



**MEN'S BASKETBALL**  
**2009 - 2010**



**George Nessman**  
Head Coach



**Brent Davis**  
Assistant Coach



**Gary Stepan**  
Assistant Coach



**Donald Williams**  
Assistant Coach



**Durwood McCoy**  
Basketball Operations



**2**  
**Adrian Oliver**  
6'4, 210, JR, G  
Modesto, CA



**4**  
**Kyle Thomas**  
6'8, 225, SO, F  
Folsom, CA



**5**  
**Justin Graham**  
6'4, 205, JR, G  
Ripon, CA



**10**  
**Aalim Moor**  
6'3, 183, FR, G  
Oakland, CA



**21**  
**Moses Omolade**  
6'8, 200, JR, F  
Brooklyn, NY



**22**  
**C.J. Webster**  
6'9, 265, JR, F/C  
Missouri City, TX



**23**  
**Robert Owens**  
6'3, 195, SR, G  
Oakland, CA



**24**  
**Chris Jones**  
6'4, 205, FR, G/F  
Hayward, CA



**30**  
**Chris Oakes**  
6'10, 235, SR, C  
Oakland, CA



**32**  
**Joe Henson**  
6'8, 245, FR, C  
Pasadena, CA



**33**  
**Mac Peterson**  
6'3, 195, SR, G  
Martinez, CA



**35**  
**Anthony Dixon**  
6'5, 195, FR, F  
Chicago, Ill



**44**  
**Jerry Casey**  
6'8, 195, FR, F  
San Luis Obispo, CA



**50**  
**Garrett Ton**  
6'8, 222, SO, F  
Torrance, CA



**52**  
**Gerelle Wilson**  
6'1, 200, SR, G  
San Francisco, CA



## Table of Contents

Broadcast Roster ..... Inside Front Cover  
 Team Rosters/Fast Facts ..... 2  
 Coaching Staff ..... 4-7  
 Season Outlook ..... 8-9  
 Player Profiles ..... 10-28  
 2008-09 Season In Review ..... 30-32  
 Western Athletic Conference ..... 34-38  
 Opponents ..... 40-47  
 Team & Individual Records ..... 48-60  
 Letterwinners ..... 62-64  
 Honors & Awards ..... 65  
 Spartans in the Pros ..... 66  
 Records vs. Collegiate Opponents ..... 67  
 Year-by-Year Scores ..... 68-95  
 NCAA Tournament Teams ..... 96  
 In-Season Tournament Competition ..... 97  
 Head Coaching Records ..... 98  
 City of San Jose ..... 100  
 San Jose State University ..... 101-102  
 The Event Center ..... 103  
 San Jose State Athletics ..... 104-117  
 Media Information ..... 118-119  
 2010 NCAA Tournament Bracket ..... 120  
 Team Schedule ..... Back Cover

The 2009-10 San Jose State University men's basketball media guide was produced by the school's sports information office.

**COVER PHOTOGRAPHY:** Terrell Lloyd

### ON THE COVERS:

**Front** (right to left) – Adrian Oliver (2), C.J. Webster (22), Justin Graham (5) and Chris Oakes (30).

**Back** – Robert Owens (23), top; Mac Peterson (33), below.

**INSIDE PHOTOGRAPHY:** Terrell Lloyd, Ray Barbour, Ron Fried, Wayne Salvatore, NBA Photos, Western Athletic Conference, selected NCAA Division I schools, Sharon Hall, San Francisco Giants.

For more information, contact the San Jose State University sports information office.  
 Phone - (408) 924-1217, FAX - (408) 924-1291,  
 or email - ltfan@email.sjsu.edu.

2009 - 2010

San José State University does not discriminate on the basis of race, color, religion, national origin, sex, sexual orientation, marital status, pregnancy, age disability, disabled veteran's or Vietnam veteran's status. This policy applies to all San José State University student, faculty and staff programs and activities. Questions regarding this policy should be directed to the Director of the Office of Equal Employment / Affirmative Action, San José State University, (408) 924-1115.

## 2009-10 Season Notes

- Six returning letter winners helped San Jose State produce its most road wins in a season since 1997 and most Western Athletic Conference victories in a season since 1996.

- Five of San Jose State's top six scorers from last season are back. Guards **Adrian Oliver** and **Justin Graham**, forward **C.J. Webster** and center **Chris Oakes** have at least one double-figure scoring average for a season with the Spartans.

- The Spartans are among the top three teams in the WAC in rebounding margin each of the last two seasons. Three players return who collected at least 100 rebounds last season.

- Five returning Spartans were tops among 2008-09 WAC players.

**Justin Graham, JR, G** –  
 2nd in assists per game

3rd in steals per game  
 9th in assist-to-turnover ratio

**Chris Oakes, SR, C** –  
 2nd in rebounding per game  
 3rd in field goal percentage  
 8th in blocked shots

**Adrian Oliver, JR, G** –  
 2nd in scoring in conference play

**Robert Owens, SR, G** –  
 4th in 3-point field goals made in conference play

8th in 3-point field goal percentage in conference play

**C.J. Webster, JR, F/C** –  
 8th in rebounding per game

- The Spartans added their largest freshman class in four seasons. Guard **Aalim Moor**, swingmen **Chris Jones** and **Anthony Dixon**, and frontcourt players **Joe Henson** and **Jerry Casey** join the team.

- The Spartans have more television opportunities in a season since **George Nessman** took over as head coach in 2005.



Justin Graham



Chris Oakes



Adrian Oliver



# Team Rosters/Fast Facts

## Alphabetical

NO.	NAME	POS.	HT.	WT.	CLASS	EXP	HOMETOWN
44	Jerry Casey	F	6-8	195	FR	HS	San Luis Obispo, Calif.
35	Anthony Dixon	F	6-5	195	FR	HS	Chicago, Ill.
5	Justin Graham	G	6-4	205	JR	2V	Ripon, Calif.
32	Joe Henson	C	6-8	245	FR	HS	Pasadena, Calif.
24	Chris Jones	G/F	6-4	205	FR	HS	Hayward, Calif.
10	Aalim Moor	G	6-3	183	FR	HS	Oakland, Calif.
30	Chris Oakes	C	6-10	235	SR	2V	Oakland, Calif.
2	Adrian Oliver	G	6-4	210	JR	1V	Modesto, Calif.
21	Moses Omolade	F	6-8	200	JR	JC	Queens, N.Y.
23	Robert Owens	G	6-3	195	SR	1V	Oakland, Calif.
33	Mac Peterson	G	6-3	195	SR	2V	Martinez, Calif.
4	Kyle Thomas	F	6-8	225	SO	TR	Folsom, Calif.
50	Garrett Ton	F	6-8	222	SO	SQ	Torrance, Calif.
22	C.J. Webster	F/C	6-9	265	JR	2V	Missouri City, Texas
52	Jerelle Wilson	G	6-1	200	SR	SQ	San Francisco, Calif.

Head coach: George Nessman  
 Assistant coaches: Brent Davis, Gary Stepan, Donald Williams  
 Director of basketball operations: Durwood McCoy

## Numerical

NO.	NAME	POS.	HT.	WT.	CLASS	EXP	HOMETOWN
2	Adrian Oliver	G	6-4	210	JR	1V	Modesto, Calif.
4	Kyle Thomas	F	6-8	225	SO	TR	Folsom, Calif.
5	Justin Graham	G	6-4	205	JR	2V	Ripon, Calif.
10	Aalim Moor	G	6-3	183	FR	HS	Oakland, Calif.
21	Moses Omolade	F	6-8	200	JR	JC	Queens, N.Y.
22	C.J. Webster	F/C	6-9	265	JR	2V	Missouri City, Texas
23	Robert Owens	G	6-3	195	SR	1V	Oakland, Calif.
24	Chris Jones	G/F	6-4	205	FR	HS	Hayward, Calif.
30	Chris Oakes	C	6-10	235	SR	2V	Oakland, Calif.
32	Joe Henson	C	6-8	245	FR	HS	Pasadena, Calif.
33	Mac Peterson	G	6-3	195	SR	2V	Martinez, Calif.
35	Anthony Dixon	F	6-5	195	FR	HS	Chicago, Ill.
44	Jerry Casey	F	6-8	195	FR	HS	San Luis Obispo, Calif.
50	Garrett Ton	F	6-8	222	SO	SQ	Torrance, Calif.
52	Jerelle Wilson	G	6-1	200	SR	SQ	San Francisco, Calif.

Head coach: George Nessman  
 Assistant coaches: Brent Davis, Gary Stepan, Donald Williams  
 Director of basketball operations: Durwood McCoy

## Pronunciation Guide

Aalim Moor	AH-lim Moore
Garrett Ton	Ton
Jerelle Wilson	JURR-ell

## Fast Facts

Location .....San Jose, California  
 Enrollment .....30,908  
 Founded .....1857  
 Nickname .....Spartans  
 Colors .....Gold, White & Blue  
 Conference .....Western Athletic Conference  
 President.....Dr. Jon Whitmore  
 Director of Athletics .....Tom Bowen  
 Head Coach  
 .....George Nessman (California, 1981)  
 Record/Seasons at SJSU .....37-86, 4 seasons  
 Overall Record/Seasons .....37-86, 4 seasons  
 Assistant Coaches  
 .....Brent Davis (San Diego State, 2000)  
 .....Gary Stepan (Cal Lutheran, 1971)  
 Donald Williams (Cal State Hayward, 1995)  
 Director of Basketball Operations  
 .....Durwood McCoy (Patten, 2001)  
 2008-09 Record.....13-17  
 Conference record/finish..6-10/6th place tie  
 Starters Returning/Lost .....4/1  
 Lettermen Returning/Lost .....6/5  
 Home Court.....The Event Center (5,000)  
 Basketball Trainer .....Scott Shaw

### Returning Lettermen (6)

Adrian Oliver, G, 6-4, JR, 17.1 ppg., 2.3 rpg.  
 C.J. Webster, F/C, 6-9, JR, 12.0 ppg., 6.5 rpg.  
 Justin Graham, G, 6-4, JR, 8.3 ppg., 3.7 rpg.  
 Chris Oakes, C, 6-10, SR, 8.2 ppg., 7.6 rpg.  
 Robert Owens, G, 6-3, SR, 7.0 ppg., 1.4 rpg.  
 Mac Peterson, G, 6-3, SR, 3.0 ppg., 1.2 rpg.

### Returning Redshirts (1)

Kyle Thomas, F, 6-8, SO

### Others Returning (2)

Jerelle Wilson, G, 6-1, SR, 1.0 ppg., 1.0 rpg.  
 Garrett Ton, F, 6-8, SO, 1.0 ppg., 0.6 rpg.

### Letterwinners Lost (4)

Tim Pierce, F, 6-7, SR, 11.6 ppg., 5.4 rpg.  
 DaShawn Wright, G, 6-4, SR,  
 5.2 ppg., 2.3 rpg.  
 DeVonte Thomas, F, 6-4, SR, 2.7 ppg., 3.2 rpg.  
 John Williams, G, 6-2, JR, 2.0 ppg., 0.7 rpg.  
 Oliver Caballero, C, 6-9, SO, 1.4 ppg., 1.0 rpg.

### Newcomers (6)

Jerry Casey, 6-8, F, FR  
 Anthony Dixon, 6-5, F, FR  
 Joe Henson, 6-8, C, FR  
 Chris Jones, 6-4, G/F, FR  
 Aalim Moor, 6-3, G, FR  
 Moses Omolade, 6-8, F, JR



Meet  
the  
Spartans



# Coaching Staff

## GEORGE NESSMAN Head Coach 5th Season



George Nessman was appointed the San Jose State University men's basketball head coach in March 2005. As he heads into his fifth season leading the Spartans, he has positioned the program for near and long-term success in competition and in the classroom.

The accomplishments are numerous in his first four seasons. Prior to Nessman's arrival, San Jose State only had one season in the last four with a double-digit victory total. In each of the last two years, the Spartans notched 13 wins and beat a team on the road that came into the season as a NCAA Tournament participant from the previous year. The 2008-09 team's five road victories were the most by a Spartan team in eight seasons.

The 2007-08 team was one of the nation's most improved based on win totals. The Spartans opened the season capturing the First Shot Exempt Tournament hosted by Middle Tennessee State. San Jose State picked up road wins against Big Sky Conference champion Portland State and topped cross-county rival Santa Clara for the first time since 2003.



The Spartans were the most successful Western Athletic Conference team in 2007-08 in games decided by four points or less with a 9-4 record. Homecourt wins over Nevada and Utah State were part of San Jose State's first winning record at The Event Center since 2000-01. A Western Athletic Conference Tournament victory for the first time since 2002 capped the best San Jose State season in seven years.

His second season, 2006-07, clearly was one with a youth movement in place. With the third

youngest team in the country based on previous major college playing experience, Nessman faced one of the nation's most challenging schedules in 2006-07 according to the in-season Sagarin Ratings. Undaunted, his team doubled its conference win total from his first season at the helm and posted the school's first win over conference foe Fresno State in eight years.

Nessman is the first San Jose State men's basketball coach to successfully organize a summer overseas tour. The Spartans spent a week in the United Kingdom, experienced a different culture and won all its August 2007 games against teams from the English and British Basketball Leagues.

The United Kingdom trip is consistent with his philosophy of placing the program in the spotlight. The Spartans have traveled to Duke, Texas Tech and Michigan State with Nessman facing legendary coaches Mike Krzyzewski, Bob Knight and Tom Izzo, respectively.

In his first season, the Spartans ended long road losing streaks both in conference and non-conference action. When the Spartans won, more often than not it was by a convincing margin. There were more close games with seven contests decided by four points or less during his first season.

Home attendance increased by 20 percent. Away from the court, his student-athletes were much more involved in community activities. San Jose State's recruiting focused much more on student-athletes from the Bay Area and Northern California but still attracted talented newcomers from Southern California and beyond. He became the first Spartan men's basketball coach in 21 years to sign a Bay Area high school senior to a National Letter-of-Intent when DeVonte Thomas decided to join the program in the spring of 2005.

In his first three seasons at San Jose State, his student-athletes earned four Western Athletic Conference All-Academic awards. Center C.J. Webster was named to the 2007-08 WAC All-Newcomer team.

Nessman took over the Spartans' position after one season as an assistant coach and recruiting coordinator at the University of California in 2004-05.



# Coaching Staff



Entering his 22nd season as a head coach, his teams at the high school, community college and major college levels have won 393 games, placed first in a league or conference nine times and won a state championship. He is 37-86 at San Jose State.

One of his most significant coaching accomplishments was directing Porterville College to a 33-4 win-loss record, a Central Valley Conference title and the school's first California Community College championship in 2000. Between January 2000 and February 2001, Porterville College won 40 consecutive games covering two seasons – one of the longest winning streaks in the California Community College system's history.

The 2000 California Community College Coach of the Year produced five 20-game winners in nine seasons and a 178-76 win-loss record. Before his arrival, Porterville had four consecutive losing seasons and did not have a plus-.500 winning percentage in 11 years. Nearly 90 percent of the sophomores he coached at Porterville and Bakersfield Colleges continued their college careers at four-year institutions.

In addition to his coaching duties at Porterville, he served the school as its director of athletics from 1995 through 2001 and was the academic advisor for athletics in 2001-02.

The 1981 University of California graduate started his coaching career at age 22 as the junior varsity and cross country coach at Salesian High School in Richmond, Calif.



*George Nessman's first game as San Jose State's head coach was against Texas Tech University and legendary coach Bob Knight.*

After three seasons, he became the boys' varsity assistant coach at Concord, California's De La Salle High School in 1984. Two seasons later, he took over the head coaching position at De La Salle and went on to produce a 155-48 win-loss record, five conference championships, one North Coast Section crown and four appearances in the Northern California Tournament of Champions. Two of his most prominent Spartans were future NBA players Jon and Brent Barry.

The 50-year-old native of Stamford, Conn., has two master's degrees – one in education from San Francisco State University in 1988 and a second in physical education and recreation from Saint Mary's College in 1993. Nessman is the only current coach in the Western Athletic Conference to earn two master's degrees. He and his wife, Nancy, have four children – Joshua, a student at San Jose State; Veronica, a student at the University of California; Peter and John.

*"Our main goal for our team is to master our system so the system serves you as a player instead of you serving it. As you do that, the game slows down for you. It becomes easier for you. That's been a big emphasis for our guys. See and understand what you are looking at. That's a big teaching point."*  
– Head coach George Nessman



*Duke University coach Mike Krzyzewski greets George Nessman prior to the 2006 meeting between the two teams.*



# Basketball Staff

**Brent Davis**  
Assistant Coach



**Donald Williams**  
Assistant Coach



**B**rent Davis joined the San Jose State University staff as an assistant coach in May 2005. Davis came to the Spartans after serving as the head coach at Bakersfield College.

He earned his bachelor's degree majoring in social science from San Diego State University. Davis went on to earn a master's degree in physical education from Azusa Pacific University in 2002.

Davis began his coaching career in 1997 as an assistant coach at Redwood High School in Visalia, Calif. After one

season, he moved to San Diego Mesa College where he served as an assistant coach for three seasons.

Davis, born on April 14, 1978, in Tulare, Calif., worked as an assistant coach for George Nessman at Bakersfield College during the 2003 and 2004 seasons before being named head coach.

He and his wife, Aimee, live in San Jose. Aimee completed her doctoral program in physical therapy at the University of the Pacific in October 2007.



**D**onald Williams is in his seventh season and second tenure as a San Jose State University men's basketball assistant coach. He spent the 2003 and 2004 seasons with the Spartans.

Williams first joined the coaching staff after five seasons as the boys varsity assistant coach at San Leandro (Calif.) High School.

The 1995 graduate of California State University - Hayward played two seasons of basketball for the Pioneers after transferring

from Porterville College.

Williams was born on October 17, 1970, in Pontiac, Mich. He and his wife, LaShonda, are the parents of two sons, Justin and Jalen.





# Basketball Staff



**Gary Stepan**  
Assistant Coach



**Durwood McCoy**  
Director of Men's  
Basketball Operations



**G**ary Stepan enters his second full season as a San Jose State men's basketball assistant coach.

Stepan first joined the Spartans' coaching staff for the last four months of the 2006-07 season as an assistant coach.

His coaching experience is rooted in the high school ranks. He served as an assistant coach at De La Salle High School in Concord, Calif., in the 1980's where he worked with and for current San Jose State head coach George Nessman and at Fallbrook (Calif.) Union High for 19 years.

Stepan is a 1971 graduate of California Lutheran College. He earned a Master of Science degree from National University in 2002.



**D**urwood McCoy is in his fourth season as a member of the San Jose State University men's basketball staff. In 2009-10, he is in his third season as the program's director of basketball operations. He first served the team as an administrative assistant in 2005-06.

McCoy came to San Jose State after serving as a recreational director for Tule River Tribal Council in Porterville, Calif., from 2003 to 2005. He began a career in coaching as an assistant coach to George Nessman at Bakersfield College in 2002-03.

The graduate of Patten University majored in organizational management. He was a two-time All-Cal Pac Conference selection in basketball. McCoy was a first-team choice his junior season and an honorable mention pick as a senior.

He and his wife, Siramone, have one daughter, Breanna, and live in San Jose.



*Scott Shaw*  
Director of Sports  
Medicine  
Men's Basketball  
Athletic Trainer



*Ben Cobian*  
Strength &  
Conditioning  
Basketball



*Eric Sabin*  
Equipment Services  
Basketball



*Adrian Valderrama*  
Video Coordinator  
Men's Basketball



*Gina Archimede*  
Academic Advisor  
Men's Basketball



*Marwa Abbas*  
Learning Specialist



# Season Outlook

After back-to-back 13-win seasons, the best for San Jose State in eight years, the Spartans believe they are ready for even more in 2009-10. Their belief is well grounded. Four returning starters have realized periodic team and individual success. There is a core of veterans familiar with the rigors of the game. An exciting group of newcomers is ready and capable of working their way into the playing rotation.

The six returning letterwinners are mindful of being at .500 in February the last two seasons and will be content only with consistent performances during the stretch run of conference action.



*Head coach George Nessman pushed the 2008-09 Spartans to their best conference record in eight years.*

## VETERANS TAKING CHARGE

“For us, this is the first time we’ve been sitting on a group of veterans who really are owning our culture, our programs and had some success and our expecting a lot more from themselves,” says San Jose State coach **George Nessman**, now in his fifth season. “So, we feel real good about our team right now.

“They’ve been very purposeful. That extends all the way back into the spring and the summer. There’s been a much greater commitment to skill work and development. They’ve gone about their



*High-energy C.J. Webster (22) is one of two returning WAC post players with more than 100 career assists.*

business in a way that shows they are maturing. Because of the maturity of our upperclassmen, it’s leading our younger guys along the way in the right direction.”

Starting with guard **Adrian Oliver** (6-4, JR, 17.1 ppg., 2.3 rpg.), each of the four returning starters has at least one season of double-figure scoring with the Spartans. One of the best perimeter scoring threats San Jose State has had in



*Chris Oakes (30) has a 54.5 career shooting percentage heading into his senior year.*

years, Oliver always was a threat for a big offensive night. Backcourt mate **Justin Graham** (6-4, JR, 8.3 ppg., 3.7 rpg., 4.7 apg.) ceded some of his offensive game a year in part due to a bad wrist and is at 100 percent for the first time at the major college level. Graham handed out 142 assists and was among the Western Athletic Conference leaders with a single-season school record 51 steals in 2008-09.

## PRODUCTIVE & PLENTIFUL FRONT COURT

Frontcourt players **Chris Oakes** (6-10, SR, 8.2 ppg., 7.6 rpg.) and **C.J. Webster** (6-9, JR, 12.0 ppg., 6.5 rpg.) give the Spartans a tenacious tandem under the boards. For the last two seasons, they have been among the Western Athletic Conference’s top-10 rebounders. Oakes offers San Jose State a shot-blocking pres-



*Adrian Oliver had eight 20-plus point performances in his first 18 games for San Jose State.*

ence and Webster’s 255-pound frame gives the team bulk underneath at either end of the floor. Both players used the off-season effectively to upgrade their physical condition.

The Spartans appear to have more post player possibilities this season than in recent years. Loyola University (Ill.) transfer **Kyle Thomas** (6-8, SO), junior college transfer **Moses Omolade** (6-8, JR)



*Justin Graham ranks among the San Jose State career leaders in assists and steals after just two seasons.*

and newcomer **Joe Henson (6-8, FR)** top the list. Thomas has range to his jumper. Omolade, only in his third year of organized basketball, is another shot blocker who is learning the game at an accelerated pace. Henson will only get stronger as he grows into the college game. Returnee **Garrett Ton (6-8, SO, 1.0 ppg., 0.6 rpg.)** and **Jerry Casey (6-8, FR)**, a late addition to the squad, are two more inside players for the Spartans.

## OPTIONS ALONG THE PERIMETER

Strong inside play can open up the perimeter for Oliver and Graham on the offensive end as well as seniors **Robert Owens (6-3, SR, 7.0 ppg., 1.4 rpg.)** and **Mac Peterson (6-3, SR, 3.0 ppg., 1.2 rpg.)**. Owens was the Spartans' best three-point shooter last season at 38.2 percent and is capable of an even higher percentage. Peterson is a crafty player also with an eye for nailing the open jumper. Veteran **Jerelle Wilson (6-1, SR, 1.0 ppg., 1.0 rpg.)** is the team's only other senior and is competing for game action as a guard.

A trio of incoming freshmen figure prominently in the team's plans for playing time around the perimeter. **Chris Jones (6-4, FR)** and **Aalim Moor (6-3, FR)** made a lot of their high school reputations on the defensive end. Moor is more of a playmaker and gives San Jose State a viable option in the point guard role.

Jones relishes the toughness of the game and was a capable scorer at the high school level. **Anthony Dixon (6-5, FR)** has his sights on as much playing time as possible in his first season.

Nessman believes the 2009-10 Spartans can produce offensively, but is looking for improvement on the defensive end of the court.

## AN EMPHASIS ON DEFENSE

"We'd like to be a moderate fast-break team that plays really stubborn halfcourt defense. That's an area we have to improve. We didn't play defense as well as we would have liked and it really hurt us," says the San Jose State coach.



*Mac Peterson (33) fills a variety of roles well for the Spartans.*

"... The single most statistically significant correlation in championships in the NCAA is field goal percentage defense. It's an area we weren't very good in last year. So, we want to be a more alert and mindful defensive team.

"Where we need to see a significant jump is defensively. If we're going to bounce ourselves into the upper echelon of the WAC, it's going to have to be on the defensive side."



*Robert Owens is among the best perimeter shooters in the Western Athletic Conference.*

## THE SEASON AHEAD

While the optimism surrounding this season's San Jose State team is high and the team is coming off of its best performance in the conference race in eight years, the Spartans face a schedule that includes six teams that won 20 or more games last season. There are five other teams coming off a winning record in 2008-09. Overall, these 11 teams account for 16 of the 30 regular-season contests. Nessman knows every team in the WAC can be and expects to be better.

"What a good league it will be this year. There's a great collection of veterans. Almost every team has significant starters coming back. It's a cliché, but I really think any of the nine teams can win this league. It's going to be who is going to play the best basketball. It's going to be hard to get a win in this league," assesses the Spartans' coach, who believes Utah State and Nevada are the conference's top teams heading into the season.

"Winning the close games, controlling your homecourt, avoiding significant injuries, getting the ball to bounce your way here and there will separate the teams from the top."



# Player Profiles

5

**JUSTIN  
GRAHAM**  
G, 6-4, 205, JR, 2V  
Ripon, Calif.  
Communication  
Studies Major



**AT SAN JOSE STATE:** In his fourth season at San Jose State...Signed a National Letter-of-Intent during the 2005 Fall signing period...Redshirted the 2006-07 season...Former team representative to the San Jose State University Student-Athlete Advisory Committee...25 double-figure scoring games entering



the 2009-10 season...Ranks on the school's career list for steals (eighth) and assists (ninth)...School recordholder for single season steals (51).

**2008-09:** Only San Jose State player to play and start in all 30 games...Led the team in assists (142) and steals (51)...First Spartan in nine seasons to record 100 assists in a season...First San Jose State player in 12 seasons to record at least 100 assists and 100 rebounds (112) in

a season...Personal best 13 assists in the Northern Colorado win (Dec. 20) - the best one-game effort in the WAC for the season and matches the second highest single-game figure at San Jose State...Only Spartan ranked among the WAC's top-three in two different statistical categories at the end of the season...Second in the WAC in assists per game and third in steals per contest...11 double-figure scoring contests...Season scoring high of 19 in the Hawaii win (Jan. 17)...Had a six-game streak (Jan. 5-Jan. 22) in which he scored in double-figures...Single-game high of 5 steals in the win at San Diego (Dec. 8).

**2007-08:** Had one of the best seasons for any San Jose State freshman...First San Jose State freshman in 13 years to lead the team in assists (2.9 avg.)...Appeared in 26 games and started 25 times...Played more minutes than any 2007-08 freshman in the Western Athletic Conference and led the Spartans in average minutes played per game at 31.96...Set a San Jose State freshman single-game scoring record with 29 points vs. Hawaii (Jan. 5)...First San Jose State player to score 20 or more points in two games during the season with 20 points against Boise State (Feb.

28)...Was in double-figure scoring 14 times...Had a six-game stretch (Dec. 22, 2007-Jan. 7, 2008) scoring in double figures in each contest...Third on the team in scoring with his 10.7 average...Whirling dervish in the open court who was third in the WAC in steals at 1.54 per game...Had two four-steal games and 11 over a three-game span against South Dakota State (Dec. 30), at Boise State (Jan. 2) and against Hawaii...Clutch player in the closing moments who helped the Spartans win in a number of ways...Handed off an assist on the game-winning basket at Middle Tennessee (Nov. 15), scoring the game-winning basket against Appalachian State (Nov. 16) and nailed a pair of free throws in the final seconds of the second half to send the Portland State game (Dec. 28) into overtime and a San Jose State victory...Averaged 12.3 points per game in the 2007 summer tour of the United Kingdom...Leading scorer in the win over the London Leopards at the start of the tour.

**RIPON HIGH :** Lettered in basketball (Coach Rod Wright), football and cross country at Ripon (Calif.) High School...Helped his team to 55 wins in his junior and senior seasons...Was a two-time "Most Valuable Player" of the Trans-Valley League and *Manteca Bulletin* "Player of the Year"...Was an all-state Division IV selection his senior season...Led his team and league in scoring, assists, blocked shots and steals in 2006...Averaged 15.6 points, 7.5 rebounds, 6.0 assists and 3.5 steals per game as a senior...Averaged 15.9 points, 7.3 rebounds and 5.5 assists per game as a junior...Team recorded a 29-3 overall record...Led the league in assists and blocked shots, was second in steals and was third in scoring average...Was a wide receiver in football and caught 15 passes his junior season.

**JUSTIN:** Communication studies major...His dad, Steve Romero, played the 1987 and 1988 seasons for Cal State Stanislaus and averaged in double-figure scoring each season...Dad was an honorable mention all-conference selection in 1987...Is a step-grandson of former Phoenix Suns center Neal Walk, the second pick in the 1969 NBA Draft behind UCLA's Lew Alcindor...Born in Turlock, Calif., on September 10, 1988.

## Career Highs

- PTS.** – 29, vs. Hawai'i, Jan. 5, 2008
- FG** – 8, vs. Boise State, Feb. 28, 2008
- FGA** – 15, vs. Boise State, Feb. 28, 2008
- 3FG** – 2, twice, last vs. Idaho, Mar. 1, 2008
- 3 FGA** – 4, vs. Boise State, Feb. 28, 2008
- FT** – 14, vs. Hawai'i, Jan. 5, 2008
- FTA** – 17, vs. Hawai'i, Jan. 5, 2008
- REB** – 8, at Presbyterian, Nov. 24, 2008
- A** – 13, vs. Northern Colorado, Dec. 20, 2008
- BLK** – 2, twice, last at Presbyterian, Nov. 24, 2008
- S** – 5, twice, last at Fresno State, Jan. 10, 2009



### San Jose State University Statistics

SEASON	G/S	MIN	FG-FGA	Pct.	3FG-FGA	Pct.	FT-FTA	Pct.	REB	Avg.	A	Avg.	TO	PF-D	Blk	S	Pts.	Avg.
2007...Redshirt																		
2008...FR	26/25	831	91-197	.462	15-35	.429	80-111	.721	14-49-63	2.4	76	2.9	117	55-1	11	40	277	10.7
2009...SO	30/30	1,017	95-203	.468	2-19	.105	56-84	.667	26-86-112	3.7	142	4.7	112	73-1	9	51	248	8.3
<b>CAREER</b>	<b>56/55</b>	<b>1,848</b>	<b>186-400</b>	<b>.465</b>	<b>17-54</b>	<b>.315</b>	<b>136-195</b>	<b>.697</b>	<b>40-135-175</b>	<b>3.1</b>	<b>218</b>	<b>3.9</b>	<b>229</b>	<b>128-2</b>	<b>20</b>	<b>91</b>	<b>525</b>	<b>9.4</b>

### Western Athletic Conference Statistics

2008...FR	11/10	332	41-79	.502	7-14	.500	31-46	.674	6-21-27	2.5	31	2.8	46	22-0	11	40	120	10.9
2009...SO	16/16	542	52-112	.464	1-12	.083	42-62	.677	17-40-57	3.6	66	4.2	51	43-1	3	20	147	9.2
<b>CAREER</b>	<b>27/26</b>	<b>874</b>	<b>93-191</b>	<b>.487</b>	<b>8-26</b>	<b>.308</b>	<b>73-108</b>	<b>.676</b>	<b>23-61-84</b>	<b>3.1</b>	<b>97</b>	<b>3.6</b>	<b>97</b>	<b>65-1</b>	<b>14</b>	<b>60</b>	<b>267</b>	<b>9.9</b>



# Player Profiles

# 30

## CHRIS OAKES

C, 6-10, 235, SR, 2V  
Oakland, Calif.  
African-American  
Studies Major



**AT SAN JOSE STATE:**  
In his third season with the Spartans...51 starts in two seasons...Transfer from Pepperdine...11 double-doubles...27 double-figure scoring games at San Jose State and 31 in his career...14 double-figure rebounding efforts for the Spartans and 15 in his career...Improved his free throw shooting by more than 10 percentage points from his days at Pepperdine...Fourth on the Spartans' career list for field goal accuracy (55.0 percent)...Fifth on the San

Jose State career list with 67 blocked shots...Needs 104 rebounds to crack into the school's top-10 list for career rebounds.

**2008-09:** Played in all 30 games and started 26 times...Team's leading rebounder with a 7.6 average and top shot blocker with 40...Second in the Western Athletic Conference in rebounding...Eighth in the WAC in blocked shots...17 rebounds in the William Jessup win (Dec. 28) was the most by a conference player during the season...Personal single-game best 5 blocked shots in the San Diego victory (Dec. 8)...Fifth on the team in scoring with an 8.2 average...12 double-figure scoring games...Seven double-doubles...Season scoring high of 18 points in the William Jessup win...58.2 field goal percentage was best on the team...Personal single-game best 5 assists vs. Louisiana Tech (Jan 3).

**2007-08:** Played and started in 25 games...was among the conference leaders in rebounds (6th) and blocked shots (5th)...Led the Spartans with a 52.3 percent field goal accuracy mark and topped the team with a 7.2 rebound average and 27 blocked shots...fourth on the team in scoring at 10.3 per game...15 double-figure scoring games including a season-high 21 points in the win over Utah State (Feb. 18)...Had a streak of four consecutive games in double-figure scoring starting at Utah State (Feb. 9) and ending with 16 points at Pacific (Feb. 23)...Consistent field goal marksman who made 50 percent or more of his field goals in 18 of his 26 games...Four double-doubles during the season starting with 11 points and 12 rebounds in the win at Portland State (Dec. 28)...Matched his season-high 12 rebounds

when he scored 21 points in the Utah State triumph...Handed out his season best of 4 assists in the Louisiana Tech victory (Feb. 16)...Credited with a blocked shot in 18 games and blocked at least one shot in each of the last 10 games.

**PEPPERDINE:** Played the 2006 and 2007 seasons...Started 16 times in 24 games...Four double-figure scoring games...Two double-digit rebounding efforts.



**2006-07:** Appeared in six games and was a starter in each contest...Led the Waves in field goal accuracy with a 59.1 percent mark...Averaged 5.7 points...was in double-figure scoring twice...Had his season high of 12 points at Washington (Nov. 12) and against UC Santa Barbara (Nov. 21)...Best statistical game was at Washington with 7 rebounds, 3 steals and a blocked shot to go along with his 12 points...Also averaged 0.8 blocks per game with a blocked shot in four out of six games.

**2005-06:** Played in 18 games and was a starter 10 times...Led the team in field goal accuracy with his 51.1 percent figure...Only player on the team to shoot better than 50 percent...Fifth on the team in scoring with a 5.9 average and second in rebounding at 5.2...Had a season scoring high of 18 against San Diego (Mar. 3)...major-college best 13 rebounds at Dayton (Dec. 1) which included 10 offensive rebounds...Also pulled down 11 rebounds at Cal State Fullerton (Nov. 23).

**CASTLEMONT HIGH:** Lettered in basketball four seasons...Ranked by Scout.com as one of the top-10 centers on the West Coast in 2004...Named to the *Long Beach Press Telegram's* Best in the West list following his junior season.

**CHRIS:** Majoring in African-American studies...Born in Oakland, Calif., on December 29, 1987.

## Career Highs

- PTS. – 21, vs. Utah State, Feb. 18, 2008
- FG – 9, vs. Utah State, Feb. 18, 2008
- FGA – 17, vs. Utah State, Feb. 18, 2008
- FT – 7, twice, last at Louisiana Tech, Mar. 8, 2008
- FTA – 10, at Louisiana Tech, Mar. 8, 2008
- REB – 17, vs. William Jessup, Dec. 28, 2008
- A – 5, vs. Louisiana Tech, Jan. 3, 2009
- BLK – 5, at San Diego, Dec. 8, 2008
- S – 3, at Washington, Nov. 12, 2006



### San Jose State University Statistics

SEASON	G/S	MIN	FG-FGA	Pct.	3FG-FGA	Pct.	FT-FTA	Pct.	REB	Avg.	A	Avg.	TO	PF-D	Blk	S	Pts.	Avg.
2008...SO	25/25	651	104-199	.523	0-0	.000	49-75	.653	80-101-181	7.2	20	0.8	39	78-3	27	6	257	10.3
2009...JR	30/26	731	99-170	.582	0-0	.000	49-74	.662	84-143-227	7.6	31	1.0	48	81-4	40	14	247	8.2
San Jose St.	55/51	1,382	203-369	.550	0-0	.000	98-149	.658	164-244-408	7.3	51	0.9	87	159-7	67	20	504	9.2

### Oakes' Pepperdine University Statistics

SEASON	G/S	MIN	FG-FGA	Pct.	3FG-FGA	Pct.	FT-FTA	Pct.	REB	Avg.	A	Avg.	TO	PF-D	Blk	S	Pts.	Avg.
2006...FR	18/10	326	45-88	.511	0-0	.000	16-33	.485	43-51-94	5.2	2	0.1	19	46-1	7	5	106	5.9
2007...SO	6/6	105	13-22	.591	0-0	.000	8-11	.727	7-10-17	2.8	0	0.0	3	26-3	5	5	34	5.7
Pepperdine	24/16	431	58-110	.527	0-0	.000	24-44	.545	50-61-111	4.6	2	0.1	22	72-4	12	10	140	5.8
CAREER	79/67	1,813	261-479	.545	0-0	.000	122-193	.632	214-305-519	6.6	53	0.7	109	231-11	79	30	644	8.2

### Western Athletic Conference Statistics

SEASON	G/S	MIN	FG-FGA	Pct.	3FG-FGA	Pct.	FT-FTA	Pct.	REB	Avg.	A	Avg.	TO	PF-D	Blk	S	Pts.	Avg.
2008...SO	16/16	398	68-121	.562	0-0	.000	25-45	.556	51-63-114	7.1	14	0.8	25	54-3	16	4	161	10.1
2009...JR	16/14	388	54-89	.607	0-0	.000	23-35	.657	47-71-118	7.4	19	1.2	48	45-3	16	4	131	8.2
CAREER	32/30	786	122-210	.581	0-0	.000	48-80	.600	98-134-232	7.2	33	1.0	73	99-6	32	8	292	9.1



# Player Profiles

# 2

## ADRIAN OLIVER

G, 6-4, 210, JR, 1V  
Modesto, Calif.  
Sociology Major



**AT SAN JOSE STATE:** In his third season with the Spartans...Transfer from the University of Washington.

**2008-09:** Burst on the scene as one of the most explosive scoring threats in a San Jose State uniform...Played and started in 18 games beginning December 20, 2008...Team scoring leader at 17.1 per game...80 points in his first three games were the most points scored by a Spartan player in a three-game debut...Opened his San Jose State career with 27 against Northern Colorado

(Dec. 20) - the highest known point total by a Spartan in an opening game...Scored 20 or more points eight times...Season scoring high of 37 against Boise State (Feb. 7)...His 24 in the first half against Boise State was two shy of the one-half scoring record at San Jose State...Also scored 31 points in the USF win (Dec. 22)...Scored 20 or more points in back-to-back games twice during the season...Was second in the Western Athletic Conference in scoring in conference games played with a 17.6 average...Tied for third on the team in blocked shots with nine.



**UNIVERSITY OF WASHINGTON:** Played 37 games with 13 starts during the 2007 and 2008 seasons...Four major-college double-figure scoring games...Appeared in five of the first six games of the 2008 season...Scored 11 points in the season-opener against New Jersey Tech (Nov. 13)...One of five players to play in all 32 games in 2006-07...Made 13 consecutive starts including 10 games when Washington was ranked in the top-25...Second on the team in assists with 71 and had the best assist-to-turnover ratio (1.51-to-1)



on the team...Credited or shared team-high honors in assists five times...Had a season-high eight assists as a starter against #7-Arizona...Best statistical game was 14 points, 9 rebounds and 5 assists against Eastern Washington (Nov. 24)...Averaged 4.7 points a game...Also scored in double figures against #18-Gonzaga (Dec. 9) with 11 points and 10 at Stanford (Jan. 11).

**MODESTO CHRISTIAN HIGH:** Lettered four seasons at Modesto (Calif.) Christian High (Coach Allen Oliver)...A two-time, first-team all-state player who averaged 25.5 points as a senior and 26.1 points as a junior...As a senior in 2007, #13 prospect in the Long Beach Press-Telegram's Best in the West poll...#64 best prep player according to Bob Gibbons' All-Star Report...#11 best recruit in California by rivals.com...#92 national recruit and top point guard on the West Coast according to scout.com's post-summer ranking...Also lettered in football.

**ADRIAN:** Sociology major...enjoys watching the television shows Entourage, Lost and Family Guy...Born in Modesto, Calif., on March 31, 1988.

### Career Highs

- PTS. - 37, vs. Boise State, Feb. 7, 2009
- FG - 13, vs. Boise State, Feb. 7, 2009
- FGA - 23, vs. Boise State, Feb. 7, 2009
- 3FG - 4, vs. Boise State, Feb. 7, 2009
- 3 FGA - 7, twice, last vs. vs. Boise State, Feb. 7, 2009
- FT - 13, at New Mexico State, Jan. 29, 2009
- FTA - 14, at New Mexico State, Jan. 29, 2009
- REB - 9, vs. Eastern Washington, Nov. 24, 2007
- A - 5, three times, last at New Mexico State, Jan. 29, 2009
- BLK - 3, vs. Northern Colorado, Dec. 20, 2008
- S - 2, three times, last at Nevada, Mar. 12, 2009





### Oliver's University of Washington Statistics

SEASON	G/S	MIN	FG-FGA	Pct.	3FG-FGA	Pct.	FT-FTA	Pct.	REB	Avg.	A	Avg.	TO	PF-D	Blk	S	Pts.	Avg.
2007...FR	32/13	673	55-146	.377	14-46	.304	27-35	.771	32-67-99	3.1	71	2.2	47	88-5	7	24	151	4.7
2008	5/0	56	6-13	.462	4-9	.444	1-1	1.000	2-7-9	1.8	3	0.6	5	7-0	1	4	17	3.4
UW Career	37/13	729	61-159	.384	18-55	.327	28-36	.778	34-74-108	2.9	74	2.0	52	95-5	8	28	168	4.5

### San Jose State University Statistics

SEASON	G/S	MIN	FG-FGA	Pct.	3FG-FGA	Pct.	FT-FTA	Pct.	REB	Avg.	A	Avg.	TO	PF-D	Blk	S	Pts.	Avg.
2009...SO	18/18	572	109-252	.433	17-65	.262	73-97	.753	10-31-41	2.3	39	2.4	66	42-1	9	13	308	17.1
CAREER	55/31	1,301	170-411	.414	35-120	.292	101-133	.759	44-105-149	2.7	113	2.1	118	137-6	17	41	476	8.7

### Western Athletic Conference Statistics

SEASON	G/S	MIN	FG-FGA	Pct.	3FG-FGA	Pct.	FT-FTA	Pct.	REB	Avg.	A	Avg.	TO	PF-D	Blk	S	Pts.	Avg.
2009...SO	12/12	395	73-170	.429	10-41	.244	55-73	.753	5-23-28	2.3	30	2.5	42	29-1	5	7	211	17.6



# Player Profiles

**23** **ROBERT OWENS**  
**G, 6-3, 195, SR, 1V**  
**Oakland, Calif.**  
**Sociology Major**



**AT SAN JOSE STATE:** In his second season at San Jose State...Backcourt/wing player who is a dynamic and calculating perimeter shooter...Seventh on the school's career list for 3-point field goal accuracy with a 38.2 percent mark.

**2008-09:** Played in all 30 games and started 11 times...One of the most productive players coming off the bench in the Western Athletic Conference... Team's best 3-point shooter...Shot 38.2 percent from 3-point range...Converted 40.5 percent in conference action...Had nine games in which he made at least 50 percent of his 3-point attempts...Had one four-game stretch in January in which he was 11-for-19 from 3-point range...5-for-7 from 3-point land against California Maritime (Nov. 19) and Nevada (Feb. 12)...Averaged 7.0 points per game for the season...Double-figure scorer 12 times with a season high 19 in the California Maritime win...Averaged 10.4 points per game in his 11 starts...One of two Spartans who played at least 25 games and shot better than 85 percent from the free throw line (85.3 percent)...Had a streak of 74 nights (Nov. 24, 2008-Feb. 7, 2009) in which he made 16 free throws without a miss.



**CITY COLLEGE OF SAN FRANCISCO:** Played two seasons of basketball (Coach Justin Labagh) and averaged in double-figure scoring each season...2008 first-team all-state and first-team All-Coast Conference selection...Averaged 16.7 points, 3.5 rebounds and 3.3 assists helping CCSF advance to the California Community College state championship

tournament...Honorable mention all-conference pick in 2007 as a freshman...Averaged 10.2 points and 2.6 rebounds.

**SKYLINE HIGH:** Lettered in basketball (Coach Terrence Ransom) at Skyline High in Oakland, Calif...Averaged 18.5 points, 5.7 rebounds, 5.3 assists and 3.2 steals per game as a senior...2006 *San Francisco Chronicle* second-team All-Metro selection...Helped his team to a 20-8 record and an Oakland Athletic League championship his senior season...Averaged 14.7 points his junior season.

**ROBERT:** Sociology major...Has had the nickname "Choo" since his early childhood stemming from the gift of a Christmas toy train...Finished in first place at 2006 East Bay All-Star Classic slam dunk contest...Born in San Francisco, Calif., on April 10, 1988.



## Career Highs

**PTS.** – 19, vs. California Maritime, Nov. 19, 2008  
**FG** – 7, vs. California Maritime, Nov. 19, 2008  
**FGA** – 12, vs. Fresno State, Jan. 24, 2009  
**3FG** – 5, twice, last vs. Nevada, Feb. 12, 2009  
**3FGA** – 10, vs. Fresno State, Jan. 24, 2009  
**FT** – 6, at Cal State Bakersfield, Jan. 12, 2009  
**FTA** – 6, at Cal State Bakersfield, Jan. 12, 2009  
**REB** – 4, four times, last vs. Idaho, Feb. 26, 2009  
**A** – 4, vs. California Maritime, Nov. 19, 2008  
**S** – 2, vs. California Maritime, Nov. 19, 2008



### San Jose State University Statistics

SEASON	G/S	MIN	FG-FGA	Pct.	3FG-FGA	Pct.	FT-FTA	Pct.	REB	Avg.	A	Avg.	TO	PF-D	Blk	S	Pts.	Avg.
2009...JR	30/11	605	67-171	.392	47-123	.382	29-34	.853	12-31-43	1.4	20	0.7	25	30-0	5	10	210	7.0

### Western Athletic Conference Statistics

SEASON	G/S	MIN	FG-FGA	Pct.	3FG-FGA	Pct.	FT-FTA	Pct.	REB	Avg.	A	Avg.	TO	PF-D	Blk	S	Pts.	Avg.
2009...JR	16/7	357	46-112	.411	32-79	.405	14-16	.875	9-18-27	1.7	14	0.9	10	19-0	2	6	138	8.6



# Player Profiles

# 33

**MAC  
PETERSON**  
G, 6-3, 195, SR, 2V  
Antioch, Calif.  
Communication  
Studies Major



**AT SAN JOSE STATE:** In his third season at San Jose State...Signed with the Spartans during the 2007 spring signing period...A 2007-08 San Jose State University Scholar-Athlete...A 2008 Academic All-WAC honoree...Two career double-figure scoring games.



**2008-09:** Played in 26 games and made his first major college start against Nevada (2/12)...Key reserve who played 15 or more minutes in 12 games...Matched his single-game scoring high of 10 points in the Hawaii win (Jan. 17)...Single-game best 6 rebounds in 26 minutes at Fresno State (Jan. 10)...Handed out a career best 5 assists in the William Jessup triumph (Dec. 28)...Team's most accurate free throw shooter with an 88.5 percent mark.

**2007-08:** Played in 27 games, all in a reserve capacity...One of three Western Athletic Conference players who did not start a game, but played more than 400 minutes in the season...Averaged 3.5 points a game for the season...Season scoring high of 10 points came at Idaho (Jan. 24)...Got off to a fast start at the beginning of the season averaging 5.8 points and shooting 50 percent from the field, all from 3-point range...Missed five December non-conference games due to a practice injury...Returned to hand out a season-high four assists in the overtime win at Portland State (Dec. 28)...Also dished out four assists in the Fresno State victory (Jan. 17)...Picked up his scoring in conference action averaging 4.0 per game.

**DIABLO VALLEY COLLEGE:** Played one season (Coach Steve Coccimiglio) ...Was a first-team all-state selection...One of only two freshmen named a first-team all-state player in California in

2006-07...Named his conference's Most Valuable Player leading his team to a 27-6 win-loss record...Ranked 10th in the state for 3-point field goal accuracy with 47.2 percent mark (85 of 180)...Averaged 12.8 points per game...Was in double-figure scoring 23 times in 33 games...Scored 20 or more points five times...Third in the state in free throw accuracy at 88.9 percent...Handed out 3.4 assists and collected 3.0 rebounds per game.



**DEER VALLEY HIGH:** Lettered in basketball (Coach Eric Bamberger) and track and field at Deer Valley High in Antioch, Calif...A two-time honorable mention All-Metro selection by the *San Francisco Chronicle*...A two-time first-team all-league high jumper...Set a school record with a leap of 6-feet-8 during his sophomore season.

**MAC:** Communication studies major...His dad, Robert Birden, was a three-year starting guard on the 1974 through 1976 University of Arkansas teams and a first-team All-Southwest Conference pick as a junior in 1975...Birden's scoring averages were 7.7, 10.7 and 7.4 points per game for his sophomore through senior seasons, respectively...His uncle, J.J. Birden, played seven seasons in the National Football League as a wide receiver for Kansas City (1990-94) and Atlanta (1995-96)...Lists "Godfather I," "The Wood," "The Departed" and "Pulp Fiction" among his favorite movies...Born in San Francisco, Calif., on April 14, 1988.

## Career Highs

- PTS.** – 10, twice, last at Hawai'i, Jan. 17, 2009
- FG** – 3, six times, last vs. Nevada, Mar. 5, 2009
- FGA** – 9, vs. Fresno State, Jan. 17, 2008
- 3FG** – 2, six times, last at Louisiana Tech, Jan. 31, 2009
- 3FGA** – 6, at Portland State, Dec. 28, 2007
- FT** – 7, at Hawai'i, Jan. 17, 2009
- FTA** – 8, at Hawai'i, Jan. 17, 2009
- REB** – 6, at Fresno State, Jan. 10, 2009
- A** – 5, vs. William Jessup, Dec. 28, 2008
- S** – 2, at Boise State, Jan. 2, 2008



### San Jose State University Statistics

SEASON	G/S	MIN	FG-FGA	Pct.	3FG-FGA	Pct.	FT-FTA	Pct.	REB	Avg.	A	Avg.	TO	PF-D	Blk	S	Pts.	Avg.
2008...SO	27/0	416	28-94	.298	21-69	.304	18-24	.750	9-27-36	1.3	32	1.2	16	19-0	0	8	95	3.5
2009...JR	26/1	342	23-55	.418	9-33	.273	23-26	.885	9-22-31	1.2	13	0.5	15	17-0	0	6	78	3.0
<b>CAREER</b>	<b>53/1</b>	<b>758</b>	<b>51-149</b>	<b>.343</b>	<b>30-102</b>	<b>.294</b>	<b>41-50</b>	<b>.820</b>	<b>18-49-67</b>	<b>1.3</b>	<b>45</b>	<b>0.8</b>	<b>31</b>	<b>36-0</b>	<b>0</b>	<b>14</b>	<b>173</b>	<b>3.3</b>

### Western Athletic Conference Statistics

SEASON	G/S	MIN	FG-FGA	Pct.	3FG-FGA	Pct.	FT-FTA	Pct.	REB	Avg.	A	Avg.	TO	PF-D	Blk	S	Pts.	Avg.
2008...SO	16/0	268	20-63	.317	13-40	.325	11-15	.733	6-17-23	1.4	20	1.2	10	10-0	0	5	64	4.0
2009...JR	14/1	180	15-31	.484	7-19	.368	14-16	.875	8-13-21	1.5	7	0.5	6	11-0	0	4	51	3.6
<b>CAREER</b>	<b>30/1</b>	<b>448</b>	<b>35-94</b>	<b>.373</b>	<b>20-59</b>	<b>.339</b>	<b>25-31</b>	<b>.806</b>	<b>14-30-44</b>	<b>1.5</b>	<b>27</b>	<b>0.9</b>	<b>16</b>	<b>21-0</b>	<b>0</b>	<b>9</b>	<b>115</b>	<b>3.8</b>



# Player Profiles

**KYLE THOMAS**  
**4** F, 6-8, 225, SO, TR  
 Folsom, Calif.  
 Business Management Major




**AT SAN JOSE STATE:** In his second season at San Jose State....Transfer from Loyola University of Illinois...Figures to be in the frontcourt rotation for the Spartans.

**2008-09:** Practiced with the team the entire season as a redshirt.

**LOYOLA UNIVERSITY:** Played in six games during the 2007-08 season...Appeared as a reserve forward in each game played...Averaged 0.8 points and 0.2 rebounds a contest...Season

high three points on a 3-point basket at Purdue (Nov. 24)...Scored a basket in the win over Saint Mary's (Minn.).

**FOLSOM HIGH:** Lettered in basketball (Coach Mike Wall) at Folsom (Calif.) High...Helped Folsom to a 21-9 record his senior season averaging 18 points and 10 rebounds per contest...First-team All-Sac-Joaquin section choice as a senior...Two-time all-league pick...averaged 17.3 points and 8.6 rebounds a game as a junior...Concluded his high school career in the 2007 Sacramento High School All-Star Game scoring 18 points and grabbing 12 rebounds...Named the 2007 Folsom High Athlete of the Year.

**KYLE:** Business management major...Has a sister, Victoria Thomas, who is a freshman forward on the University of California Santa Barbara women's soccer team...Born in Los Gatos, Calif., on Feb. 3, 1989.



## Career Highs

- PTS. – 3, at Purdue, Nov. 24, 2007
- FG – 1, twice, last vs. Saint Mary's (Minn.), Dec. 29, 2007
- FGA – 3, at Purdue, Nov. 24, 2007
- 3FGM – 1, at Purdue, Nov. 24, 2007
- 3FGM – 2, at Purdue, Nov. 24, 2007
- FTA – 2, at Saint Louis, Dec. 19, 2007
- REB – 1, at Saint Louis, Dec. 19, 2007

## Thomas' Loyola University Statistics

SEASON	G/S	MIN	FG-FGA	Pct.	3FG-FGA	Pct.	FT-FTA	Pct.	REB	Avg.	A	Avg.	TO	PF-D	Pts.	Avg.
2008	6/0	17	2-6	.333	1-2	.500	0-3	.000	1-0-1	0.2	0	0.0	2	0-0	5	0.8

# Player Profiles



**GARRETT  
TON**  
**50** F, 6-8, 222, SO, SQ  
Torrance, Calif.  
Kinesiology Major



**AT SAN JOSE STATE:**  
In his third season at San Jose State....Joined the program as a successful walk-on prospect in 2007...Has served as one of the team's representatives to the San Jose State University Student-Athlete Advisory Council.

**2008-09:** Appeared in five games as a reserve forward...Posted a season scoring high of 2 points against California Maritime (Nov. 19) and Nevada (Mar. 5)...Season-best 2 rebounds in the California Maritime victory...Also was in the scoring column in the William Jessup win (Dec. 28) with a free throw.

**2007-08:** Spent the season as a redshirt.

**WEST HIGH:** Lettered two seasons in basketball at West High (Coach Karim Girgis) in Torrance, Calif...Was his team's leader in blocked shots his junior and senior seasons...Topped his squad in rebounding in 2006-07...Also played baseball as a freshman and a sophomore.



**GARRETT:** Kinesiology major who is emphasizing sports management...Worked as a San Jose State football press box assistant during the 2009 season...Hopes to work for a professional sports franchise...Enjoys playing golf and collecting sports memorabilia...Dad, Steve Ton, played for the 1971 University of Idaho freshman team and earned three varsity letters for the Vandals in the 1972 through 1974 seasons...Dad was Idaho's leading scorer and rebounder in 1972, recipient of the 1972 Ronald White Award as the Vandals' most outstanding player and top scorer in 1973...Born in Torrance, Calif., on June 29, 1989.



## Career Highs

**PTS.** – 2, twice, last at Nevada, Mar. 5, 2009  
**FG** – 1, vs. California Maritime, Nov. 19, 2008  
**FGA** – 1, twice, last vs. William Jessup, Dec. 28, 2008  
**FT** – 2, at Nevada, Mar. 5, 2009  
**FTA** – 2, twice, last at Nevada, Mar. 5, 2009  
**REB** – 2, vs. California Maritime, Nov. 19, 2008  
**S** – 2, twice, last at Boise State, Jan. 8, 2009

## San Jose State University Statistics

SEASON	G/S	MIN	FG-FGA	Pct.	3FG-FGA	Pct.	FT-FTA	Pct.	REB	Avg.	A	Avg.	TO	PF-D	Blk	S	Pts.	Avg.
2008...Redshirt																		
2009...FR	5/0	12	1-2	.500	0-0	.000	3-4	.750	2-1-3	0.6	0	0.0	3	5-0	0	2	5	1.0

## Western Athletic Conference Statistics

SEASON	G/S	MIN	FG-FGA	Pct.	3FG-FGA	Pct.	FT-FTA	Pct.	REB	Avg.	A	Avg.	TO	PF-D	Blk	S	Pts.	Avg.
2009...FR	2/0	5	0-0	.000	0-0	.000	2-2	1.000	0-0-0	0.0	0	0.0	1	3-0	0	1	2	1.0



# Player Profiles

**C.J. WEBSTER**  
**F/C, 6-9, 265,**  
**22 JR, 2V**  
**Missouri City,**  
**Texas**  
**Sociology Major**



**AT SAN JOSE STATE:**  
 In his third season at San Jose State...Signed with the Spartans during the 2007 spring signing period...First Spartan in three years to receive on-court Western Athletic Conference post-season recognition...With Chris Oakes, gives the Spartans the only pair of top-10 returning WAC rebounders from each of the last two seasons...Enters 2009-10 with 60 career starts, 38 double-figure scoring games and nine double-doubles...Credited with more assists than turnovers in each of the last two seasons...Two-time WAC Player of the Week.



**2008-09 SEASON:** Played and started in 28 games...Second on the Spartans in scoring (12.0) and rebounding averages (6.5)...One of two San Jose State players to shoot at least 50 percent from the field (50.0 percent)...Double-figure scoring 17 times...scored 20 or more on four occasions including a career best 23 points in an overtime win at Fresno State (Jan. 10)...Also handed out a single-game personal best 6 assists and pulled down 11 rebounds in the victory at Fresno State...Averaged 16.7 points and 7.7 rebounds in three games to earn WAC Player of the Week for games ending December 28...One of two Spartans with more assists (62) than turnovers (52)...Three double-doubles including 22 points and 12 rebounds at Nevada (Mar. 5).

**2007-08 SEASON:** Named to the Western Athletic Conference All-Newcomer team...Selected as the WAC Player of the Week for the week of Jan. 7-12 helping the Spartans to a road win at Santa Clara (Jan. 7) and the team's first victory over Nevada (Jan. 10) since the 2002 season...One of two starters who started in all 32 games...Team's leading scorer with an 11.3 per game average...21 times in double-figure scoring topped by a career-high 21 at Utah State (Feb. 9) and at New Mexico State (Mar.

6)...Led the team with six double-doubles starting with 19 points and 15 rebounds against Lipscomb (Nov. 17) and in the win at Cal State Bakersfield (Nov. 30) with 10 points and 13 rebounds...Capped off the regular season with back-to-back double-doubles for the second time matching his scoring (21) and rebounding (15) highs at New Mexico State and a 10-point, 13-rebound contribution at Louisiana Tech (Mar. 8)...Second on the team in rebounding with his 6.8 average...Ranked ninth in the WAC in rebounding...Double-figure rebounding in six games...was the conference's top passing post player with 68 assists and a 1.36 assist-to-turnover ratio...Had at least one assist in 27 of the team's 32 games...Had more assists than turnovers in 25 of the 32 contests...One of two Spartans to finish the season shooting better than 50 percent (.505) from the field.

**TEXAS STATE UNIVERSITY:** A member of the 2005-06 team...listed in nine games...Averaged 4.6 points per game...Had a season scoring high of 14 points against SMU (Dec. 1)...Rebounding high was five at Utah Valley State (Nov. 19)...Collected 1.8 rebounds per game.

**MARSHALL HIGH:** Lettered in basketball (Coach Gary Nichols) and track and field...Was his team's Most Valuable Player his sophomore through senior seasons...Ranked the 14th best player in Houston by RCS Sports and a top-35 prospect by *Texas Hoops* as a senior...All-region, all-district and the District 20-5A Player of the Year as a senior...Concluded his high school career playing in the 2005 Houston Area Basketball Coaches Association All-Star Game...Was a sprinter on the track and field team.

**C.J.:** Sociology major...Enjoys collecting sports card memorabilia...Claims his top items are a gold-plated Jackie Robinson card, a platinum chrome Tim Duncan rookie card, rookie cards of Akeem Olajuwon and Michael Jordan and a LeBron James rookie card set...Has thoughts of entering high school basketball or football coaching...First dunked a basketball as a seventh grader standing 6-feet tall...Member of the Fellowship of Christian Athletes since the sixth grade...Enjoys the music of Houston-based rappers Z-Ro and UGK and rhythm and blues performers Usher, Tyrese and Marques Houston...Born in Houston, Texas, on October 29, 1986.

## Career Highs

**PTS.** – 23, at Fresno State, Jan. 10, 2009  
**FG** – 10, vs. New Mexico State, Jan. 5, 2009  
**FGA** – 21, at Fresno State, Jan. 10, 2009  
**FT** – 8, at Nevada, Mar. 5, 2009  
**FTA** – 11, at Nevada, Mar. 5, 2009  
**REB** – 15, twice, last at New Mexico State, Mar. 6, 2008  
**A** – 6, twice, last at Fresno State, Jan. 10, 2009  
**BLK** – 4, at Idaho, Feb. 14, 2009  
**S** – 3, twice, last at Cal State Bakersfield, Jan. 12, 2009





### San Jose State University Statistics

SEASON	G/S	MIN	FG-FGA	Pct.	3FG-FGA	Pct.	FT-FTA	Pct.	REB	Avg.	A	Avg.	TO	PF-D	Blk	S	Pts.	Avg.
2008...SO	32/32	909	146-289	.505	0-2	.000	71-114	.623	69-150-219	6.8	68	2.1	56	111-4	19	17	363	11.3
2009...JR	28/28	864	134-268	.500	0-0	.000	69-106	.651	63-118-181	6.5	62	2.2	52	70-3	18	14	337	12.0
CAREER	60/60	1,773	280-557	.503	0-2	.000	140-220	.636	132-268-400	6.7	130	2.1	108	181-7	37	31	700	11.7

### Western Athletic Conference Statistics

2008...SO	16/16	439	78-143	.545	0-1	.000	41-62	.661	32-74-106	6.6	43	2.6	25	56-1	9	8	197	12.3
2009...JR	16/16	515	80-165	.485	0-0	.000	42-64	.656	41-77-118	7.4	40	2.5	26	43-1	12	4	202	12.6
CAREER	32/32	954	158-308	.513	0-1	.000	83-126	.659	73-151-224	7.0	83	2.6	51	98-2	21	12	399	12.5





# Player Profiles

**JERELLE  
WILSON**  
**52** G, 6-1, 200, SR, SQ  
San Francisco, Calif.  
Sociology Major



**AT SAN JOSE STATE:**  
In his fourth season at San Jose State...Made the team in 2006 as a walk-on prospect...Backcourt hopeful.

**2008-09:** Saw action in three games...Pulled down a season-high 2 rebounds in the William Jessup win (Dec. 28)...Season-high 3 points in the Cal Maritime victory (Nov. 19)...Had playing time in the Nebraska win (Nov. 16).



**2007-08:** Appeared in the New Mexico State home game (Feb. 2) as a reserve guard...Did not attempt a field goal nor collect a rebound...One eight Spartans who participated in San Jose State's first summer tour overseas...Played in all three games against United Kingdom squads and averaged 1.7 points per game...Toured the British Parliament while in England.

**2006-07:** Appeared in eight games, all in a reserve capacity...Saw action in seven non-conference contests and in the WAC opener at Louisiana Tech (Jan. 4)...scored his first basket of the season, a three-pointer, at Saint Mary's (Nov. 27)...Had a season-high 3 rebounds at Cal State Fullerton (Dec. 23)...Was credited with steals in the

Stanford (Nov. 14) and Long Beach State (Dec. 17) contests.

**SACRED HEART CATHEDRAL PREP:**  
Two-time letterwinner in basketball at Sacred Heart Cathedral Prep in San Francisco, Calif. (Coach John Perez)...Averaged 17 points per game and led his team in rebounding as a senior...Was a 2006 second-team All-West Catholic Athletic League selection...Named a first-team All-City selection by the *San Francisco Independent*... *San Francisco Chronicle* honorable mention All-Metro pick... Helped his team advance to the Division IV state championship game.



**JERELLE:** Sociology major...Spent his sophomore year at International High School in San Francisco and lettered in basketball...Enjoys building model cars - a hobby of his for the last seven years...Claims his top model is a Toyota Supra...would like to own an auto repair shop after he graduates from San Jose State...Lists Kobe Bryant as his favorite NBA player...Began playing basketball at age eight...Has worked at the Boys & Girls Club in San Francisco as a youth counselor... Born in San Francisco, Calif., on October 1, 1987.

## Career Highs

**PTS.** - 3, twice, last vs. Cal Maritime, Nov. 19, 2008  
**FG** - 1, twice, last vs. Cal Maritime, Nov. 19, 2008  
**FGA** - 2, at Stanford, Nov. 14, 2006  
**3FG** - 1, at Saint Mary's, Nov. 27, 2006  
**3FGA** - 1, twice, last at Saint Mary's, Nov. 27, 2006  
**FT** - 1, vs. Cal Maritime, Nov. 19, 2008  
**REB** - 3, at Cal State Fullerton, Dec. 23, 2006  
**S** - 1, twice, last vs. Long Beach State, Dec. 17, 2006



### San Jose State University Statistics

SEASON	G/S	MIN	FG-FGA	Pct.	3FG-FGA	Pct.	FT-FTA	Pct.	REB	Avg.	A	Avg.	TO	PF	Blk	S	Pts.	Avg.
2007...FR	8/0	21	1-3	.333	1-2	.500	0-2	.000	1-3-4	0.5	0	0.0	1	2-0	0	0	3	0.4
2008...SO	1/0	1	0-0	.000	0-0	.000	0-0	.000	0-0-0	0.0	0	0.0	0	1-0	0	0	0	0.0
2009...JR	3/0	5	1-1	1.000	0-0	.000	1-1	1.000	0-3-3	1.0	0	0.0	1	1-0	0	0	3	1.0
<b>CAREER</b>	<b>12/0</b>	<b>27</b>	<b>2-4</b>	<b>.500</b>	<b>1-2</b>	<b>.500</b>	<b>1-3</b>	<b>.333</b>	<b>1-6-7</b>	<b>0.6</b>	<b>0</b>	<b>0.0</b>	<b>2</b>	<b>4-0</b>	<b>0</b>	<b>0</b>	<b>6</b>	<b>0.5</b>

### Western Athletic Conference Statistics

2007...FR	1/0	4	0-0	.000	0-0	.000	0-0	.000	0-0-0	0.0	0	0.0	0	0-0	0	0	0	0.0
2008...SO	1/0	1	0-0	.000	0-0	.000	0-0	.000	0-0-0	0.0	0	0.0	0	1-0	0	0	0	0.0
2009...JR	0/0	0	0-0	.000	0-0	.000	0-0	.000	0-0-0	0.0	0	0.0	0	0-0	0	0	0	0.0
<b>CAREER</b>	<b>2/0</b>	<b>5</b>	<b>0-0</b>	<b>.000</b>	<b>0-0</b>	<b>.000</b>	<b>0-0</b>	<b>.000</b>	<b>0-0-0</b>	<b>0.0</b>	<b>0</b>	<b>0.0</b>	<b>0</b>	<b>1-0</b>	<b>0</b>	<b>0</b>	<b>0</b>	<b>0.0</b>



# Player Profiles

**44**

**JERRY CASEY**  
F, 6-8, 195, FR, HS  
San Luis Obispo,  
Calif.  
Justice Studies  
Major



**AT SAN JOSE STATE:** In his first season with the Spartans...Joined the team as a successful walk-on candidate in the Fall 2009 semester...A front court hopeful.

**HIGH SCHOOL:** Lettered in basketball, (Coach Terrance Harris), football and volleyball at Mission College Prep in San Luis Obispo, Calif.... Team averaged 23 wins a season in his four years on the varsity squad...Player who

improved every season...Two-time second-team All-Freelance League selection...Team and league leader in rebounding and blocked shots his junior and senior seasons...Averaged 13.0 points and 9.0 rebounds as a senior...Concluded his high school career playing in the Santa Maria, Calif., County All-Star Game and the San Luis Obispo One Dream All-Star Classic...Was a defensive end and long snapper for the football team...Received second-team All-East Sierra League football honors as a senior...A middle-blocker in volleyball.

**JERRY:** Plans to major in justice studies...Hopes to become a police officer...Lists Jerry Rice of the San Francisco 49ers as his favorite athlete...Names the 49ers as his favorite team...Enjoys the music of Rock!, Slipknot, Bleeding Through, Disturbed, As I Lay Dying and 5 FDP...One of his cousins is four-time San Jose State baseball letterwinner John Shaffer (2006-09)...The San Luis Obispo, Calif., native was born on December 12, 1989.

**35**

**ANTHONY DIXON**  
F, 6-5, 195, FR, HS  
Chciago, Ill.  
Business  
Management Major



**AT SAN JOSE STATE:** In his first season with the Spartans... Signed a National Letter-of-Intent during the 2008 fall signing period...Competing for playing time at a forward position...Youngest player on the 2009-10 team.

**HIGH SCHOOL:** Played four varsity seasons for Hyde Park Academy (Coach Donnie Kirksey) in Chicago, Ill....Key member of the 2009 team that made the school's first appear-

ance in a Chicago Public League championship game in 53 years...A two-time first-team All-Public League selection...Second-team All-City, honorable mention all-state selection by the *Champaign Gazette* and a McDonald's All-American nominee during his high school career...Concluded his high school career playing in the 2009 Chicago Public League and City vs. Suburban all-star games.

**ANTHONY:** Plans to major in business management...Cites his mom, Rose Walker, as his number-one inspiration in life...Credits her with getting him involved in basketball as a youngster...Also played for Statesboro (Ga.) and North Atlanta (Ga.) High Schools as a freshman and sophomore, respectively, before returning to Chicago...Wears the number 35 in recognition of Oklahoma City Thunder forward Kevin Durant...Says Ben Stiller, Martin Lawrence and Chris Tucker are his favorite actors...Enjoys listening to gospel, rap and rhythm & blues music...Would like to see a concert consisting of T.I., Jarvis Bough, Lil Wayne and Trey Songz...The Chicago native was born on July 20, 1991.

32

**JOE HENSON**  
C, 6-8, 245, FR, HS  
Pasadena, Calif.  
Business  
Administration  
Major



**AT SAN JOSE STATE:** In his first season with the Spartans...Signed a National Letter-of-Intent during the 2008 fall signing period...Competing for playing time at a post position.

**HIGH SCHOOL:** Played for Pasadena (Calif.) High (Coach Tim Tucker)...Team was 101-19 and won four Pacific League championships with a 51-1 record in his four seasons...Team reached the semifinal

round of the C.I.F. Division I Southern California state tournament his senior year and the second round of the C.I.F. playoffs his sophomore and junior seasons... Named his team's Most Valuable Player as a senior...Was a 2009 first-team All-Pacific League and *Pasadena Star News* first-team All-Area selection...Finished his high school career playing in the RioPac and Star News All-Star games in Azusa and Pasadena, Calif., respectively.

**JOE:** Plans to major in business administration...Contemplating a career as an athletic trainer...Did not begin playing basketball until his freshman year in high school...Was 6-foot-4 as a freshman and reached his present height of 6-foot-8 by his junior year...Favorite movies include "Troy" and "Men on Fire"...Lists Denzel Washington, Brad Pitt, Russell Crowe and the late Heath Ledger as his favorite actors...Enjoyed building model cars when he was younger...The Pasadena, Calif., native was born on February 8, 1991.

24

**CHRIS JONES**  
G/F, 6-4, 205,  
FR, HS  
Hayward, Calif.  
Major - Undeclared



**AT SAN JOSE STATE:** In his first season with the Spartans...Signed a National Letter-of-Intent during the 2009 spring period...Capable of playing a perimeter position.

**HIGH SCHOOL:**

Lettered four seasons at Newark (Calif.) Memorial High....Helped his team win 20 or more games his junior and senior seasons...Team did not lose a league game in his four seasons...Built a reputation

as an outstanding defensive player...Two-time CalHi Sports all-state selection...A 2008 third-team All-East Bay pick by the Contra Costa Times...Two-time San Francisco Chronicle honorable mention All-Metro selection... Averaged 14.4 points as a junior...The 2007 Mission Valley Athletic League Most Outstanding Player...A three-time all-league player.

**CHRIS:** Has not declared a major...Spent the 2008-09 year at Westwind Prep School in Phoenix, Ariz., and played on one of the school's two basketball teams...Dad, Horacio Jones, is a pastor for the Family Bible Fellowship Church in Newark, Calif....Chris personally enjoys readings from the Book of Psalms...Oldest brother, Tim Jones, was a forward on the 2007-08 Cal State East Bay basketball team...Lists Michael Jordan, LeBron James, Kobe Bryant and Dwayne Wade as his favorite NBA players...Likes movies of all kinds...Favorite movies include "Troy," "A Man Apart," and "John Q"...Enjoys the music of Trey Songz, Lil Wayne, Ludacris, Drake and Ginuwine...The native of Hayward, Calif., was born on May 27, 1989.



# Player Profiles

**AALIM MOOR**  
**10** G, 6-3, 183, FR, HS  
 Oakland, Calif.  
 Major -  
 Undeclared



**AT SAN JOSE STATE:** In his first season with the Spartans...Signed a National Letter-of-Intent during the November 2008 period...Backcourt prospect capable of playing either guard position.

**HIGH SCHOOL:** Lettered four seasons at Saint Mary's High (Coach Manny Nodar) in Berkeley, Calif....Helped his team win 113 games...Best season was in 2008 when Saint Mary's advanced to the 2008 Division IV state championship game...Team also advanced to the NorCal championship his sophomore and senior seasons...Named to the 2009 *CalHi Sports* Division IV all-state team...Two-time all-league guard...*San Francisco Chronicle* 2009 honorable mention All-Metro selection.

**AALIM:** Has not declared a major...Is the third member of his family with the name Aalim Moor...Aalim is "wise man of learning" in the Muslim translation...Interested in becoming a sports agent...Cousins and former high school teammates Will and Chris Brew are on the UC Santa Barbara men's basketball team...Has an uncle, William Brew, who played for Oregon State during the 1980 through 1983 seasons...Played AAU ball for the Bay Area Hoosiers...Likes to pattern his game after Jason Kidd and lists Kobe Bryant and Michael Jordan as two of his favorite players...Enjoys listening to the music of Drake, Lil Wayne, Jay Z and Kanye West...The native of Oakland, Calif., was born on May 11, 1991.



**MOSES OMOLADE**  
**21** F, 6-8, 200 JR, JC  
 Queens, N.Y.  
 Communications  
 Major




**AT SAN JOSE STATE:** In his first season with the Spartans... Signed a National Letter-of-Intent during the 2009 spring signing period...A front-court candidate who is only in his third season of organized basketball.

**COMMUNITY COLLEGE:** Played two seasons at Southwestern College (Coach John Cosentino)...Honorable mention all-state and first-team All-Pacific Coast Conference choice as a sophomore... Led all 2008-09 community college players in California with a 6.1 blocked shots per game average...Had a personal single-game best 13 blocked shots against Miramar College (2/18/09)...One of only 11 players to average a double-double in scoring and rebounding in 2008-09... Averaged 11.8 points and 11.2 rebounds a game in 2008-09...Fifth in the state in rebounding and collected at least 10 rebounds 16 times in 25 games...Had a 55.1 percent field goal percentage figure.... Improved significantly from his freshman to sophomore seasons...Averaged 3.7 blocks and 4.8 rebounds a game in 2007-08...Team captain in each of two playing seasons at Southwestern College.

**HIGH SCHOOL:** Graduated from August Martin High in Jamaica, New York...Played junior varsity soccer as a freshman in high school...Spent most of his after-school time his junior and senior years working as a restaurant busboy.

**MOSES:** Plans to major in communications...Hopes to pursue a career in sports broadcasting...Lived in Nigeria between the ages of 5-to-8...Did not start playing basketball until he was 6-foot-6 tall and 17 years old...Spent two years working in the retail industry before attending college...Dad, Isaak Omolade, is a pastor for the Celestial Church of Christ in Queens, N.Y....The native of Brooklyn, New York was born on March 12, 1986.





**2008-09  
Season  
In  
Review**



# 2008-09 Individual Statistics

Player	G/S	Min	FG-FGA	Pct.	3FG-3FGA	Pct.	FT-FTA	Pct.	REB	Avg.	PF-D	A	TO	Blk	S	Pts.	Avg.
Oliver	18/18	572	109-252	.433	17-65	.262	73-97	.753	10-31-41	2.3	42-1	39	66	9	13	308	17.1
WAC	12/12	395	73-170	.429	10-41	.244	55-73	.753	5-23-28	2.3	29-1	30	42	5	7	211	17.6
Webster	28/28	864	134-268	.500	0-0	.000	69-106	.651	63-118-181	6.5	70-3	62	52	18	14	337	12.0
WAC	16/16	515	80-165	.485	0-0	.000	42-64	.656	41-77-118	7.4	43-1	40	26	12	4	202	12.6
Pierce	27/25	732	111-281	.395	44-142	.310	48-84	.571	40-107-147	5.4	47-1	24	45	6	22	314	11.6
WAC	14/12	364	41-126	.325	16-59	.271	18-34	.529	22-45-67	4.8	22-1	12	20	2	8	116	8.3
Graham	30/30	1,017	95-203	.468	2-19	.105	56-84	.667	26-86-112	3.7	73-1	142	112	9	51	248	8.3
WAC	16/16	542	52-112	.464	1-12	.083	42-62	.677	17-40-57	3.6	43-1	66	51	3	20	147	9.2
Oakes	30/26	731	99-170	.582	0-0	.000	49-74	.662	84-143-227	7.6	81-4	31	48	40	14	247	8.2
WAC	16/14	388	54-89	.607	0-0	.000	23-35	.657	47-71-118	7.4	45-3	19	19	16	4	131	8.2
Owens	30/11	605	67-171	.392	47-123	.382	29-34	.853	12-31-43	1.4	30-0	20	25	5	10	210	7.0
WAC	16/7	357	46-112	.411	32-79	.405	14-16	.875	9-18-27	1.7	19-0	14	10	2	6	138	8.6
Wright	26/6	444	54-112	.482	0-7	.000	27-41	.659	25-35-60	2.3	34-1	21	20	1	22	135	5.2
WAC	12/1	130	16-30	.533	0-1	.000	6-10	.600	10-8-18	1.5	11-1	6	6	1	4	38	3.2
Peterson	26/1	342	23-55	.418	9-33	.273	23-26	.885	9-22-31	1.2	17-0	13	15	0	6	78	3.0
WAC	14/1	180	15-31	.484	7-19	.368	14-16	.875	8-13-21	1.5	11-0	7	6	0	4	51	3.6
Thomas	30/1	390	36-90	.400	0-0	.000	8-19	.421	38-58-96	3.2	43-0	14	25	0	8	80	2.7
WAC	16/0	198	19-43	.442	0-0	.000	6-9	.667	22-26-48	3.0	20-0	4	11	0	3	44	2.8
Williams	15/2	136	11-35	.314	3-19	.158	5-11	.455	6-5-11	0.7	11-0	5	9	0	6	30	2.0
WAC	9/1	73	5-16	.313	2-9	.222	3-8	.375	2-1-3	0.3	7-0	1	6	0	5	15	1.7
Caballero	13/0	78	5-15	.333	0-0	.000	8-10	.800	8-5-13	1.0	18-0	2	9	0	3	18	1.4
WAC	11/0	68	5-13	.385	0-0	.000	7-8	.875	6-3-9	0.8	18-0	1	8	0	2	17	1.5
Amberry	11/0	63	3-15	.200	0-1	.000	5-6	.833	1-7-8	0.7	8-0	1	2	2	1	11	1.0
WAC	2/0	4	0-0	.000	0-0	.000	0-0	.000	0-0-0	0.0	1-0	0	0	0	0	0	0.0
Ton	5/0	12	1-2	.500	0-0	.000	3-4	.750	2-1-3	0.6	5-0	0	3	0	2	5	1.0
WAC	2/0	5	0-0	.000	0-0	.000	2-2	1.000	0-0-0	0.0	3-0	0	1	0	1	2	1.0
Wilson	3/0	5	1-1	1.000	0-0	1.000	1-1	1.000	0-3-3	1.0	1-0	0	1	0	0	3	1.0
WAC	0/0	0	0-0	.000	0-0	.000	0-0	.000	0-0-0	0.0	0-0	0	0	0	0	0	0.0
Olivier	11/0	34	0-6	.000	0-4	.000	0-0	.000	0-1-1	0.1	4-0	6	2	0	1	0	0.0
WAC	3/0	6	0-0	.000	0-0	.000	0-0	.000	0-0-0	0.0	0-0	2	0	0	0	0	0.0
Team									54-53-107				7				
WAC									36-23-59								
SJSU	30	6025	749-1676	.447	122-413	.295	404-597	.677	378-706-1084	36.1	484-11	380	441	90	173	2024	67.5
WAC	16	3225	406-907	.448	68-220	.309	232-337	.688	225-348-573	35.8	272-8	202	211	41	68	1112	69.5
OPP	30	6025	752-1704	.441	189-544	.347	347-511	.679	332-640-972	32.4	537-8	416	389	124	208	2040	68.0
WAC	16	3225	431-893	.483	113-277	.408	204-300	.680	166-318-484	30.3	296-6	268	178	82	98	1179	73.7



# 2008-09 Results



RECORD:	OVERALL	HOME	AWAY	NEUTRAL
ALL GAMES	(13-17)	(7-7)	(5-10)	(1-0)
CONFERENCE	(6-10)	(3-5)	(3-5)	(0-0)
NON-CONFERENCE	(7-7)	(4-2)	(2-5)	(1-0)

Opponent (Date)	Score	W/L	Scoring	Rebounding
at South Dakota State (11-14-08)	70-62	W	Pierce 23	Oakes 13
at Nebraska (11-16-08)	46-63	L	Oakes 12	Oakes 10
CALIFORNI MARITIME (11-19-08)	79-37	W	Owens 19	Pierce 10
at Presbyterian (11-24-08)	46-47	L	Pierce 14	Thomas 8
SANTA CLARA (12-3-08)	56-59	L	Pierce 18	Oakes 10
at San Diego (12-8-08)	56-52	W	Pierce 23	Webster 7
%NO. COLORADO (12-20-08)	89-78	W	Pierce 27	Thomas 7
SAN FRANCISCO (12-22-08)	82-76	W	Oliver 31	Oakes 14
# at Saint Mary's (Calif.) (12-27-08)	78-87	L	Oliver 22	Oakes 7
# William Jessup (12-28-08)	82-61	W	Pierce 21	Webster 8
*LOUISIANA TECH (1-3-09)	61-66	L	Oliver 18	Pierce 8
				Pierce 10
				Oakes 17
				Webster 6
				Oakes 6
				Pierce 6
*NEW MEXICO STATE (1-5-09)	73-75	L	Webster 22	Pierce 10
*at Boise State (1-8-09)	64-84	L	Pierce 14	Oakes 8
*at Fresno State (1-10-09)	71-68	W-OT	Webster 23	Oakes 8
at Cal State Bakersfield (1-12-09)	55-61	L	Wright 23	Webster 11
*at Hawai'i (1-17-09)	73-61	W	Graham 19	Webster 9
*UTAH STATE (1-22-09)	58-62	L	Oakes 13	Webster 7
*FRESNO STATE (1-24-09)	85-79	W	Oliver 29	Oakes 11
*at New Mexico State (1-29-09)	81-89	L	Oliver 28	Webster 9
				Pierce 9
				Oakes 9
				Webster 9
*at Louisiana Tech (1-31-09)	53-51	W	Oliver 15	Thomas 5
				Pierce 5
				Webster 5
				Oakes 7
*BOISE STATE (2-7-09)	83-89	L	Oliver 37	Pierce 6
*NEVADA (2-12-09)	66-80	L	Owens 17	Webster 9
*at Idaho (2-14-09)	66-74	L	Pierce 14	Webster 9
UTAH VALLEY (2-17-09)	52-47	W	Pierce 14	Graham 6
UC RIVERSIDE (2-21-09)	52-53	L	Webster 15	Graham 7
*IDAHO (2-26-09)	72-64	W	Graham 17	Thomas 10
*HAWAII (2-28-09)	61-59	W	Oliver 20	Webster 8
*at Nevada (3-5-09)	66-89	L	Webster 22	Webster 8
*at Utah State (3-7-09)	77-89	L	Oliver 20	Webster 12
\$Nevada (3-12-09)	69-78	L	Wright 22	Oakes 11
				Oakes 7

% - Home game played at the San Jose Civic Auditorium  
 # - Shamrock Office Solutions Classic (Moraga, Calif.)  
 \* - Western Athletic Conference game  
 \$ - Western Athletic Conference Tournament contest



Center Chris Oakes was second in the Western Athletic Conference in rebounding.



C.J. Webster was second on the Spartans in scoring and number of rebounds last season.



# 2008-09 Points-Rebounds-Assists

Opponent	Date	Score	W/L	Pierce	Oliver	Wright	Graham	Amberry	Olivier	Thomas	Webster	Owens
at South Dakota St.	11/14/08	70-62	W	23-3-1	DNP	5-5-1	11-3-2	2-0-0	0-0-0	6-6-3	7-3-1	0-0-0
at Nebraska	11/16/08	46-63	L	11-10-1	DNP	7-1-1	0-5-4	0-1-0	0-0-0	0-5-0	DNP	8-1-0
CALIF. MARITIME	11/19/08	79-37	W	14-4-1	DNP	10-3-1	6-3-7	2-2-1	0-0-2	2-8-3	DNP	19-4-4
at Presbyterian	11/24/08	46-47	L	14-7-1	DNP	7-8-0	6-8-1	0-0-0	0-0-0	0-1-1	11-5-4	2-1-0
SANTA CLARA	12/03/08	56-59	L	18-6-1	DNP	8-2-0	13-2-4	0-0-0	0-1-1	4-7-0	7-7-2	3-0-0
at San Diego	12/08/08	56-52	W	23-5-0	DNP	2-2-1	6-4-6	3-1-0	0-0-1	0-0-0	6-3-2	0-0-1
NO. COLORADO	12/20/08	89-78	W	26-1-2	27-2-2	8-1-2	5-2-13	DNP	DNP	2-2-1	8-3-1	5-1-1
SAN FRANCISCO	12/22/08	82-76	W	16-8-2	31-3-3	4-4-5	6-1-6	2-0-0	DNP	0-0-0	20-8-2	0-0-0
at Saint Mary's	12/27/08	78-87	L	10-10-1	22-2-2	4-5-0	6-1-6	0-1-0	DNP	4-4-0	15-5-1	0-0-0
vs William Jessup	12/28/08	82-61	W	21-15-1	0-2-1	3-2-0	8-4-7	2-3-0	DNP	2-3-0	15-10-2	10-1-0
LOUISIANA TECH	1/3/09	61-66	L	10-6-1	18-3-2	0-1-0	7-4-6	0-0-0	DNP	2-4-2	17-6-3	0-1-0
NEW MEXICO ST.	1/5/09	73-75	L	7-10-0	15-1-3	2-0-0	12-4-7	DNP	DNP	0-4-0	22-9-3	7-0-0
at Boise State	1/8/09	64-84	L	14-3-0	4-2-0	2-1-0	12-4-4	DNP	DNP	5-7-0	8-4-0	5-1-1
at Fresno State	1/10/09	71-68	W-OT	DNP	DNP	2-1-0	11-5-8	DNP	0-0-1	0-1-0	23-11-6	13-4-0
at CSU Bakersfield	1/12/09	55-61	L	DNP	DNP	17-4-0	11-6-3	DNP	0-0-0	0-1-0	10-9-4	12-3-0
at Hawai'i	1/17/09	73-61	W	13-5-1	DNP	9-3-0	19-2-3	0-0-0	DNP	0-0-0	9-7-3	13-1-0
UTAH STATE	1/22/09	58-62	L	6-4-0	8-3-2	4-0-1	11-4-4	DNP	DNP	0-2-0	10-8-4	6-0-1
FRESNO STATE	1/24/09	85-79	W	10-8-1	29-3-5	DNP	8-3-2	DNP	DNP	0-1-0	8-9-4	17-1-2
at New Mexico St.	1/29/09	81-89	L	15-9-1	28-3-5	DNP	0-0-1	DNP	DNP	2-3-0	7-9-0	11-4-1
at Louisiana Tech	1/31/09	53-51	W	6-5-0	15-1-1	0-1-0	7-2-3	DNP	DNP	2-5-0	8-5-2	0-0-2
BOISE STATE	2/7/09	83-89	L	7-4-2	37-2-3	0-1-0	9-6-5	DNP	DNP	0-1-1	10-4-4	4-2-0
NEVADA	2/12/09	68-80	L	7-6-2	DNP	5-3-2	6-2-3	DNP	0-0-0	2-2-0	15-4-0	17-2-2
at Idaho	2/14/09	66-74	L	14-3-2	DNP	DNP	6-5-6	DNP	0-0-1	0-1-0	13-9-3	13-3-0
UTAH VALLEY	2/17/09	52-47	W	14-3-0	DNP	0-1-0	13-6-6	DNP	0-0-0	6-4-0	7-2-1	2-2-0
UC RIVERSIDE	2/21/09	52-53	L	3-3-1	5-1-1	0-0-2	8-7-7	DNP	DNP	6-4-2	15-5-0	11-1-0
IDAHO	2/26/09	72-64	W	DNP	14-5-3	DNP	17-5-6	DNP	DNP	10-10-0	12-8-2	11-4-0
HAWAII	2/28/09	61-59	W	7-3-1	20-1-3	2-4-1	5-3-3	DNP	DNP	8-0-1	12-8-1	3-3-1
at Nevada	3/5/09	66-89	L	0-0-1	3-4-1	2-3-0	12-2-1	DNP	DNP	8-2-0	22-12-2	0-1-1
at Utah State	3/7/09	77-89	L	0-1-0	20-0-2	10-0-2	5-6-4	DNP	DNP	5-5-0	6-5-3	18-0-3
at Nevada	3/12/09	69-78	L	5-5-0	12-3-0	22-4-2	2-3-4	DNP	DNP	4-3-0	14-3-2	0-2-0

Opponent	Date	Score	W/L	Oakes	Williams	Peterson	Caballero	Ton	Wilson
at South Dakota St.	11/14/08	70-62	W	12-13-1	DNP	4-1-0	DNP	DNP	DNP
at Nebraska	11/16/08	46-63	L	12-10-2	DNP	8-2-0	DNP	0-0-0	0-0-0
CALIF. MARITIME	11/19/08	79-37	W	11-6-1	5-1-0	5-1-1	DNP	2-2-0	3-1-0
at Presbyterian	11/24/08	46-47	L	6-10-0	DNP	0-0-0	DNP	DNP	DNP
SANTA CLARA	12/03/08	56-59	L	2-6-0	DNP	1-0-0	DNP	DNP	DNP
at San Diego	12/08/08	56-52	W	16-14-2	0-0-0	0-0-0	DNP	DNP	DNP
NO. COLORADO	12/20/08	89-78	W	8-7-1	DNP	DNP	DNP	DNP	DNP
SAN FRANCISCO	12/22/08	82-76	W	3-4-0	DNP	0-1-0	DNP	DNP	DNP
at Saint Mary's	12/27/08	78-87	L	12-6-2	DNP	5-0-0	DNP	DNP	DNP
vs William Jessup	12/28/08	82-61	W	18-17-1	0-1-1	2-2-5	DNP	1-1-0	0-2-0
LOUISIANA TECH	1/3/09	61-66	L	4-6-5	DNP	3-1-0	DNP	DNP	DNP
NEW MEXICO ST.	1/5/09	73-75	L	8-9-0	DNP	0-0-0	DNP	DNP	DNP
at Boise State	1/8/09	64-84	L	6-8-1	4-0-0	0-1-2	4-3-0	0-0-0	DNP
at Fresno State	1/10/09	71-68	W-OT	14-10-1	4-1-0	2-6-2	2-1-0	DNP	DNP
at CSU Bakersfield	1/12/09	55-61	L	2-1-0	1-1-0	2-1-0	0-4-0	DNP	DNP
at Hawai'i	1/17/09	73-61	W	0-4-0	DNP	10-1-1	0-0-0	DNP	DNP
UTAH STATE	1/22/09	58-62	L	13-11-2	DNP	DNP	0-1-0	DNP	DNP
FRESNO STATE	1/24/09	85-79	W	11-8-3	DNP	2-4-0	0-2-1	DNP	DNP
at New Mexico St.	1/29/09	81-89	L	4-9-1	0-0-0	8-2-0	6-1-0	DNP	DNP
at Louisiana Tech	1/31/09	53-51	W	7-3-1	DNP	8-2-0	0-0-0	DNP	DNP
BOISE STATE	2/7/09	83-89	L	13-7-1	0-0-0	0-0-0	3-1-0	DNP	DNP
NEVADA	2/12/09	68-80	L	9-3-0	7-1-0	0-1-0	DNP	DNP	DNP
at Idaho	2/14/09	66-74	L	11-7-2	0-0-1	9-2-0	DNP	DNP	DNP
UTAH VALLEY	2/17/09	52-47	W	1-4-0	9-3-3	0-1-0	DNP	DNP	DNP
UC RIVERSIDE	2/21/09	52-53	L	4-4-0	0-2-0	0-1-0	DNP	DNP	DNP
IDAHO	2/26/09	72-64	W	6-8-1	0-0-0	2-0-2	DNP	DNP	DNP
HAWAII	2/28/09	61-59	W	4-7-0	0-0-0	0-0-0	0-0-0	DNP	DNP
at Nevada	3/5/09	66-89	L	8-7-0	0-1-0	7-1-0	2-0-0	2-0-0	DNP
at Utah State	3/7/09	77-89	L	13-11-1	DNP	DNP	0-0-0	DNP	DNP
at Nevada	3/12/09	69-78	L	9-7-2	DNP	DNP	1-0-1	DNP	DNP

"Double-Doubles"	
Chris Oakes	7
C.J. Webster	3
Tim Pierce	3
DeVonte Thomas	1
20-plus point games	
Adrian Oliver	8
C.J. Webster	4
Tim Pierce	3
DaShawn Wright	1
Double-figure scoring games	
C.J. Webster	17
Tim Pierce	17
Adrian Oliver	13
Robert Owens	12
Chris Oakes	12
Justin Graham	11
DaShawn Wright	4
DeVonte Thomas	1
Mac Peterson	1
10-plus rebound games	
Chris Oakes	8
Tim Pierce	4
C.J. Webster	3
DeVonte Thomas	1
10-plus assists games	
Justin Graham	1



## **Those who are great don't have an offseason.**

**Greatness is achieved through hours in the  
weight room and on the court.**

**Greatness is never settling for the status quo  
and going beyond what is expected of you.**

**Greatness is the new standard of excellence we have set  
for our schools, for our student-athletes, and for ourselves.**

## **Be Great. Play Up.**

**WESTERN ATHLETIC CONFERENCE BASKETBALL**

**BOISE STATE • FRESNO STATE • HAWAII • IDAHO • LOUISIANA TECH  
NEVADA • NEW MEXICO STATE • SAN JOSE STATE • UTAH STATE**





# Western Athletic Conference

In its 48th year, the Western Athletic Conference continues to evolve and features some of the nation's best intercollegiate competition. One thing that remains unchanged is the persistent nature of the nine schools in the WAC to advance their programs to contend at the top levels of the NCAA.

The WAC provides its student-athletes the chance to travel to scenic destinations and gain exposure in some of the nation's most diverse markets. In addition, the WAC's student-athletes work to achieve the highest levels of success with the academic support of their respective institutions.

The WAC has experienced tremendous success. Since 2001, the WAC has sent 27 teams to bowl games. Hawai'i, in 2008, earning a Sugar Bowl bid followed Boise State's unforgettable 2007 Fiesta Bowl victory as WAC representatives in BCS games.

The WAC has sent at least two teams to the NCAA Men's Basketball Tournament in 24 of the past 27 seasons. Every current WAC school has competed in the NCAA Tournament since 1990. In baseball, the WAC boasts two national champions in the past six years.

In 2001, the WAC partnered with ESPN for coverage of football and basketball. An extension was signed in 2008 that guarantees over 300 regular season WAC contests and 45 championship events will be aired on the ESPN networks through 2017. The WAC officially added WAC.tv in 2006 to give fans streaming internet access to many of its postseason championships.

The WAC is the sixth oldest among the nation's 11 Division I-A conferences. Its history traces back to July 27, 1962, when the original six-team league of Arizona, Arizona State, Brigham Young, New Mexico, Utah and Wyoming began competition.



Karl Benson  
WAC Commissioner



The first championship was held in November 1962, when Arizona won in men's cross country and New Mexico followed with the first WAC football title. Arizona State claimed the league's first NCAA title when the Sun Devils won the College World Series. Fresno State was the last WAC school to earn an NCAA team title when it won the College World Series in 2008.

Since 1962, changes have occurred. UTEP and Colorado State became members in September 1967. Arizona and Arizona State withdrew on June 30, 1978. The WAC then added San Diego State (1978), Hawai'i (1979) and Air Force (1980). Before 1990, the WAC sponsored championships only in men's sports. However, a merger with the High Country Athletic Conference formed a single conference under one administrative structure, and the 1990-91 athletic year was the first in which both men and women competed under the WAC name.

Fresno State was added in 1992, and then in 1996, the women's programs from Air Force and Hawai'i along with six new schools (UNLV, Rice, San Jose State, SMU, TCU and Tulsa) came into the WAC. Air Force, Brigham Young, Colorado State, UNLV, New Mexico, San Diego State, Utah and Wyoming withdrew on June 30, 1999. Nevada (2000), Boise State (2001) and Louisiana Tech (2001) were added. TCU withdrew following the 2000-01 season. The current membership was established on July 1, 2005, when Idaho, New Mexico State and Utah State joined the WAC after Rice, SMU, UTEP and Tulsa withdrew.

Presently, the WAC crowns team and individual champions in 19 sports – eight men's and 11 women's. For the men, there are championships in baseball, basketball, cross country, football, golf, tennis, indoor track and field and outdoor track and field. Championships for women are held in basketball, cross country, golf, gymnastics, soccer, softball, swimming and diving, tennis, indoor track and field, outdoor track and field and volleyball.

In the 2008-09 academic year, San Jose State won WAC championships in baseball and women's golf.

## 2010 WAC Tournament

March 11-13

Lawlor Events Center,  
Reno, Nev.

### Thursday, March 11 – Quarterfinal Round

Game #2 – 12:00 p.m. (PST) (ESPNU)

Game #3 – 2:30 p.m. (PST) (ESPNU)

Game #4 – 6:00 p.m. (PST)

Game #5 – 8:30 p.m. (PST)

### Friday, March 12 – Semifinal Round

Game #6 – 6:00 p.m. (PST)

Game #7 – 8:30 p.m. (PST)

### Saturday, March 13 – Championship

Game #8 – 7:00 p.m. (PST) (ESPN2)

## WAC vs. Non-Conference Opponents

	08-09	07-08		08-09	07-08
America East	----	1-0	MAC	----	0-1
ACC	0-1	0-2	MAAC	0-1	0-1
Atlantic Sun	1-0	0-1	MEAC	2-1	2-0
Atlantic 10	1-1	0-1	Missouri Valley	2-1	1-2
Big East	0-1	0-4	Mountain West	6-8	3-7
Big Sky	14-4	6-4	Ohio Valley	1-0	1-1
Big South	0-1	1-0	Pacific-10	1-6	0-6
Big Ten	0-2	1-2	SEC	----	0-3
Big 12	1-2	0-2	Southern	0-2	1-0
Big West	12-6	5-9	Southland	0-1	2-2
Colonial	1-0	----	SWAC	6-0	5-1
Conference USA	1-2	1-5	Summit	5-0	6-3
Horizon	----	----	Sun Belt	2-2	2-4
Independents	10-1	11-1	West Coast	6-10	7-7
Ivy League	----	----	Non-Division I	6-2	6-0
			<b>Totals</b>	<b>78-55</b>	<b>62-69</b>

# 2008-09 WAC Standings



	Conference					Overall						
	W	L	Pct.	Home	Road	W	L	Pct.	Home	Road	Neutral	
Utah State	14	2	.875	8-0	6-2	30	5	.857	17-0	11-3	2-2	
Nevada	11	5	.688	5-3	6-2	21	13	.618	13-8	8-5	0-0	
Boise State	9	7	.563	6-2	3-5	19	13	.594	13-3	6-9	0-1	
Idaho	9	7	.563	6-2	3-5	17	16	.515	13-3	4-12	0-1	
New Mexico State	9	7	.563	5-3	4-4	17	15	.531	12-4	4-10	1-1	
<b>San Jose State</b>	<b>6</b>	<b>10</b>	<b>.375</b>	<b>3-5</b>	<b>3-5</b>	<b>13</b>	<b>17</b>	<b>.433</b>	<b>7-7</b>	<b>5-10</b>	<b>1-0</b>	
Louisiana Tech	6	10	.375	4-4	2-6	15	18	.455	9-4	5-12	1-2	
Hawai'i	5	11	.312	3-5	2-6	13	17	.433	11-9	2-7	0-1	
Fresno State	3	13	.188	3-5	0-8	13	21	.382	9-8	3-10	1-3	

## 2009 WESTERN ATHLETIC CONFERENCE POST SEASON RESULTS

Opening Round				Championship Game				
Fresno State	62	Hawai'i	58	Utah State	72	Nevada	62	
Quarterfinal Round				NCAA TOURNAMENT				
New Mexico State	80	Boise State	70	First Round	Marquette	58	Utah State	57
Utah State	85	Fresno State	68	<b>COLLEGE BASKETBALL INVITATIONAL</b>				
Nevada	78	San Jose State	69	First Round	Stanford	96	Boise State	76
Louisiana Tech	70	Idaho	62	First Round	UTEP	79	Nevada	77
Semifinal Round				<b>COLLEGEINSIDER.COM TOURNAMENT</b>				
Utah State	71	New Mexico State	70	First Round	Pacific	69	Idaho	59
Nevada	77	Louisiana Tech	68					

## SPARTANS IN CONFERENCE TOURNAMENT ACTION



*Sid Williams was the 1981 Pacific Coast Athletic Association Tournament's Most Valuable Player.*

2009	Western Athletic Conference	Quarterfinal round
2008	Western Athletic Conference	Quarterfinal round
2007	Western Athletic Conference	Opening round
2006	Western Athletic Conference	Quarterfinal round
2005	Western Athletic Conference	Opening round
2004	Western Athletic Conference	Opening round
2003	Western Athletic Conference	Opening round
2002	Western Athletic Conference	Quarterfinal round
2001	Western Athletic Conference	Opening round
2000	Western Athletic Conference	Quarterfinal round
1999	Western Athletic Conference	Opening round
1997	Western Athletic Conference	Opening round
1996	<b>Big West Conference</b>	<b>TOURNAMENT CHAMPION</b>
1995	Big West Conference	Opening round
1994	Big West Conference	Quarterfinal round
1990	Big West Conference	Opening round
1989	Big West Conference	Opening round
1988	Pacific Coast Athletic Association	Quarterfinal round
1987	Pacific Coast Athletic Association	Championship game
1986	Pacific Coast Athletic Association	Quarterfinal round
1985	Pacific Coast Athletic Association	Semifinal round
1984	Pacific Coast Athletic Association	Quarterfinal round
1983	Pacific Coast Athletic Association	Semifinal round
1982	Pacific Coast Athletic Association	Quarterfinal round
1981	Pacific Coast Athletic Association	Championship game
1980	<b>Pacific Coast Athletic Association</b>	<b>TOURNAMENT CHAMPION</b>
1979	Pacific Coast Athletic Association	Quarterfinal round
1978	Pacific Coast Athletic Association	Quarterfinal round
1977	Pacific Coast Athletic Association	Championship game
1976	Pacific Coast Athletic Association	Semifinal round



# 2008-09 WAC Team Statistics

## SCORING OFFENSE

# Team	G	W-L	Pts.	Ppg.
1. NMSU	32	17-15	2443	76.3
2. Boise St.	32	19-13	2329	72.8
3. Utah St.	35	30-5	2534	72.4
4. Nevada	34	21-13	2400	70.6
5. Fresno St.	34	13-21	2299	67.6
<b>6. SJSU</b>	<b>30</b>	<b>13-17</b>	<b>2024</b>	<b>67.5</b>
7. Idaho	33	17-16	2176	65.9
8. Hawaii	30	13-17	1921	64.0
9. La. Tech	33	15-18	2088	63.3

## FIELD GOAL PCT DEFENSE

# Team	G	FG	FGA	Pct
1. Utah St.	35	778	1859	.419
2. Nevada	34	781	1864	.419
3. La. Tech	33	740	1728	.428
4. Hawaii	30	679	1574	.431
5. NMSU	32	840	1941	.433
6. Idaho	33	753	1735	.434
7. Fresno St.	34	872	1986	.439
8. Boise St.	32	837	1901	.440
<b>9. SJSU</b>	<b>30</b>	<b>752</b>	<b>1704</b>	<b>.441</b>

## BLOCKED SHOTS

# Team	G	Blk	Bpg.
1. Nevada	34	163	4.79
2. Fresno St.	34	161	4.74
3. NMSU	32	122	3.81
4. Hawaii	30	114	3.80
5. Boise St.	32	117	3.66
6. Idaho	33	113	3.42
7. La. Tech	33	108	3.27
<b>8. SJSU</b>	<b>30</b>	<b>90</b>	<b>3.00</b>
9. Utah St.	35	88	2.51

## SCORING DEFENSE

# Team	G	Pts.	Ppg.
1. Utah St.	35	2169	62.0
2. La. Tech	33	2083	63.1
3. Hawaii	30	1956	65.2
4. Idaho	33	2167	65.7
5. Nevada	34	2249	66.1
<b>6. SJSU</b>	<b>30</b>	<b>2040</b>	<b>68.0</b>
7. Fresno St.	34	2372	69.8
8. Boise St.	32	2315	72.3
9. NMSU	32	2380	74.4

## 3-POINT FG MADE

# Team	G	3FG	Avg.
1. Fresno St.	34	244	7.18
2. NMSU	32	222	6.94
3. Utah St.	35	222	6.34
4. Boise St.	32	200	6.25
5. Idaho	33	193	5.85
6. La. Tech	33	182	5.52
7. Nevada	34	165	4.85
<b>8. SJSU</b>	<b>30</b>	<b>122</b>	<b>4.07</b>
9. Hawaii	30	106	3.53

## ASSISTS

# Team	G	A	App.
1. Utah St.	35	566	16.17
2. Boise St.	32	510	15.94
3. NMSU	32	457	14.28
4. Fresno St.	34	482	14.18
5. Idaho	33	443	13.42
6. Hawaii	30	388	12.93
<b>7. SJSU</b>	<b>30</b>	<b>380</b>	<b>12.67</b>
8. Nevada	34	407	11.97
9. La. Tech	33	346	10.48

## SCORING MARGIN

# Team	G	OFF	DEF	+/-
1. Utah St.	35	72.4	62.0	+10.4
2. Nevada	34	70.6	66.1	+4.4
3. NMSU	32	76.3	74.4	+2.0
4. Boise St.	32	72.8	72.3	+0.4
5. Idaho	33	65.9	65.7	+0.3
6. La. Tech	33	63.3	63.1	+0.2
<b>7. SJSU</b>	<b>30</b>	<b>67.5</b>	<b>68.0</b>	<b>-0.5</b>
8. Hawaii	30	64.0	65.2	-1.2
9. Fresno St.	34	67.6	69.8	-2.1

## 3-POINT FG PCT.

# Team	G	FG	FGA	Pct.
1. NMSU	32	222	555	.400
2. Utah St.	35	222	563	.394
3. La. Tech	33	182	491	.371
4. Idaho	33	193	534	.361
5. Fresno St.	34	244	701	.348
6. Boise St.	32	200	584	.342
7. Nevada	34	165	540	.306
<b>8. SJSU</b>	<b>30</b>	<b>122</b>	<b>413</b>	<b>.295</b>
9. Hawaii	30	106	374	.283

## STEALS

# Team	G	S	Spg.
1. NMSU	32	231	7.22
2. Nevada	34	227	6.68
3. Fresno St.	34	223	6.56
4. Idaho	33	213	6.45
5. Boise St.	32	200	6.25
<b>6. SJSU</b>	<b>30</b>	<b>173</b>	<b>5.77</b>
7. Hawaii	30	172	5.73
8. La. Tech	33	181	5.48
9. Utah St.	35	168	4.80

## FREE THROW PCT

# Team	G	FTM	FTA	Pct
1. Nevada	34	583	781	.746
2. Utah St.	35	514	695	.740
3. Hawaii	30	497	696	.714
4. NMSU	32	491	700	.701
5. Boise St.	32	379	544	.697
<b>6. SJSU</b>	<b>30</b>	<b>404</b>	<b>597</b>	<b>.677</b>
7. Fresno St.	34	449	669	.671
8. La. Tech	33	466	704	.662
9. Idaho	33	449	685	.655

## 3-POINT FG PCT DEFENSE

# Team	G	FG	FGA	Pct
1. La. Tech	33	204	621	.329
2. Fresno St.	34	198	600	.330
3. NMSU	32	216	640	.338
4. Boise St.	32	188	546	.344
<b>5. SJSU</b>	<b>30</b>	<b>189</b>	<b>544</b>	<b>.347</b>
6. Hawaii	30	159	455	.349
7. Idaho	33	217	619	.351
8. Nevada	34	179	503	.356
9. Utah St.	35	202	556	.363

## TURNOVER MARGIN

# Team	G	TEAM	OPP	+/-
1. Nevada	34	11.9	13.6	+1.68
2. NMSU	32	13.4	14.6	+1.25
3. Idaho	33	12.3	13.5	+1.24
4. Utah St.	35	11.2	10.5	-0.69
5. Fresno St.	34	14.4	13.5	-0.91
6. La. Tech	33	15.3	13.7	-1.55
<b>7. SJSU</b>	<b>30</b>	<b>14.7</b>	<b>13.0</b>	<b>-1.70</b>
8. Hawaii	30	15.9	14.1	-1.80
9. Boise St.	32	14.9	13.1	-1.81

## FIELD GOAL PERCENTAGES

# Team	G	FG	FGA	Pct
1. Utah St.	35	899	1813	.496
2. Boise St.	32	875	1849	.473
3. NMSU	32	865	1859	.465
4. Idaho	33	767	1673	.458
<b>5. SJSU</b>	<b>30</b>	<b>749</b>	<b>1676</b>	<b>.447</b>
6. Fresno St.	34	803	1832	.438
7. La. Tech	33	720	1653	.436
8. Nevada	34	826	1934	.427
9. Hawaii	30	659	1554	.424

## REBOUNDING MARGIN

# Team	G	TEAM	OPP	+/-
1. Utah St.	35	34.3	27.7	+6.7
2. Hawaii	30	34.7	30.4	+4.2
<b>3. SJSU</b>	<b>30</b>	<b>36.1</b>	<b>32.4</b>	<b>+3.7</b>
4. La. Tech	33	33.5	31.7	+1.8
5. Nevada	34	36.5	35.1	+1.4
6. Boise St.	32	34.3	34.9	-0.7
7. Fresno St.	34	33.4	36.0	-2.6
8. NMSU	32	34.6	37.7	-3.1
9. Idaho	33	30.4	33.9	-3.5

## ASSIST/TURNOVER RATIO

# Team	G	A	TO	Ratio
1. Utah St.	35	566	393	1.44
2. Idaho	33	443	406	1.09
3. Boise St.	32	510	476	1.07
4. NMSU	32	457	428	1.07
5. Nevada	34	407	406	1.00
6. Fresno St.	34	482	491	0.98
<b>7. SJSU</b>	<b>30</b>	<b>380</b>	<b>441</b>	<b>0.86</b>
8. Hawaii	30	388	477	0.81
9. La. Tech	33	346	504	0.69

# 2008-09 WAC Individual Statistics



## SCORING

##	Player-Team	G	FG	3FG	FT	Pts.	Ppg.
1.	Young, Jahmar-NMS	32	182	69	140	573	17.9
2.	Wilkinson, Gary-USU	35	213	6	166	598	17.1
3.	Babbitt, Luke-NEV	34	194	33	152	573	16.9
4.	Flemings, Rod-UH	30	166	22	144	498	16.6
5.	Hopson, Mac-UI	33	183	46	128	540	16.4
6.	Gibson, Kyle-LTU	32	154	76	132	516	16.1
7.	Johnson, Armon-NEV	34	193	25	116	527	15.5
8.	Seay, Sylvester-FS	34	177	50	117	521	15.3
9.	George, Paul-FS	34	166	63	92	487	14.3
10.	Gibson, Jonathan-NMS	31	149	65	75	438	14.1

## FREE THROW PCT (Min. 2.0 made per game)

##	Player-Team	G	FTM	FTA	Pct
1.	Babbitt, Luke-NEV	34	152	176	.864
2.	Wilkinson, Gary-USU	35	166	201	.826
3.	Young, Jahmar-NMSU	32	140	170	.824
4.	Parghalava, Lasha-UH	25	50	61	.820
5.	Johnson, Armon-NEV	34	116	147	.789
6.	Gillenwater, Troy-NMSU	30	94	122	.770
7.	Quayle, Jared-USU	35	94	123	.764
8.	Amis, Bill-UH	29	73	98	.745
9.	Nitoto, Kareem-UH	30	61	83	.735
10.	Gibson, Kyle-LTU	32	132	180	.733

## REBOUNDING

##	Player-Team	G	OFF	DEF	Total	Rpg.
1.	McKines, Wendell-NMSU	32	112	207	319	10.0
2.	<b>Oakes, Chris-SJSU</b>	<b>30</b>	<b>84</b>	<b>143</b>	<b>227</b>	<b>7.6</b>
3.	Babbitt, Luke-NEV	34	63	188	251	7.4
4.	Rolle, Magnum-LTU	30	79	136	215	7.2
5.	Sanchez, Mark-BSU	32	65	164	229	7.2
6.	Wilkinson, Gary-USU	35	59	179	238	6.8
7.	Amis, Bill-UH	29	51	137	188	6.5
8.	<b>Webster, C.J.-SJSU</b>	<b>28</b>	<b>63</b>	<b>118</b>	<b>181</b>	<b>6.5</b>
9.	George, Paul-FS	34	63	149	212	6.2
	Cooke, Malik-NEV	34	95	117	212	6.2

## STEALS

##	Player-Team	G	Total	Spg.
1.	Cooke, Malik-NEV	34	62	1.82
2.	George, Paul-FS	34	59	1.74
3.	<b>Graham, Justin-SJSU</b>	<b>30</b>	<b>51</b>	<b>1.70</b>
4.	Hopson, Mac-UI	33	55	1.67
5.	Guyton, Jamel-LTU	32	47	1.47
6.	Quayle, Jared-USU	35	50	1.43
7.	Gibson, Jonathan-NMSU	31	44	1.42
8.	Laroche, Hernst-NMSU	32	44	1.38
	Young, Jahmar-NMSU	32	44	1.38
10.	Burleson, Lyndale-NEV	34	46	1.35

## FIELD GOAL PCT (Min. 3.0 made per game)

##	Player-Team	G	FG	FGA	Pct.
1.	Cunningham, Kurt-BSU	32	134	199	.673
2.	Wesley, Tai-USU	35	158	267	.592
3.	<b>Oakes, Chris-SJSU</b>	<b>30</b>	<b>99</b>	<b>170</b>	<b>.582</b>
4.	Wilkinson, Gary-USU	35	213	367	.580
5.	Wiley, Brandon-UI	33	115	203	.567
6.	Jefferson, Marvin-UI	32	117	216	.542
7.	Cooke, Malik-NEV	34	116	218	.532
8.	Rolle, Magnum-LTU	30	140	264	.530
9.	Okoye, Ike-BSU	32	117	221	.529
10.	Sanchez, Mark-BSU	32	162	313	.518

## BLOCKED SHOTS

##	Player-Team	G	Total	Bpg.
1.	Hunt, Dario-NEV	34	67	1.97
2.	Okoye, Ike-BSU	32	60	1.88
3.	Jefferson, Marvin-UI	32	58	1.81
4.	Rolle, Magnum-LTU	30	52	1.73
5.	Seay, Sylvester-FS	34	58	1.71
6.	Amis, Bill-UH	29	41	1.41
7.	Rahman, Hamidu-NMSU	32	44	1.38
8.	<b>Oakes, Chris-SJSU</b>	<b>30</b>	<b>40</b>	<b>1.33</b>
9.	Gillenwater, Troy-NMSU	30	39	1.30
10.	George, Paul-FS	34	34	1.00

## ASSISTS

##	Player-Team	G	Total	Appg.
1.	Hopson, Mac-UI	33	194	5.88
2.	<b>Graham, Justin-SJSU</b>	<b>30</b>	<b>142</b>	<b>4.73</b>
3.	Thomas, Anthony-BSU	32	151	4.72
4.	Laroche, Hernst-NMSU	32	139	4.34
5.	Johnson, Armon-NEV	34	145	4.26
6.	Quayle, Jared-USU	35	131	3.74
7.	Nitoto, Kareem-UH	30	103	3.43
8.	Young, Jahmar-NMSU	32	104	3.25
9.	Cartwright, Bryce-FS	34	109	3.21
10.	Newbold, Tyler-USU	35	111	3.17

## ASSIST/TURNOVER RATIO (Min. 3.0 assists/game)

##	Player-Team	G	A	Avg	TO	Avg Ratio
1.	Newbold, Tyler-USU	35	111	3.2	28	0.8 3.96
2.	Laroche, Hernst-NMSU	32	139	4.3	56	1.8 2.48
3.	Quayle, Jared-USU	35	131	3.7	64	1.8 2.05
4.	Hopson, Mac-UI	33	194	5.9	96	2.9 2.02
5.	Johnson, Armon-NEV	34	145	4.3	84	2.5 1.73
6.	Cartwright, Bryce-FS	34	109	3.2	68	2.0 1.60
7.	Young, Jahmar-NMSU	32	104	3.3	70	2.2 1.49
8.	Thomas, Anthony-BSU	32	151	4.7	103	3.2 1.47
9.	<b>Graham, Justin-SJSU</b>	<b>30</b>	<b>142</b>	<b>4.7</b>	<b>112</b>	<b>3.7 1.27</b>
10.	Nitoto, Kareem-UH	30	103	3.4	84	2.8 1.23



# 2008-09 WAC Honors

## All-Conference

First Team	School	Pos.	Ht.	Yr.
Mac Hopson	Idaho	G	6-2	JR
Luke Babbitt	Nevada	F	6-9	FR
Armon Johnson	Nevada	G	6-3	SO
Jahmar Young	New Mexico State	G	6-5	SO
Gary Wilkinson	Utah State	F	6-9	SR

Second Team	School	Pos.	Ht.	Yr.
Mark Sanchez	Boise State	F	6-7	SR
Sylvester Seay	Fresno State	F	6-9	JR
Roderick Flemings	Hawai'i	F	6-7	JR
Kyle Gibson	Louisiana Tech	G	6-5	JR
Jared Quayle	Utah State	G	6-1	JR

**Player of the Year:** Gary Wilkinson, Utah State

**Freshman of the Year:** Luke Babbitt, Nevada

**Don Haskins Coach of the Year:** Greg Graham, Boise State

All-Newcomer Team	School	Pos.	Ht.	Yr.
Roderick Flemings	Hawai'i	F	6-7	JR
Mac Hopson	Idaho	G	6-2	JR
Magnum Rolle	Louisiana Tech	C/F	6-11	JR
Luke Babbitt	Nevada	F	6-9	FR
Jared Quayle	Utah State	G	6-1	JR

All-Defensive Team	School	Pos.	Ht.	Yr.
Ike Okoye	Boise State	F	6-9	JR
Anthony Thomas	Boise State	G	6-0	JR
Kareem Nitoto	Hawai'i	G	6-2	SO
Magnum Rolle	Louisiana Tech	C/F	6-11	JR
Jared Quayle	Utah State	G	6-1	JR

All-Academic Team	School	Pos.	Ht.	Yr.
Kurt Cunningham	Boise State	C	6-11	JR
Paul Noonan	Boise State	F	6-7	SO
Ike Okoye	Boise State	F	6-9	JR
Mark Sanchez	Boise State	F	6-7	SR
Nedeljko Golubovic	Fresno State	F	6-8	SO
Brandon Sperling	Fresno State	G	6-4	SO
Lasha Parghalava	Hawai'i	G	6-2	JR
Mac Hopson	Idaho	G	6-2	JR
Shawn Oliverson	Louisiana Tech	F	6-10	JR
Luke Babbitt	Nevada	F	6-9	FR
Matt Formisano	Utah State	F	6-8	JR
Brady Jardine	Utah State	F	6-7	FR
Tyler Newbold	Utah State	G	6-4	SO
Jared Quayle	Utah State	G	6-1	JR
Gary Wilkinson	Utah State	F	6-9	SR
Stavon Williams	Utah State	G	6-3	JR

## "Players of the Week"

Nov. 17	Gary Wilkinson, Utah State
Nov. 24	Mark Sanchez, Boise State
Dec. 1	Gary Wilkinson, Utah State
Dec. 8	Mark Sanchez, Boise State
Dec. 15	Roderick Flemings, Hawai'i
Dec. 22	Armon Johnson, Nevada
<b>Dec. 29</b>	<b>C.J. Webster, San Jose State</b>
Jan. 5	Jared Quayle, Utah State
Jan. 12	Luke Babbitt, Nevada
Jan. 19	Luke Babbitt, Nevada
Jan. 26	Brandon Wiley, Idaho
Feb. 2	Jahmar Young, New Mexico State
Feb. 9	Gary Wilkinson, Utah State
Feb. 16	Kyle Gibson, Louisiana Tech
Feb. 23	Mac Hopson, Idaho
Mar. 2	Sylvester Seay, Fresno State
Mar. 9	Brandon Fields, Nevada



*C.J. Webster, WAC Player of the Week*

## National Honors

### Associated Press All-America

Gary Wilkinson, Utah State, honorable mention

### NABC All-District

Luke Babbitt, Nevada, first team

Mac Hopson, Idaho, first team

Armon Johnson, Nevada, first team

Jahmar Young, New Mexico State, first team

Roderick Flemings, Hawai'i, second team

Jared Quayle, Utah State, second team

Tai Wesley, Utah State, second team

Gary Wilkinson, Utah State, second team



# 2009-10 Opponents



Nov. 16 - William Jessup



Nov. 20 - @Washington



Nov. 22 - @UC Riverside



Nov. 28 - Pacific



Nov. 30 - Saint Mary's



Dec. 5 @Utah Valley



Dec. 8 - @USF



Dec. 9 - CSU Bakersfield



Dec. 18 & 28 - UC Irvine



Dec. 21 - @No. Colorado



Dec. 23 - @Santa Clara



Jan. 4 & Mar. 4 - Idaho



Jan. 9 & Feb. 25 - Nevada



Jan. 11 & Feb. 27 - Fresno St.



Jan. 14 & Mar. 6 - Boise State



Jan. 17 & Feb. 28 - Hawaii



Jan. 21 & Feb. 4 - La. Tech



Jan. 23 & Feb. 6 - NMSU



Jan. 30 & Feb. 13 - Utah St.



Feb. 22 - Seattle U.

**BRACKETBUSTERS**  
February 19-20, 2010



# 2009-10 Opponents

## William Jessup

November 16, 2009, San Jose, Calif., 7:00 p.m. (PST)

Location: Rocklin, Calif.

Nickname: Warriors

Head Coach: Aaron Muhic

Yrs. at school: 9 seasons

Overall record, yrs.: 219-264, 13 seasons

Lettermen Returning/Lost: 7/4

2008-09 Record: 16-14

Series Record with SJSU: SJSU - 1, WJU - 0

Basketball SID: Jeff Bussell

Office Phone: (916) 577-2362

Email Address: jbusell@jessup.edu

FAX Phone: (916) 577-2360

Web site: www.jessup.edu/athletics



### RETURNING LETTERMEN

NAME	POS.	HT.	CLASS	PPG.
James Devers	G	5-9	SO	
Tevin Hurd	F	6-6	SO	
Kadeem Kirsten	G	6-3	JR	
Austin Nelson	G	5-10	SO	
Marques Rodriguez	F	6-3	SO	
Matt Walker	G	6-0	SO	
Jason Washington	G	6-0	SR	

## UC Riverside

November 22, 2009, Riverside, Calif., 2:00 p.m. (PST)

Location: Riverside, Calif.

Nickname: Highlanders

Head Coach: Jim Wooldridge

Record, yrs. at school: 26-34, 2 seasons

Overall record, yrs.: 338-271, 21 seasons

Letterman Returning/Lost: 10/3

2008-09 Record: 17-13

Series Record with SJSU: SJSU - 3, UCR - 1

SID: John Maxwell

Office Phone: (951) 827-5438

Cell Phone: (951) 203-3208

Email Address: john.maxwell@ucr.edu

Web site: www.gohighlanders.com



### RETURNING LETTERMEN

NAME	POS.	HT.	CLASS	PPG.
Kyle Austin	F	6-7	JR	16.2
Javon Borum	G	5-11	SR	9.7
Brandon Dowdy	G	6-2	SR	7.6
Sean Cunningham	G	6-2	SR	5.0
Jesse LoBue	F	6-6	SR	4.8
Rudy Meo	G	6-4	SR	3.9
Konner Veteto	F	6-9	SO	3.5
Bryson Hampton	F	6-8	SR	3.3
Jalonni Diggs	G	6-2	JR	3.0
David Chavarria	F	6-6	SO	0.3

## Washington

November 20, 2009, Seattle, Wash., 8:00 p.m. (PST)

Location: Seattle, Wash.

Nickname: Huskies

Head Coach: Lorenzo Romar

Record, yrs. at school: 145-81, 7 seasons

Overall record, yrs.: 238-169, 13 seasons

Lettermen Returning/Lost: 8/4

2008-09 Record: 26-9

Series Record with SJSU: UW - 1, SJSU - 0

Basketball SID: Brian Tom

Office Phone: (206) 897-1742

Cell Phone: (206) 455-5361

Email Address: briantom@u.washington.edu

Courtside Phone: (206) 543-2230

Web site: www.gohuskies.com



### RETURNING LETTERMEN

NAME	POS.	HT.	CLASS	PPG.
Isaiah Thomas	G	5-8	SO	15.5
Quincy Pondexter	F	6-6	SR	12.1
Matthew Bryan-Amaning	F	6-9	JR	6.0
Venoy Overton	G	5-11	JR	5.8
Elston Turner	G	6-4	SO	3.6
Darnell Gant	F	6-8	SO	3.1
Justin Holliday	F	6-6	JR	2.1
Scott Suggs	G	6-6	SO	1.3

## Pacific

November 28, 2009, San Jose, Calif., 1:00 p.m. (PST)

Location: Stockton, Calif.

Nickname: Tigers

Head Coach: Bob Thomason

Record, yrs. at school: 364-263, 21 seasons

Overall record, yrs.: 416-290, 24 seasons

Letterman Returning/Lost: 5/6

2008-09 Record: 21-13

Series Record with SJSU: UOP - 83, SJSU 72

SID: Mike Millerick

Office Phone: (209) 946-2866

Cell Phone: (209) 470-2867

Email Address: mmilleri@pacific.edu

Courtside Phone: (209) 946-2865

Web site: www.pacifictigers.com



### RETURNING LETTERMEN

NAME	POS.	HT.	CLASS	PPG.
Sam Willard	F/C	6-9	JR	7.4
Terrell Smith	G	6-4	JR	6.1
Joe Ford	F	6-6	SR	4.3
Lavar Neufville	G	6-1	SR	3.7
Michael Nunnally	C	6-8	SR	

# 2009-10 Opponents



## Saint Mary's

November 30, 2009, San Jose, Calif., 7:00 p.m. (PST)

Location: Moraga, Calif.

Nickname: Gaels

Head Coach: Randy Bennett

Record, yrs. at school: 155-97, 8 seasons

Overall record, yrs.: 155-97, 8 seasons

Lettermen returning/lost: 6/6

2008-09 Record: 28-7

Series Record with SJSU: SM - 39, SJSU - 37

SID: Rich Davi

Office Phone: (925) 631-4402

Home Phone: (925) 878-1582

Email Address: rdavi@stmarys-ca.edu

Courtside Phone: (925) 376-3906

Web site: www.SMCGaels.com



### RETURNING LETTERMEN

NAME	POS.	HT.	CLASS	PPG.
Omar Samhan	C	6-11	SR	14.1
Wayne Hunter	G/F	6-4	SR	6.7
Mickey McConnell	G	6-0	JR	5.4
Clint Steindl	F	6-7	SO	2.7
Ben Allen	F	6-11	SR	2.2
Phil Bensen	F	6-9	JR	0.3

## University of San Francisco

December 8, 2009, San Francisco, Calif., 7:00 p.m. (PST)

Location: San Francisco, Calif.

Nickname: Dons

Head Coach: Rex Walters

Record, yrs. at school: 11-19, 1 season

Overall record, yrs.: 42-52, 3 seasons

Lettermen returning/lost: 6/5

2008-09 Record: 11-19

Series Record with SJSU:

USF - 40, SJSU - 20

SID: Ryan McCrary

Office Phone: (415) 422-6162

Email Address: mccrary@usfca.edu

Courtside Phone: (415) 422-2919

Cell Phone: (415) 859-0167

FAX Phone: (415) 422-2929

Web site: www.usfdons.com



### RETURNING LETTERMEN

NAME	POS.	HT.	CLASS	PPG.
Dior Lowhorn	F	6-7	SR	20.1
Kwame Vaughn	G	6-3	SO	10.8
Blake Wallace	F	6-6	SR	8.5
Angelo Caloiaro	F	6-7	SO	6.0
Peter Smith	G	5-11	SO	4.6
Dontae Bryant	G	6-2	SR	4.1

## Utah Valley

December 5, 2009, Orem, Utah, 2:05 p.m. (MST)

Location: Orem, Utah

Nickname: Wolverines

Head Coach: Dick Hunsaker

Record, yrs. at school: 136-68, 7 seasons

Overall record, yrs.: 303-141, 15 seasons

Lettermen returning/lost: 6/3

2008-09 Record: 17-11

Series Record with SJSU: SJSU - 1, UVU - 0

Basketball SID: Jay Hinton

Office Phone: (801) 863-6231

Cell Phone: (801) 448-3731

Email Address: jay.hinton@uvu.edu

Courtside Phone: (801) 863-5209

FAX Phone: (801) 863-8813

Web site: www.wolverinegreen.com



### RETURNING LETTERMEN

NAME	POS.	HT.	CLASS	PPG.
Jordan Swarbrick	G	6-6	SR	7.5
Tyray Petty	G	6-3	SO	6.6
Jourdain Scoubes	F	6-7	SR	6.4
Justin Baker	F	6-7	JR	5.8
Kevin Woods II	G	6-1	SO	3.4
Rory Fannon	C	6-9	SO	0.9

## Cal State Bakersfield

December 9, 2009, San Jose, Calif., 7:00 p.m. (PST)

Location: Bakersfield, Calif.

Nickname: Roadrunners

Head Coach: Keith Brown

Record, yrs. at school: 52-64, 4 seasons

Overall record, yrs.: 93-172, 9 seasons

Lettermen Returning/Lost: 7/5

2008-09 Record: 8-21

Series Record with SJSU: SJSU - 2, CSUB - 2

Basketball SID: Kevin Gilmore

Office Phone: (661) 654-6071

Cell Phone: (661) 428-1278

Email Address: kgilmore@csb.edu

Courtside Phone: (661) 321-9773

FAX Phone: (661) 654-6978

Web site: www.gorunners.com



### RETURNING LETTERMEN

NAME	POS.	HT.	CLASS	PPG.
Trent Blaklely	F	6-4	SR	13.4
Santwon Latunde	F	6-6	SR	11.0
Alex Johnson	G	5-10	JR	8.3
Donovan Bragg	G	6-3	JR	7.0
Bryan Emanuel	G	6-2	SO	4.7
Cory Brown	C	6-10	JR	2.8
Jose Lara	C	6-8	SR	1.8



# 2009-10 Opponents

## UC Irvine

December 18, 2009, Irvine, Calif., 7:00 p.m. (PST)  
December 28, 2009, San Jose, Calif., 7:00 p.m. (PST)

Location: Irvine, Calif.  
Nickname: Anteaters  
Head Coach: Pat Douglass  
Record, yrs. at school: 183-173, 12 seasons  
Overall record, yrs.: 559-292, 28 seasons  
Lettermen returning/lost: 8/3  
2008-09 Record: 12-19  
Series Record with SJSU: UCI - 26, SJSU -16  
Basketball SID: Bob Olson  
Office Phone: (949) 824-5814  
Cell Phone: (949) 285-8814  
Email Address: rkolson@uci.edu  
Courtside Phone: (949) 824-5814  
FAX Phone: (949) 824-5260  
Web site: www.ucirvinesports.com



### RETURNING LETTERMEN

NAME	POS.	HT.	CLASS	PPG.
Eric Wise	F/C	6-5	SO	14.0
Michael Hunter	G	5-10	SR	11.9
Patrick Rembert	G	6-0	JR	6.9
Darren Moore	G	6-3	JR	5.7
Zack Atkinson	C	6-9	SR	2.5
Adam Folker	F	6-8	SO	1.8
Rashaad Ubah	F	6-6	SO	0.0
Jonas Lalehzadeh	G	6-5	SO	0.0

## Santa Clara

December 23, 2009, Santa Clara, Calif., 7:00 p.m. (PST)

Location: Santa Clara, Calif.  
Nickname: Broncos  
Head Coach: Kerry Keating  
Record, yrs. at school: 31-33, 2 seasons  
Overall record, yrs.: 31-33, 2 seasons  
Lettermen returning/lost: 8/5  
2008-09 Record: 16-17  
Series Record with SJSU:  
SCU - 71, SJSU - 28  
SID: Michelle Schmitt  
Office Phone: (408) 554-2114  
Cell Phone: (408) 642-9117  
Email Address: mschmitt@scu.edu  
Courtside Phone: (408) 554-4655  
FAX Phone: (408) 554-6942  
Web site: www.santaclarabroncos.com



### RETURNING LETTERMEN

NAME	POS.	HT.	CLASS	PPG.
Kevin Foster	G	6-2	SO	14.7
Marc Trasolini	F	6-9	SO	6.7
Ben Dowdell	F	6-7	JR	3.3
Michael Santos	G	6-5	JR	3.2
Calvin Johnson	G	6-1	SR	2.1
Scott Thompson	C	7-0	SO	0.9
Phillip Bach	G	6-4	SO	0.0
Nate Mensah	G	6-3	JR	0.0

## Northern Colorado

December 21, 2009, Greeley, Colo., 7:05 p.m. (MST)

Location: Greeley, Colo.  
Nickname: Bears  
Head Coach: Tad Boyle  
Record, yrs. at school: 31-58, 3 seasons  
Overall record, yrs.: 31-58, 3 seasons  
Lettermen returning/lost: 7/2  
2008-09 Record: 14-18  
Series Record with SJSU:  
SJSU - 1, UNC - 0  
Basketball SID: Scott Ward  
Office Phone: (970) 351-2522  
Cell Phone: (970) 978-0950  
Email Address: scott.ward@unco.edu  
Courtside Phone: (970) 351-2522  
FAX Phone: (970) 351-1995  
Web site: www.uncbears.com



### RETURNING LETTERMEN

NAME	POS.	HT.	CLASS	PPG.
Will Figures	G	5-9	SR	12.1
Devon Beitzel	G	6-0	JR	11.8
Neal Kingman	F	6-6	JR	5.9
Mike Proctor	F/C	6-8	SO	5.1
Chris Kaba	G	6-7	JR	4.5
Taylor Montgomery	F	6-7	JR	3.2
Yahosh Bonner	G	6-1	SR	2.9

## Seattle University

February 22, 2010, San Jose, Calif., 7:00 p.m. (PST)

Location: Seattle, Wash.  
Nickname: Redhawks  
Head Coach: Cameron Dollar  
Record, yrs. at school: 0-0, 1st season  
Overall record, yrs.: 11-22, 1 season  
Lettermen returning/lost: 5/5  
2008-09 Record: 21-8  
Series Record with SJSU: SJSU - 3, SU - 1  
SID: Jason Behenna  
Office Phone: (206) 296-5915  
Cell Phone: (206) 965-0450  
Email Address: behennaj@seattleu.edu  
Courtside Phone: TBA  
FAX Phone: (206) 296-2154  
Web site: www.GoSeattleU.com



### RETURNING LETTERMEN

NAME	POS.	HT.	CLASS	PPG.
Chris Gweth	G	6-1	SR	10.8
Mike Boxley	F	6-5	SR	8.7
Aaron Broussard	F	6-5	SO	6.7
Drew Harris	G	6-0	JR	5.9
Taylor Olson	G	5-10	SR	2.8

# 2009-10 Opponents



## Idaho

January 4, 2010, San Jose, Calif., 7:00 p.m. (PST)  
 March 4, 2010, Moscow, Idaho. 7:00 p.m. (PST)

Location: Moscow, Idaho  
 Nickname: Vandals  
 Head Coach: Don Verlin  
 Record, yrs. at school: 17-16, 1 season  
 Overall record, yrs.: 17-16, 1 season  
 Lettermen Returning/Lost: 6/5  
 2008-09 Record: 17-16  
 Series Record with SJSU: SJSU - 9, UI - 7  
 Basketball SID: Spencer Farrin  
 Office Phone: (208) 885-7065  
 Cell Phone: (208) 310-9610  
 Email Address: spencerf@uidaho.edu  
 Courtside Phone: (208) 885-0211  
 FAX Phone: (208) 885-0255  
 Web site: www.govandals.com



### RETURNING LETTERMEN

NAME	POS.	HT.	CLASS	PPG.
Mac Hopson	G	6-2	SR	16.4
Kashif Watson	G	6-4	SR	10.3
Marvin Jefferson	C	6-9	SR	9.1
Luciano de Souza	F	6-7	SR	8.5
Brandon Wiley	F	6-6	SR	8.2
Travis Blackstock	F	6-5	SR	1.3

### 2009-10 Schedule

Nov. 13 at Utah  
 Nov. 15 at Texas Southern  
 Nov. 21 at North Dakota State  
 NOV. 24 SACRAMENTO STATE  
 NOV. 28 EASTERN WASHINGTON  
 Dec. 3 at Cal State Northridge  
 DEC. 6 PORTLAND  
 Dec. 9 at Washington State  
 DEC. 12 EASTERN OREGON  
 Dec. 22 at Portland  
 Jan. 2 \*at Hawai'i  
**Jan. 4 \*at San Jose State**  
 JAN. 9 \*LOUISIANA TECH  
 JAN. 11 \*NEW MEXICO STATE  
 Jan. 16 \*at Nevada  
 JAN. 23 \*UTAH STATE  
 JAN. 25 \*BOISE STATE  
 JAN. 28 \*FRESNO STATE  
 Jan. 30 at Seattle U.  
 Feb. 3 \*at Utah State  
 Feb. 6 \*at Boise State  
 FEB. 10 \*NEVADA  
 Feb. 13 \*at Fresno State  
 FEB. 18 SEATTLE U.  
 FEB. 20 ESPNU Bracket Buster  
 Feb. 24 \*at New Mexico State  
 Feb. 27 \*at Louisiana Tech  
**MAR. 4 \*SAN JOSE STATE**  
 MAR. 6 \*HAWAII  
 Mar. 11-13 at WAC Tournament  
 \* - Western Athletic Conference game



Don Verlin



Mac Hopson

## Nevada

January 9, 2010, Reno, Nev., 7:05 p.m. (PST)  
 February 25, 2010, San Jose, Calif., 7:00 p.m. (PST)

Location: Reno, Nev.  
 Nickname: Wolf Pack  
 Head Coach: David Carter  
 Record, yrs. at school: 0-0, 1st season  
 Overall record, yrs.: 0-0, 1st season  
 Lettermen Returning/Lost: 8/4  
 2008-09 Record: 21-13  
 Series Record with SJSU: SJSU - 30, NEV - 30  
 Basketball SID: Rhonda Lundin  
 Office Phone/Cell Phone: (775) 682-6981 / (775) 742-2548  
 Email Address: rlundin@unr.edu  
 Courtside Phone: (775) 784-4404  
 FAX Phone: (775) 784-4386  
 Web site: www.nevadawolfpack.com



### TOP RETURNING LETTERMEN

NAME	POS.	HT.	CLASS	PPG.
Luke Babbitt	F	6-8	SO	16.9
Armon Johnson	G	6-3	JR	15.5
Brandon Fields	G	6-4	SR	9.4
Joey Shaw	F	6-6	SR	7.4
Dario Hunt	F	6-8	SO	3.6
Ray Kraemer	G	6-4	SR	2.5
London Giles	G	6-3	SO	1.1

### 2009-10 Schedule

NOV. 14 MONTANA STATE  
 Nov. 18 at UNLV  
 NOV. 21 HOUSTON  
 Nov. 27 at Virginia Commonwealth  
 Nov. 29 at North Carolina  
 Dec. 5 at Pacific  
 DEC. 8 FRESNO PACIFIC  
 DEC. 12 SOUTH DAKOTA STATE  
 DEC. 17 EASTERN WASHINGTON  
 DEC. 19 WAGNER  
 Dec. 22 vs. BYU (Las Vegas, Nev.)  
 Dec. 23 vs. Nebraska or Tulsa  
 DEC. 28 PORTLAND  
 Jan. 2 \*at Louisiana Tech  
 Jan. 4 \*at New Mexico State  
**JAN. 9 \*SAN JOSE STATE**  
 JAN. 13 \*UTAH STATE  
 JAN. 16 \*IDAHO  
 Jan. 20 \*at Boise State  
 Jan. 23 \*at Fresno State  
 JAN. 30 \*HAWAII  
 Feb. 6 \*at Utah State  
 Feb. 10 \*at Idaho  
 FEB. 13 \*BOISE STATE  
 FEB. 17 \*FRESNO STATE  
 Feb. 20 at ESPNU Bracket Buster  
**Feb. 25 \*at San Jose State**  
 Feb. 27 \*at Hawai'i  
 MAR. 4 \*NEW MEXICO STATE  
 MAR. 6 \*LOUISIANA TECH  
 Mar. 11-13 at WAC Tournament  
 \* - Western Athletic Conference game



David Carter



Luke Babbitt



# 2009-10 Opponents

## Fresno State

January 11, 2010, Fresno, Calif., 7:00 p.m. (PST)  
February 27, 2010, San Jose, Calif., 7:00 p.m. (PST)

Location: Fresno, Calif.

Nickname: Bulldogs

Head Coach: Steve Cleveland

Record, yrs. at school: 63-63, 4 seasons

Overall record, yrs.: 201-171, 12 seasons

Lettermen Returning/Lost: 6/4

2008-09 Record: 13-21

Series Record with SJSU: FSU - 76, SJSU - 72

Basketball SID: Stephen Trembley

Office Phone/Cell Phone: (559) 244-5616/(559) 270-4291

Email Address: strembley@csufresno.edu

Courtside Phone: (559) 347-3699

FAX Phone: (559) 278-4689

Web site: www.gobulldogs.com



### TOP RETURNING LETTERMEN

NAME	POS.	HT.	CLASS	PPG.
Sylvester Seay	F	6-10	SR	15.3
Paul George	G/F	6-8	SO	14.3
Mike Ladd	G	6-5	SO	9.5
Ned Golubovic	F	6-8	JR	7.3

### 2009-10 Schedule

NOV. 14 SAN FRANCISCO STATE  
 Nov. 17 at Northern Arizona  
 Nov. 19 at Seattle U.  
 NOV. 23 SAN DIEGO STATE  
 Nov. 28 at Santa Clara  
 DEC. 1 PACIFIC  
 DEC. 6 SAN DIEGO  
 Dec. 8 at Pepperdine  
 Dec. 12 vs. BYU  
 DEC. 17 UC DAVIS  
 DEC. 19 NORTH DAKOTA STATE  
 Dec. 21 at Montana  
 Dec. 23 at Oregon State  
 DEC. 28 COLORADO STATE  
 JAN. 2 \*BOISE STATE  
 JAN. 9 \*HAWAII  
 JAN. 11 \*SAN JOSE STATE  
 Jan. 14 \*at Louisiana Tech  
 Jan. 16 \*at New Mexico State  
 JAN. 21 \*UTAH STATE  
 JAN. 23 \*NEVADA  
 Jan. 28 \*at Idaho  
 Jan. 30 \*at Boise State  
 Feb. 6 \*at Hawai'i  
 FEB. 11 \*NEW MEXICO STATE  
 FEB. 13 \*IDAHO  
 Feb. 17 \*at Nevada  
 Feb. 21 ESPNU Bracket Buster  
 FEB. 23 CAL STATE BAKERSFIELD  
 Feb. 27 \*at San Jose State  
 Mar. 1 \*at Utah State  
 MAR. 4 \*LOUISIANA TECH  
 Mar. 11-13 at WAC Tournament  
 \* - Western Athletic Conference game



Steve Cleveland



Sylvester Seay

## Boise State

January 14, 2010, San Jose, Calif., 7:00 p.m. (PST)  
March 6, 2010, Boise, Idaho, 4:15 p.m. (MST)

Location: Boise, Idaho

Nickname: Broncos

Head Coach: Greg Graham

Record, yrs. at school: 127-95, 7 seasons

Overall record, yrs.: 145-100, 8 seasons

Lettermen Returning/Lost: 8/3

2008-09 Record: 19-13

Series Record with SJSU: BSU - 19, SJSU - 1

Basketball SID: Becca Faulds

Office Phone/Cell Phone: (208) 426-3868/(208) 989-1010

Email Address: bfaulds@boisestate.edu

Courtside Phone: (208) 426-1503

FAX Phone: (208) 426-1778

Web site: www.broncosports.com



### TOP RETURNING LETTERMEN

NAME	POS.	HT.	CLASS	PPG.
Kurt Cunningham	C	6-9	SR	10.2
Paul Noonan	F	6-7	JR	10.0
Anthony Thomas	G	6-0	SR	9.5
Ike Okoye	F	6-9	SR	8.9
La'Shard Anderson	G	6-1	JR	5.6
Sean Imadiyi	F	6-7	SR	2.1

### 2009-10 Schedule

Nov. 13 vs. Loyola Marymount (Missoula, Mont.)  
 Nov. 14 at Montana  
 Nov. 15 vs. North Dakota (Missoula, Mont.)  
 Nov. 21 at Wyoming  
 Nov. 24 at Eastern Washington  
 NOV. 28 NORTH TEXAS  
 Dec. 5 at Illinois  
 Dec. 9 at Idaho State  
 DEC. 12 SAN DIEGO  
 DEC. 19 HOUSTON BAPTIST  
 DEC. 21 PORTLAND STATE  
 DEC. 23 MONTANA STATE  
 DEC. 29 NORTHWEST NAZARENE  
 Jan. 2 \*at Fresno State  
 Jan. 4 \*at Hawai'i  
 JAN. 9 \*LOUISIANA TECH  
 JAN. 11 \*NEW MEXICO STATE  
 Jan. 14 \*at San Jose State  
 Jan. 16 \*at Utah State  
 JAN. 20 \*NEVADA  
 Jan. 25 \*at Idaho  
 JAN. 30 \*FRESNO STATE  
 FEB. 6 \*IDAHO  
 FEB. 11 \*UTAH STATE  
 Feb. 13 \*at Nevada  
 FEB. 17 CAL STATE BAKERSFIELD  
 FEB. 20 ESPNU Bracket Buster  
 Feb. 25 \*at Louisiana Tech  
 Feb. 27 \*at New Mexico State  
 MAR. 4 \*HAWAII  
 MAR. 6 \*SAN JOSE STATE  
 Mar. 11-13 at WAC Tournament  
 \* - Western Athletic Conference game



Greg Graham



Anthony Thomas

# 2009-10 Opponents



## Hawai'i

January 17, 2010, Honolulu, Hawaii, 7:05 p.m. (HST)  
January 28, 2010, San Jose, Calif., 7:00 p.m. (PST)

Location: Honolulu, Hawai'i  
Nickname: Rainbow Warriors  
Head Coach: Bob Nash  
Record, yrs. at school: 24-36, 2 seasons  
Overall record, yrs.: 24-36, 2 seasons  
Lettermen Returning/Lost: 10/4  
2008-09 Record: 13-17  
Series Record with SJSU: UH - 22, SJSU - 10  
Basketball SID: Neal Iwamoto  
Office Phone/Cell Phone: (808) 956-9748 / (808) 375-6819  
Email Address: niwamoto@hawaii.edu  
Courtside Phone: (808) 956-9408  
FAX Phone: (808) 956-4470  
Web site: www.hawaiiathletics.com



### TOP RETURNING LETTERMEN

NAME	POS.	HT.	CLASS	PPG.
Roderick Flemings	G/F	6-7	SR	16.6
Bill Amis	F	6-9	JR	10.7
Petras Balocka	C	6-8	SR	8.7
Brandon Adams	F	6-7	SR	4.7
Adhar Mayen	F	6-8	SR	4.3
Hiram Thompson	G	6-4	JR	3.9
Paul Campbell	F	6-10	SR	2.8

### 2009-10 Schedule

NOV. 13-16 OUTRIGGER HOTELS RAINBOW CLASSIC  
(McNeese State, No. Colorado, So. Utah)  
NOV. 20 BRIGHAM YOUNG  
NOV. 27 NEW MEXICO  
Dec. 2 at UC Irvine  
DEC. 6 LAMAR  
DEC. 12 CHICAGO STATE  
DEC. 22-25 HAWAIIAN AIRLINES  
DIAMOND HEAD CLASSIC  
(College of Charleston, UNLV,  
Northeastern, Saint Mary's,  
USC, SMU, W. Michigan)  
DEC. 28 NORTHWESTERN STATE  
JAN. 2 \*IDAHO  
JAN. 4 \*BOISE STATE  
Jan. 9 \*at Fresno State  
Jan. 11 \*at Utah State  
JAN. 17 \*SAN JOSE STATE  
JAN. 21 \*NEW MEXICO STATE  
JAN. 23 \*LOUISIANA TECH  
Jan. 28 \*at San Jose State  
Jan. 30 \*at Nevada  
FEB. 6 \*FRESNO STATE  
Feb. 13 \*at Louisiana Tech  
Feb. 15 \*at New Mexico State  
FEB. 20 ESPNU Bracket Buster  
FEB. 25 \*UTAH STATE  
FEB. 27 \*NEVADA  
Mar. 4 \*at Boise State  
Mar. 6 \*at Idaho  
Mar. 11-13 at WAC Tournament  
\* - Western Athletic Conference game



Bob Nash



Bill Amis

## Louisiana Tech

January 21, 2010, San Jose, Calif., 7:00 p.m. (PST)  
February 4, 2010, Ruston, La., 8:00 p.m. (CST)

Location: Ruston, La.  
Nickname: Bulldogs  
Head Coach: Kerry Rupp  
Record, yrs. at school: 21-42, 2 seasons  
Overall record, yrs.: 30-46, 3 seasons  
Lettermen Returning/Lost: 9/2  
2008-09 Record: 15-18  
Series Record with SJSU: LTU - 12, SJSU - 6  
Basketball SID: Steven Schoon  
Office Phone: (318) 257-5314  
Cell Phone: (318) 436-8059  
Email Address: sschoon@latech.edu  
Courtside Phone: (318) 257-3144  
FAX Phone: (318) 257-3757  
Web site: www.latechsports.com



### TOP RETURNING LETTERMEN

NAME	POS.	HT.	CLASS	PPG.
Kyle Gibson	G	6-5	SR	16.1
Magnum Rolle	C	6-11	SR	12.2
Jamel Guyton	G	6-3	SR	11.8
Olu Ashalou	G	6-7	SO	5.3
David Jackson	F	6-8	SR	5.0
Brandon Gibson	G	6-5	SO	2.5

### 2009-10 Schedule

Nov. 20 vs. Miami (Ohio)  
Nov. 21 at New Mexico  
Nov. 22 vs. Nicholls State  
NOV. 25 ARKANSAS LITTLE ROCK  
Nov. 28/29 at TCU  
Dec. 2 at Louisiana Monroe  
DEC. 5 NORTHWESTERN STATE  
Dec. 9 at Arizona  
Dec. 12 at Centenary  
DEC. 15 MURRAY STATE  
DEC. 19 McNEESE STATE  
DEC. 22 TEXAS PAM AMERICAN  
Dec. 29 at Houston  
JAN. 2 \*NEVADA  
JAN. 4 \*UTAH STATE  
Jan. 9 \*at Idaho  
Jan. 11 \*at Boise State  
JAN. 14 \*FRESNO STATE  
Jan. 21 \*at San Jose State  
Jan. 24 \*at Hawai'i  
JAN. 30 \*NEW MEXICO STATE  
FEB. 4 \*SAN JOSE STATE  
Feb. 8 \*at New Mexico State  
FEB. 13 \*HAWAII  
Feb. 17 \*at Utah State  
FEB. 20 ESPNU Bracket Buster  
FEB. 25 \*BOISE STATE  
FEB. 27 \*IDAHO  
Mar. 4 \*at Fresno State  
Mar. 6 \*at Nevada  
Mar. 11-13 at WAC Tournament  
\* - Western Athletic Conference game



Kerry Rupp



Kyle Gibson



# 2009-10 Opponents

## New Mexico State

January 23, 2010, San Jose, Calif., 7:30 p.m. (PST)  
February 6, 2010, Las Cruces, N.M., 7:00 p.m. (MST)

Location: Las Cruces, N.M.

Nickname: Aggies

Head Coach: Marvin Menzies

Record, yrs. at school: 38-29, 2 seasons

Overall record, yrs.: 38-29, 2 seasons

Letterman Returning/Lost: 11/2

2008-09 Record: 17-15

Series Record with SJSU:

NMSU - 27, SJSU - 10

Basketball SID: Tiffany Franklin

Office Phone/Cell Phone: (575) 646-3929 / (575) 642-2168

Email Address: tfrank@nmsu.edu

Courtside Phone: (575) 646-3400

FAX Phone: (575) 646-2425

Web site: www.nmstatesports.com



### TOP RETURNING LETTERMEN

NAME	POS.	HT.	CLASS	PPG.
Jahmar Young	G	6-5	JR	17.9
Jonathan Gibson	G	6-1	SR	14.1
Wendell McKines	F	6-6	JR	12.1
Troy Gillenwater	F	6-8	SO	12.1
Hamidu Rahman	C	7-0	SO	6.8
Hernst Laroche	G	6-1	SO	5.8

### 2009-10 Schedule

Nov. 13 at Saint Mary's  
 NOV. 17 NEW MEXICO  
 NOV. 21 OKLAHOMA PANHANDLE STATE  
 Nov. 24 at Cal State Fullerton  
 NOV. 26 NORTH CAROLINA A&T  
 DEC. 1 UTEP  
 Dec. 5 at New Mexico  
 Dec. 13 at UTEP  
 Dec. 15 at UCLA  
 Dec. 18 at Pepperdine  
 DEC. 21 ALCORN STATE  
 DEC. 23 TEXAS SOUTHERN  
 DEC. 28 PRAIRIE VIEW A&M  
 JAN. 2 \*UTAH STATE  
 JAN. 4 \*NEVADA  
 Jan. 9 \*at Boise State  
 JAN. 11 \*at Idaho  
 JAN. 16 \*FRESNO STATE  
 Jan. 21 \*at Hawai'i  
**Jan. 23 \*at San Jose State**  
 Jan. 30 \*at Louisiana Tech  
**FEB. 6 \*SAN JOSE STATE**  
 FEB. 8 \*LOUISIANA TECH  
 Feb. 11 \*at Fresno State  
 FEB. 15 \*HAWAII  
 Feb. 20 at ESPNU Bracket Buster  
 FEB. 24 \*IDAHO  
 FEB. 27 \*BOISE STATE  
 Mar. 4 \*at Nevada  
 Mar. 6 \*at Utah State  
 Mar. 11-13 at WAC Tournament  
 \* - Western Athletic Conference game



Marvin Menzies



Jahmar Young

## Utah State

January 30, 2010, Logan, Utah, 7:00 p.m. (MST)  
February 13, 2010, San Jose, Calif., 7:00 p.m. (PST)

Location: Logan, Utah

Nickname: Aggies

Head Coach: Stew Morrill

Record, yrs. at school: 267-91, 11 seasons

Overall record, yrs.: 485-229, 23 seasons

Letterman returning/lost: 7/3

2008-09 Record: 30-5

Series Record with SJSU: USU - 42, SJSU - 21

Basketball SID: Doug Hoffman

Office Phone/Cell Phone: (435) 797-3714 / (435) 881-8011

Email Address: doug.hoffman@usu.edu

Courtside Phone: (435) 797-1686

FAX Phone: (435) 797-2615

Web site: www.utahstateaggies.com



### TOP RETURNING LETTERMEN

NAME	POS.	HT.	CLASS	PPG.
Jared Quayle	G	6-1	SR	13.1
Tai Wesley	F	6-7	JR	12.0
Tyler Newbold	G	6-4	JR	9.0
Pooh Williams	G	6-3	JR	5.9
Jaxon Myaer	G	5-9	SO	3.6
Matt Formisano	F	6-8	JR	3.2

### 2008-09 Schedule

Nov. 13 at Weber State  
 Nov. 18 at Utah  
 Nov. 21 at Northeastern  
 NOV. 24 IDAHO STATE  
 NOV. 28 SOUTHERN UTAH  
 DEC. 2 BRIGHAM YOUNG  
 DEC. 5 SAINT MARY'S  
 DEC. 12 UTAH VALLEY  
 Dec. 16 at Cal State Bakersfield  
 Dec. 18 at Long Beach State  
 DEC. 21 MOREHEAD STATE  
 DEC. 22 CAL STATE FULLERTON  
 DEC. 23 WEBER STATE  
 DEC. 29 WESTERN OREGON  
 Jan. 2 \*at New Mexico State  
 Jan. 4 \*at Louisiana Tech  
 JAN. 11 \*HAWAII  
 Jan. 13 \*at Nevada  
 JAN. 16 \*BOISE STATE  
 Jan. 21 \*at Fresno State  
 Jan. 23 \*at Idaho  
**JAN. 30 \*SAN JOSE STATE**  
 FEB. 3 \*IDAHO  
 FEB. 6 \*NEVADA  
 Feb. 11 \*at Boise State  
**Feb. 13 \*at San Jose State**  
 FEB. 17 \*LOUISIANA TECH  
 Feb. 20 ESPNU Bracket Buster  
 Feb. 25 \*at Hawai'i  
 MAR. 1 \*FRESNO STATE  
 MAR. 6 \*NEW MEXICO STATE  
 Mar. 11-13 at WAC Tournament  
 \* - Western Athletic Conference game



Stew Morrill



Jared Quayle





## BRACKETBUSTERS

February 19-20, 2010

98  
TEAMS

A total of 98 teams – representing 14 collegiate athletic conferences – will compete in the two-day event (February 19-20), with the entire BracketBusters slate of matchups to be announced in early February.

14  
CONFERENCES

Of the 49 games, a minimum of 11 will be televised, with six contests on ESPN2. An additional five games will be aired on ESPNU – ESPN's collegiate sports network which launched on March 4, 2005. Please consult your local listings for start times.

2  
DAYS

**HOME TEAMS:** Vermont, Montana State, Gardner-Webb, Radford, Cal State Fullerton, Cal State Northridge, Pacific, UC Irvine, UC Riverside, Delaware, George Mason, Georgia State, Hofstra, Northeastern, Virginia Commonwealth, Butler, Cleveland State, Detroit, Green Bay, Milwaukee, Canisius, Iona, Loyola (Md.), Manhattan, Saint Peter's, Ball State, Bowling Green State, Central Michigan, Kent State, Miami (Ohio), Ohio, Bradley, Creighton, Evansville, Illinois State, Missouri State, UNI, Southern Illinois, Austin Peay, Eastern Illinois, Eastern Kentucky, Jacksonville State, Murray State, Appalachian State, Boise State, Fresno State, Hawaii, Idaho and Utah State.

OF  
GREAT  
COLLEGE  
BASKETBALL  
ACTION!

**AWAY TEAMS:** Boston, New Hampshire, Presbyterian, Winthrop, Cal Poly, Long Beach State, UC Davis, UC Santa Barbara, Drexel, James Madison, Old Dominion, Towson, UNC Wilmington, William & Mary, Illinois-Chicago, Loyola (Ill.), Valparaiso, Wright State, Youngstown State, Fairfield, Marist, Niagara, Rider, Siena, Akron, Buffalo, Eastern Michigan, Northern Illinois, Toledo, Western Michigan, Drake, Indiana State, Wichita State, Morgan State, South Carolina State, Morehead State, Southeast Missouri State, Southern Illinois- Edwardsville, Tennessee-Martin, Tennessee State, Tennessee Tech, College of Charleston, Elon, Western Carolina, Oral Roberts, Louisiana Tech, Nevada, New Mexico State and San Jose State.





# Event Center Records



## POINTS

San Jose State player .....	37, Adrian Oliver, vs. Boise State, Feb. 7, 2009
Opponent player .....	44, Lee Nailon, TCU, Feb. 7, 1998
San Jose State .....	96, vs. Nevada, Feb. 10, 1996
.....	96, vs. Nevada, Feb. 26, 1994
Opponent .....	119, TCU, Feb. 7, 1998
Half, most points .....	57, vs. UC Irvine, Jan. 4, 1991
Half, most opponent points .....	61 (2nd half), TCU, Feb. 7, 1998
Overtime, most points .....	17 (two overtimes, 7-10), vs. Fresno State, Feb. 19, 2003
Overtime, most points in one period .....	14, vs. TCU, Feb. 24, 2001
.....	14, vs. Fresno State, Jan. 17, 1991
Opponent, overtime, most points .....	21 (two overtimes, 7-14), Fresno State, Feb. 19, 2003
Opponent, overtime, most points in one period .....	15, Rice, Feb. 1, 2003

## FIELD GOALS

San Jose State player .....	14, Olivier Saint-Jean, vs. Wyoming, Feb. 22, 1997
.....	14, Sam Allen, vs. CS Fullerton, Mar. 3, 1996
Opponent player .....	19, Lee Nailon, TCU, Feb. 7, 1998
San Jose State .....	35, vs. Nevada, Feb. 26, 1994
Opponent .....	50, TCU, Feb. 7, 1998

## FIELD GOALS ATTEMPTED

San Jose State player .....	24, Brandon Hawkins, vs. Nevada, Dec. 27, 2001
.....	24, Roy Hammonds, vs. Pepperdine, Dec. 23, 1995
Opponent player .....	31, Lee Nailon, TCU, Feb. 7, 1998
San Jose State .....	77, vs. Fresno State, Feb. 19, 2003
Opponent .....	88, TCU, Feb. 7, 1998

## 3-POINT FIELD GOALS

San Jose State player .....	6, Michael Quinney, vs. BYU, Feb. 20, 1999
Opponent player .....	8, Ross Schraeder, UC Irvine, Dec. 17, 2004
San Jose State .....	14, vs. Louisiana Tech, Jan. 13, 2005
Opponent .....	14, Fresno State, Jan. 13, 2007
Opponent, percentage (min. 10 made) .....	66.7 (10-15), Fresno State, Feb. 3, 2001

## 3-POINT FIELD GOALS ATTEMPTED

San Jose State player .....	17, Michael Quinney, vs. Fresno State, Feb. 18, 1998
.....	17, Michael Quinney, vs. TCU, Feb. 7, 1998
Opponent player .....	17, Dante Swanson, Tulsa, Jan. 30, 2003
San Jose State .....	27, vs. Nevada, Dec. 27, 1990
Opponent .....	36, Fresno State, Feb. 11, 2006

## FREE THROWS

San Jose State player .....	24, Brandon Hawkins, vs. Mount Saint Mary's, Dec. 22, 2001
Opponent player .....	13, Aaron Wilhite, CS Fullerton, Jan. 14, 1991
Opponent, game percentage .....	100.0 (12-12), Cecil Brown, UC Santa Barbara, Feb. 18, 2006
San Jose State .....	42, vs. Mount Saint Mary's, Dec. 22, 2001
Opponent .....	33, Nevada, Dec. 27, 2001

## FREE THROWS ATTEMPTED

San Jose State player .....	31, Brandon Hawkins, vs. Mount Saint Mary's, Dec. 22, 2001
Opponent player .....	15, Aaron Wilhite, CS Fullerton, Jan. 14, 1991
San Jose State .....	61, vs. Mount Saint Mary's, Dec. 22, 2001
Opponent .....	49, New Mexico State, Jan. 27, 2007

## REBOUNDS

San Jose State player .....	19, Marion Thurmond, vs. Notre Dame de Namur, Dec. 18, 2001
.....	19, Will Trawick, vs. Hawai'i, Feb. 26, 1998
.....	19, Marmet Williams, vs. Saint Mary's, Dec. 18, 1997
Opponent player .....	21, John Bryant, Santa Clara, Dec. 3, 2008
San Jose State .....	58, vs. Notre Dame de Namur, Dec. 18, 2001
Opponent .....	57, Louisiana Tech, Feb. 15, 2006

## ASSISTS

San Jose State player .....	12, Tito Addison, vs. Nevada, Feb. 10, 1996
Opponent player .....	13, Mike Jones, TCU, Feb. 7, 1998
San Jose State .....	24, vs. Rice, Jan. 29, 2005
.....	24, vs. Menlo College, Nov. 26, 2002
Opponent .....	27, TCU, Feb. 7, 1998

## BLOCKS

San Jose State player .....	6, Menelik Barbary, vs. Louisiana Tech, Jan. 26, 2006
.....	6, Menelik Barbary, vs. Utah State, Jan. 5, 2006
.....	6, Marquin Chandler, vs. Montana State, Nov. 24, 2004
Opponent player .....	8, Hiram Fuller, Fresno State, Feb. 19, 2003
San Jose State .....	9, vs. Utah State, Jan. 5, 2006
.....	9, vs. UC Santa Barbara, Nov. 24, 1999
Opponent .....	11, Nevada, Mar. 2, 2006
.....	11, Hawaii, Feb. 4, 2006

## STEALS

San Jose State player .....	6, Antonio Lawrence, vs. CS Monterey Bay, Dec. 7, 2002
.....	6, Ben Sanders, vs. Pepperdine, Jan. 2, 1999
.....	6, Olivier Saint-Jean, vs. San Diego State, Feb. 1, 1997
Opponent player .....	6, Mike Mitchell, New Mexico State, Jan. 28, 2006
.....	6, Thomas Washington, College of Notre Dame, Jan. 3, 2000
.....	6, Jay Goodman, Utah State, Jan. 26, 1993
San Jose State .....	20, vs. Menlo College, Nov. 27, 1998
Opponent .....	15, CS Fullerton, Jan. 30, 1992



# Individual Records

## POINTS

Game .....40, Wally Rank, vs. Sacramento State, Jan. 3, 1980  
 Season .....702, Ricky Berry, 29 games, 1988  
 Season Average .....24.2, Ricky Berry, 29 games, 1988  
 Career .....1767, Ricky Berry, 84 games, 1986-88  
 Career Average .....21.0, Ricky Berry, 84 games, 1986-88  
 30 or more, Consecutive .....2, Marquin Chandler, Jan. 29, 2005,  
 ..... vs. Rice & Feb. 5, 2005 vs. Hawaii  
 .....2, Olivier Saint-Jean, Jan. 23, 1997,  
 ..... at Wyoming & Jan. 25, 1997, at Colorado State  
 .....2, Olivier Saint-Jean, Feb. 10, 1997,  
 ..... at Tulsa & Feb. 13, 2005 at Air Force  
 30 or more, Season .....4, Ricky Berry, 28 games, 1986  
 .....4, Ricky Berry, 29 games, 1988  
 30 or more, Career .....9, Ricky Berry, 84 games, 1986-88

## FIELD GOALS MADE

Game .....17, Stan Hill, vs. Sacramento State, Jan. 5, 1978  
 Game Percentage .....100.0 (10-10), Mike Brotherton, vs.  
 ..... New Mexico State, Feb. 23, 1991  
 Season .....250, Ricky Berry, 29 games, 1988  
 Season Percentage .....63.9 (131-205), Mickey Jackson,  
 ..... 29 games, 1980  
 Career .....619, Ricky Berry, 84 games, 1986-88  
 Career Percentage .....58.7 (278-473), Mickey Jackson,  
 ..... 56 games, 1979-80  
 Multi-Game, Consecutive .....11, Menelik Barbary, vs.  
 ..... Portland (3-3, second half), Cal Poly (6-6), San Diego (2-2),  
 ..... Nov. 11, 2005 through Nov. 23, 2005  
 One-Game, Consecutive .....10, Mike Brotherton, vs.  
 ..... New Mexico State, Feb. 23, 1991

## 3-POINT FIELD GOALS MADE

Game .....7, Terrance Richmond, at Montana, Dec. 5, 1998  
 Game, Consecutive .....5, Marquin Chandler, vs. Hawaii,  
 ..... Feb. 5, 2005  
 Consecutive .....8 (3 vs. Rice & 5 vs. Hawaii), Marquin Chandler,  
 ..... Jan. 29 through Feb. 5, 2005  
 Opponent, Game .....9 (9-10), Mike Hall, Idaho, Jan. 24, 2008  
 Season .....74, Billy Landram, 30 games, 2000  
 Career .....123, Michael Quinney, 54 games, 1998-99  
 Season, Percentage .....44.5 (57-128), Ricky Berry, 28 games, 1988  
 Career, Percentage .....45.9 (113-246), Ricky Berry,  
 ..... 84 games, 1986-88

## FIELD GOALS ATTEMPTED

Game .....33, Buster Burgos, vs. Arizona, Dec. 18, 1953  
 Season .....514, Johnnie Skinner, 25 games, 1971  
 Career .....1,536, Stu Inman, 123 games, 1947-50

## 3-POINT FIELD GOALS ATTEMPTED

Game .....17, Michael Quinney, vs. Fresno State, Feb. 18, 1998  
 Opponent, Game .....17, Dante Swanson, Tulsa, Jan. 30, 2003  
 Season .....202, Tim Pierce, 32 games, 2008  
 Career .....375, Tito Addison, 84 games, 1995-97

## FREE THROWS MADE

Game .....24, Brandon Hawkins,  
 ..... vs. Mount Saint Mary's, Dec. 22, 2001  
 Game Percentage .....100.0 (16-16),  
 ..... Carroll Williams, vs. Loyola (Calif.), Jan. 22, 1955  
 Opponent, Game Percentage .....100.0 (12-12),  
 ..... Cecil Brown, UC Santa Barbara, Feb. 18, 2006  
 Season .....184, Carroll Williams, 27 games, 1954  
 Season Percentage .....84.6 (66-78), Doug Murrey, 28 games, 1980  
 .....84.6 (55-65), Mike Garrett, 25 games, 2001  
 Career .....441, Carroll Williams, 75 games, 1953-55  
 Career Percentage .....82.1 (416-507),  
 ..... Ricky Berry, 84 games, 1986-88  
 Consecutive .....31, Carroll Williams, 4 games, Jan. 14-28, 1955

## FREE THROWS ATTEMPTED

Game .....31, Brandon Hawkins,  
 ..... vs. Mount Saint Mary's, Dec. 22, 2001  
 Opponent .....16, Antonio Meeking, Louisiana Tech, Feb. 8, 2003  
 Season .....225, Carroll Williams, 27 games, 1954  
 Career .....552, Carroll Williams, 75 games, 1953-55

## REBOUNDS

Game .....28, Marv Branstrom, vs. Arizona State, Dec. 4, 1956  
 Opponent, Game .....  
 .....28, Paul Millsap, Louisiana Tech, Feb. 15, 2006  
 Season .....376, George Clark, 23 games, 1952  
 Season Average .....16.4 (376), George Clark, 23 games, 1952  
 Career .....864, Marv Branstrom, 76 games, 1955-57  
 Career Average .....13.0, Darnell Hillman, 25 games, 1968

## ASSISTS

Game .....17, Ken Mickey, vs. Illinois State, Jan. 12, 1977  
 Season .....203, Ken Mickey, 29 games, 1977  
 Season Average .....7.0, Ken Mickey, 29 games, 1977  
 Career .....477, Michael Dixon, 107 games, 1982-85  
 Career Average .....5.8, Ken Mickey, 82 games, 1975-76

## BLOCKED SHOTS

Game .....9, Menelik Barbary, vs. Idaho, Mar. 6, 2007  
 Season .....62, Gerald Thomas, 29 games, 1988  
 Career .....127, Gerald Thomas, 113 games, 1984, 1986-88

## STEALS

Game .....6, Carlton Spencer, vs. New Mexico State, Jan. 27, 2007  
 .....6, Antonio Lawrence, vs. CS Monterey Bay, Dec. 7, 2002  
 .....6, Ben Sanders, vs. Pepperdine, Jan. 2, 1999  
 .....6, Olivier Saint-Jean, vs. San Diego State, Feb. 1, 1997  
 .....6, Brad Quinet, at Portland, Dec. 14, 1996  
 Season .....51, Justin Graham, 30 games, 2009  
 Career .....125, Tito Addison, 84 games, 1995-97

## "DOUBLE-DOUBLES"

Season .....13, Coby Dietrick, 1970  
 Consecutive .....9, Coby Dietrick, 1970

## "TRIPLE-DOUBLES"

Season .....1, Brandon Hawkins (18 pts., 11 rebs., 10 assts.),  
 ..... vs. Notre Dame De Namur Dec. 18, 2001

# The Last Time



## **A PLAYER SCORED 30 OR MORE POINTS:**

37, by Adrian Oliver, vs. Boise State, Feb. 7, 2009.

## **AN OPPONENT SCORED 30 OR MORE POINTS:**

30, by Luke Babbitt, Nevada, Mar. 12, 2009.

## **A PLAYER COLLECTED 20 OR MORE REBOUNDS:**

21, by Chris McNealy, at Utah, Dec. 7, 1981.

## **AN OPPONENT COLLECTED 20 OR MORE REBOUNDS:**

21, by John Bryant, Santa Clara, Dec. 3, 2008.

## **A PLAYER COLLECTED 10 OR MORE ASSISTS:**

13, by Justin Graham, vs. Northern Colorado, Dec. 20, 2008.

## **AN OPPONENT COLLECTED 10 OR MORE ASSISTS:**

10, by Travis Walton, Michigan State, Dec. 19, 2007.

## **A PLAYER HAD 5 OR MORE STEALS:**

5, by Justin Graham, at Fresno State, Jan. 10, 2009.

## **AN OPPONENT HAD 5 OR MORE STEALS:**

5, by Wendell McKines, New Mexico State, Jan. 29, 2009.

## **A PLAYER HAD 5 OR MORE BLOCKED SHOTS:**

5, by Chris Oakes, at San Diego, Dec. 8, 2008.

## **AN OPPONENT HAD 5 OR MORE BLOCKED SHOTS:**

6, by Tai Wesley, Utah State, Mar. 13, 2008.

## **A PLAYER MADE 10 OR MORE FIELD GOALS:**

13, by Adrian Oliver, vs. Boise State, Feb. 7, 2009.

## **AN OPPONENT MADE 10 OR MORE FIELD GOALS:**

10, by Gary Wilkinson, Utah State, Jan. 22, 2009.

## **A PLAYER ATTEMPTED 20 OR MORE FIELD GOALS:**

23, by Adrian Oliver, vs. Boise State, Feb. 7, 2009.

## **AN OPPONENT ATTEMPTED 20 OR MORE FIELD GOALS:**

20, by Dior Lowhorn, USF, Dec. 22, 2008.

## **A PLAYER MADE 10 OR MORE FREE THROWS:**

13, by Adrian Oliver, at New Mexico State, Jan. 29, 2009.

## **AN OPPONENT MADE 10 OR MORE FREE THROWS:**

12, by Luke Babbitt, Nevada, Mar. 12, 2009.

## **A PLAYER MADE 5 OR MORE 3-POINT FIELD GOALS:**

5, by Robert Owens, at Nevada, Feb. 12, 2009.

## **AN OPPONENT MADE 5 OR MORE 3-POINT FIELD GOALS:**

5, by Joey Shaw, Nevada, Feb. 12, 2009.

## **A PLAYER ATTEMPTED 10 OR MORE 3-POINT FIELD GOALS:**

10, by Robert Owens, vs. Fresno State, Jan. 24, 2009.

## **AN OPPONENT ATTEMPTED 10 OR MORE 3-POINT FIELD GOALS:**

10, by Dwight O'Neil, Fresno State, Jan. 10, 2009.

## **SAN JOSE STATE SCORED 100 OR MORE POINTS:**

101 (101-85) vs. Utah State, Jan. 25, 1979.

## **AN OPPONENT SCORED 100 OR MORE POINTS:**

104 (104-77), by Cal State Fullerton, Dec. 23, 2006.

## **SAN JOSE STATE SHOT AT LEAST 60 PERCENT FROM THE FIELD IN A GAME:**

66.7 (34-of-51) vs. Northern Colorado, Dec. 20, 2008.

## **SAN JOSE STATE HAD THREE OR MORE PLAYERS WITH 10 OR MORE REBOUNDS IN A GAME:**

17 by Chris Oakes, 15 by Tim Pierce, and 10 by C.J. Webster, vs. Nevada, Feb. 1, 2001.

## **SAN JOSE STATE HAD FIVE PLAYERS WITH 10 OR MORE POINTS IN A GAME:**

14 by Adrian Oliver, 17 by Justin Graham, 10 by DeVonte Thomas, 12 by C.J. Webster and 11 by Robert Owens, vs. Idaho, Feb. 26, 2009.

## **SAN JOSE STATE HAD TWO OR PLAYERS WITH 10 OR MORE POINTS & 10 OR MORE REBOUNDS IN A GAME:**

21 points and 15 rebounds by Tim Pierce, 15 points and 10 rebounds by C.J. Webster, and 18 points and 17 rebounds by Chris Oakes, vs. William Jessup, Dec. 28, 2008.

## **SAN JOSE STATE HAD A PLAYER SCORE 30 OR MORE POINTS IN SUCCESSIVE GAMES:**

33, vs. Rice on Jan. 29, 2005, and 32, vs. Hawaii on Feb. 5, 2005, by Marquin Chandler.

## **A TEAM SHOT AT LEAST 60 PERCENT FROM THE FIELD IN A GAME VS. SAN JOSE STATE:**

62.3 (33-of-53), by Nevada, Feb. 12, 2009.

## **SAN JOSE STATE WON BY 30 OR MORE POINTS:**

42 (79-37) vs. California Maritime, Nov. 19, 2008.

## **SAN JOSE STATE LOST BY 30 OR MORE POINTS:**

38 (84-46) by Nevada, Feb. 7, 2008.

## **SAN JOSE STATE WON FIVE OR MORE STRAIGHT GAMES:**

5, Dec. 5, 1998 through Dec. 27, 1998.

## **SAN JOSE STATE WON AN IN-SEASON TOURNAMENT:**

2007 First Shot Exempt Tournament in Murfreesboro, Tenn.

## **SAN JOSE STATE BEAT A NATIONALLY-RANKED TEAM:**

Alabama was ranked 19th in the Associated Press poll on Dec. 27, 1996, when San Jose State posted a 60-59 overtime win in the Comerica Cable Car Classic.



# Career Leaders

## TOTAL POINTS

Name	Seasons	Games	FG	3FG	FT	Points
1 Ricky Berry	1986-88	84	619	113	416	1,767
2 Stu Inman	1947-50	123	591	0	322	1,504
3 Wally Rank	1977-80	102	562	0	308	1,432
4 Chris McNealy	1981-83	81	504	2	226	1,236
5 Coby Dietrick	1968-70	72	465	0	243	1,173
6 Terry Cannon	1990-92, 94	97	414	114	209	1,139
7 Johnnie Skinner	1971-73	73	481	0	174	1,136
8 Ken Mickey	1974, 76-77	82	427	0	271	1,125
9 Sid Williams	1978-81	111	485	0	125	1,095
10 S.T. Saffold	1964-66	72	421	0	208	1,050
Olivier Saint-Jean	1996-97	51	373	44	260	1,050

## FIELD GOALS MADE

Name	Seasons	Games	Attempts	Made
1 Ricky Berry	1986-88	84	1301	619*
2 Stu Inman	1947-50	123	1506	591
3 Wally Rank	1977-80	102	1207	562
4 Chris McNealy	1981-83	81	914	504**
5 Sid Williams	1978-81	111	958	485
6 Johnnie Skinner	1971-73	73	1142	481
7 Coby Dietrick	1968-70	72	1054	465
8 Ken Mickey	1974, 76-77	82	865	427
9 S.T. Saffold	1964-66	72	970	421
10 Reggie Owens	1985-87	86	766	376

## FIELD GOALS ATTEMPTED

Name	Seasons	Games	Made	Attempts
1 Stu Inman	1947-50	123	591	1,536
2 Ricky Berry	1986-88	84	619	1,309
3 Wally Rank	1977-80	102	562	1,207
4 Johnnie Skinner	1971-73	73	481	1,142
5 Coby Dietrick	1968-70	72	465	1,054
6 S.T. Saffold	1964-66	72	421	970
7 Sid Williams	1978-81	111	485	958
8 Eddie Diaz	1956-58	76	348	949
9 Terry Cannon	1990-92, 94	97	414	934
10 George Clark	1950-52	75	294	923

## FIELD GOAL PERCENTAGE

(Minimum four made per game played)

Name	Seasons	Games	FG	FGA	Pct.
1 Mickey Johnson	1979-80	56	278	473	.588
2 Earl Hogue	1974-76	75	315	568	.555
3 Chris McNealy	1981-83	81	504	914	.551
4 Dick Groves	1968-69	41	183	338	.541
5 Stony Evans	1984-85	57	246	461	.534
6 Menelik Barbary	2006-07	61	245	461	.531
7 Ward Farris	1982, 84-86	83	339	644	.526
8 Chris Oakes	2008	25	104	199	.523
9 Stan Hill	1977-78	50	214	415	.516
10 Darnell Williams	2000-01	58	288	562	.512

## 3-POINT FIELD GOALS MADE

Name	Seasons	Games	Attempts	Made
1 Tim Pierce	2007-09	86	471	153
2 Michael Quinney	1998-99	54	336	123
3 Tito Addison	1995-97	84	375	122
4 Jason Allen	1991-94	97	340	120
5 Terry Cannon	1990-92, 94	97	304	114
6 Ricky Berry	1986-88	84	246	113
7 Billy Landram	2000-01	58	315	106
8 Steve Haney	1988-89	45	233	103
9 Alex Elam	2005-06	59	257	96
10 Brett Lilly	1999, 2003-04	59	240	92

## 3-POINT FIELD GOALS ATTEMPTED

Name	Seasons	Games	Made	Attempts
1 Tim Pierce	2007-09	86	153	471
2 Tito Addison	1995-97	84	122	375
3 Jason Allen	1991-94	97	120	340
4 Michael Quinney	1998-99	54	123	336
5 Billy Landram	2000-01	58	106	315
6 Terry Cannon	1990-92, 94	97	114	304
7 Brad Quinet	1995, 97	55	77	263
8 Alex Elam	2005-06	59	96	257
9 Ricky Berry	1986-88	84	113	246
10 Brett Lilly	1999, 2003-04	59	92	240

## 3-POINT FIELD GOAL PERCENTAGE

(Minimum 1.0 made per game played and 45 made)

Name	Seasons	Games	3FG	3FGA	Pct.
1 Ricky Berry	1986-88	84	113	246	.459
2 Steve Haney	1988-89	45	103	233	.442
3 Mike Garrett	2000-01	31	46	116	.397
4 Marquin Chandler	2004-05	57	59	149	.396
5 Phil Calvert	2002, 04	57	71	185	.384
6 Brett Lilly	1999, 2003-04	59	92	240	.383
7 Robert Owens	2009	30	47	123	.382
8 Terry Cannon	1990-92, 94	97	114	304	.375
9 Alex Elam	2005-06	59	96	257	.374
10 Mike Wasserburger	1990-91	40	50	135	.370

## FREE THROWS MADE

Name	Seasons	Games	Attempts	Made
1 Carroll Williams	1953-55	75	552	441
2 Ricky Berry	1986-88	84	507	416
3 Stu Inman	1947-50	123	498	322
4 Wally Rank	1977-80	102	450	308
5 Eddie Diaz	1956-58	76	433	299
6 Ken Mickey	1974, 76-77	82	357	271
7 Marmet Williams	1994-98	112	368	267
8 Olivier Saint-Jean	1996-97	51	354	260
9 George Puou	1984-87	111	332	251
10 Coby Dietrick	1968-70	72	364	243

# Career Leaders



## FREE THROWS ATTEMPTED

Name	Seasons	Games	Made	Attempts
1 Carroll Williams	1953-55	75	441	552
2 Ricky Berry	1986-88	84	416	507
3 Stu Inman	1947-50	123	322	498
4 Wally Rank	1977-80	102	308	450
5 Eddie Diaz	1956-58	76	299	433
6 Bob Hagen	1947-49	81	207	370
7 Marv Branstrom	1956-58	76	186	368
Marmet Williams	1994-98	112	267	368
9 Coby Dietrick	1968-70	72	243	364
10 Ken Mickey	1974, 76-77	82	271	357

## FREE THROW PERCENTAGE

(Minimum 2.0 made per game played & 50 games played)

Name	Seasons	Games	FT	FTA	Pct.
1 Ricky Berry	1986-88	84	416	507	.821
2 Carroll Williams	1953-55	75	441	552	.799
3 Doug Murrey	1978-81	88	173	219	.789
4 Gil Egeland	1956-58	73	165	210	.786
5 Pete Miller	1974-75	55	128	164	.780
6 Brandon Hawkins	2002-03	50	237	304	.779
7 Lossie Mitchel	1992-94	52	116	150	.773
8 Brad Quinet	1995-97	55	161	211	.763
9 Ken Mickey	1974, 76-77	82	271	357	.759
10 Matt Fleming	1984-85	53	143	189	.757

## REBOUNDS

Name	Seasons	Games	Amount
1 Marv Branstrom	1956-58	76	864
2 George Clark	1950-52	75	857
3 Coby Dietrick	1968-70	72	759
4 S.T. Saffold	1964-66	72	705
5 Reggie Owens	1985-87	86	692
6 Chris McNealy	1981-83	81	678
7 Wally Rank	1977-80	102	662
8 Kevin Logan	1990-93	106	608
9 Pat Hamm	1969-71	72	557
10 Marmet Williams	1994-98	112	511

## ASSISTS

Name	Seasons	Games	Amount
1 Michael Dixon	1982-85	107	477
2 Ken Mickey	1974, 76-77	82	476
3 Mike Mendez	1978-81	108	469
4 Marmet Williams	1994-98	112	318
5 Ricky Berry	1986-88	84	266
6 Terry Cannon	1990-92	97	259
7 Tito Addison	1995-97	84	255
8 Rodney Scott	1987-89	71	247
9 Justin Graham	2008-09	56	218
10 R.J. Powell	1999-2000	54	206

## BLOCKED SHOTS (Since 1979)

Name	Seasons	Games	Amount
1 Gerald Thomas	1984, 86-88	113	127
2 Menelik Barbary	2006-07	61	87
3 Chris McNealy	1981-83	81	81
4 Darnell Williams	2000-01	58	75
5 Chris Oakes	2008-09	55	67
6 Lance Holloway	2004, 06-08	87	58
7 Kevin Logan	1990-93	106	58
8 Mike Brotherton	1991, 93-95	104	55
9 Marion Thurmond	2001-02	60	44
10 Daryl Scott	1990, 92-93	81	42

## STEALS (Since 1979)

Name	Seasons	Games	Amount
1 Tito Addison	1995-97	84	125
2 Mike Mendez	1979-81	86	114
3 Terry Cannon	1990-92, 94	97	113
4 Marmet Williams	1994-98	112	111
5 Chris McNealy	1981-83	81	109
6 Michael Dixon	1982-85	107	106
7 Ward Farris	1981, 84-86	83	93
8 Justin Graham	2008-09	56	91
9 Ricky Berry	1986-88	84	83
10 Reggie Owens	1985-87	86	81



Tito Addison



Michael Quinet



Marv Branstrom



Michael Dixon



Gerald Thomas



# 1,000-Point Club



## 1. RICKY BERRY (1986-88)

Season	G	FG-FGA	Pct.	3FG-FGA	Pct.	FT-FTA	Pct.	REB	Avg.	A	Avg.	Pts.	Avg.
1986	28	179-369	48.5	24-40	60.0	137-164	83.5	138	4.9	85	3.0	519	18.5
1987	27	190-412	46.1	32-78	41.0	134-165	81.2	121	4.5	68	2.5	546	20.2
1988	29	250-520	48.1	57-128	44.5	145-178	81.5	210	7.2	113	3.9	702	24.2
<b>Career</b>	<b>84</b>	<b>619-1301</b>	<b>47.6</b>	<b>113-246</b>	<b>45.9</b>	<b>416-507</b>	<b>82.1</b>	<b>469</b>	<b>5.6</b>	<b>266</b>	<b>3.2</b>	<b>1767</b>	<b>21.0</b>



## 2. STU INMAN (1947-50)

Season	G	FG-FGA	Pct.	FT-FTA	Pct.	REB	Avg.	A	Avg.	Pts.	Avg.
1947	28	64		43-86	50.0					171	6.1
1948	32	156		84-123	68.3					396	12.4
1949	35	213		95-150	63.3					521	14.9
1950	28	158-454	34.6	100-139	71.7					416	14.9
<b>Career</b>	<b>123</b>	<b>591-1536</b>	<b>38.5</b>	<b>322-498</b>	<b>64.7</b>					<b>1504</b>	<b>12.2</b>



## 3. WALLY RANK (1977-80)

Season	G	FG-FGA	Pct.	FT-FTA	Pct.	REB	Avg.	A	Avg.	Pts.	Avg.
1977	24	92-223	41.3	43-74	58.1	120	5.0	30	1.3	227	9.5
1978	24	147-301	48.8	59-97	60.8	177	7.4	17	0.7	353	14.7
1979	25	144-322	44.7	89-110	80.9	162	6.5	29	1.2	377	15.1
1980	29	179-361	49.5	117-169	69.2	203	7.0	53	1.8	475	16.3
<b>Career</b>	<b>102</b>	<b>562-1207</b>	<b>46.5</b>	<b>308-450</b>	<b>68.4</b>	<b>662</b>	<b>6.5</b>	<b>129</b>	<b>1.3</b>	<b>1432</b>	<b>14.0</b>



## 4. CHRIS McNEALY (1981-83)

Season	G	FG-FGA	Pct.	3FG-FGA	Pct.	FT-FTA	Pct.	REB	Avg.	A	Avg.	Pts.	Avg.
1981	30	149-296	50.3			50-84	59.5	193	6.4	96	3.2	348	11.6
1982	23	138-250	55.8			71-113	62.8	222	9.6	35	1.5	347	15.1
1983	28	217-368	58.9	2-5	40.0	105-157	66.9	263	9.4	72	2.6	541	19.3
<b>Career</b>	<b>81</b>	<b>504-914</b>	<b>55.1</b>	<b>2-5</b>	<b>40.0</b>	<b>226-354</b>	<b>63.8</b>	<b>678</b>	<b>8.4</b>	<b>203</b>	<b>2.5</b>	<b>1236</b>	<b>15.3</b>



## 5. COBY DIETRICK (1968-70)

Season	G	FG-FGA	Pct.	FT-FTA	Pct.	REB	Avg.	A	Avg.	Pts.	Avg.
1968	25	149-357	41.7	65-99	65.7	265	10.6			363	14.5
1969	24	141-322	43.4	86-129	66.6	229	9.5			368	15.3
1970	23	175-375	46.7	92-136	67.6	265	11.5			442	19.2
<b>Career</b>	<b>72</b>	<b>465-1054</b>	<b>44.1</b>	<b>243-364</b>	<b>66.7</b>	<b>759</b>	<b>10.5</b>			<b>1173</b>	<b>16.3</b>



## 6. TERRY CANNON (1990-94)

Season	G	FG-FGA	Pct.	3FG-FGA	Pct.	FT-FTA	Pct.	REB	Avg.	A	Avg.	Pts.	Avg.
1990	26	65-152	42.8	9-33	27.3	37-49	75.5	49	1.9	73	2.8	176	6.8
1991	27	127-265	47.9	36-83	43.4	49-63	77.8	76	2.8	82	3.0	339	12.6
1992	17	75-216	34.7	22-85	25.9	51-62	82.3	52	3.1	45	2.6	221	13.0
1993		Redshirt											
1994	27	147-301	48.8	37-103	35.9	72-107	67.3	78	2.9	59	2.2	403	14.9
<b>Career</b>	<b>97</b>	<b>414-934</b>	<b>44.3</b>	<b>114-384</b>	<b>37.5</b>	<b>209-281</b>	<b>74.4</b>	<b>255</b>	<b>2.6</b>	<b>259</b>	<b>2.7</b>	<b>1139</b>	<b>11.7</b>



# 1,000 Point Club




## 7. JOHNNIE SKINNER (1971-73)

Season	G	FG-FGA	Pct.	FT-FTA	Pct.	REB	Avg.	A	Avg.	Pts.	Avg.
1971	25	197-514	38.3	72-115	62.6	101	4.0			466	18.6
1972	23	111-251	40.2	34-48	70.8	61	2.6			256	11.1
1973	25	173-377	45.9	68-82	82.4	90	3.6			414	16.6
<b>Career</b>	<b>73</b>	<b>481-1142</b>	<b>42.1</b>	<b>174-245</b>	<b>71.0</b>	<b>252</b>	<b>3.5</b>			<b>1136</b>	<b>15.6</b>



## 8. KEN MICKEY (1974, 76-77)

Season	G	FG-FGA	Pct.	FT-FTA	Pct.	REB	Avg.	A	Avg.	Pts.	Avg.
1974	26	135-297	45.4	78-109	71.5	91	3.5	128	4.1	348	13.3
1976	27	134-255	52.5	77-100	77.0	90	3.3	145	5.3	347	12.9
1977	29	158-313	50.5	114-148	77.0	112	3.9	203	7.0	430	14.8
<b>Career</b>	<b>82</b>	<b>427-865</b>	<b>49.4</b>	<b>271-357</b>	<b>75.9</b>	<b>293</b>	<b>3.6</b>	<b>476</b>	<b>5.7</b>	<b>1125</b>	<b>13.7</b>




## 9. SID WILLIAMS (1978-81)

Season	G	FG-FGA	Pct.	FT-FTA	Pct.	REB	Avg.	A	Avg.	Pts.	Avg.
1978	27	92-197	46.7	38-60	63.3	115	4.3	17	0.6	212	7.9
1979	26	123-263	46.8	18-29	62.1	90	3.5	30	1.2	264	10.2
1980	28	72-164	43.9	11-19	57.8	89	3.1	23	0.8	155	5.5
1981	30	198-334	59.3	58-92	63.0	216	7.2	32	1.1	454	15.1
<b>Career</b>	<b>111</b>	<b>485-958</b>	<b>50.6</b>	<b>125-200</b>	<b>62.5</b>	<b>510</b>	<b>4.6</b>	<b>102</b>	<b>0.9</b>	<b>1095</b>	<b>9.9</b>



## 10. S.T. SAFFOLD (1964-66)

Season	G	FG-FGA	Pct.	FT-FTA	Pct.	REB	Avg.	A	Avg.	Pts.	Avg.
1964	24	106-248	42.7	42-70	60.0	226	9.4			254	10.6
1965	24	153-353	43.3	72-93	77.4	226	9.4			378	15.6
1966	24	162-369	43.8	94-132	71.3	253	10.6			418	17.4
<b>Career</b>	<b>72</b>	<b>421-970</b>	<b>43.4</b>	<b>208-295</b>	<b>70.5</b>	<b>705</b>	<b>9.8</b>			<b>1050</b>	<b>14.6</b>



## 10. OLIVIER SAINT-JEAN (1996-97)

Season	G	FG-FGA	Pct.	3FG-FGA	Pct.	FT-FTA	Pct.	REB	Avg.	A	Avg.	Pts.	Avg.
1996	25	148-332	44.6	18-65	27.7	117-158	74.1	157	6.3	64	2.6	431	17.2
1997	26	225-457	49.2	26-71	36.6	143-196	73.0	229	8.8	28	1.1	619	23.8
<b>Career</b>	<b>51</b>	<b>373-789</b>	<b>47.3</b>	<b>44-136</b>	<b>32.4</b>	<b>260-354</b>	<b>73.4</b>	<b>386</b>	<b>7.6</b>	<b>92</b>	<b>1.8</b>	<b>1050</b>	<b>20.6</b>



## 12. CARROLL WILLIAMS (1953-55)

Season	G	FG-FGA	Pct.	FT-FTA	Pct.	REB	Avg.	A	Avg.	Pts.	Avg.
1953	26	59-174	33.9	76-113	67.3	119	4.6			194	7.5
1954	27	138-337	40.9	184-225	81.8	104	3.9			460	17.0
1955	25	107-245	43.7	181-214	84.6	105	4.2			395	15.8
<b>Career</b>	<b>75</b>	<b>304-756</b>	<b>40.2</b>	<b>441-552</b>	<b>79.9</b>	<b>328</b>	<b>4.4</b>			<b>1049</b>	<b>13.9</b>



# Season Leaders

## TOTAL POINTS

Name	Season	Games	FG	3FG	FT	Points
1 Ricky Berry	1988	29	250	57	145	702
2 Olivier Saint-Jean	1997	26	225	26	143	619
3 Marquin Chandler	2005	29	221	36	91	569
4 Ricky Berry	1987	27	190	32	134	546
5 Chris McNealy	1983	28	217	2	105	541
6 Stu Inman	1949	35	213		95	521
7 Ricky Berry	1986	28	179	24	137	519
8 Wally Rank	1980	29	179		117	475
9 Johnnie Skinner	1971	25	197		72	466
10 Carroll Williams	1954	27	138		184	460

## FIELD GOALS MADE

Name	Season	Games	Att.	3FG-FGAMade	
1 Ricky Berry	1988	29	520	57-128	250
2 Olivier Saint-Jean	1997	26	457	26-71	225
3 Marquin Chandler	2005	29	469	36-104	221
4 Chris McNealy	1983	28	368	2-5	217
5 Stu Inman	1949	35	—		213
6 Sid Williams	1981	30	334		198
7 Johnnie Skinner	1971	25	514		197
8 Ricky Berry	1987	28	412	32-78	190
9 Steve Schlink	1967	24	417		181
10 Wally Rank	1980	29	361		179
Ricky Berry	1986	28	369	24-40	179

## FIELD GOALS ATTEMPTED

Name	Season	Games	Made	3FG-FGA	Att.
1 Ricky Berry	1988	29	250	57-128	520
2 Johnnie Skinner	1971	25	197		514
3 Marquin Chandler	2005	29	221	36-104	469
4 Dean Giles	1951	30	159		468
5 Olivier Saint-Jean	1997	26	225	26-71	457
6 Stu Inman	1950	28	158		454
7 Steve Schlink	1967	24	181		417
8 Ricky Berry	1987	27	190	32-78	412
9 George Clark	1952	23	122		400
10 Bud Hjelm	1954	27	126		396

## FIELD GOAL PERCENTAGE (minimum four made per game played)

Name	Season	Games	FG-FGA	3FG-FGA	Pct.
1 Mickey Jackson	1980	29	131-205		.639
2 Sid Williams	1981	30	193-334		.593
3 Chris McNealy	1983	28	217-368	2-5	.589
4 Sam Allen	1996	30	163-282	6-15	.578
5 Dick Groves	1968	20	81-142		.570
6 Earl Hogue	1975	28	118-205		.565
7 Pat Hamm	1970	24	98-174		.563
8 Stony Evans	1984	28	109-196		.556
9 Ron Fair	1976	27	168-304		.553
10 Chris McNealy	1982	23	138-250		.552

## 3-POINT FIELD GOALS MADE

Name	Season	Games	Attempts	Made
1 Billy Landram	2000	30	197	74
2 Tim Pierce	2008	32	202	69
3 Brett Lilly	2004	29	159	65
4 Michael Quinney	1998	26	174	63
5 Steve Haney	1988	29	135	60
Michael Quinney	1989	28	162	60
7 Moises Alvarez	2002	32	175	58
8 Ricky Berry	1988	29	128	57
9 Phil Calvert	2002	32	138	56
10 Alex Elam	2005	29	122	49

## 3-POINT FIELD GOALS ATTEMPTED

Name	Season	Games	Made	Attempts
1 Tim Pierce	2008	32	69	202
2 Billy Landram	2000	30	74	197
3 Moises Alvarez	2002	32	58	175
4 Michael Quinney	1998	26	63	174
5 Michael Quinney	1989	28	60	162
6 Brett Lilly	2004	29	65	159
7 Brad Quinet	1995	27	47	149
8 Tito Addison	1996	30	45	143
9 Tim Pierce	2009	27	44	142
10 Phil Calvert	2002	32	56	138

## 3-POINT FIELD GOAL PERCENTAGE (minimum one made per game played)

Name	Season	Games	3FG	3FGA	Pct.
1 Ricky Berry	1988	29	57	128	.445
2 Steve Haney	1988	29	60	135	.444
3 Moises Alvarez	2003	19	23	52	.442
4 Steve Haney	1989	16	43	98	.439
5 Terry Cannon	1991	27	36	83	.434
6 Andre Brooks	1990	24	33	77	.429
7 Mike Wasserburger	1991	22	35	82	.427
8 Mike Garrett	2001	25	44	107	.411
9 Ricky Berry	1987	27	32	78	.410
10 Brett Lilly	2004	29	65	159	.409

## FREE THROWS MADE

Name	Season	Games	Attempts	Made
1 Carroll Williams	1954	27	225	184
2 Carroll Williams	1955	25	214	181
3 Ricky Berry	1988	29	178	145
4 Olivier Saint-Jean	1997	26	196	143
5 Brandon Hawkins	2002	23	180	142
6 Ricky Berry	1986	27	164	137
7 Ricky Berry	1987	28	165	134
8 George Puou	1987	30	162	128
9 Olivier Saint-Jean	1996	25	158	117
Wally Rank	1980	29	169	117

# Season Leaders



## FREE THROWS ATTEMPTED

Name	Season	Games	Made	Attempts
1 Carroll Williams	1954	27	184	225
2 Carroll Williams	1955	25	181	214
3 Olivier Saint Jean	1997	26	143	196
4 Brandon Hawkins	2002	23	142	180
5 Ricky Berry	1988	29	145	178
6 Fred Niemann	1953	26	113	170
7 Wally Rank	1979	29	117	169
8 Ricky Berry	1987	27	134	165
Eddie Diaz	1958	26	114	165
10 Ricky Berry	1986	27	137	164

## FREE THROW PERCENTAGE (minimum two made per game played)

Name	Season	Games	FT	FTA	Pct.
1 Doug Murrey	1980	28	66	78	.8461
Mike Garrett	2001	25	55	65	.8461
3 Carroll Williams	1955	25	181	214	.8457
4 Ricky Berry	1986	28	137	164	.835
5 Johnnie Skinner	1973	25	68	82	.829
6 Terry Cannon	1992	17	51	62	.823
7 Carroll Williams	1954	27	184	225	.818
8 Doug Murrey	1981	30	94	115	.817
9 Tracy Haynes	1977	29	58	71	.817
10 Ricky Berry	1988	29	145	178	.815

## REBOUNDS

Name	Season	Games	Amount
1 George Clark	1952	23	376
2 Marv Branstrom	1957	25	370
3 Darnell Hillman	1969	23	327
4 George Clark	1951	30	289
5 Fred Niemann	1953	26	286
6 Marv Branstrom	1958	25	271
7 Coby Dietrick	1970	23	265
Coby Dietrick	1968	25	265
9 Chris McNealy	1983	28	263
10 Darnell Williams	2000	30	259
Duane Baptiste	1952	25	259

## ASSISTS

Name	Season	Games	Amount
1 Ken Mickey	1977	29	203
2 Mike Mendez	1979	27	162
3 Michael Dixon	1984	28	155
4 Ken Mickey	1976	27	145
5 Mike Mendez	1981	30	143
6 Justin Graham	2009	30	142
7 Michael Dixon	1983	29	138
8 Ken Mickey	1974	26	128
9 Michael Dixon	1985	28	120
Grover Brown	1979	26	120

## BLOCKED SHOTS (Since 1979)

Name	Season	Games	Amount
1 Gerald Thomas	1988	29	62
2 Menelik Barbary	2007	30	49
3 Darnell Williams	2000	30	43
4 Chris Oakes	2009	30	40
5 Menelik Barbary	2006	31	38
6 Chris McNealy	1983	28	34
7 Darnell Williams	2001	28	32
8 Marion Thurmond	2002	32	31
9 Michael St. Julien	1991	24	28
Sam Allen	1996	30	28

## STEALS (Since 1979)


Name	Season	Games	Amount
1 Justin Graham	2009	30	51
2 Mike Mendez	1981	30	47
3 DaShawn Wright	2008	32	46
Tito Addison	1996	30	46
5 Antonio Lawrence	2003	23	45
6 Chris McNealy	1981	30	44
7 Chris McNealy	1983	28	43
Wally Rank	1980	29	43
9 Ward Farris	1986	27	42
Reggie Owens	1986	27	42
Roy Hammonds	1996	30	42



George Clark



Billy Landram



Mickey Jackson



Mike Mendez



Doug Murrey



# Scoring, Rebounding, Assists Leaders

## SCORING

Year	Player	Total	Avg.
2009	Adrian Oliver	308	17.1
	C.J. Webster	337	12.0
2008	C.J. Webster	363	11.3
2007	Carlton Spencer	286	14.3
	Menelik Barbary	367	12.2
2006	Demetrius Brown	362	13.9
	Alex Elam	383	12.8
2005	Marquin Chandler	569	19.6
2004	Eric Walton	331	11.8
2003	Brandon Hawkins	352	13.0
2002	Brandon Hawkins	368	16.0
2001	Cory Powell	380	13.6
2000	Cory Powell	217	12.8
	Billy Landram	382	12.7
1999	Terrance Richmond	342	12.2
1998	Michael Quinney	410	15.8
1997	Olivier Saint-Jean	619	23.8
1996	Olivier Saint-Jean	431	17.2
1995	Brad Quinet	350	13.0
1994	Terry Cannon	403	14.9
1993	Daryl Scott	365	14.6
1992	Terry Cannon	221	13.0
	Jason Allen	249	9.6
1991	Terry Cannon	339	12.6
1990	Kenne Young	370	14.2
1989	Steve Haney	269	16.8
1988	Ricky Berry	702	24.2
1987	Ricky Berry	546	20.2
1986	Ricky Berry	521	18.6
1985	Matt Fleming	349	13.4
	Ward Farris	370	12.8
1984	Stony Evans	276	9.9
1983	Chris McNealy	541	19.3
1982	Chris McNealy	347	15.1
1981	Sid Williams	454	15.1
1980	Wally Rank	475	16.3
1979	Wally Rank	377	15.1
1978	Wally Rank	353	14.7
1977	Ken Mickey	430	14.8
1976	Ron Fair	412	15.3
1975	Pete Miller	405	14.0
1974	Ken Mickey	348	13.3
1973	Johnnie Skinner	414	16.6
1972	Don Strong	348	13.4
1971	Johnnie Skinner	466	18.6
1970	Coby Dietrick	442	19.2
1969	Darnell Hillman	353	15.3
1968	Coby Dietrick	363	14.5
1967	Steve Schlink	419	17.5
1966	S.T. Saffold	418	17.4
1965	S.T. Saffold	378	15.6
1964	S.T. Saffold	254	10.6
1963	Dennis Bates	296	12.3
1962	Dennis Bates	235	9.8
1961	Joe Braun	265	10.6
1960	Dennis Marc	266	10.6
	Vic Corl	264	11.5
1959	Ned Fitzgerald	297	12.3

1958	Eddie Diaz	354	13.6
1957	Eddie Diaz	392	15.7
1956	Tom Crane	290	11.6
1955	Carroll Williams	395	15.8
1954	Carroll Williams	460	17.0
1953	Lee Jensen	314	12.6
1952	George Clark	313	13.6
1951	Dean Giles	387	12.9
1950	Stu Inman	416	14.9

## REBOUNDING

Year	Player	Total	Avg.
2009	Chris Oakes	227	7.6
2008	Chris Oakes	181	7.2
	C.J. Webster	219	6.8
2007	Menelik Barbary	194	6.5
2006	Demetrius Brown	151	5.8
2005	Marquin Chandler	248	8.6
2004	Eric Walton	182	6.5
2003	Antonio Lawrence	143	6.2
2002	Marion Thurmond	238	7.4
2001	Darnell Williams	204	7.3
2000	Darnell Williams	259	8.6
1999	Will Trawick	229	8.2
1998	Marmet Williams	179	6.9
1997	Olivier Saint-Jean	229	8.8
1996	Roy Hammonds	188	6.3
	Olivier Saint-Jean	157	6.3
1995	Darren Greene	137	5.1
1994	Mike Brotherton	141	5.2
1993	Daryl Scott	160	6.4
1992	Kevin Logan	157	6.0
1991	Michael St. Julien	166	6.9
1990	Kenne Young	188	7.4
1989	Tony Farmer	81	5.1
1988	Dietrich Waters	243	8.4
1987	Reggie Owens	223	7.4
1986	Reggie Owens	234	8.7
1985	Reggie Owens	235	8.1
1984	Stony Evans	176	6.3
1983	Chris McNealy	263	9.4
1982	Chris McNealy	222	9.6
1981	Sid Williams	216	7.2
1980	Wally Rank	203	7.0
1979	Mickey Jackson	224	8.3
1978	Wally Rank	177	7.4
1977	Stan Hill	151	6.3
1976	Ron Fair	205	7.6
1975	Earl Hogue	212	7.6
1974	Ron Fair	162	6.2
1973	Dave Dockery	159	6.4
1972	Dave Dockery	204	8.2
1971	Pat Hamm	225	9.0
1970	Coby Dietrick	265	11.5
1969	Darnell Hillman	327	14.2
1968	Coby Dietrick	265	10.6
1967	Steve Schlink	199	8.3
1966	S.T. Saffold	253	10.6
1965	S.T. Saffold	226	9.4
1964	S.T. Saffold	226	9.4

1963	Dennis Bates	152	6.3
1962	Dennis Bates	235	9.8
1961	Joe Braun	176	10.6
1960	Dennis Marc	190	7.6
1959	Arney Lundquist	222	9.2
1958	Marv Branstrom	271	10.8
1957	Marv Branstrom	370	14.8
1956	Marv Branstrom	223	9.0
1955	Bud Hjelm	218	8.7
1954	Don Fausset	237	8.8
1953	Fred Niemann	286	11.0
1952	George Clark	376	16.3
1951	George Clark	289	9.6

## ASSISTS

Year	Player	Total	Avg.
2009	Justin Graham	142	4.7
2008	Justin Graham	76	2.9
2007	Jamon Hill	79	2.6
	Carlton Spencer	69	3.4
2006	Carlton Spencer	93	3.0
2005	Alex Elam	90	3.1
2004	Bim Okunrinboye	82	2.8
2003	Brandon Hawkins	76	2.7
2002	Brandon Hawkins	99	4.3
2001	Darnell Williams	64	2.3
2000	R.J. Powell	110	3.8
1999	Michael Quinney	108	3.9
1998	Marmet Williams	118	4.5
1997	Tito Addison	84	3.1
1996	Tito Addison	117	3.9
1995	Marmet Williams	70	2.6
1994	Lossie Mitchel	65	2.4
1993	Javier Zavala	72	3.0
1992	Trevor Pope	49	2.0
	Terry Cannon	45	2.6
1991	Charles Terrell	101	3.9
1990	Terry Cannon	73	2.8
1989	Rodney Scott	74	4.6
1988	Ricky Berry	113	3.9
1987	Reggie Owens	73	2.4
	Ricky Berry	68	2.5
1986	Ward Farris	89	3.3
1985	Michael Dixon	120	4.3
1984	Michael Dixon	155	5.5
1983	Michael Dixon	138	4.8
1982	Mike Moore	77	2.9
1981	Mike Mendez	143	4.8
1980	Mike Mendez	117	4.0
1979	Mike Mendez	162	6.0
1978	Frank Johnson	92	3.7
	Phil Davis	91	3.8
1977	Ken Mickey	203	7.0
1976	Ken Mickey	145	5.4
1975	Pete Miller	113	3.9
1974	Ken Mickey	128	4.9
1973	Eric Saulny	88	3.5
1972	Don Strong	68	2.7

# Single-Game Bests



## Scoring

Name	Opponent	Date	Points
1 Wally Rank	Sacramento State	Jan. 3, 1980	40
2 Adrian Oliver	Boise State	Feb. 7, 2009	37
Olivier Saint-Jean	Air Force	Feb. 13, 1997	37
Stan Hill	Sacramento State	Jan. 5, 1978	37
5 Ricky Berry	Pacific	Mar. 9, 1988	36
Coby Dietrick	San Diego State	Feb. 14, 1970	36
7 Olivier Saint-Jean	Wyoming	Feb. 22, 1997	35
Johnnie Skinner	Cal State-Los Angeles	Mar. 3, 1973	35
9 Brandon Hawkins	Nevada	Dec. 27, 2001	34
Brad Quinet	Cal State Fullerton	Feb. 18, 1995	34
Ricky Berry	New Mexico State	Feb. 27, 1986	34
Chris McNealy	Loyola Marymount	Dec. 22, 1982	34
13 Marquin Chandler	Rice	Jan. 29, 2005	33
Billy Landram	South Florida	Dec. 22, 1999	33
Olivier Saint-Jean	Colorado State	Jan. 25, 1997	33
Johnnie Skinner	Purdue	Dec. 21, 1971	33
17 Marquin Chandler	Hawai'i	Feb. 5, 2005	32
Olivier Saint-Jean	San Diego State	Feb. 1, 1997	32
Ricky Berry	Utah State	Feb. 28, 1988	32
Ricky Berry	Missouri	Dec. 28, 1988	32
Ricky Berry	UNLV	Jan. 4, 1986	32
Sid Williams	Long Beach State	Feb. 12, 1981	32
Wally Rank	California	Dec. 22, 1977	32
Stu Inman	Cal Poly-San Luis Obispo	Feb. 18, 1949	32
Don McCaslin	San Francisco State	1945	32
26 Adrian Oliver	San Francisco	Dec. 22, 2008	31
Terrance Richmond	Montana	Dec. 5, 1998	31
Michael Quinney	TCU	Feb. 7, 1998	31
Olivier Saint-Jean	Wyoming	Jan. 23, 1997	31
Roy Hammonds	Pepperdine	Dec. 23, 1996	31
Ricky Berry	UC Irvine	Jan. 16, 1988	31
Ricky Berry	UC Santa Barbara	Jan. 22, 1987	31
Ricky Berry	New Mexico State	Feb. 6, 1986	31
Wally Rank	Humboldt State	Jan. 3, 1979	31
Bill Clegg	Pepperdine	Jan. 14, 1967	31
36 Brandon Hawkins	Mount Saint Mary's	Dec. 22, 2001	30
Darnell Williams	SMU	Feb. 18, 2001	30
Olivier Saint-Jean	Tulsa	Feb. 10, 1997	30
Sam Allen	Cal State Fullerton	Mar. 3, 1996	30
Olivier Saint-Jean	UC Irvine	Feb. 29, 1996	30
Olivier Saint-Jean	Utah State	Feb. 8, 1996	30
Ricky Berry	Washington State	Dec. 21, 1985	30
Chris McNealy	Pacific	Jan. 6, 1983	30
Ron Fair	Portland State	Dec. 22, 1975	30
Ken Mickey	Santa Clara	Jan. 5, 1974	30
Coby Dietrick	Cal State Hayward	Dec. 6, 1967	30
S.T. Saffold	Saint Mary's	Mar. 5, 1966	30
Carroll Williams	Loyola (Calif.)	Jan. 22, 1955	30

## Number of Games Scoring

### 30 or More Points


1. Ricky Berry	9
2. Olivier Saint-Jean	8
3. Wally Rank	3
4. Marquin Chandler	2
Coby Dietrick	2
Brandon Hawkins	2
Chris McNealy	2
Adrian Oliver	2
Johnnie Skinner	2
10. Sam Allen	1
Bill Clegg	1
Ron Fair	1
Roy Hammonds	1
Stan Hill	1
Stu Inman	1
Billy Landram	1
Don McCaslin	1
Ken Mickey	1
Brad Quinet	1
Michael Quinney	1
Terrance Richmond	1
S.T. Saffold	1
Carroll Williams	1
Darnell Williams	1
Sid Williams	1



Wally Rank




Ricky Berry



Olivier Saint-Jean



Marquin Chandler



Coby Dietrick



Brandon Hawkins



Chris McNealy



Adrian Oliver



# Single-Game Bests

## Rebounding

Name	Opponent	Date	Rebounds
1 Marv Branstrom	Arizona State	Dec. 4, 1956	28
2 George Clark	Oregon	Jan. 3, 1952	27
3 Darnell Hillman	Nevada-Reno	Dec. 9, 1968	23
4 Chris McNealy	Utah	Dec. 7, 1982	22
Coby Dietrick	Pepperdine	Mar. 2, 1968	22
Marv Branstrom	Arizona State	Dec. 28, 1957	22
7 Coby Dietrick	Idaho State	Dec. 27, 1969	21
Darnell Hillman	Connecticut	Dec. 28, 1968	21
Fred Niemann	St. Mary's (Calif.)	Jan. 20, 1953	21
10 Pat Hamm	Fresno State	Feb. 20, 1970	20

## Assists (Since 1976)

Name	Opponent	Date	Assists
1 Ken Mickey	Illinois State	Jan. 12, 1977	17
2 Justin Graham	Northern Colorado	Dec. 20, 2008	13
Ricky Berry	Idaho	Dec. 28, 1985	13
4 Tito Addison	Nevada	Feb. 10, 1996	12
Mike Mendez	UC Santa Barbara	Feb. 19, 1981	12
Mike Mendez	UC Santa Barbara	Jan. 18, 1979	12
Ken Mickey	Cal State Fullerton	Feb. 26, 1977	12
Ken Mickey	Long Beach State	Feb. 5, 1977	12
Ken Mickey	Pacific	Feb. 28, 1976	12
10 Marmet Williams	San Diego State	Jan. 29, 1998	11
Michael Dixon	Long Beach State	Jan. 23, 1984	11
Michael Dixon	UC Santa Barbara	Jan. 22, 1983	11
Mike Mendez	Stanford	Nov. 27, 1978	11
Ken Mickey	Long Beach State	Mar. 6, 1977	11
Ken Mickey	Illinois	Dec. 8, 1976	11
16 Julian Richardson	Long Beach State	Dec. 5, 2005	10
Alex Elam	Rice	Jan. 29, 2005	10
Brandon Hawkins	UTEP	Jan. 31, 2002	10
Brandon Hawkins	Notre Dame De Namur	Dec. 18, 2001	10
R.J. Powell	BYU	Feb. 20, 1999	10
Charles Terrell	UNLV	Jan. 31, 1991	10
Tom Desiano	Fresno State	Mar. 8, 1989	10
Ontario Johnson	UC Irvine	Jan. 2, 1986	10
Michael Dixon	Fresno State	Mar. 2, 1985	10
Michael Dixon	Pacific	Feb. 3, 1985	10
Michael Dixon	Pacific	Jan. 6, 1983	10
Mike Moore	U.S. International	Jan. 8, 1982	10
Mike Mendez	Pacific	Feb. 28, 1979	10
Mike Mendez	UC Santa Barbara	Feb. 15, 1979	10
Grover Brown	Long Beach State	Jan. 20, 1979	10
Ken Mickey	San Diego State	Mar. 5, 1977	10
Ken Mickey	UC Santa Barbara	Mar. 2, 1977	10
Pete Miller	DePaul	Dec. 19, 1974	10

## Number of Games 20 or More Rebounds


1. Marv Branstrom	2
Coby Dietrick	2
Darnell Hillman	2
George Clark	1
Pat Hamm	1
Chris McNealy	1
Fred Niemann	1




Marv Branstrom

## Number of Games 10 or More Assists

1. Ken Mickey	8
2. Michael Dixon	5
Mike Mendez	5
4. Brandon Hawkins	2
5. Tito Addison	1
Ricky Berry	1
Grover Brown	1
Tom Desiano	1
Alex Elam	1
Justin Graham	1
Ontario Johnson	1
Pete Miller	1
Mike Moore	1
R.J. Powell	1
Julian Richardson	1
Charles Terrell	1
Marmet Williams	1



Coby Dietrick



Darnell Hillman



Michael Dixon



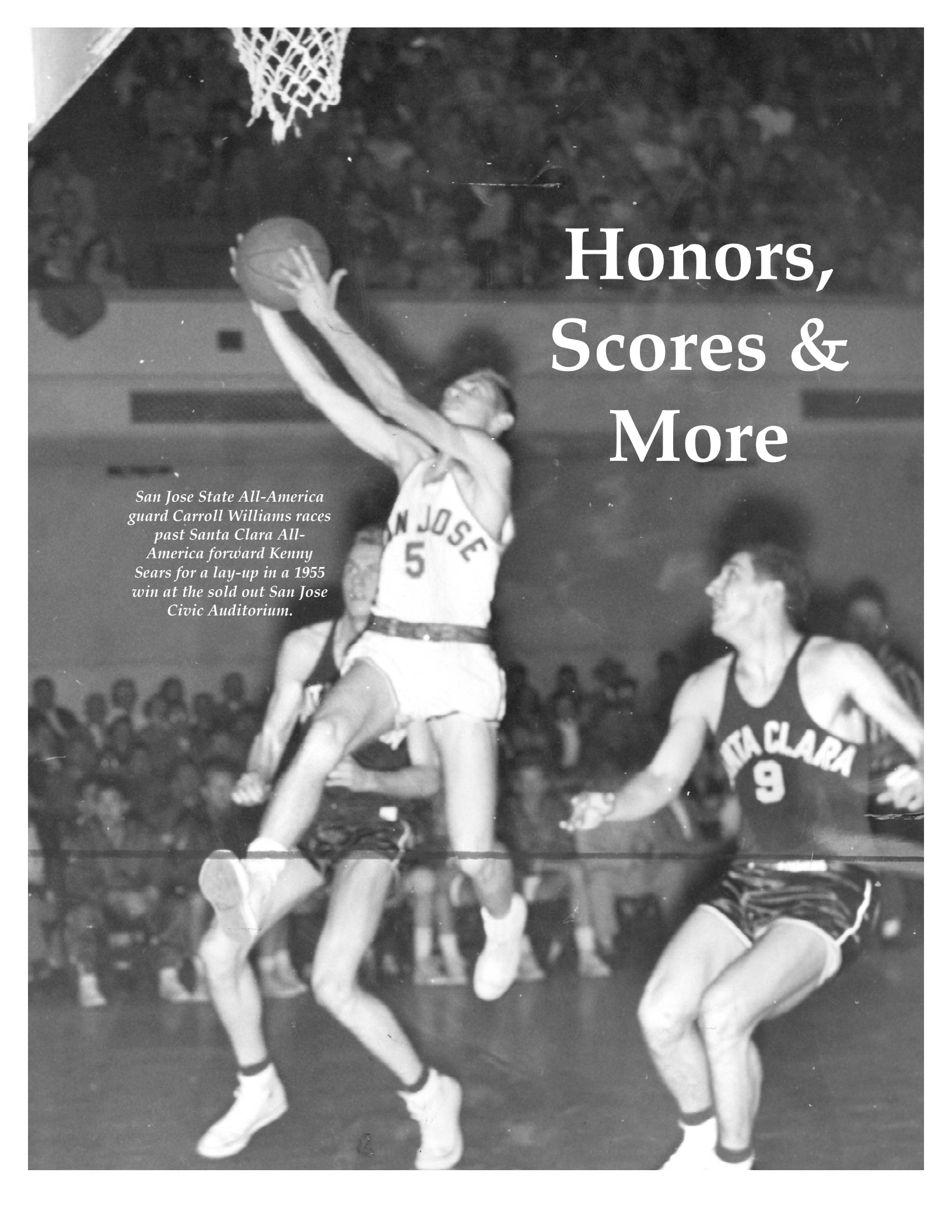
Mike Mendez



Brandon Hawkins



Ken Mickey



# Honors, Scores & More

*San Jose State All-America guard Carroll Williams races past Santa Clara All-America forward Kenny Sears for a lay-up in a 1955 win at the sold out San Jose Civic Auditorium.*



# Letterwinners

## -A-

Abbott, Bill, F - (1952, 53)  
 Adamson, Jan, C/F - (1971, 72, 73)  
 Adcock, Clifton - (1929)  
 Addison, Tito, G - (1995, 96, 97)  
 Adkins, Doug, G - (1973)  
 Albaugh, Glen, F - (52)  
 Allen, Art, C - (48)  
 Allen, Jason, F - (1991, 92, 93, 94)  
 Allen, John, G - (1939, 40, 41)  
 Allen, Sam, F - (1996)  
 Alvarez, Moises, G - (2002, 03)  
 Anderson, Ed, G - (1949)  
 Anderson, Webb, F - (1943)  
 Anderson, William - (1939)  
 Andrade, Rudy, F - (1940)  
 Andreas, Al, G - (1959, 1961)  
 Arnerich, Frank, G - (1939)  
 Arnerich, Lawrence - (1934, 35, 36)  
 Arrendondo, Angelo - (1945)  
 Ashmore, Bill, C/F - (1977)  
 Avina, Jack, G - (1951, 52)

## -B-

Bachman, Milton - (1940)  
 Bacon, Jahi, G - (1995, 96)  
 Badger, Milo - (1945)  
 Baker, Kweli, F - (1995)  
 Baptiste, Duane, F - (1951, 52)  
 Barbary, Menelik, C - (2006, 07)  
 Barnes, Vance, G - (1960, 61, 62)  
 Barrett, Pat, G - (1975)  
 Bates, Dennis, F - (1961, 62, 63)  
 Batiste, Troy, G - (1990)  
 Beachman, Milt - (1940)  
 Belden, John, F - (1950)  
 Bendeich, Charles, C - (1939)  
 Berry, Bob, G - (1939)  
 Berry, Ricky, G/F - (1986, 87, 88)  
 Berta, Steve, F - (1969)  
 Beutler, Bruce, C - (1965)  
 Biddle, David - (1934, 1935)  
 Biglen, Jack, G - (1953)  
 Black, Dennis, G - (1975)  
 Black, Gary, F/G - (2002)  
 Bloom, Eric, G - (2005)  
 Blunt, Kevin, C - (2000)  
 Boe, Brent, F - (1998)  
 Boggs, Guin, G - (1963, 66)  
 Bondanza, Bob, G - (1954, 55)  
 Borg, Paul - (1942)  
 Borhesani, Bob, C - (1955, 56)  
 Bostock, Norm, G - (1960, 61)

Bowland, Kevin, G - (1982, 83)  
 Bowman, Cecil - (1936)  
 Boyle, John, F - (1939)  
 Boysen, Don, F - (1941, 42)  
 Brady, Dick, F - (1952, 53, 54)  
 Brady, Pete, F - (1956)  
 Branstrom, Marv, C - (1956, 57, 58)  
 Braun, Joe, C - (1961, 62)  
 Brennan, Jim, G - (1966)  
 Breuer, Cas - (1943)  
 Brooks, Andre, G - (1990, 91)  
 Brotherton, Mike, F/C - (1991, 93, 94, 95)  
 Brown, Demetrius, F - (2004, 06)  
 Brown, Grover, G - (1979)  
 Brown, Jonathan, G - (1982)  
 Brunber, Bill, G - (1954)  
 Buggs, Kevin, G - (2007)  
 Burgos, Buster, G - (1954)  
 Burriesci, Sal, G - (1953)  
 Byrd, David, G - (1980, 81)

## -C-

Caballero, Oliver, C - (2008)  
 Caccitti, Remo - (1934, 1935)  
 Calvert, Phil, G - (2002, 04)  
 Campbell-Hall, LaRon, G - (1996)  
 Cancilla, Pete, G - (1939)  
 Cannon, Terry, G - (1990, 91, 92, 94)  
 Carlisle, Phil, F/C - (1974)  
 Carmichael, John, C - (1965)  
 Carpenter, Arthur - (1937, 38)  
 Carpenter, Craig, G - (1962, 63)  
 Carpenter, Rick, G - (1966, 67)  
 Carroll, Frank - (1937, 38)  
 Carruth, Hal, F - (1939, 40, 41)  
 Carter, Stu, F - (1940, 41, 42)  
 Cartwright, Ernie - (1945)  
 Cassell, Bruce, G - (1961)  
 Chandler, Marquin, F - (2004, 05)  
 Chapman, Bob, F - (1959, 60)  
 Chrisco, Bob, F - (1955, 56)  
 Christiansen, Bob, G - (1967)  
 Citta, Gene, G - (1962, 63)  
 Clark, Craig, C - (1997)  
 Clark, Elwood - (1942, 43)  
 Clark, George, C - (1950, 51, 52)  
 Clayton, Tom, F - (1973)  
 Clayton, Thomas, G - (1992)  
 Clegg, Bill, F - (1965, 66, 67)  
 Coleman, Carl - (1930)  
 Collins, Ben, G - (2000)  
 Columbo, Angelo - (1942, 43)  
 Concannon, Bart - (1933, 34, 35)

Copeland, Gavin, G/F - (1993)  
 Corl, Vic, G - (1960, 1961)  
 Countryman, Norman - (1931, 32, 33)  
 Cozad, Jared, G - (2006)  
 Craig, Elmer, G - (1951, 1952)  
 Crampton, Chuck, F - (1949, 50, 51)  
 Crane, Tom, G - (1954, 55, 56)  
 Crawford, William - (1935, 36, 37)  
 Crowe, Robert, F - (1949, 50, 51)  
 Crowley, Bill, F - (1941)  
 Crump, Philip, G - (1991)  
 Cruze, Jim, F - (47, 48, 49)

## -D-

Dahl, Rolf, F - (1962)  
 Dalbey, Art, C - (1960)  
 Daniels, Dwain, G - (1987, 88, 89, 90)  
 Darnell, Rick, C - (1975)  
 Davis, Phil, G - (1977, 78)  
 Davis, Ryan, G - (2002)  
 De La Nuez, Alfonso, G - (1992)  
 Deming, Lee, F - (1951, 52)  
 Denevi, Pete, G - (1948)  
 Denzer, Clarence, C - (1966)  
 Denzer, Dee, C - (1967)  
 DeSelle, Melvin - (1934, 35, 36, 37)  
 DeShong, Lee, F - (1968, 69)  
 Desiano, Tom, G - (1989, 90)  
 Diaz, Eddie, G - (1956, 57, 58)  
 Diedricksen, Roy, F - (1941, 42, 43)  
 Dietrick, Coby, F - (1968, 69, 70)  
 Dixon, Michael, G - (1982, 83, 84, 85)  
 Dockery, Dave, F - (1970, 72, 73)  
 Dolin, Darrell, F - (1963)  
 Donnelly, Bill, G - (1941)  
 Downs, David - (1933, 34, 35, 36)  
 Drexel, Karl - (1935, 36)  
 Dunasky, Al, F - (1953)  
 Dunlap, Robert, C - (1990, 91, 92)  
 Duran, Robin, G - (1966, 67, 68)

## -E-

Eames, Steve, F - (1968)  
 Edwards, Don, F - (1952, 53)  
 Edwards, Harry, C - (1962, 63, 64)  
 Egans, David, G - (2000)

Egeland, Gil, F - (1956, 57, 58)  
 Elam, Alex, G/F - (2005, 06)  
 Embree, Jim, C - (1958, 59, 60)  
 Enzensperger, Bob, C - (1947, 48, 49, 51)  
 Erceg, John, F - (1955, 56)  
 Erickson, Keith, F - (1966)  
 Eubanks, Gary, G - (1976)  
 Evans, Oliver - (1930)  
 Evans, Bobby, G - (1983, 84, 85, 87)  
 Evans, Stony, F - (1984, 85)  
 Everage, Keith, F - (2003)

## -F-

Fair, Mike, C - (1974)  
 Fair, Ron, C/F - (1974, 75, 76)  
 Farmer, Tony, F - (1988)  
 Farris, Ward, G - (1982, 84, 85, 86)  
 Fausse, Don, C - (1954)  
 Ferrante, Roberto, F - (1979)  
 Figone, Ernie, F - (1940)  
 Filice, Pete, F - (1941, 43)  
 Fitzgerald, Ned, F - (1958, 59)  
 Flake, Jim, G - (1941)  
 Flattley, Merle, F - (1954)  
 Fleming, Kevin, F - (2006, 08)  
 Fleming, Matt, F - (1984, 85)  
 Ford, George, C/G - (1940)  
 Fowler, Donald - (1930, 31)  
 Francis, Jim - (1933)  
 Frenchwood, Joe, G - (1992)  
 Friar, Steve, F - (1976)  
 Fulton, Ralph - (1936)

## -G-

Gainza, Dave, G - (1971, 72)  
 Gamboa, Willie - (1942, 43)  
 Gamulin, Jack, F/G - (1973, 74)  
 Garcia, Elbert - (1937, 38)  
 Gardiner, Andrew, F - (1991, 92, 93, 94)  
 Gardner, Tyree, G - (2005, 06)  
 Garrett, Mike, G - (2000, 01)  
 George, Cecil - (1931, 32, 33)  
 Gibson, Frank - (1933, 34)  
 Giles, Dean, F - (1949, 50, 51)  
 Gleason, Jack, G - (1965, 66)  
 Goins, Darion, G - (2007)  
 Gooch, Rocky - (1970)  
 Goodell, Earl - (1929, 31, 32)  
 Goodere, Jeff - (1964)  
 Goodwin, Ray, F - (1955, 56)  
 Graham, Arthur, C/F - (1980)  
 Graham, Justin, G - (2008, 09)  
 Granucci, David, C - (2001, 02)  
 Graves, Al - (1970)  
 Gray, Bill, F - (1974)



# Letterwinners



Green, Harvey, F - (1955)  
Greene, Darren, F - (1993, 94, 95, 96)  
Gresham, Gary, C - (1962, 64, 65)  
Griffin, Eric, F - (1999, 00)  
Griffith, Glen, C - (1954)  
Griggs, Bob - (1964)  
Groskopf, Irving, C - (1940)  
Groves, Dick, F - (1968, 69)  
Guenther, Chris, G - (1969, 70)  
Gugat, Rich - (1964)  
Guilbeaux, Kareem, G - (2003, 04, 05)  
Gwartney, John, G - (1962)

## -H-

Hagen, Bob, F - (1947, 48, 49)  
Hague, George - (1933)  
Hale, Bobby, G - (1968)  
Hamilton, Guy, G - (1973)  
Hamm, Pat, F - (1969, 70, 71)  
Hammonds, Roy, F - (1994, 95)  
Haney, George - (1937, 38)  
Haney, Steve, G - (1988)  
Hansen, Tommy, F - (1957)  
Hardy, Charles, G - (1955)  
Harris, Denny, F - (1954, 57, 58)  
Hawkins, Brandon, G - (2002, 03)  
Haynes, Tracy, G/F - (1976, 77, 78)  
Helbush, Bill, G - (1941, 42)  
Henry, C. - (1959)  
Hicks, Gary, F/C - (1974)  
Higgins, Bill, C - (1965)  
Hill, Jamon, G - (2007, 08)  
Hill, Ray, G - (1974)  
Hill, Stan, C - (1977, 78)  
Hillman, Darnell, C - (1969)  
Hite, Rick, G - (1997)  
Hjelm, Bud, C - (1953, 54, 55)  
Hodgson, Hamilton, F - (1938, 39)  
Hodgson, Newt, F/C - (1953)  
Hogue, Earl, F/G - (1974, 75, 76)  
Hokyo, Dave, G - (1973)  
Holloway, Lance, F - (2006, 07, 08)  
Holmberg, Malcolm - (1934, 36)  
Holman, Tim, G - (1967, 68, 69)  
Holmes, Ted, G - (1947)  
Holt, Bryan, G - (1985)  
Hood, Al, F - (1954, 55)  
Hooton, George - (1945)  
Hope, Bill, C - (1940)  
Howard, C.J., G - (1969, 70, 72)  
Hubbard, Bill - (1929)

Hubbard, Wesley - (1934)  
Hughes, Chuck, C - (1947, 48)  
Hunter, Ivory Joe, G - (1992)

## -I-

Inman, Stu, G/F - (1947, 48, 49, 50)  
Isenberger, Melvin - (1934, 35, 36)

## -J-

Jackson, Lloyd - (1933)  
Jackson, Mickey, F - (1979, 80)  
Jancsi, Al, G - (1963, 64)  
Jang, Brian, G - (1993)  
Jenkins, James, F - (2002)  
Jensen, Lee, G - (1951, 52, 53)  
Johnson, Frank, G - (1977, 78)  
Johnson, Johnny, F - (1989)  
Johnson, Ontario, G - (1985, 86)  
Johnson, Ralph - (1937, 38)  
Johnson, Richard - (1935, 36)  
Johnson, Thayer, F - (1952)  
Jones, Darryl, G/F - (1982)  
Jung, Eugene - (1930, 31)

## -K-

Kalas, Oldrich - (1930, 31, 32)  
Kane, John, F - (1948)  
Kearns, Lloyd, G - (1962, 63)  
Keating, John, G - (1965, 66, 67)  
Keeley, Warner, C/G - (1939, 40)  
Keene, George, F - (1948)  
Kennett, Brad, F - (1998, 99)  
Kerchen, Donovan - (1931)  
King, George, F - (1954, 55, 56)  
Kinzie, Bill - (1964)  
Kmetovic, Fred, C - (1941)  
Konrad, Pete, F - (1965)  
Kotta, Gus, F - (1939, 40)

## -L-

Labetich, Ron, G - (1963, 64, 65)  
Landram, Billy, F - (2000, 01)  
Lamson, Bill, F - (1954, 55)  
Larson, Bob, C - (1958)  
Lathos, Tom, F - (1941)  
Lawrence, Antonio, F - (2003)  
Laws, Aubrey - (1929)  
Lazer, Charles - (1945)  
Laznibat, John - (1930, 31, 32)  
Lefever, Bud, F - (1968)  
Leibrandt, Henry - (1932, 33, 34)  
Lenzen, Brian, G - (1977)  
Leslie, Wallace - (1931)

Lewis, Bill, G - (1939)  
Lilly, Brett, F - (2003, 04)  
Lindsey, Fred, G - (1941)  
Lindstedt, Daniel - (1930)  
Linsten, Bob, F - (1963)  
Lister, Bob, C - (1961)  
Locatelli, Andy, G - (1955)  
Logan, Kevin, F - (1990, 91, 92, 93)  
Lovell, Glen, F - (1952)  
Lowden, Tom, F - (1957)  
Lowe, Ron, G - (1978)  
Lowery, Thomas, F - (1997)  
Lundquist, Arney, C - (1957, 58, 59)  
Lundquist, Justin - (1940)  
Luque, James - (1936, 37, 38)

## -Mc-

McCaslin, Don, F - (1945, 49, 50)  
McConnell, Don, F - (1966, 67, 68)  
McConnell, Porter - (1943)  
McCullough, Shane, G - (1990)  
McCullough, Shawn, G - (1998, 99)  
McFadden, Michael, G - (2004, 2005)  
McFarland, Bill - (1945)  
McGrath, Joe, G - (1959, 60)  
McKean, Steve, G - (1968, 69, 70)  
McKnight, Brad, F - (1995)  
McKoy, Geary, G - (1977, 78)  
McNealy, Chris, F - (1981, 82, 83)  
McPeak, Rod, F - (1954)  
McPherson, Craig, F - (1989)  
McPherson, Walt, F - (1936, 37, 38)  
McTighe, Tom, F - (1981)

## -M-

Maestri, Frank, G - (1940)  
Magetti, Ed, F - (1947)  
Main, Richard - (1937)  
Maloney, Thomas - (1929, 30)  
Malkin, Dave, G - (1968, 69)  
Mann, Dennis - (1937)  
Manumaleuna, Frank, F - (1979)  
Marc, Dennis, C - (1960)  
Marcipan, Jack - (1945)  
Marks, Ernest, G - (1948)  
Marshall, Greg, F - (1989)  
Marshall, Tom - (1933)  
Martin, Frank, G - (1982, 83)  
Martinet, Pierre - (1943)  
Martinez, Tony - (1936, 37, 38)

Mathiesen, Martin - (1931, 32, 33)  
Matthews, Larry, G - (1953)  
Melhoff, Wilmer - (1945)  
Mendez, Mike, G - (1978, 79, 80, 81)  
Mercer, John, F - (1962)  
Mertens, Maik, C - (1998, 99)  
Meyer, Jim, C - (1967, 68)  
Mickey, Ken, G - (1974, 76, 77)  
Miller, Pete, G - (1974, 75)  
Miller, Ross, F - (1994, 95)  
Misko, Matt, C - (2005, 06)  
Mitchel, Lossie, G - (1993, 94)  
Mitchell, Fred, G - (1960)  
Moore, Jim, F - (1940, 45)  
Moore, Maurice, G - (2003, 04)  
Moore, Michael, G - (1981, 82)  
Morati, Dino - (1938)  
Morgan, Junior, C - (1947, 48, 49, 50)  
Morgan, Kerlin, F - (1947, 48)  
Mortara, Steve, G - (1969, 70)  
Morton, Nat, F - (1940)  
Murray, Shaun, F/C - (1998, 99)  
Murrey, Doug, G/F - (1978, 79, 80, 81)

## -N-

Newell, Pete, F - (1964, 65, 66)  
Newlove, Al, G - (1940)  
Niemann, Fred, C - (1953, 56)  
Norwood, Keith, F - (1983, 84)  
Nose, Hank, G - (1956)  
Nye, Bob, G - (1962)  
Nyquist, Buzz, F - (1969, 70)

## -O-

Oakes, Chris, C - (2008, 09)  
O'Brien, Mike, G - (1959)  
O'Brien, Ron, G - (1952)  
Okunrinboye, Bim, G - (2001, 02, 03, 04)  
Oliver, Adrian, G - (2009)  
Olson, Charles - (1936)  
Olson, Marvin - (1936)  
Olson, Milford - (1932)  
O'Mohundro, Don, F - (1961)  
Orndorff, Don, F/C - (1972, 73, 75)  
Owens, Reggie, F - (1985, 86, 87)  
Owens, Robert, G - (2009)

## -P-

Palmer, Russ, F - (1973, 74, 75)  
Parrott, Don, F - (1956)  
Pasquinelli, Art, G - (1957, 58)



# Letterwinners

Paul, Dave, F - (1971)  
 Paullus, Earl, G - (1941)  
 Perez, Carlos, C/F - (1963)  
 Perry, Anthony, G - (1986, 87, 88)  
 Perry, John, G - (1957)  
 Peterson, Greg - (1964)  
 Peterson, Mac, G - (2008, 09)  
 Phiifer, Paul, F - (1982, 83)  
 Pierce, Tim, F - (2007, 08, 09)  
 Pifferini, Bob, G - (1947)  
 Piller, Roger, F - (1960)  
 Pope, Trevor, G - (1962)  
 Ponti, Norm, C - (1954, 55)  
 Powell, Art, F - (1957)  
 Powell, Cory, F - (2000, 01)  
 Powell, R.J., G - (1999, 2000)  
 Prescott, Stedman, F - (1950, 51)  
 Preston, Junior, G - (1999)  
 Pritchett, Sly, G - (1978)  
 Pruitt, Isaja, F - (1973)  
 Puou, George, F - (1984, 85, 86, 87)  
 Puzar, Mike, C - (1989)  
 Pyle, Milt, G - (1939)

**-Q-**

Quinet, Brad, G - (1995, 97)  
 Quinn, Rick, F/G - (1976, 77)  
 Quinney, Michael, G - (1998, 99)

**-R-**

Radunich, William, F - (1938)  
 Rank, Wally, F - (1977, 78, 79, 80)  
 Rano, Denny, G - (1957, 58)  
 Rapp, Howard, G - (1953, 54)  
 Rea, Paul - (1932)  
 Reason, Jimmy, F/C - (1982)  
 Reed, Sam - (1929)  
 Reeser, Larry, G - (1959)  
 Reich, Terry, G - (1967)  
 Rhode, Jim, C - (1955)  
 Richardson, Julian, G - (2006, 07)  
 Richmond, Terrance, G - (1999)  
 Riordan, Jack - (1937, 38)  
 Robertson, Bill, F - (1961, 62, 63)  
 Robinson, Bert - (1943)  
 Robinson, Ivan, C - (1947)  
 Robinson, Tim, G - (1969, 70)  
 Robinson, Vic, G - (1941, 42)  
 Romero, Ralph, G - (1947, 48, 49, 50)  
 Romine, Dick, F - (1961)  
 Rose, Robert - (1938)  
 Rowley, Jack, F - (1956, 57)  
 Russo, John, G - (1979, 80)

Ryan, Gary, G - (1960, 61)  
 Rye, Don, G - (1957, 58)

**-S-**

Saffold, S.T., F - (1964, 65, 66)  
 Saint-Jean, Olivier, G/F - (1996, 97)  
 Sanchez, Manuel - (1938)  
 Sanders, Ben, G - (1999, 00)  
 Saulny, Eric, G - (1973)  
 Saunders, Ed, G - (1980, 81)  
 Schilleci, Paul, C - (1979)  
 Schlink, Steve, F - (1965, 66, 67)  
 Schorr, Mort, G - (1950, 51, 52)  
 Schwendinger, Dick, G - (1953, 56)  
 Scott, Bob, C - (1968, 69)  
 Scott, Daryl, C - (1990, 92, 93)  
 Scott, Rodney, G - (1987, 88)  
 Scott, Wesley - (1934)  
 Seandel, Aaron, G - (1949)  
 Shaw, Tony, G/F - (1979)  
 Sheehan, Pete, G - (1967)  
 Shepard, Bill - (1945)  
 Shepherd, Les, G - (1993, 94)  
 Sheppard, Robert - (1945)  
 Siebert, Menno, C - (1941)  
 Simon, Al, G - (1959)  
 Simon, Herb, G - (1986)  
 Simpson, Mel, F - (1963, 64)  
 Sims, Eddie, C/F - (1963)  
 Sincock, Steve, F - (1976, 77)  
 Skillern, Ray, G - (1961)  
 Skinner, Johnnie, G - (1971, 72, 73)  
 Slattery, Treacy, F - (1939)  
 Smersfelt, Hal, F - (1939, 40)  
 Smith, Bill - (1943)  
 Smith, Dennis, G - (1965)  
 Smith, Haven - (1937, 38)  
 Smith, Justonn, G - (2006, 07)  
 Smith, Kenny, F - (2006)  
 Sonnenberg, Scott - G (2001, 03)  
 Sonntag, Hal, F - (1942, 43, 47)  
 Sorensen, Kris, F - (1971)  
 South, Bobby, G - (1947, 48)  
 Spence, Jim, F - (1968)  
 Spencer, Carlton, G - (2006, 07)  
 St. Julien, Michael, F - (1991)  
 Stack, Brian, F - (1947, 48)  
 Staley, Wayne - (1942, 43)  
 Steinbach, Bob, F - (1953, 54)  
 Stevens, Mike, C - (1975)  
 Stevens, Robert - (1931)  
 Stevenson, Wes, G - (1947)  
 Stokes, Bert - (1941)  
 Strong, Don, G - (1972)  
 Sturz, Charles, G - (1940, 41,

42)  
 Sullivan, Dan, F/G - (1979, 80)  
 Svoboda, Jan, F - (1987, 88, 89)  
 Swarbrick, Steve, C - (1976, 77, 79, 80)

**-T-**

Tanner, Mark, G - (1976)  
 Tarrants, Frank, C - (1964, 65, 66)  
 Taylor, B. - (1943)  
 Taylor, G - (1929)  
 Taylor, Judson - (1934, 35)  
 Taylor, Rich, F/C - (1995, 96, 97)  
 Taylor, Robert, F - (1943, 47)  
 Terrell, Charles, G - (1990, 91)  
 Texdahl, Don, F - (1941)  
 Thomas, DeVonte, F - (2006, 07, 08, 09)  
 Thomas, Gerald, C - (1984, 86, 87, 88)  
 Thomas, Ivor - (1938)  
 Thomas, Kevin, F - (1981, 82)  
 Thomas, Lloyd, G - (1939)  
 Thomason, Bob, F - (1949, 50)  
 Thurmond, Marion, C - (2001, 02)  
 Titchenal, Bob, C - (1939)  
 Tornell, Deward, G - (1939, 40, 41)  
 Trawick, Will, F/C - (1998, 99)  
 Tribble, Ron, G - (1969)  
 Tueller, Dallas - (1933)

**-U-**

Urhhammer, Dick, C - (1939, 40, 41)  
 Ulrey, Buzz, G - (1958, 59)  
 Uthoff, Ed, C - (1981, 82, 83)

**-V-**

Vagts, Adam - (1930, 1931)  
 Valentine, Andre, G/F - (2001, 02)  
 Veasey, Bernie, F - (1968, 69, 70)  
 Vinson, Greg, C - (1982, 83)

**-W-**

Wacholz, Stan, F - (1952, 53, 54)  
 Wagner, George, F - (1956, 57, 58)  
 Walker, Dan, G - (1970, 71, 72, 73)  
 Walton, Eric, F/C - (2003, 04)  
 Ward, Ron, F/G - (1977)  
 Warner, Dwayne, F - (1982, 83)  
 Wasserburger, Mike, G - (1990, 91)

Washington, Willie, F - (1947)  
 Waterman, Jim, F - (1947)  
 Waters, Dietrich, C - (1986, 87, 88)  
 Watson, Burt - (1937)  
 Watson, Donta, G - (2005)  
 Watson, Vic, G - (1983)  
 Webb, Mike, F/G - (1970, 72, 73)  
 Webster, C.J., F - (2008, 09)  
 Weck, Daniel - (1945)  
 Welch, Jack - (1945)  
 West, Jim, C - (1949)  
 West, Keith, G - (2003)  
 Whelihan, Jim, F - (1959, 60)  
 White, Cheo, G - (2005)  
 Wilborn, Terence, F - (1995)  
 Williams, Atiba, G - (1993, 94)  
 Williams, Carroll, G - (1953, 54, 55)  
 Williams, Carter, C - (1959)  
 Williams, Darnell, F - (2000, 01)  
 Williams, Eric, G - (1984)  
 Williams, George, F - (1988)  
 Williams, John, G - (2009)  
 Williams, Marmet, G - (1995, 96, 97, 98)  
 Williams, Sid, F/C - (1978, 79, 80, 81)  
 Wilson, Billy, C/G - (1947, 48, 49, 50)  
 Wilson, Danny, G - (1957)  
 Wilson, Kyle, G - (2004)  
 Wilson, Wynn, G - (1975)  
 Wing, Eddie - (1934, 35, 36)  
 Woffington, John, G - (1941)  
 Wolfe, Don - (1943)  
 Woodfin, Ray, G - (1968, 69)  
 Wooldridge, Kerry, F - (2007)  
 Wright, DaShawn, G - (2008, 09)  
 Wuesthoff, Bob, G - (1947, 48, 49, 50)  
 Wunker, Swift, F - (1948)  
 Wyatt, Herm, C - (1953, 57)  
 Wyatt, Lance, F/C - (1984, 85, 86)

**-Y-**

Yonge, Bill, G - (1961, 62, 63)  
 Young, Kenne, F/C - (1988, 90)

**-Z-**

Zavala, Javier, G - (1993, 94)  
 Zeigler, Mitchell, F - (1972)  
 Zemanek, M. - (1942, 43)  
 Zimmerman, Leroy, C - (1938, 39)

## ALL-CONFERENCE

### First Team

1946-47 .....Chuck Hughes, C  
 1947-48 .....Chuck Hughes, C  
 .....Stu Inman, F  
 1948-49 .....Bob Hagen, F  
 .....Stu Inman, F  
 1949-50 .....Stu Inman, F  
 .....Bob Wuesthoff, G  
 1953-54.....Carroll Williams, G  
 1954-55.....Carroll Williams, G  
 1964-65 .....S.T. Saffold, F  
 1965-66.....S.T. Saffold, F  
 1968-69 .....Darnell Hillman, F  
 1972-73 .....Johnnie Skinner, G  
 1975-76 .....Ken Mickey, G  
 1976-77 .....Ken Mickey, G  
 1979-80 .....Wally Rank, F  
 1980-81 .....Sid Williams, F/C  
 1981-82 .....Chris McNealy, F  
 1982-83.....Chris McNealy, F  
 1985-86.....Ricky Berry, F/G  
 1986-87.....Ricky Berry, G/F  
 1987-88.....Ricky Berry, G/F  
 1995-96 .....Olivier Saint-Jean, G/F  
 1996-97 .....Olivier Saint-Jean, F

### Second Team

1947-48 .....Bob Wuesthoff, G  
 1948-49 .....Bob Wuesthoff, G  
 1949-50.....George Clark, C  
 1953-54.....Bud Hjelm, C  
 1954-55.....Bud Hjelm, C  
 1955-56 .....Tom Crane, G  
 1956-57 .....Marv Branstrom, C  
 1957-58 .....Gil Egeland, F  
 1962-63 .....Dennis Bates, F  
 1963-64 .....S.T. Saffold, F  
 1966-67 .....Steve Schlink, F  
 1968-69 .....Coby Dietrick, F  
 1969-70 .....Coby Dietrick, F  
 1974-75.....Don Ordorff, F  
 .....Earl Hogue, G/F  
 1975-76 .....Ron Fair, C  
 .....Earl Hogue, G/F  
 1976-77.....Rick Quinn, F  
 1977-78 .....Wally Rank, F  
 1978-79 .....Wally Rank, F  
 1979-80 .....Mike Mendez, G  
 1980-81 .....Mike Mendez, G  
 .....Doug Murrey, F  
 1984-85 .....Reggie Owens, F  
 1993-94 .....Terry Cannon, G  
 1998-99 .....Michael Quinney, G

2004-05 .....Marquin Chandler, F

### Honorable Mention

1989-90 .....Kenne Young, C  
 1992-93.....Daryl Scott, C  
 1993-94.....Jason Allen, F

### All-Freshman Team

1981-82 .....Michael Dixon, G  
 .....Paul Phifer, F  
 1983-84.....Stony Evans, F  
 .....Gerald Thomas, C  
 1984-85 .....Reggie Owens, F  
 1989-90 .....Kevin Logan, F  
 1990-91 .....Mike Brotherton, F/C

### Freshman-of-the-Year

1983-84.....Stony Evans, F  
 1984-85 .....Reggie Owens, F

### All-Defensive Team

1999-2000.....R.J. Powell, G  
 2003.....Brandon Hawkins, G

### All-Newcomer Team

2002 .....Brandon Hawkins, G  
 2003 .....Antonio Lawrence, F  
 2008.....C.J. Webster, F

### All-Academic Team

1999.....Brad Kennett, F  
 2001.....Billy Landram, F  
 2003.....Brett Lilly, F  
 2004.....Brett Lilly, F  
 2006 .....Tyree Gardner, G  
 .....Kenny Smith, F  
 2007 .....Lance Holloway, F  
 2008 .....Lance Holloway, F

### All-Tournament Team

1980 .....Mickey Jackson, F  
 .....Mike Mendez, G  
 .....Wally Rank, F  
 1981 .....Sid Williams, F/C  
 1983 .....Chris McNealy, F  
 1985 .....Ward Farris, G  
 1987 .....Ricky Berry, G/F  
 1996 .....Tito Addison, G  
 .....Olivier Saint-Jean, G/F

### Tournament "Most Valuable Player"

1980 .....Wally Rank, F  
 1981 .....Sid Williams, F/C  
 1996 .....Olivier Saint-Jean, G/F

### "Coach-of-the-Year"

1980 .....Bill Berry  
 1994 .....Stan Morrison

## ALL-AMERICA

1951 .....Stu Inman, F  
 1955 .....Carroll Williams, G  
 1980 .....Wally Rank, F  
 1981 .....Sid Williams, F/C  
 1982 .....Chris McNealy, F  
 1983 .....Chris McNealy, F  
 1986 .....Ricky Berry, F/G  
 1987 .....Ricky Berry, G/F  
 1988 .....Ricky Berry, G/F  
 1997 .....Olivier Saint-Jean, F

## FRESHMAN ALL-AMERICA

1984 .....Stony Evans, F  
 1985.....Reggie Owens, F

## ALL-STARS

### AIA-Coaches All-America Game

1981 .....Sid Williams, F/C

### NABC East-West All-Star Game

1983 .....Chris McNealy, F  
 1988 .....Ricky Berry, G/F

### Aloha Classic (Orlando Classic)

1983 .....Chris McNealy, F  
 1988 .....Ricky Berry, G/F

### U.S. Sports Festival

1985 .....Ricky Berry, F/G  
 .....Reggie Owens, F

### Pan American Games

1987 .....Ricky Berry, F

### Portsmouth (Va.) Invitational

2005 .....Marquin Chandler, F



*Olivier Saint-Jean had his #3 retired in 2002.*




# Spartans in the Pros



*Coby Dietrick*

Memphis (ABA)	1971-72
Dallas (ABA)	1973
San Antonio	1974-79
Chicago	1980-82
San Antonio	1983



*Darnell Hillman*

Indiana (ABA)	1972-77
New Jersey	1978
Denver	1978
Kansas City	1979
Golden State	1980




*Wally Rank*

San Diego	1981
-----------	------




*Chris McNealy*

New York	1986-88
----------	---------



*Ricky Berry*

Sacramento	1989
------------	------



*Olivier Saint Jean  
(Tariq Abdul-Wahad)*

Sacramento	1998-99
Orlando	2000
Denver	2000-02
Dallas	2002-05



*Rick Darnell*

Virginia (ABA)	1976
----------------	------



Harold Crisler was the first known San Jose State product to play professional basketball. Crisler was a member of the 1942 freshman football team. After World War II, he played for the Boston Celtics of the BAA (Basketball Association of America) in 1947.



*Stu Inman*

Director of Player Personnel	
Portland	1970-85
Milwaukee	1986-87
Miami	1987-92
Dallas	1993-94
Interim Head Coach	
Portland	1972

## Draft History

### BAA

1946

Ed Hughes, Washington Capitols

### NBA

1950

Stu Inman, Chicago Stags, 6th round

1951

Bobby Crowe, Baltimore Bullets, 9th round

1969

Dick Groves, San Diego Rockets, 16th round

1970

Coby Dietrick, Golden State Warriors, 10th round

1971

Darnell Hillman, Golden State Warriors, 1st round, 8th overall pick

1980

Wally Rank, San Diego Clippers, 5th round

1982

Sid Williams, Portland Trail Blazers, 9th round

1982

Doug Murrey, Golden State Warriors, 9th round

1983

Chris McNealy, Kansas City-Omaha Kings, 2nd round

1988

Ricky Berry, Sacramento Kings, 1st round, 18th overall pick

1997

Olivier Saint-Jean, Sacramento Kings, 1st round, 11th overall pick

### ABA

1970

Coby Dietrick, Memphis Pros, 6th round

1971

Darnell Hillman, Indiana Pacers, 2nd round

As a Director of Player Personnel, Stu Inman's teams selected Sidney Wicks, Bill Walton, Lionel Hollins, Mychal Thompson, Jim Paxson, Clyde Drexler, Scott Skiles, Steve Smith and Jason Kidd in the first-round of a NBA draft.

# Records vs. Collegiate Opponents



Opponent	W	L	Opponent	W	L	Opponent	W	L	Opponent	W	L
Air Force	3	0	Denver	0	2	Middle Tennessee	1	0	<b>Santa Clara</b>	<b>28</b>	<b>71</b>
Alabama	1	0	DePaul	0	1	Minnesota	0	2	<b>Seattle</b>	<b>3</b>	<b>1</b>
Alaska Anchorage	1	0	Detroit Mercy	1	1	Mississippi State	1	1	Sonoma State	7	0
Appalachian State	1	0	Drake	0	4	Missouri	0	2	South Alabama	0	1
Arizona	4	9	Duke	0	1	Missouri Western	1	0	South Carolina	0	1
Arizona State	6	8	Duquesne	1	2	Montana	7	5	South Dakota	2	0
Arkansas Little Rock	0	1	Eastern Illinois	0	1	Montana State	3	3	South Dakota State	3	0
Army	1	0	Eastern Montana	1	0	Mount St. Mary's	1	0	South Florida	1	0
Auburn	0	1	Eastern Washington	2	1	Nebraska	2	2	SE Missouri State	0	1
Ball State	2	1	Evansville	0	1	Nebraska-Omaha	0	1	Southern California	1	2
Baylor	1	0	Fairleigh Dickinson	1	0	UNLV	4	31	SMU	2	12
Beloit	0	2	Florida	1	0	<b>Nevada</b>	<b>30</b>	<b>28</b>	Stanford	12	38
<b>Boise State</b>	<b>1</b>	<b>19</b>	Fordham	0	1	New Mexico	0	6	Tennessee	0	2
Bowling Green	1	0	<b>Fresno State</b>	<b>72</b>	<b>76</b>	<b>New Mexico State</b>	<b>10</b>	<b>27</b>	TCU	1	8
BYU	1	7	Georgetown	0	1	North Carolina State	0	1	Texas Tech	0	1
BYU-Hawaii	1	1	Gonzaga	6	2	Notre Dame De Namur1	0		UTEP	5	12
Brown	1	1	Hamline	0	1	North Dakota	3	1	Tulsa	2	19
California	3	18	Harvard	1	2	North Dakota State	1	0	U.S. International	1	0
UC-Davis	4	1	<b>Hawai'i</b>	<b>10</b>	<b>22</b>	North Texas	0	1	Utah	2	13
<b>UC Irvine</b>	<b>16</b>	<b>26</b>	<b>Idaho</b>	<b>10</b>	<b>6</b>	Northern Arizona	2	4	<b>Utah State</b>	<b>21</b>	<b>42</b>
UCLA	2	5	Idaho State	7	3	<b>Northern Colorado</b>	<b>1</b>	<b>0</b>	<b>Utah Valley</b>	<b>1</b>	<b>0</b>
<b>UC Riverside</b>	<b>3</b>	<b>1</b>	Illinois	0	2	Northern Illinois	1	1	Valparaiso	1	0
UC Santa Barbara	50	51	Illinois-Chicago	1	0	Northwestern	0	1	Vanguard	0	1
UC Santa Cruz	2	0	Illinois State	1	1	Ohio U.	1	0	Virginia	1	0
Cal Maritime	1	0	Indiana	0	1	Oklahoma	2	0	Wagner	1	0
Cal Poly	15	2	Indiana State	0	1	Oregon	1	10	Warner Pacific	1	0
Cal Poly-Pomona	1	0	Iowa	1	0	Oregon State	0	2	Washington U.	2	1
<b>CS Bakersfield</b>	<b>2</b>	<b>2</b>	Iowa State	2	2	<b>Pacific</b>	<b>72</b>	<b>83</b>	<b>U. of Washington</b>	<b>0</b>	<b>1</b>
CS Dominguez Hills	1	0	Iowa Wesleyan	1	0	Pepperdine	24	20	Washington State	2	7
CS Fullerton	24	26	Kent State	0	1	Portland	11	8	Weber State	1	1
CS Hayward	7	1	Kentucky	0	1	Portland State	4	1	West Virginia State	1	0
CS Long Beach	18	42	Lamar	0	2	Presbyterian	1	1	Wheaton	0	1
CS Los Angeles	3	8	Lawrence Tech	1	0	Puget Sound	1	0	Wichita State	1	0
CS Monterey Bay	1	0	Lipscomb	0	1	Redlands	2	0	<b>William Jessup</b>	<b>1</b>	<b>0</b>
CS Northridge	3	2	<b>Louisiana Tech</b>	<b>6</b>	<b>12</b>	Rice	6	10	Williamette	1	1
CS Sacramento	17	2	Loyola Marymount	24	19	St. Francis (N.Y.)	1	0	Wisconsin	0	1
Chaminade	1	0	Manhattan	0	1	St. Francis (Pa.)	1	1	Wyoming	1	4
Chico State	2	1	Marquette	0	1	St. Louis	0	1			
Colorado	1	2	Marshall	1	0	<b>Saint Mary's (Calif.)</b>	<b>37</b>	<b>39</b>			
Colorado State	0	6	Memphis	1	0	San Diego	6	7			
Columbia	0	1	Menlo College	3	0	San Diego State	32	32			
Connecticut	1	0	Michigan	0	1	USF	19	40			
Creighton	0	3	Michigan State	0	3	San Francisco State	30	7			

2009-10 opponents are in boldfaced type.



# Season Scores (1910-1925)

**1909-10 (7-3)**  
**COACH: Charles Furley**  
**CAPTAIN: Don Marshman**

Dec. 2	San Jose High	18	40 (L)
Jan. 22	Chico State	23	24 (L)
Feb. 18	Campbell High	23	8 (W)
Mar. 4	Pacific	30	44 (L)
	St. Matthew's Academy	30	18 (W)
11	Mt. Tamalpais Military	41	25 (W)
16	Santa Clara	54	30 (W)
Apr. 9	Pacific Grove High	35	22 (W)
20	St. Matthew's Academy	37	9 (W)
23	Pacific Grove High	20	6 (W)

**1910-11 (3-5)**  
**COACH: None paid**  
**CAPTAIN: Don Marshman**

Nov. 1	San Jose High	45	16 (W)
Feb. 2	Santa Clara	17	18 (L)
9	Santa Clara	21	34 (L)
15	San Jose YMCA	30	11 (W)
21	Pacific	26	43 (L)
Mar. 1	National Guard	31	37 (L)
12	Pacific	19	43 (L)
16	Nevada	39	23 (W)

**1911-12 (6-5)**  
**COACH: None paid**  
**CAPTAIN: Don Marshman**

Oct. 25	San Jose YMCA Alerts	16	14 (W)
Nov. 7	Campbell High	27	13 (W)
14	@Campbell High	30	20 (W)
15	San Jose High	20	27 (L)
Jan. 12	Pacific Grove High	27	25 (W)
20	Chico State	32	23 (W)
26	@Pacific Grove High	22	25 (L)
27	@Watsonville High	16	23 (L)
Feb. 9	Watsonville High	27	25 (W)
	Pacific	19	36 (L)
	@Pacific	14	35 (L)

**1912-13 (4-2)**  
**COACH: None paid**  
**CAPTAIN: Rinaldo Miano**

Nov. 6	National Guard Co. B	23	20 (W)
8	@Campbell High	23	19 (W)
Jan. 15	National Guard Co. B	33	29 (W)
16	National Guard Co. M	47	21 (W)
17	Monterey High	30	36 (L)
25	Chico State	12	39 (L)

**1913-14 (4-6)**  
**COACH: None paid**  
**CAPTAIN: Blondie Corbell**

Nov. 7	San Jose High	26	28 (L)
Dec.	Santa Cruz YMCA	29	34 (L)
	Campbell HS		(W)
Jan. 1	San Jose High	32	21 (W)
21	San Jose YMCA	37	25 (W)
24	Chico State	33	21 (W)
Feb. 4	National Guard Co. B		(L)
21	@Pacific Grove High	21	47 (L)
Mar. 6	Pacific Grove High	22	39 (L)
	Pacific	11	39 (L)

**1914-15 (1-6)**  
**COACH: None paid**  
**CAPTAIN: Clifton Boyle**

Oct. 27	Campbell High	9	58 (L)
Nov. 5	Campbell High	15	29 (L)
Dec. 14	Pacific Grove High	11	38 (L)
Jan. 15	San Jose High	18	26 (L)
16	Pacific Academy	27	60 (L)
22	@Chico State	13	39 (L)
Feb. 19	Pacific Grove High	32	14 (W)

**1915-16 (4-3)**  
**COACH: Bill Spaulding**  
**CAPTAIN: Clifton Boyle**

Nov. 8	@Campbell High	25	37 (L)
Dec. 2	Palo Alto Armory Co. L	29	21 (W)
7	Campbell High	44	36 (W)
17	San Jose High	26	32 (L)
Jan. 13	Palo Alto Armory Co. L	36	28 (W)
22	Chico State	34	40 (L)
Feb. 4	@Belmont Academy	38	34 (W)
22	@Chico State	13	39 (L)

**1916-17 (7-5)**  
**COACH: Karl Hazeltine**  
**CAPTAIN: Art Dorr**

Nov. 7	@Campbell High	24	47 (L)
21	@Stanford Sophs	26	40 (L)
Dec. 4	San Jose High	67	27 (W)
8	Belmont Academy	24	25 (L)
18	Fresno State	58	32 (W)
Jan. 16	Santa Clara High	36	13 (W)
19	Belmont Academy	64	12 (W)
23	@Campbell High	44	29 (W)
24	Palo Alto Club	41	29 (W)
27	Livermore High	83	26 (W)
29	Pacific	28	38 (L)
Feb. 3	@Chico State	27	29 (L)

**1917-18 (0-6)**  
**COACH: Karl Hazeltine**  
**CAPTAIN: Flint Hanner**

Nov. 9	@Campbell High	16	37 (L)
26	Campbell High	22	32 (L)
Jan. 5	@Santa Cruz High		(L)
Feb. 5	Mountain View High	32	46 (L)
16	Gilroy High	25	56 (L)
23	@Pacific Grove High	26	44 (L)

**1921-22 (8-4)**  
**COACH: Dave Wooster**  
**CAPTAIN: Beryl Burchfield**

Dec. 14	San Jose High	30	13 (W)
Jan. 6	San Jose YMCA 145s	33	14 (W)
13	YMI	34	16 (W)
18	San Jose Hercules	24	28 (L)
21	Chico State	53	5 (W)
24	Saint Mary's	30	14 (W)
28	San Jose YMCA 145s	33	4 (W)
Feb. 8	San Jose Hercules	41	15 (W)
11	Pacific	14	19 (L)
17	Fresno State	34	38 (L)
22	Cal 145s	28	24 (W)
24	@Fresno State	24	26 (L)

**1922-23 (9-5)**  
**COACH: Dave Wooster**

Jan. 11	San Jose Hercules (H)	35	22 (W)
18	California 145s (A)	26	22 (W)
19	San Mateo JC (A)	23	11 (W)
23	San Benito JC (H)	22	20 (W)
26	Cal Aggies (A)	8	19 (L)
27	Chico State (A)	37	13 (W)
Feb. 1	Pacific (H)	12	17 (L)
2	Modesto JC (H)	26	19 (W)
3	Fresno State (H)	20	18 (W)
10	Cal Aggies (H)	14	22 (L)
13	Cal Poly (H)	32	14 (W)
14	Saint Mary's (A)	14	21 (L)
20	San Mateo JC (H)	28	18 (W)
22	California 145s (A)	18	22 (L)

**1923-24 (6-7)**  
**COACH: Hovey McDonald**  
**CAPTAIN: Milt Watson**

Dec. 11	California 145s (A)	21	37 (L)
Jan. 4	Watsonville High (H)	16	8 (W)
8	Santa Cruz High (H)	6	17 (L)
12	Argentian Club (H)	29	36 (L)
23	Stanford Frosh (A)	13	20 (L)
30	Cal Poly (H)	34	9 (W)
Feb. 2	Chico State (H)	13	9 (W)
6	Occidental (H)	19	14 (W)
8	Fresno State (A)	13	12 (W)
9	Modesto JC (A)	8	20 (L)
13	Pacific (A)	11	31 (L)
	San Mateo JC (H)	22	44 (L)
22	Santa Rosa JC (A)	23	22 (W)

**1924-25 (18-3)**  
**CALIFORNIA COAST CONFERENCE**  
**CHAMPION**  
**COACH: Hovey McDonald**  
**CAPTAIN: Louis Monterino**

Nov. 19	Campbell High (H)	19	5 (W)
Dec.	Santa Clara High (H)	42	12 (W)
12	Modesto JC (A)	21	23 (L)
17	Hollister High (H)	49	9 (W)
	California 145s (A)		(W)
Jan. 7	Stanford (H)	13	16 (L)
10	Santa Rosa JC (H)	33	11 (W)
17	California Frosh (A)	29	27 (W)
24	Chico State (H)	25	15 (W)
31	San Mateo JC (A)	40	23 (W)
Feb. 2	Cal Poly (A)	65	17 (W)
3	Santa Barbara State (A)	39	30 (W)
4	Santa Maria JC (A)	62	7 (W)
11	San Mateo JC (H)	22	16 (W)
13	Arcata Firemen (A)	30	23 (W)
14	Humboldt State (A)	59	11 (W)
20	Modesto JC (H)	38	30 (W)
27	#Fresno State (A)	30	28 (W)
28	#Fresno State (A)	14	29 (L)
Mar. 6	#Fresno State (H)	32	19 (W)
7	#Fresno State (H)	17	14 (W)

# - California Coast Conference tournament

# Season Scores (1926-1934)



**1925-26 (10-9)**  
**COACH: Hovey McDonald**  
**CAPTAIN: Clarence Burrell**

Dec.12	Stanford (A)	9	18	(L)
Jan. 2	Oregon (H)	4	26	(L)
8	Santa Barbara JC (H)	28	26	(W)
9	Santa Barbara JC (H)	26	10	(W)
15	Fresno State (H)	11	32	(L)
16	Fresno State (H)	14	24	(L)
22	Modesto JC (H)	25	14	(W)
26	San Mateo JC (H)	24	29	(L)
29	Santa Rosa JC (H)	32	20	(W)
30	Sacramento JC (H)	24	14	(W)
Feb. 1	Cal Poly (H)	20	15	(W)
2	Cal Poly (H)	32	12	(W)
4	Humboldt State (A)	24	11	(W)
5	Arcata Firemen (A)	17	16	(W)
10	San Mateo JC (H)	24	15	(W)
16	Santa Rosa JC (A)	28	29	(L)
20	Modesto JC (H)	20	47	(L)
26	Chico State (A)	16	35	(L)
27	Chico State (A)	15	40	(L)

**1926-27 (14-7)**  
**COACH: Hovey McDonald**  
**CAPTAIN: Hal Hawley**

Dec.31	Idaho (H)	14	21	(L)
Jan. 7	Bakersfield JC (H)	34	12	(W)
8	Bakersfield JC (H)	30	16	(W)
14	Fresno State (A)	33	37	(L)
15	Fresno State (A)	28	32	(L)
21	Modesto JC (H)	25	27	(L)
28	Santa Rosa JC (H)	57	6	(W)
29	Santa Rosa JC (H)	39	9	(W)
Feb. 3	Humboldt State (A)	40	11	(W)
4	Humboldt State (A)	40	10	(W)
5	Arcata Firemen (A)	24	9	(W)
11	Sacramento JC (A)	45	39	(W)
12	Sacramento JC (A)	45	22	(W)
19	Modesto JC (A)	25	44	(L)
21	Cal Poly (H)	29	12	(W)
22	Cal Poly (H)	34	8	(W)
25	Chico State (H)	35	12	(W)
26	Chico State (H)	30	19	(W)
Mar. 4	#Modesto JC (H)	21	28	(L)
5	#Modesto JC (A)	22	16	(W)
7	#Modesto JC (N)	25	28	(L)

# - California Coast Conference tournament

**1927-28 (21-4)**  
**CALIFORNIA COAST CONFERENCE**  
**CHAMPION**

**COACH: Hovey McDonald**  
**CAPTAIN: Bill Hubbard**

Dec. 3	Stanford (A)	25	10	(W)
13	Stanford (H)	12	23	(L)
16	Fresno State (H)	27	26	(W)
17	Fresno State (H)	17	29	(L)
Jan. 7	Watsonville YMCA (H)	57	13	(W)
13	Santa Rosa JC (A)	71	22	(W)
14	Santa Rosa JC (A)	42	27	(W)
16	Sacramento JC (H)	41	20	(W)
17	Sacramento JC (H)	32	22	(W)
20	Modesto JC (H)	29	16	(W)
27	San Mateo JC (H)	39	16	(W)
28	San Mateo JC (A)	35	32	(W)
Feb. 2	Eureka Legion (A)	30	20	(W)
3	Arcata Firemen (A)	32	8	(W)
4	Humboldt State (A)	55	8	(W)
8	San Francisco State (H)	63	56	(W)
10	Bakersfield JC (H)	59	18	(W)
11	Bakersfield JC (H)	42	8	(W)
18	Modesto JC (A)	53	27	(W)
24	Santa Barbara JC (A)	2	0	(W)
25	Santa Barbara JC (A)	2	0	(W)

Mar. 2	Chico State (A)	23	31	(L)
3	Chico State (A)	29	12	(W)
9	#Chico State (H)	22	16	(W)
10	#Chico State (A)	25	33	(L)
11	#Chico State (N)	29	28	(W)

# - California Coast Conference tournament

**1928-29 (13-5)**  
**FAR WEST CONFERENCE CHAMPION**

**COACH: Hovey McDonald**  
**CAPTAIN: Tom Maloney**

Dec. 4	Stanford (H)	18	27	(L)
14	Stanford (H)	24	23	(W)
Jan. 10	Nevada (A)	28	25	(W)
11	Nevada (A)	16	22	(L)
19	Sacramento JC (A)	44	30	(W)
25	Santa Barbara JC (H)	45	17	(W)
26	Santa Barbara JC (H)	41	5	(W)
Feb. 1	Cal Poly (H)	62	9	(W)
2	Cal Poly (H)	54	18	(W)
8	Fresno State (A)	33	29	(W)
9	Fresno State (A)	27	28	(L)
15	Sport Shop Golds (H)	17	33	(L)
22	Marysville JC (H)	45	21	(W)
23	Marysville JC (H)	58	16	(W)
Mar. 1	Chico State (H)	36	33	(W)
2	Chico State (H)	17	31	(L)
8	#Chico State (A)	43	41	(W)
9	#Chico State (H)	33	32	(W)

# - Far West Conference tournament

**1929-30 (9-7)**  
**COACH: Hovey McDonald**  
**CAPTAIN: Tom Maloney**

Dec.12	Athens Club (H)	27	31	(L)
21	Santa Cruz Huskies (H)	42	8	(W)
Jan. 4	Stanford (H)	14	49	(L)
10	San Francisco Eagles (H)	47	20	(W)
17	Nevada (A)	29	33	(L)
18	Nevada (A)	24	26	(L)
22	Pacific (A)	26	27	(L)
25	Pacific (H)	30	27	(W)
31	Fresno State (H)	33	26	(W)
Feb. 1	Fresno State (H)	37	25	(W)
7	Cal Aggies (A)	39	30	(W)
8	Cal Aggies (H)	45	27	(W)
15	Sport Shop Golds (H)	31	30	(W)
22	Stockton Amblers (H)	47	26	(W)
28	Chico State (A)	30	45	(L)
Mar. 1	Chico State (A)	33	35	(L)

**1930-31 (14-3)**  
**FAR WEST CONFERENCE CHAMPION**

**COACH: Hovey McDonald**  
**CAPTAIN: Don Fowley**

Dec.19	Menlo JC (H)	46	31	(W)
20	Long Beach JC (H)	41	25	(W)
23	Stanford (A)	22	27	(L)
Jan. 7	San Benito JC (H)	73	10	(W)
10	San Francisco State (H)	39	17	(W)
12	Stockton Amblers (H)	47	26	(W)
16	Nevada (H)	29	23	(W)
17	Nevada (H)	30	23	(W)
21	Pacific (A)	26	18	(W)
24	Pacific (H)	43	23	(W)
30	Fresno State (A)	54	22	(W)
31	Fresno State (A)	29	35	(L)
Feb. 7	Sport Shop Golds (H)	40	30	(W)
12	Cal Aggies (A)	44	27	(W)
14	Cal Aggies (H)	47	37	(W)
20	Chico State (H)	39	18	(W)
21	Chico State (H)	27	45	(L)

**1931-32 (8-10)**  
**COACH: Hovey McDonald**  
**CAPTAIN: Oldas Klas**

Dec.18	Menlo JC (H)	33	29	(W)
22	Stanford (A)	21	25	(L)
Jan. 2	Sacramento JC (H)	34	24	(W)
9	Stockton Amblers (H)	38	34	(W)
15	Athens Club (H)	32	40	(L)
16	Sport Shop Golds (H)	41	33	(W)
20	Pacific (H)	25	21	(W)
23	Pacific (A)	24	25	(L)
29	Nevada (A)	26	32	(L)
30	Nevada (A)	24	28	(L)
Feb. 3	Cal Aggies (A)	30	41	(L)
6	Cal Aggies (H)	50	28	(W)
12	San Francisco State (A)	41	35	(W)
13	San Francisco State (H)	24	39	(L)
19	Fresno State (H)	44	30	(W)
20	Fresno State (A)	26	27	(L)
26	Chico State (A)	24	41	(L)
27	Chico State (A)	28	35	(L)

**1932-33 (7-11)**  
**COACH: Hovey McDonald**  
**CAPTAIN: Norman Countryman**

Dec.20	Marin JC (H)	56	25	(W)
23	Sacramento JC (H)	36	25	(W)
26	Oregon (H)	23	34	(L)
27	Davis & Elkins (H)	32	37	(L)
Jan. 7	Menlo JC (H)	31	30	(W)
13	Athens Club (H)	46	52	(L)
18	Pacific (A)	18	34	(L)
21	Pacific (H)	23	35	(L)
26	Nevada (A)	26	49	(L)
27	Nevada (A)	32	41	(L)
Feb. 2	Cal Aggies (A)	37	56	(L)
4	Cal Aggies (H)	28	33	(L)
7	California Reserves (A)	27	41	(L)
11	Stockton Amblers (H)	48	26	(W)
17	Fresno State (A)	2	0	(W)
18	Fresno State (A)	2	0	(W)
24	Chico State (H)	46	44	(W)
25	Chico State (H)	24	35	(L)

**1933-34 (13-6)**  
**COACH: Hovey McDonald**  
**CAPTAIN: Henry Leibrandt**

Nov.20	Leon Jacobs Clothiers (H)	37	40	(L)
Dec. 9	Marin JC (H)	29	30	(L)
29	Stanford (H)	28	35	(L)
30	Sacramento JC (H)	51	31	(W)
Jan. 5	San Francisco State (A)	30	25	(W)
6	San Francisco State (H)	31	19	(W)
12	Menlo JC (H)	38	35	(W)
13	Athens Club (H)	43	25	(W)
17	Pacific (A)	24	29	(L)
20	Pacific (H)	32	27	(W)
26	Nevada (A)	38	36	(W)
27	Nevada (A)	36	33	(W)
Feb. 1	Cal Aggies (A)	35	30	(W)
3	Cal Aggies (H)	35	29	(W)
9	Leon Jacobs Clothiers (H)	39	48	(L)
16	Fresno State (H)	51	13	(W)
17	Fresno State (H)	38	18	(W)
23	Chico State (A)	35	44	(L)
24	Chico State (A)	42	35	(W)



# Season Scores (1935-1942)

1934-35 (9-9)

**COACH: Hovey McDonald**  
**CAPTAIN: Carl Biddle**

Nov.22	San Pablo Athletic Club (H)	28	27	(W)
Dec. 7	Stanford (H)	28	25	(W)
14	Athens Club (H)	26	29	(L)
17	USC (H)	24	42	(L)
22	UCLA (H)	25	35	(L)
Jan. 12	San Francisco State (H)	33	28	(W)
15	Pacific (A)	38	34	(W)
25	Nevada (H)	26	23	(W)
26	Nevada (H)	40	25	(W)
Feb. 2	Red & White Grocers (H)	43	36	(W)
8	Olympic Club (H)	46	47	(L)
15	Fresno State (A)	33	35	(L)
16	Fresno State (A)	39	37	(W)
22	Chico State (H)	25	28	(L)
23	Chico State (H)	50	62	(L)
28	Cal Aggies (A)	44	52	(L)
Mar. 2	Cal Aggies (H)	50	32	(W)

1935-36 (7-9)

**COACH: Bill Hubbard**  
**CAPTAIN: Larry Arnerich**

Dec.14	Santa Clara (H)	30	40	(L)
18	UCLA (H)	22	30	(L)
21	Saint Mary's (Calif.) (H)	35	39	(L)
23	Utah State (H)	36	40	(L)
30	Stanford (H)	29	53	(L)
Jan. 2	Utah (H)	40	34	(W)
9	Leon Jacobs Clothiers (H)	44	33	(W)
15	Saint Mary's (Calif.) (H)	29	44	(L)
18	USF (H)	30	43	(L)
24	Nevada (A)	43	35	(W)
25	Nevada (A)	40	39	(W)
29	Santa Clara (H)	46	35	(W)
Feb. 1	San Francisco YMI (H)	24	35	(L)
7	Humboldt State (A)	30	24	(W)
8	Humboldt State (A)	27	26	(W)
12	Santa Clara (H)	27	39	(L)

1936-37 (12-11)

**COACH: Bill Hubbard**  
**CAPTAIN: Mel DeSelle**

Dec. 5	Stanford (H)	24	31	(L)
8	Union Printers (H)	53	18	(W)
12	Cardinal Athletic Club (H)	51	42	(W)
15	Stockton YMI	42	28	(W)
17	Watsonville Falcons (H)	42	24	(W)
19	Montana State (H)	37	51	(L)
22	San Diego State (H)	34	32	(W)
23	San Diego State (H)	35	37	(L)
29	Arizona State	24	38	(L)
Jan. 2	Pacific (H)	42	19	(W)
9	Santa Clara (N)	36	38	(L)
13	Olympic Club (H)	41	33	(W)
16	Pacific (A)	35	30	(W)
19	Saint Mary's (Calif.) (A)	36	42	(L)
23	USF (H)	35	40	(L)
26	San Francisco YMI (H)	30	47	(L)
30	Nevada (H)	46	37	(W)
Feb. 2	Athens Club (H)	47	40	(W)
5	Santa Clara (N)	25	37	(L)
12	USF (A)	35	47	(L)
17	Saint Mary's (Calif.) (H)	27	26	(W)
26	Humboldt State (H)	37	23	(W)
27	Humboldt State (H)	36	42	(L)

1937-38 (19-4)

**NORTHERN CALIFORNIA CONFERENCE**  
**CHAMPION**

**COACH: Bill Hubbard**  
**CAPTAIN: Frank Carroll**

Dec. 7	Stanford	45	38	(L)
10	Stockton YMI	37	27	(W)
28	Redwood City Shamrocks	43	30	(W)
30	Union Printers	60	46	(W)
Jan. 3	L.A. Young Co.	57	39	(W)
5	Stockton Amblers	69	41	(W)
7	Santa Clara	27	44	(L)
15	Pacific	38	32	(W)
18	Saint Mary's (Calif.)	34	44	(L)
21	USF	50	37	(W)
25	San Francisco State	58	39	(W)
28	Nevada	48	52	(L)
29	Nevada	50	45	(W)
Feb. 1	Pacific	40	33	(W)
4	Santa Clara	42	39	(W)
9	YMI	35	33	(W)
10	USF	55	52	(W)
15	Athens Club	63	60	(W)
18	Saint Mary's (Calif.)	52	40	(W)
21	Santa Clara	50	44	(W)
23	San Francisco State	43	40	(W)
25	Humboldt State	54	36	(W)
26	Humboldt State	46	39	(W)

1938-39 (11-7)

**COACH: Bill Hubbard**  
**CAPTAIN: Lloyd Thomas**

Jan. 4	Pacific (A)	26	27	(L)
13	Pacific (H)	51	49	(W)
16	Saint Mary's (Calif.) (N)	45	43	(W)
19	U. of Mexico (H)	57	49	(W)
21	Santa Clara (H)	27	59	(L)
24	USF (H)	56	40	(W)
27	Nevada (H)	61	46	(W)
28	Nevada (H)	44	50	(L)
Feb. 3	Santa Clara (H)	34	40	(L)
7	USF (A)	45	30	(W)
	Modesto Owls	32	28	(W)
15	Saint Mary's (Calif.) (H)	43	38	(W)
17	Santa Barbara State (H)	37	41	(L)
18	Santa Barbara State (H)	57	42	(W)
24	Humboldt State (H)	57	40	(W)
25	Humboldt State (H)	44	31	(W)
Mar. 3	San Diego State (A)	33	38	(L)
4	San Diego State (A)	28	57	(L)

1939-40 (9-10)

**COACH: Bill Hubbard**  
**CAPTAIN: Gus Kotta**

Dec.18	UCLA (H)	33	45	(L)
19	UCLA (H)	40	31	(W)
Jan. 2	Pacific (A)	38	40	(L)
6	Pacific (H)	41	30	(W)
12	Fresno State (A)	49	43	(W)
13	Fresno State (A)	45	36	(W)
19	Santa Barbara State (A)	32	36	(L)
20	Santa Barbara State (A)	25	35	(L)
26	Nevada (A)	51	43	(W)
27	Nevada (A)	36	44	(L)
31	USF (H)	35	29	(W)
Feb. 2	Chico State (H)	32	35	(L)
3	Chico State (H)	35	47	(L)
7	Athens Club (H)	43	48	(L)
15	USF (A)	34	45	(L)
23	Humboldt State (A)	35	48	(L)
24	Humboldt State (A)	70	54	(W)
Mar. 1	San Diego State (H)	46	27	(W)
2	San Diego State (H)	39	28	(W)

1940-41 (19-8)

**CALIFORNIA COLLEGIATE**  
**ATHLETIC ASSOCIATION CO-CHAMPION**

**COACH: Walt McPherson**  
**CAPTAIN: Hal Carruth**

Dec.27	Humboldt State (H)	62	40	(W)
28	Humboldt State (H)	55	51	(W)
Jan. 3	Utah State (H)	55	41	(W)
9	Pacific (A)	32	36	(L)
10	Moffett Field (H)	56	28	(W)
14	Pacific (H)	46	24	(W)
17	Santa Barbara State (A)	40	43	(L)
18	Santa Barbara State (A)	34	49	(L)
20	San Diego State (A)	44	27	(W)
21	San Diego State (A)	39	50	(L)
25	Stanford (A)	40	42	(L)
28	USF (H)	56	47	(W)
31	Fresno State (H)	39	27	(W)
Feb. 1	Fresno State (H)	56	38	(W)
	Moffett Field (H)	49	42	(W)
7	Chico State (A)	47	34	(W)
8	Chico State (A)	44	53	(L)
	San Francisco Elks Club	47	41	(W)
14	Santa Barbara State (H)	41	34	(W)
15	Santa Barbara State (H)	43	41	(W)
19	USF (A)	38	46	(L)
21	Nevada (H)	50	42	(W)
22	Nevada (H)	57	42	(W)
24	San Diego State (H)	53	48	(W)
25	San Diego State (H)	41	37	(W)
28	Fresno State (A)	45	57	(L)
Mar. 1	Fresno State (A)	39	36	(W)

1941-42 (13-20)

**COACH: Walt McPherson**

Stockton Amblers (H)	36	27	(W)
Oakland Owen Illinois (H)	45	55	(L)
Oakland Chapel of Oaks (H)	51	48	(W)
Oakland Independent Iron Works (H)	40	19	(W)
Moffett Field Flyers (H)	49	55	(L)
San Francisco State (A)	43	60	(L)
San Francisco State (H)	58	44	(W)
Athens Club (H)	50	39	(W)
Santa Barbara State (H)	31	41	(L)
Santa Barbara State (H)	30	28	(W)
The Wardrobe (H)	55	30	(W)
Stanford (A)	38	57	(L)
Golden State (Oakland) (A)	37	44	(L)
Humboldt State (A)	61	54	(W)
Humboldt State (A)	36	43	(L)
Saint Mary's (Calif.) (A)	34	45	(L)
Fresno State (H)	51	47	(W)
Fresno State (H)	28	41	(L)
Pacific (A)	38	52	(L)
USF (A)	37	57	(L)
Pacific (H)	37	40	(L)
Fresno State (A)	59	58	(W)
Fresno State (A)	36	50	(L)
USF (H)	33	35	(L)
Saint Mary's (Calif.) (H)	36	42	(L)
Nevada (A)	54	51	(W)
Nevada (A)	40	66	(L)
Santa Barbara State (A)	37	32	(W)
Santa Barbara State (A)	31	39	(L)
San Diego State (A)	33	35	(L)
San Diego State (A)	34	40	(L)
San Diego State (A)	46	45	(W)
San Diego State (A)	47	66	(L)



# Season Scores (1943-1950)



## 1942-43 (10-13) COACH: Ed Blesh

Dec. 8	Alameda Coast Guard (H)	28	38	(L)
12	Fort Ord (H)	60	28	(W)
15	USF (A)	43	35	(W)
18	2nd Armored Division (H)	55	18	(W)
11	Fairfield-Suisun (H)	26	46	(L)
Jan. 8	St. Mary's Pre-Flight (H)	36	55	(L)
12	Pacific (A)	44	57	(L)
15	Oakland Naval Reserve (A)	26	38	(L)
16	Pacific (A)	46	43	(W)
19	Mather Field (H)	62	30	(W)
22	USF (H)	38	39	(L)
23	San Francisco State (A)	52	53	(L)
26	San Francisco State (H)	48	57	(L)
Feb. 2	Alameda Coast Guard (H)	41	54	(L)
5	Fresno State (H)	53	37	(W)
6	Fresno State (H)	39	38	(W)
12	Nevada (H)	43	45	(L)
13	Nevada (H)	62	39	(W)
16	Santa Barbara State (A)	41	40	(W)

## 1944-45 (7-16) COACH: Bill Hubbard

Nov.16	Alameda Naval Air Station (H)	28	45	(L)
21	Hamilton Field (H)	36	40	(L)
29	Gilroy Packers (H)	61	25	(W)
Dec. 1	Mare Island (H)	58	42	(W)
5	Salinas Army Air Base (H)	43	33	(W)
7	Tanforan Navy Center (H)	35	34	(W)
8	Moffett Field (H)	41	40	(L-OT)
11	Fairfield-Suisun (H)	26	46	(L)
12	Alameda Naval Air Station (H)	33	46	(L)
15	Moffett Field (A)	56	54	(W)
Jan. 5	Pacific (H)	37	55	(L)
9	Alameda Coast Guard (H)	38	52	(L)
12	Pacific (A)	26	65	(L)
18	Treasure Island Guard (H)	34	42	(L)
23	Mare Island Shipyard (H)	29	40	(L)
26	Livermore Naval Air (H)	31	43	(L)
30	Treasure Island Coast Guard (H)	34	47	(L)
Feb. 1	San Francisco State (A)	45	46	(L-OT)
5	Livermore Naval Air (H)	35	56	(L)
6	Hamilton Field (H)	38	57	(L)
9	San Francisco State (H)	47	28	(W)
12	Mare Island Veterans (H)	51	31	(W)
13	Fort Ord	45	80	(L)

## 1945-46 (17-14) COACH: Walt McPherson ASSISTANT: Bob Bronzan

Dec. 3	Stanford (A)	30	46	(L)
4	Moffett Field (A)	36	53	(L)
7	Fairfield-Suisun (H)	52	29	(W)
12	@Moffett Field (A)	36	49	(L)
14	Alameda Navy (H)	37	40	(L)
17	Livermore NAS (H)	53	34	(W)
18	Stanford (H)	39	21	(W)
21	Hamilton Field (A)	41	55	(L)
Jan. 4	San Francisco State (A)	62	51	(W)
5	Fleet City (H)	50	60	(L)
8	Fairfield-Suisun (A)	40	35	(W)
11	San Diego State (H)	32	40	(L)
12	San Diego State (H)	51	40	(W)
16	San Francisco State (H)	60	43	(W)
18	Nevada (A)	40	46	(L)
19	Nevada (A)	40	59	(L)
22	Hamilton Field (H)	49	43	(W)
25	Merchant Marine (A)	47	42	(W)
26	Pacific (A)	60	58	(W)
Feb. 1	Fresno State (A)	43	35	(W)
2	Fresno State (A)	46	45	(L-OT)
6	Fresno Athletic Club (H)	65	46	(W)
8	Fleet City (A)	50	80	(L)
9	Pacific (H)	41	35	(W)

12	Saint Mary's (Calif.) (H)	54	60	(L)
13	Merchant Marine (A)	46	45	(W)
15	Fresno State (H)	57	40	(W)
16	Fresno State (H)	55	35	(W)
20	Saint Mary's (Calif.) (H)	45	39	(W)
22	San Diego State (A)	42	54	(L)
23	San Diego State (A)	35	47	(L)

## 1946-47 (18-9) COACH: Walt McPherson ASSISTANT: Bob Bronzan

Nov.25	Stanford (A)	33	45	(L)
27	Stanford (H)	49	41	(W)
Dec. 3	S.F. Athletic Club (H)	43	42	(W)
6	Hawaii All Stars (H)	55	37	(W)
7	Sacramento Senators (H)	38	44	(L)
11	Borlo Athletic Club (H)	47	46	(W)
13	Chapel of Oaks (H)	49	40	(W)
20	Willamette (H)	53	38	(W)
21	Willamette (H)	48	41	(W)
Jan. 7	USF (A)	44	34	(W)
11	San Francisco State (A)	46	43	(W-OT)
13	San Diego State (H)	48	28	(W)
17	USF (A)	44	34	(W)
18	Saint Mary's (Calif.) (H)	41	43	(L)
21	Saint Mary's (Calif.) (A)	35	37	(L)
24	Nevada (H)	43	41	(W)
25	Nevada (H)	53	45	(W)
Feb. 1	Pacific (A)	43	44	(L)
4	Hayward S&H (H)	56	37	(W)
7	UC Santa Barbara (H)	55	49	(W)
8	Fresno State (H)	49	31	(W)
11	San Francisco State (H)	42	38	(W)
14	Cal Poly-SLO (A)	62	36	(W)
15	UC Santa Barbara (A)	45	59	(L)
17	San Diego State (A)	39	44	(L)
21	Fresno State (A)	40	42	(L)
22	Cal Poly-SLO (H)	59	47	(W)
28	Pacific (H)	48	59	(L)

## 1947-48 (23-9) CALIFORNIA COLLEGIATE ATHLETIC ASSOCIATION CHAMPION COACH: Walt McPherson ASSISTANT: Bob Bronzan CAPTAIN: Chuck Hughes

Dec. 3	Stanford (A)	50	54	(L)
6	USF (A)	36	42	(L)
10	Borlo Athletic Club (H)	41	45	(L)
19	Seattle (A)	52	33	(W)
20	Seattle (A)	59	39	(W)
22	Willamette (H)	67	49	(W)
23	Willamette (H)	55	56	(L)
29	Nebraska (H)	39	38	(W)
Jan. 2	San Francisco State (H)	62	41	(W)
3	S.F. Athletic Club (H)	48	47	(W)
9	Nevada (A)	63	43	(W)
10	Nevada (A)	49	46	(W)
16	UC Santa Barbara (H)	54	37	(W)
20	Saint Mary's (Calif.) (A)	39	43	(L)
21	San Francisco State (A)	56	61	(L)
24	Pacific (A)	54	42	(W)
29	Oakland Bittners (H)	40	57	(L)
30	Fresno State (H)	56	36	(W)
Feb. 3	Saint Mary's (Calif.) (H)	37	32	(W)
6	Cal Poly-SLO (A)	58	52	(W)
7	UC Santa Barbara (A)	64	54	(W)
9	San Diego State (A)	55	39	(W)
13	Fresno State (A)	60	40	(W)
14	Cal Poly-SLO (H)	56	53	(W)
18	Amblers (H)	65	51	(W)
20	Pacific (H)	55	41	(W)
24	USF (H)	32	50	(L)
Mar. 1	San Diego State (H)	61	49	(W)
	Pepperdine (NAIA Regional)	66	55	(W)
	Iowa Wesleyan (NAIA Tournament)	64	58	(W)
	Marshall (NAIA Tournament)	74	72	(W-2OT)
	Indiana State (NAIA Tournament)	52	59	(L)

## 1948-49 (22-13) CALIFORNIA COLLEGIATE ATHLETIC ASSOCIATION CHAMPION COACH: Walt McPherson ASSISTANT: Tom Cureton CAPTAIN: Bob Hagen

Nov.29	San Francisco National Guard (H)	51	55	(L)
Dec. 2	USF (A)	49	66	(L)
4	San Francisco YMI (H)	55	46	(W)
8	Stewart Chevrolet (H)	57	33	(W)
9	San Francisco State (A)	56	62	(L)
11	Chico State (H)	58	33	(W)
17	BYU (A)	47	60	(L)
18	BYU (A)	67	73	(L)
20	Utah State (A)	61	41	(W)
21	Utah State (A)	37	47	(L)
Jan. 5	Montana (N)	68	59	(W)
7	San Diego State (A)	55	52	(W)
8	Pepperdine (A)	49	53	(L)
11	San Francisco State (H)	57	51	(W)
14	Nevada (H)	58	46	(W)
15	Nevada (H)	66	47	(W)
19	San Francisco National Guard (A)	54	52	(W)
21	Fresno State (H)	69	43	(W)
22	Pepperdine (H)	64	42	(W)
25	St. Mary's (Calif.) (H)	49	53	(L)
28	(#11) Stanford (A)	49	50	(L)
31	San Jose Mal Suns (N)	59	48	(W)
Feb. 2	Oakland Bittners (H)	54	58	(L)
5	San Diego State (H)	65	55	(W)
8	Pacific (H)	52	51	(W)
11	Cal Poly-SLO (H)	52	41	(W)
12	(#9) USF (H)	43	50	(L)
15	Fresno State (A)	54	52	(W)
18	Cal Poly-SLO (A)	60	40	(W)
19	UC Santa Barbara (A)	34	60	(L)
25	Pacific (H)	52	38	(W)
26	UC Santa Barbara (H)	55	32	(W)
*	Pepperdine (NAIA Regional)	60	46	(W)
+	Lawrence Tech (NAIA Tournament)	63	52	(W)
+	Eastern Illinois (NAIA Tournament)	75	81	(L)

## 1949-50 (21-7) COACH: Walt McPherson ASSISTANT: Tom Cureton CAPTAINS: Bob Wuesthoff & Stu Inman

Dec. 1	USF (A)	43	38	(W)
3	Stanford (A)	42	52	(L)
7	Saint Mary's (Calif.) (H)	58	43	(W)
9	San Francisco YMI (H)	54	41	(W)
13	Gonzaga (N)	43	51	(L)
Jan. 7	CS Sacramento (H)	52	46	(W)
13	San Diego State (A)	60	52	(W)
14	Pepperdine (A)	51	58	(L) (OT)
17	San Francisco State (A)	51	49	(W)
21	Fresno State (A)	61	63	(L)
24	Stewart Chevrolet (H)	34	49	(L)
27	Nevada (A)	64	62	(W)
28	Nevada (A)	71	66	(W)
Feb. 1	San Francisco State (H)	50	45	(W)
3	Bowling Green (N)	49	48	(W)
4	West Virginia State (N)	52	50	(W)
7	Santa Clara (N)	51	48	(W)
10	Cal Poly-SLO (A)	67	61	(W)
11	UC Santa Barbara (A)	44	50	(L)
14	Fresno State (H)	68	52	(W)
15	Saint Mary's (Calif.) (A)	63	50	(W)
17	San Diego State (H)	59	48	(W)
18	Pepperdine (H)	56	51	(W)
21	(#11) USF (H)	44	54	(L)
24	Pacific (A)	54	47	(W)
25	Cal Poly-SLO (H)	67	51	(W)
28	Pacific (H)	66	41	(W)
Mar. 3	UC Santa Barbara (H)	79	46	(W)

**National Ranking**  
The 1950 San Jose State team was ranked in the Associated Press polls the weeks of February 21 (#18), February 28 (#19) and March 7 (#17).



# Season Scores (1951-1957)

**1950-51 (18-12)**  
**NCAA TOURNAMENT PARTICIPANT**  
**COACH: Walt McPherson**  
**ASSISTANTS: Robert Wuesthoff & Tom Cureton**  
**CAPTAIN: Bobby Crowe**

Dec. 1	San Francisco State (H)	76	49	(W)
5	Stanford (A)	49	59	(L)
9	CS Sacramento (H)	51	46	(W)
12	Fresno State (H)	56	31	(W)
15	UC Santa Barbara (A)	45	38	(W)
16	(#9) UCLA (A)	59	62	(L)
21	Colorado (H)	49	47	(W)
26	Wisconsin (A)	59	75	(L)
30	Manhattan (A)	54	70	(L)
Jan. 2	Duquesne (A)	57	74	(L)
4	Beloit (A)	57	86	(L)
6	Hamline (A)	47	58	(L)
11	San Francisco YMI (H)	48	46	(W) (OT)
13	Santa Clara (N)	55	50	(W)
17	San Francisco State (A)	62	60	(W) (OT)
19	USF (N)	43	54	(L)
20	Saint Mary's (Calif.) (N)	64	59	(W)
23	Stewart Chevrolet (H)	45	55	(L)
25	Fresno State (A)	85	42	(W)
27	(#14) Arizona (H)	55	62	(L)
30	Cal Poly-SLO (H)	59	54	(W)
Feb. 7	Saint Mary's (Calif.) (H)	66	51	(W)
10	Pacific (H)	58	56	(W)
16	Santa Clara (N)	55	63	(L)
17	USF (N)	61	59	(W)
20	Pacific (A)	53	51	(W)
23	San Diego State (H)	68	37	(W)
24	San Diego State (H)	50	46	(W)
27	USF (H)	52	49	(W) (OT)
Mar 22	*(#11) BYU (N)	61	66	(L)

\* - NCAA Western Regionals

**1951-52 (15-10)**  
**COACH: Walt McPherson**  
**ASSISTANT: Robert Wuesthoff**  
**CAPTAINS: George Clark & Elmer Craig**

Dec. 1	Cal Poly-SLO (H)	49	46	(W)
4	CS Sacramento (H)	61	49	(W)
8	Fresno State (A)	72	58	(W)
14	San Francisco State (H)	59	30	(W)
15	Utah State (H)	59	54	(W)
22	Fresno Mid-Valley AAU (H)	55	40	(W)
Jan. 3	Oregon (H)	51	49	(W)
5	Saint Mary's (Calif.) (A)	52	63	(L)
9	Saint Mary's (Calif.) (H)	49	50	(L)
12	Pacific (H)	35	36	(L)
16	San Francisco YMI (H)	77	50	(W)
19	USF (A)	54	56	(L)
23	Hawai'i (A)	44	42	(W)
25	Universal Motors (A)	53	51	(W)
27	Hickam Field (A)	59	53	(W)
30	Stanford (A)	66	71	(L)
Feb. 2	San Francisco State (A)	54	56	(L)
5	Pacific (A)	49	57	(L)
9	Fresno Mid Valley AAU (A)	47	56	(L)
13	USF (H)	41	40	(W)
19	Fresno State (H)	69	54	(W)
22	Santa Clara (N)	55	66	(L)
23	Saint Mary's (Calif.) (N)	55	59	(L)
29	San Diego State (A)	58	53	(W)
Mar. 1	San Diego State (A)	80	61	(W)

**1952-53 (15-8)**  
**COACH: Walt McPherson**  
**ASSISTANT: Robert Wuesthoff**  
**CAPTAINS: Lee Jensen & Don Edwards**

Dec. 2	CS Sacramento (A)	43	42	(W)
5	Fresno State (H)	58	40	(W)
9	San Francisco State (H)	63	56	(W)
26	Stanford (H)	68	62	(W)
27	Santa Clara (H)	42	58	(L)
Jan. 2	USF (A)	47	67	(L)
13	Santa Clara (H)	47	65	(L)

17	Pepperdine (H)	78	60	(W)
20	Saint Mary's (Calif.) (A)	65	67	(L)
23	Utah State (A)	59	63	(L)
24	Utah State (A)	69	55	(W)
28	San Francisco State (A)	65	63	(W)
31	Pacific (A)	66	54	(W)
Feb. 6	Cal Poly-SLO (A)	67	69	(L)
7	Loyola (Calif.) (A)	57	61	(L) (OT)
10	Saint Mary's (Calif.) (H)	61	46	(W)
13	Pacific (H)	81	54	(W)
14	CS Sacramento (H)	49	40	(W)
17	Fresno State (A)	82	60	(W)
20	USF (H)	58	46	(W)
24	Santa Clara (H)	47	50	(L) (OT)
27	San Diego State (H)	66	54	(W)
28	San Diego State (H)	77	61	(W)

**1953-54 (12-15)**  
**COACH: Walt McPherson**  
**ASSISTANT: Jerry Vroom**  
**CAPTAIN: Carroll Williams**

Dec. 1	San Francisco State (H)	75	55	(W)
4	Oregon (A)	63	74	(L)
5	Oregon (A)	70	74	(L) (OT)
11	(#17) California (A)	48	56	(L)
18	Arizona (A)	77	81	(L) (OT)
19	Arizona State (A)	61	50	(W)
21	Pepperdine (A)	57	67	(L)
29	Cal Poly-SLO (H)	47	46	(W)
30	San Francisco State (A)	61	58	(W)
Jan. 5	Santa Clara (H)	39	41	(L) (OT)
8	St. Mary's (Calif.) (H)	56	57	(L)
13	USF (A)	50	57	(L)
15	Pacific (H)	54	57	(L)
19	Fresno State (A)	58	60	(L)
23	Stanford (A)	58	80	(L)
26	Stanford (H)	60	70	(L)
Feb. 2	Santa Clara (H)	47	76	(L)
4	Loyola (Calif.) (H)	68	57	(W)
6	Pacific (H)	63	48	(W)
9	Saint Mary's (Calif.) (A)	57	55	(W)
12	CS Sacramento (H)	49	57	(L)
15	USF (H)	66	49	(W)
17	Pacific (A)	70	64	(W)
19	Santa Clara (H)	72	53	(W)
23	Saint Mary's (Calif.) (H)	59	54	(W)
26	Fresno State (H)	78	63	(W)
Mar. 1	USF (A)	57	76	(L)

**1954-55 (16-9)**  
**COACH: Walt McPherson**  
**ASSISTANT: Jerry Vroom**  
**CAPTAIN: Carroll Williams**

Dec. 1	Fresno State (H)	69	62	(W)
3	Stanford (A)	69	80	(L)
7	San Francisco State (A)	73	67	(W)
10	San Dimas (H)	69	46	(W)
20	UC Santa Barbara (H)	55	73	(L)
27	Beloit (A)	68	75	(L)
28	Marquette (A)	68	80	(L)
30	Washington U. (A)	88	48	(W)
Jan. 5	Pacific (A)	66	54	(W)
7	St. Mary's (Calif.) (H)	52	48	(W)
10	(#5) USF (A)	30	56	(L)
14	Santa Clara (H)	47	40	(W)
18	Fresno State (A)	63	60	(W)
22	Loyola (Calif.) (A)	75	65	(W)
26	Cal Poly-SLO (H)	73	66	(W)
28	San Diego State (H)	59	48	(W)
Feb. 1	Santa Clara (H)	45	57	(L)
4	Pacific (H)	70	62	(W)
8	San Francisco State (H)	63	56	(W)
11	(#1) USF (H)	49	59	(L)
14	Saint Mary's (Calif.) (A)	64	62	(W)
17	Santa Clara (H)	57	60	(L)
23	(#1) USF (H)	40	64	(L)
25	Saint Mary's (Calif.) (A)	68	58	(W)
Mar. 2	Pacific (A)	65	63	(W)

**1955-56 (15-10)**  
**COACH: Walt McPherson**  
**ASSISTANTS: Carroll Williams & Jerry Vroom**  
**CAPTAIN: Tom Crane**

Dec. 2	Seattle (A)	65	59	(W)
3	Seattle (A)	46	62	(L)
10	CS Sacramento (H)	66	41	(W)
13	San Francisco State (H)	65	59	(W) (OT)
16	Arizona (A)	68	63	(W)
17	Arizona State (A)	62	81	(L)
19	San Diego State (A)	50	57	(L)
30	Arizona State (H)	69	58	(W)
Jan. 2	CS Sacramento (A)	58	52	(W)
6	Santa Clara (H)	59	38	(W)
13	Pepperdine (A)	80	66	(W)
14	Loyola (Calif.) (A)	45	41	(W)
17	Pacific (H)	61	32	(W)
31	(#1) USF (A)	40	67	(L)
Feb. 3	Saint Mary's (Calif.) (A)	52	59	(L)
4	Pepperdine (H)	67	65	(W)
7	Santa Clara (H)	54	52	(W)
11	Fresno State (H)	85	66	(W)
14	(#1) USF (H)	52	76	(L)
17	Pacific (A)	59	60	(L)
18	Loyola (Calif.) (H)	69	71	(L)
21	Fresno State (A)	70	67	(W)
24	San Francisco State (A)	66	51	(W)
28	Saint Mary's (Calif.) (H)	60	70	(L)
Mar. 3	Stanford (A)	70	72	(L)

**1956-57 (13-12)**  
**COACH: Walt McPherson**  
**ASSISTANTS: Fred Niemann & Jerry Vroom**  
**CAPTAIN: Jack Rowley**

Nov.30	Stanford (H)	59	55	(W)
Dec. 1	CS Sacramento (H)	56	43	(W)
4	Arizona State (A)	82	71	(W)
11	San Francisco State (H)	67	52	(W)
14	Valparaiso (A)	71	69	(W)
17	Evansville (A)	73	81	(L)
18	Washington U. (A)	55	46	(W)
20	(#15) Oklahoma City (A)	74	91	(L)
27	Santa Clara (H)	47	57	(L)
29	California (A)	47	69	(L)
Jan. 4	USF (A)	51	66	(L)
5	Pepperdine (H)	80	54	(W)
11	Loyola (Calif.) (A)	78	74	(W)
12	Pepperdine (A)	62	42	(W)
15	Fresno State (H)	75	79	(L) (OT)
22	Fresno State (A)	77	75	(W)
Feb. 1	Pacific (A)	66	65	(W)
5	Santa Clara (H)	59	67	(L)
9	Saint Mary's (Calif.) (A)	75	77	(L)
12	Pacific (H)	72	69	(W)
15	Loyola (Calif.) (H)	79	64	(W)
19	San Francisco State (A)	67	68	(L)
22	Saint Mary's (Calif.) (H)	66	67	(L)
26	Santa Clara (H)	58	68	(L)
Mar. 1	USF (H)	85	76	(L)

**1957-58 (13-13)**  
**COACH: Walt McPherson**  
**ASSISTANTS: Jerry Vroom & Stu Inman**  
**CAPTAIN: Gil Egeland**

Dec. 3	San Francisco State (H)	67	56	(W)
6	California (A)	62	70	(L)
10	Oregon (A)	67	72	(L)
11	Oregon (A)	53	62	(L)
14	Stanford (A)	66	59	(W)
20	Idaho State (A)	39	54	(L)
21	Idaho State (A)	59	63	(L)
27	Arizona (H)	77	63	(W)
28	Arizona State (H)	71	52	(W)

# Season Scores (1957-1965)



Jan 4	(#6) USF (H)	44	66	(L)
7	Saint Mary's (Calif.) (A)	53	72	(L)
10	Loyola (Calif.) (H)	68	54	(W)
11	Pepperdine (H)	92	61	(W)
14	Pacific (H)	78	60	(W)
17	Fresno State (A)	60	62	(L)
21	Fresno State (H)	68	58	(W)
Feb. 1	San Diego State (H)	63	60	(W)
4	Santa Clara (H)	46	57	(L)
7	CS Sacramento (A)	66	49	(W)
11	San Francisco State (A)	71	41	(W)
14	Saint Mary's (Calif.) (H)	58	47	(W)
18	Pacific (A)	61	63	(L)
21	Loyola (Calif.) (A)	66	68	(L)
22	Pepperdine (A)	67	68	(L)
25	Santa Clara (H)	54	40	(W)
28	(#4) USF (A)	50	62	(L)

## 1958-59 (5-19)

COACH: Walt McPherson

ASSISTANTS: Jerry Vroom & Stu Inman

CAPTAINS: Ned Fitzgerald & Joe McGrath

Dec. 1	Stanford (A)	40	57	(L)
3	California (A)	36	60	(L)
9	San Francisco State (H)	40	44	(L)
12	*San Diego State (N)	50	63	(L)
13	*Pepperdine (N)	40	46	(L)
15	Wheaton (H)	46	52	(L)
19	Redlands (H)	61	46	(W)
Jan. 2	Arizona (A)	64	62	(W)
3	Arizona State (A)	58	62	(L)
5	New Mexico State (A)	50	70	(L)
10	USF (A)	46	51	(L)
13	Santa Clara (H)	42	61	(L)
16	Pacific (A)	55	69	(L)
30	Pacific (H)	46	51	(L)
31	San Diego State (H)	48	39	(W)
Feb. 3	USF (H)	48	45	(W)
6	Pepperdine (H)	69	71	(L)
7	Loyola (Calif.) (H)	41	46	(L)
10	San Francisco State (A)	69	49	(W)
13	Loyola (Calif.) (A)	43	49	(L)
14	Pepperdine (A)	52	68	(L)
20	Saint Mary's (Calif.) (H)	51	59	(L)
24	Santa Clara (H)	56	72	(L)
27	Saint Mary's (Calif.) (A)	46	60	(L)

\* - Poinsettia Tournament

## 1959-60 (6-19)

COACH: Walt McPherson

ASSISTANT: Stu Inman

CAPTAIN: Bob Chapman

Dec. 1	San Francisco State (H)	54	41	(W)
3	Stanford (A)	31	69	(L)
5	Denver (A)	47	64	(L)
12	California (A)	43	54	(L)
14	Fresno State (H)	68	63	(W)
21	Oregon (A)	41	56	(L)
22	Oregon (A)	45	58	(L)
26	* USF (N)	48	51	(L)
29	* Pepperdine (N)	60	84	(L)
30	* Pacific (N)	56	61	(L)
Jan. 5	San Francisco State (A)	81	57	(W)
8	Pacific (H)	55	66	(L)
12	Santa Clara (H)	47	49	(L)
19	Fresno State (A)	45	70	(L)
23	Saint Mary's (Calif.) (H)	58	64	(L)
30	San Diego State (H)	57	52	(W)
Feb. 6	Santa Clara (H)	41	65	(L)
9	Pacific (A)	58	50	(W)
12	Pepperdine (A)	58	62	(L)
13	Loyola (Calif.) (A)	42	51	(L)
16	USF (H)	69	66	(W)
19	Pepperdine (H)	70	72	(L)
20	Loyola (Calif.) (H)	48	55	(L)
23	Saint Mary's (Calif.) (A)	54	69	(L)
26	USF (A)	58	74	(L)

\* - WCAC Tournament

<b>1960-61 (11-14)</b>				
<b>COACH: Stu Inman</b>				
<b>ASSISTANT: Danny Glines</b>				
<b>CAPTAINS: Norm Bostock &amp; Joe Braun</b>				
Dec. 2	Fresno State (H)	74	54	(W)
6	California (A)	39	43	(L)
9	San Francisco State (H)	55	44	(W)
10	UC Davis (H)	63	39	(W)
14	Idaho State (A)	46	41	(W)
16	(#16) Utah (A)	48	82	(L)
19	St. Louis (A)	26	52	(L)
21	Washington U. (A)	47	49	(L)
26	* Loyola (Calif.) (N)	53	51	(W)
27	* Saint Mary's (Calif.) (N)	40	41	(L)
29	* Santa Clara (N)	42	48	(L)
Jan. 7	Santa Clara (H)	31	45	(L)
14	Pacific (A)	48	44	(W)
26	Redlands (H)	55	41	(W)
28	Fresno State (H)	63	68	(L)
Feb. 3	Loyola (Calif.) (H)	45	54	(L)
4	Pepperdine (H)	68	46	(W)
6	Pepperdine (A)	67	56	(W)
7	Loyola (Calif.) (A)	46	55	(L)
14	Santa Clara (H)	29	30	(L)
18	USF (A)	39	40	(L)
24	St. Mary's (Calif.) (H)	46	65	(L)
25	Pacific (H)	60	45	(W)
Mar. 3	USF (A)	38	49	(L)
4	Saint Mary's (Calif.) (A)	74	72	(W)

\* - WCAC Tournament

## 1961-62 (13-11)

COACH: Stu Inman

ASSISTANT: Danny Glines

CAPTAIN: Vance Barnes

Dec. 2	# Chico State (H)	66	31	(W)
7	# San Francisco State (A)	60	35	(W)
8	# Nevada (A)	71	43	(W)
9	# Nevada (A)	75	54	(W)
12	# Fresno State (H)	71	42	(W)
15	# Utah (A)	50	60	(L)
16	# Utah State (A)	58	72	(L)
20	# BYU (A)	60	54	(W)
21	# New Mexico (A)	51	63	(L)
26	* Saint Mary's (Calif.) (N)	46	48	(L)
27	* San Francisco State (N)	58	39	(W)
29	* Pacific (N)	49	47	(W)
Jan. 4	# USF (A)	39	36	(W)
10	# Pacific (A)	59	48	(W)
13	# St. Mary's (Calif.) (A)	51	37	(W)
Feb. 9	# Pepperdine (H)	52	50	(W)
10	# Loyola (Calif.) (H)	59	49	(W)
16	Pepperdine (A)	53	71	(L)
17	Loyola (Calif.) (H)	55	70	(L)
23	USF (H)	52	54	(L)
27	Santa Clara (H)	48	69	(L)
Mar. 2	Saint Mary's (Calif.) (H)	57	67	(L)
6	Pacific (H)	56	62	(L)
10	Santa Clara (H)	46	61	(L)

# - Game forfeited by San Jose State

\* - WCAC Tournament

## 1962-63 (14-10)

COACH: Stu Inman

ASSISTANTS: Danny Glines & Bob Wendell

CAPTAINS: Dennis Bates & Bill Yonge

Nov.30	Portland (A)	60	43	(W)
Dec. 1	Portland (A)	66	48	(W)
6	San Francisco State (H)	52	43	(W)
7	UC Santa Barbara (A)	70	46	(W)
11	Fresno State (A)	42	56	(L)
14	San Fernando State (H)	70	52	(W)
17	(#10) Illinois (A)	64	90	(L)
19	Michigan (A)	52	60	(L)
20	Detroit (A)	76	82	(L)
26	* Pepperdine (N)	64	54	(W)
28	* Santa Clara (N)	65	62	(W)

30	* St. Mary's (Calif.) (N)	55	51	(W)
Jan. 5	Pacific (A)	42	41	(W)
11	Saint Mary's (Calif.) (A)	50	56	(L)
12	Loyola (Calif.) (H)	62	52	(W)
Feb. 2	Santa Clara (H)	55	57	(L)
8	Pepperdine (H)	67	60	(W)
15	Loyola (Calif.) (A)	48	56	(L)
16	Pepperdine (A)	63	80	(L)
22	USF (H)	49	48	(W)
23	Santa Clara (H)	57	77	(L)
Mar. 4	Saint Mary's (Calif.) (H)	60	59	(W)
6	USF (A)	46	51	(L)
9	Pacific (H)	61	43	(W)

\* - WCAC Tournament

## 1963-64 (14-10)

COACH: Stu Inman

ASSISTANT: Danny Glines

CAPTAINS: Harry Edwards & Al Jancsi

Nov.30	UC Santa Barbara (A)	59	56	(W)
Dec. 6	Portland (H)	58	56	(W)
7	Portland (H)	74	61	(W)
13	Arizona (A)	44	63	(L)
14	UTEP (A)	37	53	(L)
18	San Diego (H)	75	41	(W)
20	Stanford (A)	50	56	(L)
26	* Loyola (Calif.) (N)	68	63	(W)
27	* UC Santa Barbara (N)	77	50	(W)
28	* Santa Clara (N)	58	55	(W)
Jan. 4	San Francisco State (A)	62	49	(W)
10	Loyola (Calif.) (A)	64	47	(W)
11	Pepperdine (A)	57	53	(W)
Feb. 3	UC Santa Barbara (H)	38	55	(L)
6	USF (H)	47	64	(L)
8	Santa Clara (H)	53	58	(L)
11	Saint Mary's (Calif.) (A)	49	48	(W)
15	Pacific (H)	58	50	(W)
21	Loyola (Calif.) (H)	63	62	(W)
22	Pepperdine (H)	54	55	(L)
28	USF (H)	46	48	(L)
29	Santa Clara (H)	67	54	(W)
Mar. 5	Saint Mary's (Calif.) (H)	42	48	(L)
7	Pacific (A)	49	62	(L)

\* - WCAC Tournament

## 1964-65 (14-10)

COACH: Stu Inman

ASSISTANT: Danny Glines

CAPTAIN: Ron Labetich

Dec. 3	Stanford (H)	59	61	(L)
7	Idaho (H)	77	67	(W)
12	Arizona (H)	66	59	(W)
18	Utah (A)	75	94	(L)
21	Utah State (A)	73	86	(L)
28	* Saint Mary's (Calif.) (N)	79	67	(W)
29	* USF (N)	57	60	(L)
30	* Pacific (N)	56	55	(W)
Jan. 8	(#8) USF (A)	53	77	(L)
9	Santa Clara (H)	65	83	(L)
16	UC Santa Barbara (A)	72	65	(W)
29	Wyoming (A)	70	92	(L)
Feb. 1	Nevada (A)	81	54	(W)
5	Loyola (Calif.) (A)	72	63	(W)
6	Pepperdine (A)	56	71	(L)
11	St. Mary's (Calif.) (H)	56	55	(W)
12	Pacific (A)	56	72	(L)
16	Santa Clara (H)	65	63	(W)
18	USF (H)	52	53	(L)
23	UC Santa Barbara (H)	73	55	(W)
25	Loyola (Calif.) (H)	67	62	(W)
27	Pepperdine (H)	82	68	(W)
Mar. 2	Pacific (H)	68	58	(W)
5	Saint Mary's (Calif.) (A)	64	58	(W)

\* - WCAC Tournament



# Scores & Statistics (1966-1967)

1965-66 (11-13)

COACH: Stu Inman

ASSISTANT: Danny Glines

CAPTAINS: Pete Newell & S.T. Saffold

1965-66 Individual Statistics

	Player	G	FG-FGA	Pct.	FT-FTA	Pct.	REB	Avg.	PF-D	Pts.	Avg.			
	S. T. Saffold	24	162-369	.438	94-132	.713	253	10.6	49-0	418	17.4			
Dec. 3	San Francisco State (H)	87	67 (W)	F. Tarrantts	24	124-249	.498	61-95	.643	173	7.2	59-3	309	12.8
6	Stanford (A)	58	57 (W)	P. Newell	24	128-305	.420	39-50	.778	110	4.5	50-0	295	12.3
13	Nevada (H)	77	58 (W)	S. Schlink	24	61-138	.442	31-45	.689	107	4.4	57-3	153	6.4
18	Utah (A)	57	88 (L)	J. Keating	24	56-133	.421	32-59	.543	34	1.4	36-0	144	6.0
21	Arizona State (A)	62	67 (L)	J. Gleason	20	43-78	.553	17-20	.850	32	1.6	63-5	103	5.1
22	Arizona (A)	47	56 (L)	C. Denzer	22	36-90	.400	15-29	.518	81	3.6	24-1	87	3.9
28	* Loyola (Calif.) (N)	67	62 (W)	J. Brennan	17	16-48	.333	11-21	.524	24	1.4	16-0	43	2.5
29	* UC Santa Barbara (N)	56	69 (L)	R. Durand	19	12-49	.245	9-21	.429	34	1.7	22-0	33	1.7
30	* Pacific (N)	68	75 (L)	G. Boggs	22	9-30	.307	9-10	.900	15	0.6	29-0	27	1.2
Jan. 8	UC Santa Barbara (H)	71	52 (W)	B. Clegg	14	7-38	.184	6-12	.500	29	2.0	15-0	20	1.4
14	Pacific (A)	57	71 (L)	D. McConnell	8	5-16	.313	3-4	.750	5	0.6	3-0	13	1.6
15	Saint Mary's (Calif.) (A)	61	57 (W)	R. Carpenter	10	3-8	.375	0-1	.000	4	0.4	7-0	6	0.6
29	California (A)	52	64 (L)	K. Erickson	4	1-4	.250	1-2	.500	1	0.2	1-0	3	0.7
Feb. 3	Santa Clara (H)	74	69 (W)	Team						143				
5	USF (H)	65	81 (L)	SJSU	24	663-1555	.426	328-501	.655	1076	44.8	431-12	1654	68.9
11	Pepperdine (A)	101	79 (W)	OPP.	24	650-1452	.447	390-559	.700	1027	42.8	389-10	1690	70.4
12	Loyola (Calif.) (A)	66	64 (W)											
18	Santa Clara (A)	72	94 (L)											
19	USF (A)	74	75 (L)											
22	UC Santa Barbara (A)	76	83 (L)											
24	Pepperdine (H)	90	83 (W)											
28	Loyola (Calif.) (H)	65	77 (L)											
Mar. 2	Pacific (H)	73	77 (L) (OT)											
5	Saint Mary's (Calif.) (H)	78	67 (W)											

\* - WCAC Tournament




S.T. Saffold




Frank Tarrantts



Pete Newell



Steve Schlink



John Keating

1966-67 (9-15)

COACH: Dan Glines

ASSISTANT: Stan Morrison

CAPTAIN: Steve Schlink

1966-67 Individual Statistics

	Player	G	FG-FGA	Pct.	FT-FTA	Pct.	REB	Avg.	PF-D	Pts.	Avg.			
	S. Schlink	24	176-417	.435	67-92	.728	199	8.3	52-2	419	17.5			
Dec. 2	Arizona (H)	68	79 (L)	R. Carpenter	24	97-270	.360	89-146	.610	135	5.6	70-5	283	11.8
5	Arizona State (H)	66	62 (W)	J. Meyer	24	102-215	.474	52-96	.542	129	5.3	97-10	256	10.7
9	+ CS Los Angeles (N)	67	79 (L)	B. Clegg	20	91-177	.514	26-39	.667	107	5.3	77-6	208	10.4
10	+ Idaho State (N)	114	85 (W)	D. McConnell	24	88-228	.386	55-90	.611	162	6.8	76-3	231	9.6
20	Nevada (A)	89	63 (W)	D. Denzer	22	62-166	.373	45-77	.587	141	6.4	42-0	169	7.7
21	Nevada (A)	60	57 (W)	K. Erickson	4	9-19	.474	6-10	.600	7	1.7	3-0	24	6.0
23	Utah (A)	77	102 (L)	R. Durand	24	40-126	.318	20-36	.556	77	3.2	49-0	100	4.2
28	* Loyola (Calif.) (N)	70	86 (L)	B. South	23	25-67	.373	23-37	.622	44	1.9	40-0	73	3.1
29	* Pepperdine (N)	94	88 (W)	T. Holman	22	17-76	.223	14-21	.667	55	2.5	35-1	48	2.1
30	* Santa Clara (N)	79	99 (L)	T. Reich	2	2-4	.500	0-0	.000	1	0.5	0-0	4	2.0
Jan. 7	UC Santa Barbara (A)	75	96 (L)	J. Keating	15	8-41	.195	12-15	.800	15	1.0	17-0	28	1.8
14	Pepperdine (H)	91	98 (L) (OT)	P. Sheehan	3	1-2	.500	2-4	.500	1	0.3	1-0	4	1.3
28	Loyola (Calif.) (H)	79	97 (L)	B. Stack	4	0-4	.000	1-5	.200	3	0.7	2-0	1	0.2
Feb. 1	Santa Clara (H)	75	91 (L)	B. Christiansen	1	0-0	.000	0-0	.000	0	0.0	0-0	0	0.0
3	USF (A)	60	72 (L)	Team						191				
9	St. Mary's (Calif.) (H)	92	74 (W)	SJSU	24	718-1819	.395	412-669	.615	1265	52.8	558-27	1848	77.0
11	Pacific (A)	60	107 (L)	OPP.	24	721-1648	.438	537-776	.692	1229	51.2	514-22	1979	82.4
18	UC Santa Barbara (H)	89	77 (W)											
23	Santa Clara (H)	74	75 (L)											
25	USF (H)	73	69 (W)											
Mar. 3	Pacific (H)	64	75 (L)											
4	St. Mary's (Calif.) (A)	68	64 (W)											
10	Pepperdine (A)	99	102 (L)											
11	Loyola (Calif.) (A)	65	82 (L)											

+ - Knights of Columbus Tournament

\* - WCAC Tournament

# Scores & Statistics (1968-1969)



1967-68 (13-12)			1967-68 Individual Statistics										
COACH: Danny Glines			Player	G	FG-FGA	Pct.	FT-FTA	Pct.	REB	Avg.	PF-D	Pts.	Avg.
ASSISTANT: Stan Morrison													
CAPTAINS: Dan McConnell & Jim Meyer													
			C. Dietrick	25	149-357	.418	65-99	.657	265	10.6	87-6	363	14.5
Dec.	1	Arizona (A)	T. Holman	24	103-227	.455	68-94	.723	113	4.7	57-0	274	11.4
	2	Arizona State (A)	B. Veasey	16	71-153	.464	42-68	.618	116	7.2	47-3	184	11.5
	6	CS Hayward (H)	D. Groves	20	81-142	.570	23-39	.590	114	5.7	28-0	185	9.2
	8	Nevada (H)	S. McKean	24	91-224	.406	37-47	.788	62	2.5	38-0	219	9.1
	9	Nevada (H)	J. Meyer	24	81-213	.380	42-70	.600	107	4.4	76-2	204	8.5
	16	Oregon State (A)	D. McConnell	25	74-192	.385	40-72	.556	118	4.7	66-4	188	7.5
	18	Utah (A)	B. Scott	25	80-165	.485	24-35	.687	88	3.5	72-5	184	7.3
	19	Utah State (A)	J. Spence	1	2-2	1.000	0-0	.000	0	0.0	0-0	4	4.0
Jan.	6	UC Santa Barbara (H)	R. Durand	20	10-47	.213	33-53	.623	42	2.1	34-3	53	2.6
	11	St. Mary's (Calif.) (H)	L. DeShong	7	4-11	.364	5-8	.625	18	2.5	3-0	13	1.8
	13	Pacific (H)	D. Malkin	13	7-27	.259	6-11	.545	20	1.5	16-0	20	1.5
Feb.	2	Santa Clara (H)	B. South	7	2-8	.250	7-7	1.000	10	1.4	6-0	11	1.5
	3	USF (A)	R. Woodfin	14	4-16	.250	8-10	.800	4	0.3	13-0	16	1.1
	9	Loyola (Calif.) (A)	B. Lefever	4	1-2	.500	2-2	1.000	4	1.0	1-0	4	1.0
	10	Pepperdine (A)	B. Hale	4	0-4	.000	4-4	1.000	1	0.2	5-0	4	1.0
	17	UC Santa Barbara (A)	S. Eames	3	0-2	.000	0-0	.000	0	0.0	3-0	0	0.0
	22	USF (H)	Others	1	0-0	.000	2-3	.667	0	0.0	2-0	2	2.0
	24	Santa Clara (H)	Team						164				
	29	Loyola (Calif.) (H)	SJSU	25	760-1792	.424b	408-622	.656	1250	50.0	547-23	1928	77.1
Mar.	2	Pepperdine (H)	OPP.	25	696-1658	.419	563-799	.705	1215	48.6	457-14	1955	78.2
	8	St. Mary's (Calif.) (A)											
	9	Pacific (A)											

\* - Lobo Invitational

1968-69 (16-8)			1968-69 Individual Statistics										
COACH: Danny Glines			Player	G	FG-FGA	Pct.	FT-FTA	Pct.	REB	Avg.	PF-D	Pts.	Avg.
ASSISTANT: Stan Morrison													
CAPTAIN: Tim Holman													
			C. Dietrick	24	141-322	.434	86-129	.667	229	9.5	67-4	368	15.3
Dec.	2	Fresno State (H)	D. Hillman	23	135-278	.486	83-125	.614	327	14.2	67-3	353	15.3
	4	(#19) California (A)	D. Groves	21	102-196	.520	50-78	.641	118	5.6	41-2	254	12.0
	7	CS Hayward (A)	T. Holman	23	76-185	.410	70-95	.737	67	2.9	59-1	222	9.6
	9	Nevada (A)	B. Veasey	20	60-122	.491	21-36	.583	85	4.2	45-1	141	7.0
	19	Tulsa (A)	S. McKean	22	64-145	.442	24-28	.857	34	1.5	25-0	152	6.9
	21	Idaho State (A)	C. Guenther	20	31-76	.408	50-65	.769	28	1.4	38-2	112	5.6
	23	Utah State (A)	P. Hamm	23	48-113	.425	26-41	.634	117	5.0	32-0	122	5.3
	28	Connecticut (H)	S. Mortara	18	32-86	.372	8-19	.421	24	1.3	15-0	72	4.0
	30	Harvard (H)	C.J. Howard	18	30-62	.484	4-6	.667	18	1.0	22-0	64	3.5
Jan.	4	UC Santa Barbara (A)	B. Nyquist	10	12-34	.353	9-13	.692	14	1.4	11-0	33	3.3
	10	Pepperdine (A)	B. Scott	19	21-56	.375	10-14	.714	25	1.3	25-0	52	2.7
	11	Loyola (Calif.) (A)	S. Berta	5	4-8	.500	4-9	.444	7	1.4	4-0	12	2.4
	16	USF (H)	R. Woodfin	6	3-6	.500	5-7	.714	3	0.5	4-0	11	1.8
	18	(#3) Santa Clara (H)	D. Malkin	5	3-8	.375	0-0	.000	0	0.0	4-0	6	1.2
Feb.	1	Nevada (H)	T. Robinson	6	2-8	.250	0-4	.000	7	1.1	3-0	4	0.6
	6	St. Mary's (Calif.) (H)	L. DeShong	2	0-2	.000	0-0	.000	0	0.0	0-0	0	0.0
	8	Pacific (H)	R. Tribble	1	0-0	.000	0-0	.000	0	0.0	1-0	0	0.0
	15	UC Santa Barbara (H)	Team						225				
	21	(#2) Santa Clara (H)	SJSU	24	764=1707	.447	450-679	.662	1328	55.4	463-13	1978	82.4
	22	USF (A)	OPP.	24	684-1620	.422	414-591	.731	957	39.8	484-27	1782	74.2
	28	Pacific (A)											
Mar.	1	St. Mary's (Calif.) (A)											
	6	Loyola (Calif.) (H)											
	8	Pepperdine (H)											



# Scores & Statistics (1970-1971)

1969-70 (3-21)

COACH: Danny Glines


ASSISTANT: Stan Morrison

CAPTAINS: Coby Dietrick & Steve McKean


1969-70 Individual Statistics

	Player	G	FG-FGA	Pct.	FT-FTA	Pct.	REB	Avg.	PF-D	Pts.	Avg.
	C. Dietrick	23	175-375	.467	92-136	.676	265	11.5	75-3	442	19.2
Dec 3	Stanford (A)										
5	Nevada (H)										
6	Tulsa (A)										
9	California (A)										
12	Utah (A)										
13	BYU (A)										
19	Wyoming (A)										
22	Colorado State (A)										
26	* Creighton (N)										
27	* Idaho State (N)										
Jan 3	Nevada (A)										
9	CS-Los Angeles (H)										
10	UC Santa Barbara (H)										
27	CS Hayward (H)										
30	CS Long Beach (A)										
31	San Diego State (A)										
Feb. 6	UC Irvine (A)										
7	San Diego (A)										
13	CS Long Beach (H)										
14	San Diego State (H)										
17	Fresno State (H)										
20	Fresno State (A)										
27	CS Los Angeles (A)										
28	UC Santa Barbara (A)										
	P. Hamm	24	98-174	.563	53-84	.631	215	9.0	61-4	249	10.4
	B. Veasey	18	67-131	.511	43-62	.694	87	4.9	50-4	177	9.8
	M. Webb	17	46-147	.313	24-45	.533	69	4.0	41-4	116	6.8
	D. Dockery	16	48-104	.462	8-25	.320	61	3.8	21-1	104	6.5
	S. Mortara	24	67-155	.433	13-24	.542	32	1.3	39-0	147	6.1
	S. McKean	15	32-72	.444	15-19	.789	20	1.3	9-0	79	5.3
	B. Nyquist	21	42-113	.372	18-36	.500	44	2.1	29-1	102	4.9
	C. Guenther	18	31-78	.397	27-46	.587	35	2.0	36-2	89	4.9
	C. J. Howard	14	24-68	.353	10-15	.667	26	1.8	23-1	58	4.1
	R. Gooch	13	21-55	.382	11-16	.688	36	2.8	30-2	53	4.1
	D. Walker	15	12-40	.300	11-16	.688	17	1.1	19-0	35	2.3
	T. Robinson	7	2-14	.143	6-10	.600	2	0.3	6-0	10	1.4
	Team						106				
	SJSU	24	725-1674	.433	367-581	.632	1085	45.2	478-23	1817	75.7
	OPP.	24	756-1686	.448	494-703	.704	1113	46.4	437-9	2006	83.4

\* - Road Runners Classic



Coby Dietrick




Pat Hamm



Bernie Veasey



Steve Mortara



Mike Webb

1970-71 (2-24)

COACH: Danny Glines

ASSISTANT: Dave Waxman

CAPTAIN: Pat Hamm

1970-71 Individual Statistics

	Player	G	FG-FGA	Pct.	FT-FTA	Pct.	REB	Avg.	PF-D	Pts.	Avg.
	J. Skinner	25	197-514	.383	72-115	.626	101	4.0	54-1	466	18.6
Dec. 1	Oregon (A)										
5	Nevada (H)										
8	California (A)										
11	Wyoming (H)										
12	UC Davis (H)										
18	Arizona (A)										
19	(#17) New Mexico State (A)										
21	Washington State (H)										
23	Pacific (H)										
26	* (#16) Oregon (N)										
28	* (#11) Indiana (N)										
30	* Harvard (N)										
Jan. 1	Columbia (H)										
2	Nevada (A)										
5	San Francisco State (A)										
8	UC Santa Barbara (A)										
9	CS Los Angeles (A)										
27	Pacific (A)										
29	San Diego State (H)										
30	Long Beach State (H)										
Feb. 12	San Diego State (A)										
13	Long Beach State (A)										
16	Fresno State (A)										
19	Fresno State (H)										
26	UC Santa Barbara (H)										
27	CS Los Angeles (H)										
	L. Beauchman	26	107-258	.415	74-115	.643	137	5.3	60-3	288	11.0
	P. Hamm	25	100-203	.493	55-82	.671	225	9.0	56-1	255	10.2
	J. Adamson	25	71-160	.444	43-113	.381	183	7.3	83-2	185	7.4
	D. Walker	26	72-188	.383	32-44	.727	55	2.1	68-0	176	6.8
	D. Gainza	26	58-183	.317	27-39	.692	79	3.1	35-2	143	5.5
	D. Paul	26	49-99	.495	27-55	.529	101	3.9	49-1	125	4.8
	K. Sorensen	18	23-61	.377	7-13	.538	37	2.0	29-1	53	3.1
	Others		56-144	.389	26-59	.441	113	2.9	47-1	138	3.5
	Team						268				
	SJSU	26	733-1776	.414	368-639	.576	1305	50.2	477-12	1834	70.4
	OPP.	26	796-1913	.416	462-682	.678	1299	50.0	473-10	2254	86.7


\* -Far West Classic



Johnnie Skinner



Leon Beauchman



Pat Hamm



Jan Adamson



Dan Walker

# Scores & Statistics (1972-1973)




1971-72 (11-15)  
**COACH: Ivan Guevara**  
**ASSISTANT: Dave Waxman**  
**CAPTAIN: Don Strong**

## 1971-72 Individual Statistics

	Player	G	FG-FGA	Pct.	FT-FTA	Pct.	REB	Avg.	PF-D	A	Pts./Avg.
	D. Strong	25	135-315	.429	76-137	.555	114	4.6	67-1	68	346/13.8
Dec. 3	Utah (A)	59	87 (L)								
6	Air Force (A)	74	67 (W)								
7	Denver (A)	66	69 (L)								
10	CS Hayward (A)	107	70 (W)								
11	Nevada (A)	76	82 (L)								
14	San Francisco State (A)	78	91 (L)								
18	Stanford (A)	59	65 (L)								
20	Creighton (A)	59	70 (L)								
21	Purdue (A)	62	88 (L)								
23	Nebraska (A)	63	80 (L)								
28	UC Davis (A)	86	72 (W)								
Jan. 3	Nevada (H)	102	62 (W)								
7	UC Santa Barbara (A)	67	73 (L)								
8	CS Los Angeles (A)	67	80 (L)								
14	Fresno State (A)	78	79 (L)								
22	California (H)	86	83 (W)								
25	USF (H)	69	65 (W)								
28	(#5) CS Long Beach (H)	72	73 (L)								
29	San Diego State (H)	65	63 (W)								
Feb. 5	Pacific (H)	72	70 (W)								
11	CS Los Angeles (H)	84	73 (W)								
12	UC Santa Barbara (H)	65	63 (W)								
17	(#9) CS Long Beach (A)	51	88 (L)								
19	San Diego State (A)	73	80 (L)								
26	Fresno State (H)	80	72 (W)								
Mar. 4	Pacific (A)	73	81 (L)								
	D. Dockery	25	143-305	.469	31-57	.544	204	8.2	60-2	29	317/12.7
	J. Skinner	23	111-251	.402	34-48	.708	61	2.6	49-0	30	256/11.1
	L. Beauchman	18	76-169	.450	46-86	.535	124	6.9	56-4	6	198/11.0
	M. Webb	26	110-275	.400	30-50	.600	196	7.8	63-2	43	250/9.7
	D. Orndorff	26	60-155	.387	23-42	.548	124	4.7	62-1	40	143/5.5
	C. Howard	26	50-129	.388	34-44	.773	36	1.4	48-0	29	134/5.2
	D. Walker	19	25-63	.397	13-16	.813	8	0.4	18-0	9	63/3.3
	M. Zeigler	10	14-24	.583	5-10	.500	15	1.5	11-0	1	33/3.3
	J. Adamson	23	29-78	.372	14-33	.424	83	3.6	59-3	9	72/3.1
	D. Gainza	19	22-41	.537	12-15	.800	27	1.4	16-0	8	56/2.9
	<b>SJSU</b>	26	786-1833	.430	321-550	.585	1180	45.3	522-13	265	1893/72.8
	<b>OPP.</b>	26	722-1705	.423	512-713	.718	1271	48.9	437-12	260	1956/75.2



Dave Strong



Dave Dockery



Johnnie Skinner



Leon Beauchman



Mike Webb


1972-73 (12-13)  
**COACH: Ivan Guevara**  
**ASSISTANT: Dave Waxman**  
**CAPTAIN: Johnnie Skinner**

## 1972-73 Individual Statistics

	Player	G	FG-FGA	Pct.	FT-FTA	Pct.	REB	Avg.	PF-D	A	Pts./Avg.
	J. Skinner	25	173-377	.45.9	68-82	.82.9	90	3.6	55-3	45	414/16.6
Nov.29	Humboldt State (H)	96	65 (W)								
Dec. 5	CS Hayward (A)	76	67 (W)								
8	Washington State (A)	65	74 (L)								
9	Idaho (A)	73	53 (W)								
11	Portland (A)	68	63 (W)								
13	Nevada (H)	82	75 (W)								
16	Stanford (A)	54	75 (L)								
19	Purdue (A)	86	119 (L)								
21	Duquesne (A)	85	95 (L)								
23	St. Joseph's (Pa.) (A)	74	92 (L)								
28	Santa Clara (H)	70	91 (L)								
Jan. 5	(#5) CS Long Beach (H)	68	61 (W)								
6	San Diego State (H)	52	50 (W)								
12	CS Los Angeles (A)	86	65 (W)								
13	UC Santa Barbara (A)	59	63 (L)								
20	California (A)	58	79 (L)								
26	(#16) USF (A)	63	82 (L)								
Feb. 1	Fresno State (H)	90	66 (W)								
7	Pacific (H)	58	55 (W)								
10	Pacific (A)	65	73 (L)								
15	(#3) CS Long Beach (A)	75	117 (L)								
17	San Diego State (A)	73	76 (L)								
24	Fresno State (A)	63	57 (W)								
Mar. 2	UC Santa Barbara (H)	82	64 (L)								
3	CS Los Angeles (H)	91	90 (W)								
	D. Dockery	24	130-254	.51.2	31-45	.68.9	140	5.8	75-5	24	291/12.1
	D. Orndorff	25	109-269	.40.4	47-63	.74.6	159	6.4	75-4	44	265/10.6
	M. Webb	24	115-272	.42.3	15-26	.57.7	157	6.3	61-4	44	245/10.2
	D. Adkins	23	69-178	.38.8	33-48	.68.8	45	2.0	22-0	40	171/7.4
	E. Saulny	25	58-161	.36.0	41-52	.78.8	55	2.2	68-4	88	157/6.3
	L. Beauchman	21	33-100	.33.3	13-25	.52.0	66	3.2	52-2	17	79/3.8
	R. Palmer	16	22-50	.44.0	10-11	.90.9	33	2.1	29-1	7	54/3.4
	D. Hokyo	19	20-58	.34.5	16-28	.57.1	24	1.3	35-2	19	56/3.0
	J. Adamson	8	6-19	.31.6	8-12	.66.7	37	3.4	12-0	3	20/2.5
	J. Gamulin	6	6-20	.30.0	2-6	.33.3	12	2.0	1-0	1	14/2.3
	I. Pruitt	6	5-19	.26.3	1-1	100.0	12	2.0	5-0	2	11/1.8
	T. Clayton	3	2-4	.50.0	0-0	00.0	6	2.0	6-1	0	4/1.3
	G. Hamilton	0	0-0	0.0	0-0	00.0	0	0.0	0-0	0	0/0.0
	<b>SJSU</b>	25	761-1816	.41.4	290-413	.70.2	984	39.4	504-26	350	1812/72.5
	<b>OPP.</b>	25	760-1600	.47.5	375-521	.72.0	1179	47.2	445-11	366	1896/75.6



Johnnie Skinner



Dave Dockery



Don Orndorff



Mike Webb



Doug Adkins



# Scores & Statistics (1974-1975)

1973-74 (11-15)

COACH: Ivan Guevara

ASSISTANTS: Dave Waxman & Joe Jennum

1973-74 Individual Statistics


	Player	G	FG-FGA	Pct.	FT-FTA	Pct.	REB	Avg.	PF-D	A	Pts./Avg.				
Nov.30	Montana (H)	79	71	(W)	K. Mickey	26	135-297	45.4	78-109	71.5	91	3.5	38-0	128	348/13.3
Dec. 1	San Diego (H)	66	59	(W)	P. Miller	25	151-353	31.7	45-60	75.0	76	2.9	43-0	74	347/13.3
8	San Francisco State (H)	93	70	(W)	E. Saulny	5	22-42	52.4	22-32	68.7	22	4.4	14-0	11	66/13.2
11	Iowa State (A)	60	83	(L)	J. Gamulin	26	86-199	43.2	21-36	58.3	111	4.2	57-0	48	193/7.4
13	South Dakota (A)	94	86	(W)	R. Fair	26	76-158	48.1	31-65	47.6	162	6.2	75-5	31	183/7.0
15	North Dakota (A)	61	60	(W)	E. Hogue	26	78-143	54.5	35-55	63.6	145	5.5	53-1	28	181/6.9
17	North Dakota State (A)	80	73	(W)	G. Hicks	22	64-159	40.3	15-31	48.3	110	5.0	51-0	21	143/6.5
22	Gonzaga (H)	68	70	(L)	R. Palmer	24	56-121	46.2	39-51	76.4	75	3.1	49-2	24	151/6.2
27	Ball State (H)	81	79	(W)	M. Fair	25	53-123	43.0	6-15	40.0	109	4.3	69-6	11	112/4.4
29	Nevada (A)	65	78	(L)	P. Carlisle	15	22-41	53.6	4-4	100.0	36	2.4	14-0	2	48/3.2
Jan. 2	St. Joseph's (Pa.) (H)	67	65	(W)	R. Hill	7	3-12	25.0	0-0	00.0	0	0.0	2-0	2	6/0.9
5	Santa Clara (H)	76	81	(L)	B. Gray	5	0-1	00.0	2-4	50.00	1	0.2	2-0	1	2/0.4
10	San Diego State (H)	81	69	(W)	Others		11-31	35.4	3-4	75.0	14		7	0	25
12	(#9) CS Long Beach (H)	57	72	(L)	Team						139				
19	Weber State (H)	64	56	(W)	SJSU	26	757-1680	45.0	301-466	64.5	1091	41.9	474-14	381	1805/69.8
23	UC Santa Barbara (A)	62	81	(L)	OPP	26	766-1703	44.9	344-493	69.7	1097	42.1	470-9	346	1876/72.2
26	California (A)	60	62	(L)											
31	CS Los Angeles (A)	69	78	(L)											
Feb. 2	Fresno State (H)	61	60	(W)											
5	UC Santa Barbara (H)	68	74	(L)											
7	Pacific (A)	65	72	(L)											
16	Pacific (H)	66	67	(L)											
21	Fresno State (A)	74	78	(L)											
23	CS Los Angeles (A)	67	95	(L)											
28	(#13) CS Long Beach (A)	60	84	(L)											
Mar. 2	San Diego State (A)	71	73	(L)											




Ken Mickey




Pete Miller



Jack Gamulin



Ron Fair



Earl Hogue

1974-75 (16-13)

COACH: Ivan Guevara

ASSISTANTS: Dave Waxman, Joe Jennum & Tom Kissane

CAPTAIN: Don Orndorff

1974-75 Individual Statistics

	Player	G	FG-FGA	Pct.	FT-FTA	Pct.	REB	Avg.	PF-D	A	Pts./Avg.				
Nov.29	North Dakota (H)	87	79	(W)	P. Miller	29	161-302	53.3	83-104	79.8	72	2.5	58-2	113	405/14.0
30	South Dakota (H)	93	52	(W)	D. Orndorff	28	140-308	45.5	73-104	70.2	165	5.9	80-3	72	353/12.6
Dec. 3	Nevada (H)	75	76	(L)	P. Barrett	28	134-278	48.2	51-78	65.4	52	1.9	47-1	47	319/11.4
6	Montana State (A)	72	60	(W)	E. Hogue	28	118-209	56.5	54-76	71.1	212	7.6	62-0	41	290/10.4
7	Gonzaga (A)	71	63	(W)	R. Darnell	26	106-228	46.5	52-93	55.9	211	8.1	88-6	28	264/10.2
9	Montana (A)	63	70	(L)	R. Fair	29	117-246	47.6	37-60	61.7	163	5.6	93-6	21	271/9.3
11	Idaho (H)	75	68	(W)	D. Black	29	51-105	48.6	43-51	84.3	29	1.0	44-2	66	145/5.0
14	North Dakota State (H)	86	66	(W)	M. Stevens	20	28-59	47.5	11-23	47.8	45	2.2	27-1	12	67/3.3
17	Nebraska (A)	80	66	(W)	W. Wilson	21	13-34	38.2	23-28	85.2	12	0.6	20-0	15	49/2.3
19	DePaul (A)	73	75	(L-OT)	R. Palmer	21	18-45	40.0	20-28	71.4	27	1.3	28-2	5	56/2.7
21	Iowa (A)	105	103	(W-OT)	SJSU	27	842-1639	51.4	381-548	69.5	969	35.9	410-10	398	2046/75.8
26	Hawai'i (A)	63	64	(L)	OPP	27	856-1855	46.1	257-373	68.9	1063	39.4	490-10	380	1971/73.0
28	Tulsa (N)	74	82	(L)											
30	Florida (N)	83	80	(W)											
Jan. 3	CS Hayward (A)	85	81	(W)											
7	Chico State (H)	79	53	(W)											
9	Portland State (H)	76	62	(W)											
15	UC Davis (A)	55	66	(L)											
23	Fresno State (A)	82	74	(W)											
25	CS Long Beach (A)	66	72	(L)											
28	California (A)	85	92	(L)											
Feb. 1	Pacific (H)	92	75	(W)											
6	CS Fullerton (H)	75	69	(W)											
8	San Diego State (H)	77	73	(W)											
13	San Diego State (A)	77	95	(L)											
15	CS Fullerton (A)	79	81	(L)											
20	CS Long Beach (H)	63	67	(L)											
22	Fresno State (H)	69	73	(L)											
Mar. 1	Pacific (A)	77	79	(L)											



Pete Miller




Don Orndorff



Earl Hogue



Rick Darnell



Ron Fair

\* - Rainbow Classic



# Scores & Statistics (1976-1977)



1975-76 (17-10)

COACH: Ivan Guevara

ASSISTANTS: Hal Dohling & Bruce Randall


CAPTAINS: Earl Hogue & Ron Fair

Nov.28	Humboldt State (H)	92	45 (W)
29	Weber State (A)	82	98 (L)
Dec. 1	Idaho (A)	94	77 (W)
5	(#8) UCLA (A)	80	90 (L)
6	Montana State (H)	72	71 (W)
9	Montana (H)	67	61 (W)
13	Central Michigan (H)	82	78 (W)
20	(#12) Washington (A)	69	88 (L)
22	Portland State (A)	83	81 (W)
27	Loyola (Calif.) (H)	95	93 (W)
Jan. 3	Oregon (A)	51	68 (L)
6	Portland (H)	77	58 (W)
13	Santa Clara (A)	83	63 (W)
22	CS Long Beach (A)	61	63 (L)
24	Fresno State (A)	76	63 (W)
29	California (A)	82	80 (W)
31	Pacific (H)	87	71 (W)
Feb. 5	San Diego State (H)	71	73 (L)
7	CS Fullerton (H)	56	72 (L)
11	Hawaii (H)	77	76 (W-OT)
12	CS Fullerton (A)	66	67 (L)
14	San Diego State (A)	82	74 (W)
19	Fresno State (H)	76	80 (L-OT)
21	CS Long Beach (H)	71	62 (W)
24	Portland State (H)	84	83 (W)
28	Pacific (A)	65	63 (W)
Mar. 6	#San Diego State (N)	64	67 (L)

1975-76 Individual Statistics

Player	G	FG-FGA	Pct.	FT-FTA	Pct.	REB	Avg.	PF-D	A	Pts./Avg.
R. Fair	27	168-304	55.3	66-115	57.8	205	7.6	86-1	23	412/15.3
E. Hogue	21	119-216	55.1	53-80	66.3	144	6.9	49-1	35	287/13.7
K. Mickey	27	134-255	52.5	77-100	77.0	90	3.3	41-0	145	347/12.9
S. Sincock	27	142-281	50.5	33-51	64.7	107	4.0	51-2	35	317/11.7
R. Quinn	26	83-172	48.3	54-69	78.3	111	4.3	69-3	51	220/8.5
G. Eubanks	27	94-201	46.8	31-50	62.0	95	3.5	34-2	69	219/8.1
M. Tanner	19	34-65	52.3	15-28	53.6	24	1.3	22-1	13	81/4.3
S. Friar	13	12-45	26.7	12-20	60.0	26	2.0	13-0	5	36/2.8
T. Haynes	17	16-32	50.0	7-11	63.6	13	0.8	21-0	2	39/2.3
S. Swarbrick	10	5-20	25.0	5-9	59.6	14	1.4	13-0	3	17/1.7
<b>SJSU</b>	27	842-1639	51.4	381-548	69.5	969	35.9	410-10	398	2045/75.8
<b>OPP</b>	27	856-1855	46.1	257-373	68.9	1063	39.4	490-10	380	1971/73.0

# - PCAA Tournament game



Ron Fair




Earl Hogue



Ken Mickey



Steve Sincock



Rick Quinn

1976-77 (17-12)

COACH: Ivan Guevara

ASSISTANTS: Hal Dohling & Earl White


Nov.26	Chico State (H)	79	75 (W-OT)
27	Nevada (A)	77	80 (L)
29	+ Montana (A)	71	87 (L)
Dec. 1	Portland (A)	84	93 (L)
6	Ball State (A)	63	56 (W)
8	Illinois (A)	70	84 (L)
11	Illinois State (A)	82	101 (L)
22	(#8) UCLA (A)	74	89 (L)
29	UC Davis (H)	85	78 (W)
Jan. 3	Santa Clara (A)	69	73 (L)
6	CS Sacramento (H)	94	83 (W)
12	Illinois State (H)	79	75 (W)
14	Pacific (A)	67	60 (W)
20	CS Fullerton (A)	64	84 (L)
22	San Diego State (A)	60	88 (L)
25	UC Santa Barbara (H)	83	82 (W)
28	Humboldt State (H)	73	57 (W)
Feb. 1	Hawai'i (H)	74	62 (W)
3	Fresno State (H)	75	66 (W)
5	CS Long Beach (H)	75	68 (W)
10	CS Long Beach (A)	89	101 (L)
12	Fresno State (H)	65	55 (W)
17	UC Santa Barbara (A)	74	71 (W)
19	Pacific (H)	63	58 (W)
24	San Diego State (H)	64	73 (L)
26	CS Fullerton (H)	60	61 (W)
Mar. 2	UC Santa Barbara (H)	71	52 (W)
5	#San Diego State (N)	75	74 (W)
6	#CS Long Beach (N)	63	76 (L)

1976-77 Individual Statistics


Player	G	FG-FGA	Pct.	FT-FTA	Pct.	REB	Avg.	PF-D	A	Pts./Avg.
K. Mickey	29	158-313	.505	114-148	.770	112	3.9	56-1	203	430/14.8
T. Haynes	29	125-248	.504	58-71	.817	129	4.4	84-3	29	308/10.6
S. Sincock	28	120-263	.456	45-54	.833	100	3.6	57-0	40	285/10.2
S. Hill	24	102-203	.502	27-55	.491	151	6.3	87-3	33	231/9.6
W. Rank	24	92-223	.413	43-74	.581	120	5.0	65-4	30	227/9.5
R. Quinn	27	91-174	.523	48-65	.738	110	4.1	65-0	58	230/8.5
R. Ward	27	82-182	.451	20-26	.769	85	3.1	47-1	52	184/6.8
G. McKoy	17	25-65	.385	9-10	.900	14	0.8	14-0	14	59/3.5
P. Davis	14	9-28	.321	28-34	.824	9	0.6	17-1	15	46/3.3
B. Lenzen	15	17-37	.459	9-14	.643	14	3.9	12-0	10	43/2.9
F. Johnson	16	18-43	.419	4-6	.667	9	0.6	4-0	17	40/2.5
W. Washington	8	3-13	.231	4-6	.667	10	1.3	4-0	2	10/1.3
B. August	6	1-3	.333	1-2	.500	8	1.3	2-0	0	3/0.5
S. Swarbrick	4	0-2	.000	1-2	.500	0	0.0	2-0	0	1/0.3




Ken Mickey




Tracy Haynes



Steve Sincock



Stan Hill



Wally Rank

# - PCAA Tournament game

+ - Game forfeited to SJSU by action of the PCAA



# Scores & Statistics (1978-1979)

1977-78 (8-19)

COACH: Ivan Guevara  
ASSISTANTS: Hal Dohling & Earl White  
CAPTAIN: Tracy Haynes

1977-78 Individual Statistics


			Player	G	FG-FGA	Pct.	FT-FTA	Pct.	REB	Avg.	PF-D	A	Pts./Avg.
			W. Rank	24	147-301	.488	59-97	.608	177	7.4	79-3	17	353/14.7
Nov.26	Stanford (A)	80 81 (L-OT)	T. Haynes	27	123-254	.484	55-77	.714	103	3.8	104-7	43	301/11.2
Dec. 1	North Dakota (H)	90 82 (W)	S. Hill	26	112-212	.528	31-56	.554	178	6.9	79-5	24	258/9.9
6	Colorado (A)	62 75 (L)	R. Lowe	19	71-140	.507	38-45	.844	56	2.9	41-0	59	180/9.5
9	* CS Long Beach (N)	84 94 (L)	S. Williams	27	92-197	.467	38-60	.633	115	4.3	64-3	17	212/7.9
10	* Kent State (N)	52 59 (L)	F. Johnson	25	51-113	.451	27-32	.844	60	2.4	20-0	92	129/5.2
16	+ Santa Clara (A)	90 93 (L)	P. Davis	24	42-99	.424	38-50	.760	30	1.3	33-1	91	122/5.1
17	+ South Carolina (N)	55 76 (L)	S. Pritchett	23	39-102	.382	24-32	.750	59	2.6	19-1	27	102/4.4
20	Iowa State (H)	59 56 (W)	M. Mendez	22	33-79	.418	15-23	.652	38	1.7	31-1	47	81/3.7
22	(#7) UCLA (A)	69 109 (L)	D. Murrey	10	7-21	.333	4-10	.400	13	1.3	7-0	5	18/1.8
27	California (H)	76 74 (W)	G. McKoy	19	11-35	.314	8-15	.533	8	0.4	17-0	24	30/1.6
30	Santa Clara (A)	77 105 (L)	<b>SJSU</b>	27	775-1665	.466	367-546	.672	971	35.9	584-27	457	1917/71.0
Jan. 5	CS Sacramento (H)	76 69 (W)	<b>OPP</b>	27	832-1667	.499	432-631	.685	1039	38.5	545-17	422	2096/77.6
12	CS Long Beach (H)	60 76 (W)											
14	San Diego State (H)	66 68 (L)											
19	CS Fullerton (A)	66 61 (L)											
21	UC Santa Barbara (A)	67 70 (L)											
26	Fresno State (H)	45 59 (L)											
26	UC Irvine (A)	58 73 (L)											
Feb. 2	Pacific (H)	78 69 (W)											
4	Pacific (A)	73 74 (L)											
9	UC Irvine (H)	70 67 (W)											
11	Fresno State (A)	46 56 (L)											
16	UC Santa Barbara (H)	68 66 (W-OT)											
18	CS Fullerton (H)	78 80 (L)											
23	San Diego State (A)	77 81 (L)											
25	CS Long Beach (A)	97 113 (L)											
Mar. 2	#CS Fullerton (N)	78 88 (L)											




Wally Rank




Tracy Haynes



Stan Hill



Sid Williams



Frank Johnson

\* - Utah Classic  
+ - Cable Car Classic  
# - PCAA Tournament game

1978-79 (7-20)

COACH: Ivan Guevara  
ASSISTANTS: Hal Dohling & Earl White  
CAPTAIN: Mike Mendez

1978-79 Individual Statistics

			Player	G	FG-FGA	Pct.	FT-FTA	Pct.	REB	Avg.	PF-D	A	Pts./Avg.
			W. Rank	25	144-322	.447	89-110	.809	162	6.5	89-5	29	377/15.1
Nov. 25	California (A)	66 77 (L)	M. Jackson	27	147-268	.549	45-87	.517	224	8.3	75-1	33	339/12.6
27	Stanford (H)	79 76 (W-OT)	M. Mendez	27	105-244	.430	75-100	.750	88	3.3	63-1	162	285/10.6
Dec. 1	* Arizona State (A)	74 89 (L)	S. Williams	26	123-263	.468	18-29	.621	90	3.5	64-4	30	264/10.2
2	Wichita State (A)	82 80 (W-OT)	D. Sullivan	27	69-146	.473	34-52	.654	46	1.7	75-3	39	172/6.4
7	Iowa State (A)	73 91 (L)	G. Brown	26	73-152	.480	7-9	.778	76	2.9	59-2	120	153/5.9
9	North Dakota (A)	70 82 (L)	P. Schilleci	23	49-123	.398	26-49	.531	128	5.6	45-1	20	124/5.4
13	St. Mary's (Calif.) (H)	70 73 (L)	R. Ferrante	18	39-86	.454	8-9	.889	13	0.7	15-0	7	86/4.8
19	Colorado (H)	71 72 (L)	D. Murrey	20	41-101	.406	9-16	.563	32	1.6	37-2	19	93/4.7
22	+ Tennessee (N)	68 73 (L)	S. Swarbrick	17	27-62	.436	8-12	.667	63	3.7	34-0	17	62/3.7
23	+ Santa Clara (A)	85 102 (L)	J. Russo	17	8-22	.364	2-5	.400	15	0.9	10-0	0	18/1.1
26	Nevada (H)	57 75 (L)	F. Manumaleuna	3	0-1	.000	2-2	1.000	1	0.3	2-0	3	2/0.7
Jan. 3	Humboldt State (H)	75 73 (W)	T. Shaw	9	3-12	.250	0-1	.000	4	0.4	5-0	0	6/0.7
11	Fresno State (A)	51 53 (L-OT)	<b>SJSU</b>	27	829-1802	.460	323-481	.672	1013	37.5	564-20	475	1981/73.4
13	Pacific (A)	72 86 (L)	<b>OPP</b>	27	860-1674	.514	521-600	.702	1006	37.3	536-18	421	2141/79.3
18	UC Santa Barbara (H)	76 79 (L)											
20	CS Long Beach (H)	74 85 (L)											
25	Utah State (H)	101 85 (W)											
27	Utah State (A)	69 84 (L)											
Feb. 1	UC Irvine (H)	61 62 (L)											
4	CS Fullerton (H)	84 80 (W)											
8	CS Fullerton (A)	75 72 (W)											
10	UC Irvine (A)	71 80 (L)											
15	#UC Santa Barbara (A)	86 93 (L)											
17	CS Long Beach (A)	80 92 (L)											
22	Fresno State (H)	49 46 (W)											
25	Pacific (H)	94 96 (L)											
Mar. 1	#Utah State (N)	78 85 (L)											




Wally Rank




Mickey Jackson



Mike Mendez



Sid Williams



Dan Sullivan

\* - Fiesta Classic  
+ - Cable Car Classic  
# - PCAA Tournament game  
## - Game forfeited to SJSU by action of PCAA

# Scores & Statistics (1980-1981)



## 1979-80 (17-12)

### PACIFIC COAST ATHLETIC ASSOCIATION TOURNAMENT CHAMPION

#### NCAA TOURNAMENT PARTICIPANT

COACH: Bill Berry

ASSISTANTS: Tony Oddo & Phil Rosemurgy

Nov.30	Missouri Western (H)	58	54	(W)
Dec. 3	Arizona (A)	70	72	(L)
5	Montana (H)	72	74	(L-OT)
7	Portland (H)	72	73	(L-OT)
15	Stanford (A)	67	66	(W)
18	St. Mary's (Calif.) (A)	61	57	(W)
21	* (#14) Virginia (N)	83	79	(W)
22	* Santa Clara (A)	77	62	(W)
26	+ North Texas State (N)	61	72	(L)
27	+ Oklahoma City (A)	75	77	(L)
28	+ St. Francis (N.Y.) (N)	78	63	(W)
Jan. 3	CS Sacramento (H)	90	46	(W)
10	Pacific (H)	65	59	(W)
13	Fresno State (H)	44	48	(L)
17	CS Long Beach (H)	64	61	(W)
19	#UC Santa Barbara (A)	66	76	(L-OT)
24	Utah State (A)	92	95	(L)
27	Utah State (H)	69	67	(W)
31	UC Irvine (H)	82	47	(W)
Feb. 2	CS Fullerton (H)	72	69	(W)
7	CS Fullerton (A)	66	58	(W)
9	UC Irvine (A)	74	59	(W)
14	## UC Santa Barbara (H)	51	52	(L)
16	CS Long Beach (A)	74	82	(L)
23	Pacific (A)	73	83	(L)
28	# UC Santa Barbara (N)	73	66	(W)
29	#Utah State (N)	94	68	(W)
Mar. 1	#CS Long Beach (N)	57	55	(W)
6	@ (#16) Missouri (N)	51	61	(L)

\* - Cable Car Classic

+ - All College Tournament

# - PCAA Tournament game

## - Game forfeited to SJSU by action of PCAA


@ - NCAA Tournament game

## 1979-80 Individual Statistics

Player	G	FG-FGA	Pct.	FT-FTA	Pct.	REB	Avg.	PF-D	A	Pts./Avg.
W. Rank	29	179-361	49.5	117-169	69.2	203	7.0	106-9	53	475/16.3
M. Jackson	29	131-205	63.9	67-122	54.9	204	7.0	75-1	28	329/11.3
A. Graham	28	90-177	50.8	52-81	64.1	99	3.5	85-4	35	232/8.2
D. Murrey	28	79-154	51.2	66-78	84.6	72	2.5	76-5	23	224/8.0
M. Mendez	29	80-158	50.6	57-78	73.0	70	2.4	72-3	117	217/7.4
S. Williams	28	72-164	43.9	11-19	57.8	89	3.1	72-2	23	155/5.5
D. Sullivan	29	40-80	50.0	25-36	69.4	40	1.3	51-3	33	105/3.6
E. Saunders	27	25-86	29.0	42-65	64.6	24	0.8	65-4	35	92/3.4
D. Byrd	28	29-69	42.0	26-45	62.2	39	1.3	45-0	21	86/3.0
J. Russo	22	20-36	55.5	18-26	69.2	22	1.0	24-0	5	58/2.6
S. Swarbrick	23	13-34	38.2	13-20	65.0	21	0.9	35-1	7	39/1.6
R. Chisholm	10	6-23	26.0	7-9	77.8	4	0.4	11-0	2	19/1.9
SJSU	29	764-1547	49.3	503-748	67.2	1042	35.9	717-32	382	2031/70.0
OPP	29	659-1381	47.7	583-812	71.7	939	32.3	676-35	360	1901/65.5



Wally Rank



Mickey Jackson



Arthur Graham



Doug Murrey



Mike Mendez

## 1980-81 (21-9)

### NATIONAL INVITATION TOURNAMENT (NIT) PARTICIPANT

COACH: Bill Berry

ASSISTANTS: Phil Rosemurgy & Tony Oddo

Nov.28	Sonoma State (H)	74	44	(W)
Dec. 1	Montana (A)	50	49	(W)
3	Portland (A)	61	67	(L)
6	South Dakota State (H)	76	55	(W)
9	CS Sacramento (H)	85	61	(W)
11	Idaho (A)	55	69	(L)
13	Idaho State (A)	69	58	(W)
20	Northern Arizona (H)	64	51	(W)
22	Duquesne (H)	82	60	(W)
28	UC Riverside (H)	59	39	(W)
Jan. 3	Nevada (A)	54	56	(L)
5	Loyola Marymount (A)	93	71	(W)
10	+ Athletes-in-Action (H)	63	49	
15	Pacific (H)	58	50	(W)
17	Fresno State (H)	52	47	(W)
22	CS Fullerton (A)	49	43	(W)
24	UC Santa Barbara (A)	57	56	(W-3OT)
29	Utah State (H)	69	64	(W)
31	Utah State (A)	82	71	(W)
Feb. 5	UC Irvine (A)	78	90	(L)
7	CS Long Beach (A)	50	60	(L)
12	CS Long Beach (H)	72	69	(W-OT)
14	UC Irvine (H)	49	50	(L)
19	UC Santa Barbara (H)	68	44	(W)
21	CS Fullerton (H)	59	41	(W)
26	Fresno State (A)	52	62	(L)
28	Pacific (A)	69	59	(W)
Mar. 5	#CS Fullerton (N)	63	54	(W)
6	#CS Long Beach (N)	64	50	(W)
7	#Fresno State (N)	48	52	(L)
11	@UTEP (A)	53	57	(L)


+ - Exhibition game

# - PCAA Tournament game


@ - NIT Tournament game

## 1980-81 Individual Statistics

Player	G	FG-FGA	Pct.	FT-FTA	Pct.	REB	Avg.	PF-D	A	Pts./Avg.
S. Williams	30	198-334	59.3	58-92	63.0	216	7.2	94-5	32	454/15.1
D. Murrey	30	163-336	48.5	94-115	81.7	152	5.1	103-4	25	420/14.0
C. McNealy	30	149-296	50.3	50-84	59.5	193	6.4	95-2	96	348/11.6
M. Mendez	30	68-160	42.5	65-90	72.2	67	2.2	61-1	143	199/6.7
M. Moore	27	59-137	43.1	28-44	63.6	42	1.6	47-0	46	146/5.4
J. Russo	1	2-7	28.6	0-0	00.0	2	2.0	3-0	1	4/4.0
J. Rogers	11	16-31	51.6	7-12	58.3	24	2.2	4-0	2	39/3.5
E. Saunders	28	31-69	44.9	30-38	78.9	32	1.2	34-0	31	92/3.3
D. Byrd	28	31-85	36.5	26-41	63.4	62	2.2	44-1	18	88/3.1
E. Uthoff	29	27-55	49.1	26-41	63.4	64	2.2	62-0	13	80/2.8
K. Thomas	20	14/29	48.3	9-12	75.0	25	1.3	20-0	3	37/1.8
T. McTighe	7	2-3	66.7	0-1	00.0	2	0.3	0-0	0	4/0.6
SJSU	30	760-1542	49.3	393-570	68.9	971	32.4	567-13	410	1913/63.8
OPP	30	651-1462	44.5	397-556	71.4	862	28.7	586-27	381	1699/56.6



Sid Williams



Doug Murrey



Chris McNealy



Mike Mendez



Mike Moore



# Scores & Statistics (1982-1983)

1981-82 (13-13)

COACH: Bill Berry

ASSISTANTS: Phil Rosemurgy & John Raynor

Nov.28	CS Bakersfield (H)	41	42 (L)
30	CS Dominguez Hills (H)	72	52 (W)
Dec. 5	Northern Arizona (A)	57	60 (L)
7	Utah (A)	56	60 (L)
10	Sonoma State (H)	85	51 (W)
12	Loyola Marymount (H)	49	47 (W-OT)
19	Idaho (H)	45	48 (L)
29	* Gonzaga (N)	60	55 (W)
30	* Eastern Montana (A)	54	53 (W)
Jan. 5	(#8) USF (A)	66	78 (L)
8	U.S. International (H)	75	65 (W)
14	Utah State (H)	56	49 (W)
16	Pacific (H)	57	56 (W)
22	CS Fullerton (A)	50	61 (L)
23	UC Santa Barbara (A)	72	65 (W)
26	(#19) Fresno State (A)	45	63 (L)
30	(#19) Fresno State (H)	36	47 (L)
Feb. 4	UC Irvine (A)	58	57 (W)
6	CS Long Beach (A)	45	47 (L)
11	UC Irvine (H)	61	68 (L)
13	CS Long Beach (H)	56	57 (L-OT)
18	CS Fullerton (H)	62	57 (W)
20	UC Santa Barbara (H)	48	49 (L)
25	Utah State (A)	55	47 (W)
27	Pacific (A)	65	55 (W)
Mar. 3	#CS Long Beach (N)	68	71 (L)

\* - KOA Classic  
# - PCAA Tournament game

1981-82 Individual Statistics


Player	G	Min	FG-FGA	Pct.	FT-FTA	Pct.	REB	Avg.	PF-D	A	Pts./Avg.
C. McNealy	23	822	138-250	55.2	71-113	62.8	222	9.6	71-4	35	347/15.1
M. Moore	26	749	76-171	44.4	38-51	74.5	39	1.5	66-3	77	190/7.3
G. Vinson	26	727	56-135	41.5	39-59	66.1	122	4.7	90-9	10	151/5.8
K. Bowland	25	370	56-107	52.3	29-38	76.3	23	0.9	31-1	29	141/5.6
J. Brown	23	454	44-85	51.8	39-53	73.6	44	1.9	46-5	66	127/5.5
D. Warner	24	438	56-124	45.2	12-22	54.5	50	2.1	27-0	18	124/5.2
K. Thomas	17	245	35-67	52.2	6-11	54.5	44	2.6	41-4	8	124/5.2
P. Phifer	18	217	26-63	41.3	17-24	70.8	50	2.8	31-2	3	69/3.8
M. Dixon	22	398	27-71	38.0	28-37	75.7	19	0.9	38-3	64	82/3.7
D. Jones	21	193	33-84	39.3	10-14	71.4	12	0.6	22-0	10	76/3.6
E. Uthoff	26	414	18-42	42.9	28-38	73.7	54	2.1	51-0	14	64/2.5
J. Rogers	3	50	3-10	30.0	1-4	25.0	7	2.3	1-0	1	7/2.3
J. Reason	17	138	13-39	33.3	7-9	77.8	14	0.8	17-0	4	33/1.9
F. Martin	6	23	3-7	42.9	0-1	00.0	1	0.2	3-0	2	6/1.0
W. Farris	3	12	0-2	00.0	1-2	50.0	3	1.0	1-0	1	1/0.3
<b>SJSU</b>	26	5250	584-1257	46.5	326-476	68.5	821	31.6	536-31	342	1494/57.5
<b>OPP</b>	26	5250	534-1171	45.6	391-577	67.8	740	28.5	496-11	293	1459/56.1



Chris McNealy




Mike Moore



Greg Vinson



Kevin Bowland



Jonathon Brown

1982-83 (14-15)

COACH: Bill Berry

ASSISTANTS: Dave Bollwinkel & Casey Rush

Nov.27	##Puget Sound (H)	71	62 (W)
29	##Idaho State (H)	61	51 (W)
Dec. 3	Nevada (H)	81	92 (L)
6	Portland (A)	57	59 (L-2OT)
9	Southern California (H)	54	72 (L)
11	(#5) UCLA (A)	71	94 (L)
22	##Loyola Marymount (H)	94	80 (W)
23	##San Diego (H)	66	61 (W)
28	+(#8) Tennessee (N)	42	50 (L)
29	##+ Wagner (N)	74	67 (W)
Jan. 6	Pacific (A)	71	77 (L)
8	Utah State (A)	68	77 (L)
13	CS Fullerton (H)	73	60 (W)
15	UC Irvine (H)	81	78 (W)
18	Santa Clara (A)	62	49 (W)
22	UC Santa Barbara (A)	58	57 (W)
27	UC Irvine (A)	73	59 (W)
29	CS Fullerton (A)	57	77 (L)
Feb. 3	Pacific (H)	88	61 (W)
6	Fresno State (A)	50	63 (L)
10	Utah State (H)	65	76 (L)
12	CS Long Beach (H)	75	62 (W)
18	(#1) UNLV (A)	81	84 (L)
19	CS Long Beach (A)	69	83 (L)
24	Fresno State (H)	59	66 (L)
Mar. 3	(#9) UNLV (H)	61	67 (L)
5	UC Santa Barbara (H)	70	58 (W)
10	#Utah State (N)	80	66 (W)
11	#Fresno State (N)	47	53 (L-OT)


+ - Las Vegas Holiday Classic  
# - PCAA Tournament game  
## - Game forfeited by SJSU by action of the PCAA

1982-83 Individual Statistics


Player	G	Min	FG-FGA	Pct.	3FG-3FGA	Pct.	FT-FTA	Pct.	REB	Avg.	PF-D	A	Blk-S	Pts./Avg.
C. McNealy	28	1048	217-368	58.9	2-2	100.0	105-157	66.9	263	9.4	90-4	72		541/19.3
D. Johnson	10	294	62-120	51.7	0-2	00.0	21-28	75.0	29	2.9	28-0	22		145/14.5
K. Bowland	29	895	128-276	46.4	20-54	37.0	41-55	74.5	69	2.4	65-4	68		317/10.9
G. Vinson	27	830	99-174	56.9	0-0	00.0	59-95	62.1	153	5.7	100-10	19		257/9.5
G. Copeland	27	442	84-164	51.2	0-0	00.0	12-26	46.2	54	2.0	55-4	28		180/6.7
D. Warner	28	500	72-143	50.3	0-2	00.0	37-55	67.3	89	3.2	63-1	17		181/6.5
M. Dixon	29	702	52-125	41.6	5-13	38.5	39-49	79.6	51	1.8	60-2	138		148/5.1
B. Evans	26	285	24-81	29.6	1-4	25.0	12-14	84.2	13	0.5	35-2	28		61/2.3
E. Uthoff	28	478	12-33	36.4	0-0	00.0	22-29	75.9	62	2.2	67-2	12		46/1.6
P. Phifer	13	88	8-19	42.1	0-0	00.0	3-4	75.0	16	1.2	12-0	0		19/1.5
K. Norwood	19	89	9-23	39.1	0-0	00.0	7-17	41.2	17	0.9	20-1	3		25/1.3
V. Watson	24	193	8-45	17.8	0-2	00.0	15-25	60.0	10	0.4	14-0	21		31/1.3
F. Martin	8	27	3-7	42.9	1-2	50.0	1-3	33.3	3	0.4	4-0	1		8/1.0
D. Jones	1	4	0-2	00.0	0-2	00.0	0-0	00.0	0	0.0	2-0	0		0/0.0
<b>SJSU</b>	29	5875	778-1580	49.2	29-83	34.9	374-557	67.1	942	32.5	615-30	429		1959/67.6
<b>OPP</b>	29	5875	697-1470	47.4	65-172	37.8	500-716	69.8	931	32.1	579-16	357		1959/67.6




Chris McNealy




Kevin Bowland



Greg Vinson



Gavin Copeland



Dwayne Warner

# Scores & Statistics (1984-1985)



1983-84 (10-18)

COACH: Bill Berry


ASSISTANTS: Dave Bollwink & George Libbon

Nov.29	San Francisco State (H)	55	42 (W)
Dec. 2	+ Stanford (A)	48	58 (L)
3	+ Fordham (N)	74	89 (L)
6	Sonoma State (H)	80	60 (W)
8	Southern California (A)	62	69 (L)
10	Santa Clara (H)	65	67 (L)
17	Nevada (A)	75	79 (L)
19	Loyola Marymount (A)	72	64 (W)
21	Portland (H)	55	53 (W)
Jan. 5	UC Santa Barbara (A)	58	56 (W)
7	CS Fullerton (A)	62	72 (L)
9	Pacific (H)	79	49 (W)
12	(#14) UNLV (H)	77	105 (L)
14	UC Irvine (H)	72	77 (L)
21	New Mexico State (A)	67	77 (L)
23	CS Long Beach (A)	52	63 (L)
28	Utah State (H)	70	79 (L)
Feb. 2	CS Fullerton (H)	50	49 (W)
4	Fresno State (A)	48	83 (L)
6	UC Santa Barbara (H)	59	56 (W)
9	UC Irvine (A)	53	64 (L)
12	(#4) UNLV (A)	76	88 (L)
16	New Mexico State (H)	59	55 (W)
18	CS Long Beach (H)	56	53 (W)
23	Utah State (A)	60	68 (L)
Mar. 1	Fresno State (H)	33	43 (L)
4	Pacific (A)	49	51 (L)
8	(#10) UNLV (N)	55	70 (L)

+ - Stanford Invitational  
# - PCAA Tournament game

1983-84 Individual Statistics


Player	G/S	Min	FG-FGA	Pct.	FT-FTA	Pct.	REB	Avg.	PF-D	A	Pts./Avg.
S. Evans	28/23	791	109-196	55.6	58-113	51.3	176	6.3	109-10	20	276/9.9
W. Farris	24/14	590	93-169	55.0	31-51	60.8	55	2.3	54-1	38	217/9.0
M. Fleming	27/12	557	68-149	45.6	58-75	77.3	89	3.3	68-5	19	194/7.2
E. Williams	28/9	391	80-198	40.4	37-56	66.1	46	1.6	69-5	27	197/7.0
M. Dixon	28/27	939	70-151	46.4	56-75	74.7	61	2.2	95-8	155	196/7.0
G. Puou	27/14	516	66-153	43.1	33-48	68.8	67	2.5	56-2	37	165/6.1
B. Evans	26/8	442	66-138	47.8	17-24	70.8	38	1.5	30-0	20	149/5.7
J. Nord	16/6	232	36-64	56.2	12-25	48.0	41	2.6	50-4	8	84/5.2
G. Thomas	28/10	348	33-79	41.8	18-33	54.5	73	2.6	47-0	4	84/3.0
K. Norwood	27/8	376	32-81	39.5	11-19	57.9	59	2.2	42-1	18	75/2.8
L. Wyatt	25/9	332	26-62	41.9	19-31	61.3	62	2.5	49-1	8	71/2.8
E. Huse	3/0	13	2-4	50.0	1-1	100.0	4	1.3	1-0	0	5/1.7
E. Sankey	5/1	73	4-6	66.7	0-0	00.0	6	1.2	7-0	7	8/1.6
<b>SJSU</b>	28	5600	685-1450	47.2	351-551	63.7	880	31.4	677-37	361	1721/61.5
<b>OPP</b>	28	5600	661-1353	48.9	495-742	66.7	868	31.0	524-19	388	1817/64.9



Stony Evans



Ward Farris



Matt Fleming



Eric Williams



Michael Dixon

1984-85 (16-13)

COACH: Bill Berry


ASSISTANTS: Dave Bollwink, George Libbon

Nov.27	Portland (H)	81	82 (L-3OT)
Dec. 1	Arizona (A)	44	79 (L)
3	San Diego (A)	63	65 (L)
5	CS Hayward (H)	77	57 (W)
8	Washington State (A)	58	60 (L-OT)
21	Sonoma State (H)	84	42 (W)
22	Santa Clara (H)	74	67 (W)
28	+ Ohio (N)	67	62 (W)
29	+ Utah (A)	72	70 (W)
Jan. 3	UC Irvine (H)	93	71 (W)
5	UNLV (H)	65	80 (L)
7	Fresno State (A)	49	58 (L)
10	CS Fullerton (A)	97	92 (W-4OT)
12	UC Santa Barbara (A)	74	55 (W)
19	Utah State (A)	75	80 (L)
21	Long Beach State (A)	73	67 (W)
26	CS Fullerton (H)	46	51 (L)
31	(#16) UNLV (A)	56	70 (L)
Feb. 2	UC Irvine (A)	77	78 (L)
4	Pacific (H)	78	46 (W)
7	New Mexico State (A)	69	59 (W)
9	CS Long Beach (H)	68	72 (L)
13	UC Santa Barbara (H)	57	54 (W)
21	Pacific (A)	55	84 (L)
23	Utah State (H)	83	78 (W-2OT)
28	New Mexico State (H)	78	64 (W)
Mar. 2	Fresno State (H)	84	80 (W-2OT)
7	#Utah State (N)	92	58 (W)
8	(#11) UNLV (N)	59	60 (L)

+ - Utah Classic  
# - PCAA Tournament game

1984-85 Individual Statistics

Player	G/S	Min	FG-FGA	Pct.	3FG-3FGA	Pct.	FT-FTA	Pct.	REB	Avg.	PF-D	A	Blk-S	Pts./Avg.
M. Fleming	26/25	813	132-262	50.4	0-0	00.0	85-114	75.2	121	4.7	87-3	46		349/13.4
W. Farris	29/26	899	150-284	52.8	0-5	00.0	70-90	77.8	125	4.3	66-1	72		370/12.8
R. Owens	29/28	1021	142-265	53.6	0-1	00.0	45-95	47.4	235	8.1	82-1	36		339/11.7
S. Evans	29/26	907	137-265	51.7	0-0	00.0	61-112	54.5	191	6.6	98-7	30		335/11.6
G. Puou	28/6	479	68-154	44.2	0-1	00.0	49-67	73.1	90	3.2	64-4	40		185/6.6
O. Johnson	29/16	681	68-170	40.0	3-5	60.0	32-48	66.7	73	2.5	64-3	94		171/5.9
M. Dixon	28/16	661	49-109	46.6	0-6	00.0	29-40	72.5	45	1.6	54-0	120		127/4.5
B. Holt	20/0	155	28-66	42.4	0-7	00.0	11-18	61.1	24	1.2	22-0	6		67/3.3
K. Norwood	4/0	42	4-8	50.0	0-0	00.0	2-8	25.0	11	2.7	6-0	2		10/2.5
H. Simon	6/0	19	4-6	66.7	0-2	00.0	4-6	66.7	6	1.0	3-0	2		12/2.0
D. Curry	12/0	90	9-18	50.0	0-0	00.0	5-13	38.5	14	1.2	15-0	3		23/1.9
B. Evans	19/0	162	16-48	33.3	0-3	00.0	0-0	00.0	15	0.8	13-0	13		32/1.7
L. Wyatt	20/2	141	11-25	44.0	0-0	00.0	8-16	50.0	27	1.3	27-0	4		30/1.5
G. Hatfield	9/0	30	1-7	14.2	0-0	00.0	2-4	50.0	7	0.8	3-0	2		4/0.4
<b>SJSU</b>	29	6100	819-1683	48.7	3-30	10.0	403-630	63.9	1084	37.4	604-19	470		2044/70.5
<b>OPP</b>	29	6100	696-1614	43.1	66-190	34.7	454-633	71.7	951	32.8	580-19	369		1927/66.4



Matt Fleming



Ward Farris



Reggie Owens



Stony Evans



George Puou



# Scores & Statistics (1986-1987)

1985-86 (16-12)

COACH: Bill Berry

ASSISTANTS: Dave Bollwinkel & Greg Graham

1985-86 Individual Statistics

Date	Opponent	Score	Result
Nov.25	Sonoma State (H)	90	47 (W)
27	CS Hayward (H)	79	55 (W)
30	Arizona State (A)	66	72 (L)
Dec. 3	USF (H)	76	55 (W)
11	USF (A)	68	61 (W)
19	Santa Clara (A)	58	55 (W)
21	Washington State (H)	64	49 (W)
27	+ Mississippi State (N)	65	75 (L)
28	+ Idaho (N)	70	67 (W)
Jan. 2	UC Irvine (A)	67	72 (L)
4	(#13) UNLV (A)	60	106 (L)
6	Fresno State (H)	55	52 (W)
9	UC Santa Barbara (H)	76	63 (W)
11	CS Fullerton (H)	40	41 (L)
18	Utah State (A)	67	80 (L)
20	CS Long Beach (A)	72	62 (W)
23	Pacific (A)	64	60 (W)
25	Fresno State (A)	48	45 (W)
30	(#10) UNLV (H)	55	62 (L)
Feb. 2	UC Irvine (H)	71	55 (W)
6	New Mexico State (H)	78	74 (W)
8	CS Long Beach (H)	55	56 (L)
13	UC Santa Barbara (A)	63	66 (L)
15	CS Fullerton (A)	54	57 (L)
17	Utah State (H)	81	69 (W)
24	Pacific (H)	61	65 (L)
27	New Mexico State (A)	87	79 (W)
Mar. 6	#Pacific (N)	53	55 (L)

Player	G/S	Min	FG-FGA	Pct.	3FG-3FGA	Pct.	FT-FTA	Pct.	REB	Avg.	PF-D	A	Blk-S	Pts./Avg.
R. Berry	28/27	892	179-369	48.5	24-40	60.0	137-164	83.5	138	4.9	107-11	85	6-26	519/18.5
R. Owens	27/27	945	128-260	49.2	0-0	0.0	38-86	44.2	234	8.7	91-6	50	12-42	294/10.9
W. Farris	27/22	775	96-189	50.8	0-1	0.0	50-67	74.6	80	2.9	64-1	89	4-42	242/8.9
H. Simon	28/9	564	86-176	48.9	3-11	27.3	48-56	85.7	66	2.4	63-1	30	2-28	223/7.9
O. Johnson	20/15	593	36-91	39.6	0-1	0.0	49-81	60.5	56	2.8	67-2	78	1-30	122/6.1
G. Puou	26/9	415	43-109	39.4	0-1	0.0	41-55	74.5	55	2.1	53-2	20	4-17	127/4.9
L. Wyatt	28/14	568	48-92	52.2	0-0	0.0	22-36	61.1	87	3.1	84-4	21	5-17	118/4.2
G. Thomas	28/13	433	46-89	51.6	0-0	0.0	12-24	50.0	70	2.6	62-1	8	21-7	104/3.9
A. Perry	19/0	119	20-46	43.5	3-11	27.3	8-12	66.7	6	0.3	12-0	9	0-2	51/2.7
S. Newman	13/10	65	8-23	34.8	1-1	100.0	4-11	36.4	6	0.3	14-0	8	0-5	21/1.6
D. Waters	18/3	142	9-18	50.0	0-0	0.0	3-10	30.0	34	1.9	20-0	4	4-9	24/1.3
M. Winter	18/0	89	7-14	50.0	0-0	0.0	8-8	100.0	20	1.1	14-0	3	0-1	22/1.2
<b>SJSU</b>	28	5600	706-1476	47.8	31-68	45.6	420-610	68.9	943	33.7	651-28	405	59-226	1863/66.5
<b>OPP</b>	28	5600	611-1431	42.7	56-176	31.8	477-716	66.6	915	32.7	562-16	345	72-178	1755/62.7

+ - Hoosier Classic  
# - PCAA Tournament game



Ricky Berry



Reggie Owens



Ward Farris



Herb Simon



Ontario Johnson

1986-87 (16-14)

COACH: Bill Berry

ASSISTANTS: Dave Bollwinkel & Greg Graham

1986-87 Individual Statistics

Date	Opponent	Score	Result
Nov.29	Portland (A)	49	54 (L)
Dec. 2	Stanford (H)	72	63 (W)
9	Southern California (A)	57	56 (W)
16	Santa Clara (H)	75	73 (W)
20	Arizona State (H)	66	67 (L)
22	CS Hayward (H)	60	66 (L)
26	+ Mississippi State (N)	62	57 (W)
28	+ Oregon (N)	64	69 (L)
29	+ Oregon State (N)	55	65 (L)
Jan. 3	CS Long Beach (H)	73	56 (W)
5	New Mexico State (H)	79	62 (W)
8	(#1) UNLV (A)	77	89 (L)
10	UC Irvine (A)	84	89 (L)
15	Pacific (A)	57	61 (L)
17	Fresno State (A)	62	41 (W)
22	UC Santa Barbara (H)	70	64 (W)
24	CS Fullerton (H)	62	53 (W)
29	New Mexico State (A)	43	72 (L)
31	Long Beach State (A)	71	59 (W)
Feb. 2	CS Fullerton (A)	60	62 (L)
5	UC Irvine (H)	95	70 (W)
7	(#1) UNLV (H)	74	83 (L)
14	Utah State (A)	86	91 (L-OT)
19	UC Santa Barbara (A)	52	53 (L)
23	Fresno State (H)	49	48 (W)
26	Utah State (H)	81	73 (W)
28	Pacific (H)	70	65 (W)
Mar. 5	#New Mexico State (N)	71	54 (W)
6	#UC Santa Barbara (N)	70	69 (W)
7	(#1) UNLV (N)	69	94 (L)

Player	G/S	Min	FG-FGA	Pct.	3FG-3FGA	Pct.	FT-FTA	Pct.	REB	Avg.	PF-D	A	Blk-S	Pts./Avg.
R. Berry	27/23	876	190-412	46.1	32-78	41.0	134-165	81.2	36-85-121	4.5	81-3	68	4-22	546/20.2
G. Puou	30/30	1039	123-264	46.6	0-3	0.0	128-162	79.0	61-117-178	5.9	100-6	74	5-38	374/12.5
R. Owens	30/29	921	106-241	43.4	2-5	40.0	27-54	50.0	65-158-223	7.4	117-11	73	8-39	241/8.0
B. Evans	30/23	785	78-176	44.3	0-3	0.0	47-65	72.3	10-49-59	1.9	47-1	55	0-33	203/6.8
R. Scott	27/17	685	64-161	39.8	0-5	0.0	41-54	75.9	16-29-45	1.7	85-3	65	3-26	169/6.3
G. Thomas	28/16	580	61-135	45.2	0-0	0.0	35-52	67.3	50-63-113	4.0	86-6	8	44-13	157/5.6
D. Waters	29/13	633	62-103	60.2	0-0	0.0	36-60	60.0	63-85-148	5.1	78-4	23	12-15	160/5.5
A. Perry	30/0	356	45-129	34.9	17-47	36.2	15-29	51.7	9-17-26	0.9	43-0	21	0-0	122/4.1
J. Svoboda	13/0	64	8-16	50.0	0-0	0.0	2-3	66.7	8-10-18	1.4	15-0	0	1-0	18/1.4
D. Daniels	10/0	30	4-13	30.8	2-6	33.3	3-5	60.0	3-4-7	0.7	7-0	0	0-2	13/1.3
P. Conaway	9/0	34	3-7	42.9	0-0	0.0	4-5	80.0	1-4-5	0.6	10-1	0	1-0	10/1.1
D. Broussard	7/0	9	0-2	0.0	0-0	0.0	2-2	100.0	0-1-1	0.1	1-0	1	0-0	2/0.3
S. Bigley	3/0	3	0-0	0.0	0-0	0.0	0-0	0.0	1-0-1	0.3	0-0	0	0-0	0/0.0
<b>SJSU</b>	30	6025	744-1661	44.8	53-148	35.8	474-656	72.3	323-624-1085	36.2671-35	390	78-204	2015/67.2	
<b>OPP</b>	30	6025	679-1590	42.7	129-354	36.4	491-731	67.2	328-563-1026	34.2611-23	350	66-183	1978/65.9	

+ - Far West Classic  
# - PCAA Tournament game



Ricky Berry




George Puou



Reggie Owens



Bobby Evans



Rodney Scott

# Scores & Statistics (1988-1989)



1987-88 (14-15)			1987-88 Individual Statistics													
COACH: Bill Berry			Player	G/S Min	FG-FGA Pct.	3FG-3FGAPct.	FT-FTA Pct.	REB Avg.	PF-D	A	Blk-S	Pts./Avg.				
ASSISTANTS: Greg Graham & Eric Saulny			R. Berry	29/29	10/58	.481	57-128	.445	145-178	.815	53-157-210	7.2	102-2	113	14-34	702/24.2
Dec. 2	Sonoma State (H)	88 61 (W)	S. Haney	29/19	78/6	.432	60-135	.444	31-36	.861	9-41-50	1.7	54-1	48	0-20	365/12.6
4	Chaminade (H)	83 56 (W)														
5	Santa Clara (A)	69 77 (L)	R. Scott	28/25	87/5	.480	5-13	.385	33-50	.660	22-33-55	1.9	79-6	108	1-24	230/8.2
11	+Auburn (N)	65 70 (L)														
12	+Illinois-Chicago (N)	65 54 (W)	D. Waters	29/29	93/2	.551	0-0	.000	63-115	.548	92-151-243	8.4	102-6	66	19-22	225/7.8
19	USF (H)	82 60 (W)														
22	Michigan State (A)	68 82 (L)	G. Thomas	29/16	66/7	.518	0-0	.000	21-34	.618	54-90-144	4.9	91-5	15	62-18	167/5.8
28	(#17) Missouri (A)	61 85 (L)														
Jan. 2	*Fresno State (A)	69 67 (W)	A. Perry	29/8	61/2	.276	18-72	.250	22-32	.688	19-36-55	1.9	69-3	46	1-20	140/4.8
4	*Pacific (A)	79 74 (W)														
7	*New Mexico State (H)	65 76 (L)	G. Williams	26/9	42/2	.464	0-0	.000	17-24	.708	41-61-102	3.5	57-1	19	8-14	107/4.1
9	*CS Long Beach (H)	80 79 (W)														
14	*UC Santa Barbara (A)	67 61 (W)	K. Young	19/1	14/9	.621	0-0	.000	20-25	.800	19-24-43	2.3	27-1	7	0-7	56/2.9
16	*UC Irvine (A)	77 98 (L)														
21	*#8) UNLV (H)	83 95 (L)	J. Svoboda	15/8	115/15	.484	0-0	.000	6-11	.545	10-8-18	1.2	20-0	2	0-4	36/2.4
23	*CS Fullerton (H)	65 60 (W)														
26	Memphis State (A)	82 67 (W)	T. Farmer	14/0	108/13	.342	0-1	.000	6-11	.545	6-16-22	1.6	21-0	3	2-4	32/2.3
30	*Utah State (A)	85 114 (L)														
Feb. 4	*CS Long Beach (A)	68 81 (L)	D. Daniels	17/0	66/9	.563	3-9	.333	2-4	.500	4-5-9	0.6	17-0	5	0-0	23/1.4
6	*New Mexico State (A)	59 77 (L)														
13	*UC Santa Barbara (H)	64 65 (L)	D. Broussard	12/0	30/3	.375	0-0	.000	2-4	.500	1-1-2	0.2	2-0	4	0-1	8/0.7
15	*UC Irvine (H)	55 63 (L)														
18	*CS Fullerton (A)	51 63 (L)	W. Franks	1/0	5/0	.000	0-0	.000	0-0	.000	0-1-1	1.0	0-0	0	0-0	0/0.0
20	*#11) UNLV (A)	68 85 (L)														
28	*Utah State (H)	96 95 (W-OT)														
Mar. 3	*Pacific (H)	80 59 (W)	<b>SJSU</b>	29	5825	.458	143-358	.399	368-524	.702	1039	35.8	641-25	436	106-168	2091/72.1
5	*Fresno State (H)	69 62 (W)	<b>OPP</b>	29	5825	.434	145-390	.372	535-757	.707	1017	35.1	533-13	460	63-180	2126/73.3
9	*Pacific (N)	76 60 (W)														
10	#Utah State (N)	72 80 (L)														

+ - Fighting Illini Classic  
 \* - PCAA contest  
 # - PCAA Tournament game

1988-89 (5-23)			1988-89 Individual Statistics													
COACH: Bill Berry			Player	G/S Min	FG-FGA Pct.	3FG-3FGAPct.	FT-FTA Pct.	REB Avg.	PF-D	A	Blk-S	Pts./Avg.				
ASSISTANTS: Greg Graham & Eric Saulny			S. Haney	16/13	491/94	.443	43-98	.439	38-48	.792	8-21-29	1.8	37-1	24	0-13	269/16.8
Nov.26	Sonoma State (H)	92 65 (W)	C. McPherson	12/12	410/65	.492	0-1	.000	41-67	.612	18-54-72	6.0	32-1	14	6-8	171/14.2
Dec. 2	+Army (N)	84 74 (W)	D. Waters	9/8	314/50	.526	0-0	.000	25-39	.641	25-48-73	8.1	29-1	22	3-10	125/13.9
3	+Nebraska (A)	76 90 (L)	J. Johnson	12/12	403/51	.510	4-10	.400	28-51	.549	30-48-78	6.5	43-4	38	6-11	134/11.2
5	Creighton (A)	77 84 (L)	R. Scott	16/15	535/66	.468	2-7	.286	34-58	.586	15-29-44	2.7	49-1	74	1-13	168/10.5
10	Stanford (A)	39 89 (L)	D. Daniels	26/15	598/83	.421	40-103	.388	32-48	.667	33-47-80	3.1	63-3	31	1-13	238/9.1
17	Boise State (H)	65 71 (L)	T. Farmer	16/7	339/52	.468	0-1	.000	35-55	.636	40-41-81	5.1	71-7	11	7-15	139/8.7
20	Santa Clara (H)	63 76 (L)	P. Perry	16/14	451/38	.376	13-39	.333	26-35	.743	15-22-37	2.3	41-1	57	2-17	115/7.2
21	Eastern Washington (H)	93 75 (W)	J. Svoboda	18/14	351/50	.500	0-0	.000	19-30	.633	36-31-67	3.7	55-3	8	1-11	119/6.6
23	USF (H)	81 67 (W)	T. Desiano	23/13	567/50	.391	13-45	.289	22-34	.647	19-41-60	2.6	37-2	61	2-33	135/5.9
30	*#12) UNLV (A)	68 101 (L)	G. Marshall	11/0	146/19	.475	0-0	.000	7-15	.467	10-12-22	2.0	31-1	3	0-5	45/4.1
Jan. 3	*Pacific (H)	76 72 (W)	G. Williams	16/7	289/25	.368	0-0	.000	15-25	.600	29-56-85	5.3	41-1	12	5-13	65/4.1
5	*Fresno State (H)	54 61 (L)	S. Davis	5/0	24/5	.625	0-0	.000	3-4	.750	5-2-7	1.4	4-0	1	0-0	13/2.6
8	*CS Long Beach (A)	64 70 (L)	J. Puzar	12/10	304/13	.382	0-0	.000	4-7	.571	14-22-36	3.0	33-3	5	7-5	30/2.5
10	*New Mexico State (A)	68 76 (L)	A. Foccia	10/0	62/9	.450	0-0	.000	0-0	.000	8-3-11	1.1	12-0	2	1-0	18/1.8
14	*UC Irvine (H)	62 71 (L)	J. Kozak	5/0	27/2	.400	0-0	.000	3-4	.750	2-1-3	0.6	4-0	0	0-0	7/1.4
16	*UC Santa Barbara (H)	48 69 (L)	D. Hollaway	9/0	47/2	.111	1-3	.333	7-10	.700	4-4-8	0.9	13-0	5	0-2	12/1.3
19	*CS Fullerton (A)	60 82 (L)	F. Woertman	10/0	97/6	.300	0-3	.000	0-2	.000	4-4-8	0.8	2-0	1	0-4	12/1.2
28	*Utah State (A)	54 68 (L)	G. Metcalf	7/0	28/2	.667	0-0	.000	2-2	1.000	1-4-5	0.7	1-0	0	0-0	6/0.9
Feb. 2	*New Mexico State (H)	60 77 (L)	McGee	6/0	42/2	.500	0-0	.000	1-4	.250	1-2-3	0.5	4-0	3	0-0	5/0.8
4	*CS Long Beach (H)	54 58 (L)	D. Hendrickson	3/0	7/0	.000	0-0	.000	1-3	.333	0-2-2	0.7	2-0	0	0-0	1/0.3
9	*UC Irvine (A)	69 91 (L)	D. Greer	11/0	51/0	.000	0-0	.000	0-3	.000	0-8-8	0.7	7-0	7	0-1	0/0.0
11	*UC Santa Barbara (A)	49 70 (L)	N. Brown	11/0	33/0	.000	0-1	.000	0-1	.000	4-4-8	0.7	11-0	2	0-0	0/0.0
16	*#18) UNLV (H)	66 95 (L)	A. Manns	1/0	4/0	.000	0-2	.000	0-0	.000	1-0-1	1.0	1-0	0	0-0	0/0.0
18	*CS Fullerton (H)	69 70 (L-OT)	T. Jackson	1/0	3/0	.000	0-0	.000	0-0	.000	0-1-1	1.0	0-0	0	0-1	0/0.0
23	*Utah State (H)	62 70 (L)	S. Dittmann	1/0	1/0	.000	0-0	.000	0-0	.000	0-0-0	0.0	0-0	0	0-0	0/0.0
Mar. 2	*Fresno State (A)	59 73 (L)	<b>SJSU</b>	28	5625	.442	116-312	.372	343-545	.629	911	32.5	624-29	381	41-185	1827/65.2
5	*Pacific (A)	55 66 (L)	<b>OPP</b>	28	5625	.479	159-399	.398	498-713	.698	987	35.3	528-8	435	90-179	2095/74.8
8	#Fresno State (N)	60 64 (L)														

+ - Ameritas Classic  
 \* - Big West Conference contest  
 # - Big West Tournament game



# Scores & Statistics (1990-1991)

**1989-90 (8-20)**  
**COACH: Stan Morrison**  
**ASSISTANTS: Stan Stewart, Benny White, John Coughran**  
**CAPTAIN: Kenne Young**

Nov.24	South Alabama (H)	61	64 (L)
27	Lamar (H)	50	51 (L)
Dec. 5	Drake (H)	47	65 (L)
8	Boise State (A)	57	61 (L)
11	TCU (H)	70	69 (W)
15	Santa Clara (A)	75	66 (W)
23	Idaho State (H)	65	57 (W)
29	#Michigan State (A)	61	88 (L)
30	#Arkansas-Little Rock (N)	80	90 (L)
Jan. 2	*UC Santa Barbara (A)	61	82 (L)
4	*UC Irvine (A)	75	69 (W)
6	*(#10) UNLV (H)	80	100 (L)
13	*Utah State (A)	72	77 (L)
15	*CS Fullerton (H)	66	60 (W)
20	*Pacific (H)	71	78 (L)
25	*New Mexico State (H)	76	80 (L)
27	*CS Long Beach (H)	83	85 (L)
29	*Fresno State (A)	53	69 (L)
Feb. 1	*CS Fullerton (A)	84	90 (L-OT)
5	*(#12) UNLV (A)	69	105 (L)
10	*Utah State (H)	83	88 (L)
15	*Pacific (A)	63	50 (W)
17	*Fresno State (H)	61	59 (W)
22	*CS Long Beach (A)	80	84 (L)
24	*(#24) New Mexico St. (A)	70	101 (L)
Mar. 1	*UC Irvine (H)	84	78 (W)
3	*UC Santa Barbara (H)	76	77 (L)
7	\$Fresno State (N)	56	71 (L)

# - Oldsmobile Classic  
 \* - Big West Conference contest  
 \$ - Big West Conference Tournament

**1989-90 Individual Statistics**

Player	G/S	Min	FG-FGA	Pct.	3FG-3FGA	Pct.	FT-FTA	Pct.	REB	Avg.	PF-D	A-TO	Blk-S	Pts./Avg.
K. Young	26/25	844	141-286	49.3	0-1	0.0	88-142	61.9	88-110-188	7.4	98-7	27-65	8-26	370/14.2
T. Batiste	24/15	641	91-244	37.3	7-23	30.4	108-154	70.1	38-64-102	4.2	60-1	63-65	1-35	297/12.4
A. Brooks	24/12	543	86-207	41.5	33-77	42.9	34-46	73.9	16-30-46	1.9	50-0	26-33	0-17	239/9.9
K. Logan	28/28	765	91-180	50.6	0-2	0.0	32-53	60.4	72-103-175	6.2	79-1	25-47	26-26	214/7.6
T. Cannon	26/20	562	65-152	42.8	9-33	27.3	37-49	75.5	14-35-49	1.9	41-0	73-63	0-21	176/6.8
C. Terrell	22/15	450	59-117	50.4	5-14	35.7	14-23	60.9	29-27-66	3.0	53-1	25-38	1-8	137/6.2
T. Desiano	28/10	533	51-115	44.3	15-39	38.5	30-43	69.8	7-38-45	1.6	40-0	63-48	2-22	147/5.2
M. Wasserburger	18/0	165	31-90	34.4	15-53	28.3	5-6	83.3	4-6-10	0.6	21-0	9-13	0-6	82/4.6
D. Daniels	26/12	304	29-84	34.5	16-45	35.6	20-25	80.0	12-24-36	1.4	31-0	11-27	1-13	94/3.6
D. Scott	26/2	363	34-71	47.9	0-0	0.0	15-33	45.5	39-29-68	2.6	64-2	8-24	15-10	83/3.2
R. Dunlap	18/1	161	17-48	35.4	0-1	0.0	5-10	50.0	14-20-34	1.9	27-0	2-10	0-0	39/2.2
<b>SJSU</b>	28	5625	715-1666	42.9	100-300	33.3	399-604	66.1	346-525-969	34.6	596-123	46-458	63-196	1929/68.9
<b>OPP</b>	28	5625	759-1562	48.6	117-271	43.2	479-694	69.0	343-615-1036	37.0	533-1036	60-478	117-206	2114/75.5



Kenne Young



Troy Batiste



Andre Brooks



Kevin Logan



Terry Cannon

**1990-91 (7-20)**  
**COACH: Stan Morrison**  
**ASSISTANTS: Stan Stewart, Benny White, John Coughran**  
**CAPTAINS: Troy Batiste, Charles Terrell**

Nov.26	TCU (A)	49	66 (L)
28	Lamar (A)	67	95 (L)
Dec. 1	San Diego (A)	81	98 (L)
3	California (A)	53	93 (L)
5	Washington State (H)	70	69 (W)
20	Santa Clara (H)	63	69 (L)
22	Idaho State (A)	79	70 (W)
27	Nevada (H)	64	68 (L)
29	Nevada (A)	66	79 (L)
Jan. 2	*UC Santa Barbara (H)	62	70 (L)
4	*UC Irvine (H)	88	97 (L)
7	*(#1) UNLV (A)	65	93 (L)
9	*CS Fullerton (A)	78	91 (L)
14	*CS Fullerton (H)	80	70 (W)
17	*Fresno State (H)	94	92 (W-OT)
19	*Pacific (H)	44	62 (L)
24	*(#23) New Mexico St. (L)	(A)	58 88
26	*CS Long Beach (A)	66	65 (W)
31	*(#1) UNLV (H)	64	88 (L)
Feb. 2	*Utah State (A)	71	88 (L)
9	*Utah State (H)	62	69 (L)
11	*CS Long Beach (H)	71	68 (W)
14	*Pacific (A)	74	82 (L)
16	*Fresno State (A)	72	71 (W)
23	*(#15) New Mexico St. (H)	67	73 (L)
28	*UC Irvine (A)	81	86 (L-OT)
Mar. 2	*UC Santa Barbara (A)	51	85 (L)

\* - Big West Conference contest

**1990-91 Individual Statistics**

Player	G/S	Min	FG-FGA	Pct.	3FG-3FGA	Pct.	FT-FTA	Pct.	REB	Avg.	PF-D	A-TO	Blk-S	Pts./Avg.
D. Scott	25/25	718	145-284	.511	1-1	1.000	74-104	.712	77-83-160	6.4	82-2	21-58	15-16	365/14.6
J. Allen	26/20	628	82-219	.374	29-99	.293	27-40	.675	26-43-69	2.7	57-1	23-39	4-10	220/8.5
L. Mitchel	22/22	743	58-152	.382	15-41	.366	48-64	.750	18-59-77	3.5	67-2	60-67	4-33	179/8.1
K. Logan	26/17	591	81-165	.491	4-20	.200	34-50	.680	52-87-139	5.3	50-0	34-51	9-13	200/7.7
J. Zavala	24/22	631	54-149	.362	17-49	.347	55-75	.733	17-65-82	3.4	68-3	72-66	2-21	180/7.5
L. Shepherd	22/6	497	47-125	.376	5-20	.250	34-50	.680	37-43-80	3.6	36-2	44-40	1-22	133/6.0
A. De La Nuez	4/0	45	11-21	.524	1-5	.200	1-3	.333	2-0-2	0.5	1-0	7-2	0-2	24/6.0
M. Brotherton	26/9	389	54-111	.486	0-0	.000	30-43	.698	29-34-63	2.4	51-2	15-34	8-9	138/5.3
A. Gardiner	25/1	347	33-83	.398	0-0	.000	31-48	.646	15-37-52	2.1	45-0	16-29	4-7	97/3.9
D. Greene	25/5	401	28-64	.438	2-8	.250	24-40	.600	18-41-59	2.4	33-0	11-35	6-9	82/3.3
A. Williams	13/2	122	11-28	.393	2-3	.667	12-15	.800	10-13-23	1.8	14-0	8-18	2-3	36/2.8
J. Frenchwood	6/0	36	2-5	.400	1-3	.333	2-4	.500	0-2-2	0.3	2-0	2-2	0-0	7/1.2
B. Jang	13/0	68	3-13	.231	1-3	.333	3-10	.300	0-2-2	0.2	10-0	4-6	0-4	10/0.8
A. Day	8/0	34	3-11	.273	0-0	.000	0-3	.000	3-3-6	0.8	5-0	2-6	0-1	6/0.8
<b>SJSU</b>	26	5250	612-1430	.428	78-252	.310	375-549	.683	903	34.7	521-123	19-455	55-150	1677/64.5
<b>OPP</b>	26	5250	653-1379	.474	138-370	.373	391-580	.674	802	30.8	478-113	80-388	98-185	1835/70.6



# Scores & Statistics (1992-1993)



1991-92 (2-24)			1991-92 Individual Statistics														
COACH: Stan Morrison			Player	G/S	Min	FG-FGA	Pct.	3FG-3FGA	Pct.	FT-FTA	Pct.	REB	Avg.	PF-D	A-TO	Blk-S	Pts./Avg.
ASSISTANTS: Stan Stewart & John Coughran			T. Cannon	17/16	566	75-216	.347	22-85	.259	51-62	.823	18-34-52	3.1	47-0	45-53	0-27	221/13.0
Nov.26	Montana (H)	51 72 (L)	J. Allen	26/26	692	94-233	.403	32-84	.381	29-34	.853	25-50-75	2.9	73-2	20-38	7-13	249/9.6
29	(#14) Utah (H)	57 75 (L)	T. Pope	24/15	599	73-174	.420	6-16	.375	74-105	.705	16-38-54	2.3	71-5	49-75	3-32	228/9.5
Dec. 7	Washington State (A)	57 81 (L)	K. Logan	26/21	625	94-183	.514	5-19	.263	35-68	.515	57-100-157	6.0	59-2	24-40	12-14	228/9.5
9	Gonzaga (A)	56 61 (L)	D. Scott	25/7	497	73-141	.518	0-0	.000	34-59	.576	47-49-96	3.8	70-3	12-39	7-12	180/7.2
14	San Diego (H)	54 62 (L)	R. Dunlap	25/20	546	61-157	.398	8-31	.258	40-58	.690	48-58-106	4.2	77-6	9-50	13-7	162/6.5
21	Santa Clara (A)	61 60 (W)	I. Hunter	22/0	300	35-88	.398	8-31	.258	21-29	.724	17-35-52	2.4	39-0	15-35	2-12	99/4.5
23	Boise State (H)	68 80 (L)	J. Frenchwood	13/7	217	20-49	.408	8-18	.444	4-5	.800	7-16-23	1.8	15-0	20-23	1-3	52/4.0
28	California (H)	87 93 (L)	T. Clayton	23/5	369	27-66	.409	2-9	.222	18-25	.720	16-28-44	1.9	32-1	21-33	4-13	74/3.2
Jan. 2	*CS Long Beach (A)	65 68 (L)	L. Mitchel	3/1	85	3-19	.158	0-7	.000	3-5	.600	2-8-10	3.3	9-0	6-7	0-0	9/3.0
4	*UC Santa Barbara (A)	78 86 (L-OT)	A. Gardiner	22/3	259	25-62	.403	0-0	.000	15-24	.625	26-30-56	2.5	34-0	11-23	3-6	65/3.0
11	*Pacific (A)	52 66 (L)	A. De La Nuez	18/7	246	15-52	.288	7-26	.269	11-14	.786	2-16-18	11.0	8-0	33-34	0-9	48/2.7
16	*New Mexico State (H)	73 81 (L)	R. Hannon	9/1	39	2-9	.222	0-1	.000	7-8	.875	3-6-9	1.0	6-0	3-4	0-3	11/1.2
18	*UNLV (H)	67 79 (L)	D. Ervin	13/1	110	5-11	.455	0-0	.000	4-12	.333	14-6-20	1.5	16-0	4-6	2-6	14/1.1
23	*Utah State (A)	63 80 (L)	J. Waikle	12/0	74	4-12	.333	0-0	.000	0-0	.000	5-8-13	1.1	24-1	1-3	3-4	8/0.7
27	*Fresno State (A)	51 64 (L)	A. Brazile	1/0	1	0-0	.000	0-0	.000	0-0	.000	0-0-0	0.0	0-0	0-0	0-0	0/0.0
30	*CS Fullerton (H)	64 76 (L)	<b>SJSU</b>	26	5225	606-1472	.412	90-298	.302	346-508	.681	882	33.9	580-20273	463	57-161	1648/63.4
Feb. 1	*UC Irvine (H)	58 52 (W)	<b>OPP</b>	26	5225	688-1398	.492	124-313	.396	493-720	.685	923	35.5	474-6403	397	88-191	1993/76.7
8	*Pacific (H)	64 98 (L)															
13	*#15) UNLV (A)	39 83 (L)															
15	*New Mexico State (A)	57 82 (L)															
20	*Fresno State (H)	71 74 (L)															
22	*Utah State (H)	79 84 (L)															
27	*UC Irvine (A)	65 78 (L)															
29	*CS Fullerton (A)	75 82 (L)															
Mar. 5	*UC Santa Barbara (H)	64 92 (L)															
8	*CS Long Beach (H)	80 93 (L)															

\* - Big West Conference contest

1992-93 (7-19)			1992-93 Individual Statistics														
COACH: Stan Morrison			Player	G/S	Min	FG-FGA	Pct.	3FG-3FGA	Pct.	FT-FTA	Pct.	REB	Avg.	PF-D	A-TO	Blk-S	Pts./Avg.
ASSISTANTS: Stan Stewart & Brad Winslow			D. Scott	25/25	718	145-284	.511	1-1	1.000	74-104	.712	77-83-160	6.4	82-2	21-58	15-16	365/14.6
CAPTAINS: Kevin Logan, Daryl Scott			J. Allen	26/20	628	82-219	.374	29-99	.293	27-40	.675	26-43-69	2.7	57-1	23-39	4-10	220/8.5
Dec. 1	Santa Clara (H)	56 71 (L)	L. Mitchel	22/22	743	58-152	.382	15-41	.366	48-64	.750	18-59-77	3.5	67-2	60-67	4-33	179/8.1
3	Stanford (H)	56 52 (W)	K. Logan	26/17	591	81-165	.491	4-20	.200	34-50	.680	52-87-139	5.3	50-0	34-51	9-13	200/7.7
5	Gonzaga (H)	76 73 (W-OT)	J. Zavala	24/22	631	54-149	.362	17-49	.347	55-75	.733	17-65-82	3.4	68-3	72-66	2-21	180/7.5
10	Montana (A)	51 55 (L)	L. Shepherd	22/6	497	47-125	.376	5-20	.250	34-50	.680	37-43-80	3.6	36-2	44-40	1-22	133/6.0
12	Montana State (A)	57 60 (L)	A. De La Nuez	4/0	45	11-21	.524	1-5	.200	1-3	.333	2-0-2	0.5	1-0	7-2	0-2	24/6.0
21	Drake (A)	43 66 (L)	M. Brotherton	26/9	389	54-111	.486	0-0	.000	30-43	.698	29-34-63	2.4	51-2	15-34	8-9	138/5.3
26	Fresno State (H)	74 62 (W)	A. Gardiner	25/1	347	33-83	.398	0-0	.000	31-48	.646	15-37-52	2.1	45-0	16-29	4-7	97/3.9
28	Utah (A)	47 60 (L)	D. Greene	25/5	401	28-64	.438	2-8	.250	24-40	.600	18-41-59	2.4	33-0	11-35	6-9	82/3.3
Jan. 2	*CS Long Beach (H)	73 88 (L)	A. Williams	13/2	122	11-28	.393	2-3	.667	12-15	.800	10-13-23	1.8	14-0	8-18	2-3	36/2.8
9	*Pacific (H)	61 74 (L)	J. Frenchwood	6/0	36	2-5	.400	1-3	.333	2-4	.500	0-2-2	0.3	2-0	2-2	0-0	7/1.2
14	*New Mexico State (A)	72 87 (L)	B. Jang	13/0	68	3-13	.231	1-3	.333	3-10	.300	0-2-2	0.2	10-0	4-6	0-4	10/0.8
16	*#18) UNLV (A)	77 84 (L)	A. Day	8/0	34	3-11	.273	0-0	.000	0-3	.000	3-3-6	0.8	5-0	2-6	0-1	6/0.8
23	*Nevada (H)	73 70 (W)	<b>SJSU</b>	26	5250	612-1430	.428	78-252	.310	375-549	.683	903	34.7	521-12319	455	55-150	1677/64.5
26	*Utah State (H)	80 79 (W-OT)	<b>OPP</b>	26	5250	653-1379	.474	138-370	.373	391-580	.674	802	30.8	478-11380	388	98-185	1835/70.6
28	*CS Fullerton (A)	61 66 (L)															
30	*UC Irvine (A)	64 73 (L)															
Feb. 6	*Pacific (A)	54 50 (W)															
11	*#12) UNLV (H)	74 80 (L)															
13	*New Mexico State (H)	55 60 (L)															
18	*Nevada (A)	64 68 (L)															
20	*Utah State (A)	79 92 (L)															
25	*UC Irvine (H)	62 67 (L)															
27	*CS Fullerton (H)	60 58 (W)															
Mar. 1	*UC Santa Barbara (H)	62 67 (L)															
4	*CS Long Beach (A)	87 103 (L)															
6	*UC Santa Barbara (A)	59 72 (L)															

\* - Big West Conference contest



# Scores & Statistics (1994-1995)

1993-94 (15-12)			1993-94 Individual Statistics															
COACH: Stan Morrison			Player	G/S	Min	FG-FGA	Pct.	3FG-3FGA	Pct.	FT-FTA	Pct.	REB	Avg.	PF-D	A-TO	Blk-S	Pts./Avg.	
ASSISTANTS: Stan Stewart & Brad Winslow			T. Cannon	27/27	835	147-301	.488	37-103	.359	72-107	.673	21-57-78	2.9	61-2	59-65	3-35	403/14.9	
CAPTAINS: Jason Allen, Terry Cannon			J. Allen	27/27	766	129-289	.446	46-126	.365	35-50	.700	27-63-90	3.3	58-1	24-26	6-10	339/12.6	
Nov.26	#Gonzaga (N)	98	87 (W)	M. Brotherton	27/26	644	82-177	.463	1-1	1.000	62-87	.713	49-92-141	5.2	83-3	12-40	24-11	227/8.4
27	#Stanford (A)	58	69 (L)	L. Mitchel	27/22	713	72-170	.424	8-34	.235	65-81	.802	38-60-98	3.6	76-2	65-54	1-36	217/8.0
Dec. 1	Santa Clara (N+)	61	69 (L)	D. Greene	27/14	630	55-108	.509	5-12	.417	43-62	.694	46-59-105	3.9	58-0	13-30	4-12	158/5.9
4	Fresno State (A)	69	67 (W)	L. Shepherd	20/0	285	35-87	.402	2-10	.200	34-47	.723	26-27-53	2.7	26-0	27-24	3-11	106/5.3
7	Saint Mary's (Calif.) (H)	66	75 (L)	R. Hammonds	26/3	400	54-114	.474	0-0	.000	29-50	.580	27-50-77	3.0	53-0	7-25	11-11	137/5.3
11	Loyola Marymount (H)	95	90 (W-OT)	A. Gardiner	25/10	504	51-135	.378	0-1	.000	28-44	.636	44-51-95	3.8	82-0	22-41	1-9	130/5.2
23	(#16) Minnesota (H+)	53	66 (L)	J. Zavala	27/5	370	34-87	.391	11-29	.379	41-58	.707	16-35-51	1.9	58-0	55-50	6-24	120/4.4
30	Montana State (H)	74	69 (W-OT)	A. Day	5/0	39	3-12	.250	1-1	1.000	10-13	.769	2-6-8	1.6	3-0	1-2	0-0	17/3.4
Jan. 3	*Nevada (A)	82	78 (W-OT)	A. Williams	22/1	167	21-49	.429	3-7	.429	15-31	.484	18-21-39	1.8	16-0	5-9	1-4	60/2.7
5	*Utah State (A)	48	57 (L)	R. Miller	14/0	78	8-15	.533	0-0	.000	6-7	.857	1-18-19	1.4	16-0	1-6	5-1	22/1.6
8	*Pacific (A)	67	69 (L)	M. Williams	2/0	13	0-2	.000	0-0	.000	2-2	1.000	0-1-1	0.5	1-0	0-1	0-1	2/1.0
15	*CS Long Beach (H)	71	78 (L)	T. Clayton	13/0	40	2-14	.143	0-4	.000	4-6	.667	4-2-6	0.5	8-0	5-1	1-2	8/0.6
17	*UC Santa Barbara (H)	72	50 (W)	T. Gilley	6/0	12	1-5	.200	1-4	.250	0-0	.000	0-0-0	0.0	0-0	0-0	0-0	3/0.5
20	*CS Fullerton (A)	69	63 (W)	B. Heidger	3/0	4	0-1	.000	0-0	.000	0-0	.000	0-0-0	0.0	0-0	0-0	0-0	0/0.0
22	*UC Irvine (A)	89	76 (W)	SJSU	27	5500	694-1566	.443	115-332	.346	446-645	.691	945	35.0	599-8	296-377	72-146	1949/72.2
27	(#25) New Mexico St. (H)	53	66 (L)	OPP	27	5500	659-1459	.452	131-395	.332	478-730	.655	936	34.7	565	351-426	72-146	1927/71.4
29	*UNLV (H)	92	77 (W)															
Feb. 3	*UC Irvine (H)	72	67 (W)															
5	*CS Fullerton (H)	84	82 (W)															
10	*UC Santa Barbara (A)	62	53 (W)															
12	*CS Long Beach (A)	66	73 (L)															
19	*Pacific (H)	62	78 (L)															
24	*Utah State (H)	64	67 (L)															
26	*Nevada (H)	96	83 (W)															
Mar. 3	*UNLV (A)	80	74 (W)															
5	*New Mexico State (A)	71	67 (W-OT)															
11	**UNLV (N)	69	83 (L)															

1994-95 (4-23)			1994-95 Individual Statistics															
COACH: Stan Morrison			Player	G/S	Min	FG-FGA	Pct.	3FG-3FGA	Pct.	FT-FTA	Pct.	REB	Avg.	PF-D	A-TO	Blk-S	Pts./Avg.	
ASSISTANTS: Stan Stewart, Brad Winslow & Keith Moss			B. Quinet	27/27	793	108-301	.359	47-149	.315	87-109	.798	16-68-84	3.1	95-6	47-79	2-28	350/13.0	
CAPTAINS: Mike Brotherton, Darren Greene			M. Brotherton	27/27	630	95-204	.466	0-1	.000	67-91	.736	44-82-126	4.7	96-8	13-45	14-10	257/9.5	
Nov.29	Loyola Marymount (A)	59	79 (L)	D. Greene	27/27	812	85-172	.494	4-18	.222	63-100	.630	63-74-137	5.1	63-0	36-46	2-15	237/8.8
Dec. 3	Stanford (A)	52	68 (L)	T. Addison	27/25	747	83-202	.411	43-117	.368	14-32	.438	28-57-85	3.1	69-2	54-68	4-29	223/8.3
6	Saint Mary's (Calif.) (A)	66	77 (L)	J. Bacon	27/0	492	67-180	.372	30-79	.380	42-54	.778	29-51-80	3.0	54-1	43-56	2-11	206/7.6
10	Fresno State (H)	65	71 (L)	M. Williams	27/17	648	41-138	.297	3-10	.300	71-92	.772	30-61-91	3.4	43-0	70-79	9-21	156/5.8
21	Boise State (A)	61	70 (L)	T. Wilborn	27/11	596	46-110	.418	1-2	.500	37-55	.673	43-45-88	3.3	49-1	25-33	7-18	130/4.8
23	(#11) Minnesota (A)	68	115 (L)	R. Miller	20/0	213	23-53	.434	0-1	.000	6-13	.462	14-32-46	2.3	48-3	4-14	16-2	52/2.6
29	#BYU (N)	61	74 (L)	B. McKnight	18/0	146	15-27	.556	0-0	.000	9-15	.600	6-19-25	1.4	17-1	3-2	3-4	39/2.2
30	#Alaska Anchorage (N)	70	66 (W)	K. Baker	19/0	117	15-44	.341	2-4	.500	4-15	.267	7-16-23	1.2	17-0	2-10	1-3	36/1.9
Jan. 3	*Nevada (H)	56	58 (L)	R. Taylor	14/1	150	7-33	.212	1-4	.250	11-17	.647	7-12-19	1.4	23-0	3-12	1-4	26/1.9
5	*Utah State (H)	62	71 (L)	A. De La Nuez	16/0	63	6-18	.333	1-6	.167	5-6	.833	0-8-8	0.5	9-0	4-6	0-4	18/1.1
10	*Pacific (H)	50	71 (L)	D. Owens	3/0	4	1-1	1.000	1-1	1.000	0-0	.000	0-0-0	0.0	0-0	0-0	0-1	3/1.0
14	*CS Long Beach (A)	44	62 (L)	T. Clayton	3/0	14	0-5	.000	0-2	.000	0-0	.000	0-3-3	1.0	0-0	2-0	0-0	0/0.0
16	*UC Santa Barbara (A)	51	69 (L)	SJSU	27	5425	592-1488	.398	133-394	.338	416-599	.694	906	33.6	583-223	306-456	61-150	1733/64.2
19	#*CS Fullerton (H)	60	69 (L)	OPP	27	5425	703-1498	.469	152-399	.381	494-735	.672	992	36.7	537-134	403-403	83-190	2052/76.0
22	*UC Irvine (H)	74	85 (L)															
26	(#19) New Mexico State (A)	66	75 (L)															
28	*UNLV (A)	59	80 (L)															
Feb. 4	*Pacific (A)	56	73 (L)															
9	*UC Santa Barbara (H)	66	71 (L)															
11	*CS Long Beach (H)	70	83 (L)															
16	*UC Irvine (A)	49	79 (L)															
18	*CS Fullerton (A)	86	77 (W)															
23	*New Mexico State (H)	91	86 (W-OT)															
25	*UNLV (H)	86	75 (W)															
Mar. 2	*Utah State (A)	69	89 (L)															
4	*Nevada (A)	70	82 (L)															
9	**UNLV (N)	66	77 (L)															

# - Cable Car Classic, San Jose Arena, San Jose, Calif.  
 ## - Game forfeited to SJSU by action of the NCAA  
 \* - Big West Conference contest  
 \*\* - Big West Conference Tournament

# Scores & Statistics (1996-1997)



**1995-96 (13-17)**  
**BIG WEST CONFERENCE TOURNAMENT CHAMPION**  
**NCAA TOURNAMENT PARTICIPANT**  
**COACH: Stan Morrison**  
**ASSISTANTS: Stan Stewart, Keith Moss, Lossie Mitchel**  
**CAPTAINS: Darren Greene, Roy Hammonds**

Nov.28	Saint Mary's (H)	60	61 (L)
Dec. 1	Santa Clara (H+)	51	79 (L)
5	Fresno State (A)	68	92 (L)
8	+Ball State (N)	64	80 (L)
9	+SE Missouri State (N)	48	55 (L)
20	Portland (H)	87	79 (W)
23	Pepperdine (H)	76	80 (L)
27	Washington State (H)	74	90 (L)
Jan. 2	*CS Fullerton (A)	88	77 (W)
4	*UC Irvine (A)	70	78 (L)
8	*New Mexico State (H)	74	60 (W)
10	*UNLV (H)	66	64 (W)
13	*Nevada (A)	64	83 (L)
15	*Utah State (A)	58	60 (L-OT)
20	*Pacific (A)	60	81 (L)
25	*CS Long Beach (H)	63	76 (L)
27	*UC Santa Barbara (H)	77	80 (L)
Feb. 1	*UNLV (A)	75	84 (L)
3	*New Mexico State (A)	73	74 (L)
8	*Utah State (H)	68	65 (W)
10	*Nevada (H)	96	91 (W)
17	*Pacific (H)	79	73 (W)
22	*UC Santa Barbara (A)	69	66 (W)
24	*CS Long Beach (A)	86	105 (L)
29	*UC Irvine (H)	81	70 (W)
Mar. 3	*CS Fullerton (H)	90	80 (W)
8	#Pacific (N)	77	57 (W)
9	#UC Irvine (N)	71	67 (W)
10	#Utah State (N)	76	75 (W-OT)
14	\$(#2) Kentucky (N)	72	110 (L)

(H+) – San Jose Arena  
+ – Illini/Pepsi Classic  
\* – Big West Conference contest  
# – Big West Tournament game  
\$ – NCAA Tournament Midwest Regional 1st Round

**1995-96 Individual Statistics**

Player	G/S	Min	FG-FGA	Pct.	3FG-3FGA	Pct.	FT-FTA	Pct.	REB	Avg.	PF-D	A-TO	Blk-S	Pts./Avg.
O. Saint-Jean	25/25	698	148-332	.446	18-65	.277	117-158	.741	57-100-157	6.3	88-4	64-87	22-25	431/17.2
S. Allen	30/29	750	163-282	.578	6-15	.400	74-153	.484	63-85-148	4.9	96-4	14-74	28-20	406/13.5
R. Hammonds	30/30	904	142-304	.467	2-6	.333	58-87	.667	68-120-188	6.3	81-0	20-50	18-42	344/11.5
T. Addison	30/29	979	88-226	.389	45-143	.315	62-76	.816	24-68-92	3.1	83-1	117-86	4-46	283/9.4
M. Williams	30/19	815	55-149	.369	9-36	.250	48-75	.640	44-73-117	3.9	71-2	72-61	2-24	167/5.6
R. Taylor	30/1	534	47-110	.427	2-3	.667	59-81	.728	34-45-79	2.6	71-2	27-30	7-12	155/5.2
D. Greene	30/15	664	61-116	.526	4-19	.211	24-44	.545	39-79-118	3.9	61-0	35-49	6-12	150/5.0
T. Wilborn	7/0	123	10-20	.500	0-1	.000	8-13	.615	6-10-16	2.3	13-0	6-10	2-4	28/4.7
J. Bacon	29/1	372	39-125	.312	9-57	.158	39-55	.709	16-38-54	1.9	35-0	47-46	2-15	126/4.3
C. Clark	2/0	9	3-6	.500	0-0	.000	0-2	.000	1-1-2	1.0	6-1	0-0	0-0	6/3.0
L. Campbell-Hall	22/0	167	22-73	.301	4-29	.138	5-8	.625	2-5-7	0.3	17-0	17-30	0-6	53/2.4
B. Quinet	1/1	20	0-6	.000	0-4	.000	2-3	.667	1-1-2	2.0	1-0	2-1	0-0	2/2.0
K. Kavanagh	8/0	15	4-7	.571	0-0	.000	2-8	.250	1-4-5	0.6	4-0	1-2	1-0	10/1.3
<b>SJSU</b>	<b>30</b>	<b>6050</b>	<b>782-1756</b>	<b>.445</b>	<b>99-378</b>	<b>.262</b>	<b>498-763</b>	<b>.653</b>	<b>1077</b>	<b>35.9</b>	<b>597-12422-531</b>	<b>92-208</b>	<b>2161/72.0</b>	
<b>OPP</b>	<b>30</b>	<b>6050</b>	<b>827-1778</b>	<b>.465</b>	<b>173-477</b>	<b>.363</b>	<b>465-712</b>	<b>.653</b>	<b>1081</b>	<b>36.0</b>	<b>616</b>	<b>468-515</b>	<b>71-214</b>	<b>2292/76.4</b>



Olivier Saint-Jean



Sam Allen



Roy Hammonds



Tito Addison



Marmet Williams

**1996-97 (13-14)**  
**COACH: Stan Morrison**  
**ASSISTANTS: Stan Stewart, Keith Moss, Bill McClintock**  
**CAPTAINS: Tito Addison, Olivier Saint-Jean**

Nov.24	Saint Mary's (A)	66	64 (W)
26	San Diego (H)	51	66 (L)
Dec. 1	Santa Clara (H+)	76	65 (W)
3	Pepperdine (A)	70	64 (W)
9	Cal Poly Pomona (H)	68	55 (W)
11	USF (H)	65	53 (W)
14	Portland (A)	92	88 (W-2OT)
22	Washington State (A)	54	95 (L)
27	+(#19) Alabama (H+)	60	59 (W-OT)
28	+Detroit Mercy (H+)	63	56 (W)
Jan. 2	*UNLV (H)	63	71 (L)
4	*Tulsa (H)	58	66 (L)
11	*Fresno State (A)	53	80 (L)
16	*Air Force (H)	62	45 (W)
23	*Wyoming (A)	59	75 (L)
25	*Colorado State (A)	76	80 (L)
30	*Hawai'i (H)	74	87 (L)
Feb. 1	*San Diego State (H)	76	72 (W)
6	*Fresno State (H)	61	66 (L)
10	*(#21) Tulsa (A)	75	91 (L)
13	*Air Force (A)	88	77 (W)
15	*UNLV (A)	73	77 (L)
20	*Colorado State (H)	64	66 (L)
22	*Wyoming (H)	67	62 (W)
27	*San Diego State (A)	65	63 (W)
Mar. 1	*Hawai'i (A)	76	83 (L)
4	**(#11) New Mexico (N)	70	103 (L)

(H+) – San Jose Arena  
+ – Comerica Cable Car Classic  
\* – Western Athletic Conference contest  
\*\* – Western Athletic Conference Tournament game

**1996-97 Individual Statistics**

Player	G/S	Min	FG-FGA	Pct.	3FG-3FGA	Pct.	FT-FTA	Pct.	REB	Avg.	PF-D	A-TO	Blk-S	Pts./Avg.
O. Saint-Jean	26/26	868	225-457	.492	26-71	.366	143-196	.730	79-150-229	8.8	63-0	28-68	19-39	619/23.8
B. Quinet	27/26	770	116-290	.400	30-110	.273	72-99	.727	17-41-58	2.1	80-3	59-69	0-22	334/12.4
T. Addison	27/27	831	103-251	.410	34-115	.296	46-60	.767	40-63-103	3.8	56-2	84-65	4-50	286/10.6
M. Williams	27/10	740	50-135	.370	1-13	.077	44-69	.638	50-73-123	4.6	49-0	58-41	0-21	145/5.4
R. Taylor	26/24	679	41-110	.373	0-0	.000	27-47	.574	49-53-102	3.9	84-5	30-54	7-16	109/4.2
J. Bacon	5/0	41	8-16	.500	1-1	1.000	1-2	.500	1-4-5	1.0	4-0	1-3	0-0	18/3.6
T. Lowery	26/5	402	40-90	.444	0-6	.000	8-16	.500	26-41-67	2.6	48-2	12-0	11-10	88/3.4
L. Campbell-Hall	11/0	101	14-39	.359	5-17	.294	4-6	.667	5-5-10	0.9	15-0	8-10	0-3	37/3.4
R. Hite	26/5	431	25-73	.342	11-34	.324	14-25	.560	22-39-61	2.3	41-1	55-34	5-22	75/2.9
K. Kavanagh	20/8	219	17-39	.436	0-0	.000	18-26	.692	30-18-48	2.4	37-1	8-16	6-11	52/2.6
K. Baker	17/0	143	13-40	.325	0-2	.000	8-18	.444	8-15-23	1.4	16-0	5-7	1-3	34/2.0
G. Anstey	10/2	129	9-23	.391	0-0	.000	2-4	.500	11-11-22	2.2	15-0	0-10	8-0	20/2.0
C. Clark	14/2	116	2-13	.154	0-0	.000	4-8	.500	6-6-12	0.9	27-1	2-4	3-2	8/0.6
A. Grant	1/0	5	0-0	.000	0-0	.000	0-0	.000	0-1-1	1.0	1-0	1-0	0-0	0/0.0
<b>SJSU</b>	<b>27</b>	<b>5475</b>	<b>663-1576</b>	<b>.421</b>	<b>108-369</b>	<b>.293</b>	<b>391-576</b>	<b>.679</b>	<b>956</b>	<b>35.4</b>	<b>536-15351-416</b>	<b>64-199</b>	<b>1825/67.6</b>	
<b>OPP</b>	<b>27</b>	<b>5475</b>	<b>694-1480</b>	<b>.469</b>	<b>144-414</b>	<b>.348</b>	<b>397-608</b>	<b>.653</b>	<b>908</b>	<b>33.6</b>	<b>515</b>	<b>404-434</b>	<b>69-170</b>	<b>1929/71.4</b>



# Scores & Statistics (1998-1999)

1997-98 (3-23#)

COACH: Stan Morrison

ASSISTANTS: Stan Stewart, Gary Patterson,

Bill McClintock

CAPTAIN: Marmet Williams

Nov.18	Pacific (H)	59	72 (L)
21	San Diego (A)	41	81 (L)
25	USF (A)	52	84 (L)
29	(#10) New Mexico (A)	57	86 (L)
Dec. 2	Santa Clara (N+)	49	65 (L)
10	#CS Sacramento (H)	60	49 (W)
18	Saint Mary's (Calif.) (H)	71	67 (W)
22	Colorado State (H)	41	58 (L)
27	Montana (H)	39	69 (L)
30	Northern Arizona (H)	64	77 (L)
Jan. 3	Loyola Marymount (A)	68	76 (L)
8	*SMU (A)	72	81 (L)
10	*TCU (A)	65	104 (L)
15	*Rice (H)	50	61 (L)
17	*Tulsa (H)	52	77 (L)
21	Colorado State (A)	52	81 (L)
29	*San Diego State (A)	75	88 (L)
31	*Hawai'i (A)	62	68 (L)
Feb. 7	*(#22) TCU (H)	84	119 (L)
9	*SMU (H)	51	77 (L)
12	*Tulsa (A)	55	68 (L)
14	*Rice (A)	59	72 (L)
18	*Fresno State (H)	81	89 (L)
21	*Fresno State (A)	70	95 (L)
26	*Hawai'i (H)	48	65 (L)
28	*San Diego State (H)	74	66 (W)

# - game forfeited by San Jose State  
(N+) - San Jose Arena  
\* - Western Athletic Conference contest

1997-98 Individual Statistics

Player	G/S	Min	FG-FGA	Pct.	3FG-3FGA	Pct.	FT-FTA	Pct.	REB	Avg.	PF-D	A-TO	Blk-S	Pts./Avg.	
M. Quinney	26/22	901	141-371	.380	63-174	.362	65-88	.739	19-64	83	3.2	63-4	74-61	0-31	410/15.8
M. Williams	26/25	938	96-272	.353	19-65	.292	102-130	.785	66-113	179	6.9	59-2	118-92	5-22	313/12.0
R. Hite	6/6	194	22-61	.361	5-14	.357	1-1	1.000	10-12	22	3.7	13-0	18-18	0-5	50/8.3
S. Murray	26/15	618	89-201	.443	1-2	.500	33-50	.660	58-72	130	5.0	95-5	20-51	0-11	212/8.2
W. Trawick	26/22	681	79-182	.434	0-0	.000	35-66	.530	54-112	166	6.4	78-4	22-49	25-19	193/7.4
B. Kennett	26/13	604	41-113	.363	0-2	.000	29-43	.674	22-46	68	2.6	33-0	25-19	14-8	111/4.3
S. McCullough	24/11	470	40-124	.323	10-40	.250	5-11	.455	18-35	53	2.2	21-0	23-19	1-4	95/4.0
L. Campbell-Hall	11/5	152	15-60	.250	3-22	.136	3-9	.333	1-13	14	1.3	13-0	9-19	0-3	36/3.3
B. Boe	22/6	347	24-66	.364	7-25	.280	15-22	.682	10-25	35	1.6	27-0	20-32	0-8	70/3.2
M. Mertens	18/5	211	21-58	.362	0-1	.000	6-11	.545	12-24	36	2.0	31-1	5-18	4-4	48/2.7
J. Curtis	6/0	25	2-5	.400	1-1	1.000	2-4	.500	1-1-2	0.3	2-0	1-4	1-0	7/1.2	
R. Cooks	12/0	59	1-15	.067	0-3	.000	4-7	.571	3-4-7	0.6	9-0	4-8	1-0	6/0.5	
<b>SJSU</b>	26	5200	571-1528	.374	109-349	.312	300-442	.679	886	34.1	444-163	339-397	63-115	1551/59.7	
<b>OPP</b>	26	5200	728-1586	.459	169-449	.376	370-525	.705	1046	40.2	433-5	456-354	109-170	1995/76.7	



Michael Quinney




Marmet Williams



Sean Murray



Will Trawick



Brad Kennett

1998-99 (12-16)

COACH: Phil Johnson

ASSISTANTS: Mike Kruszynski, Eddie Hill,  
Gary Patterson

CAPTAINS: Shawn McCullough, Will Trawick

Nov.13	Arizona State (A)	49	68 (L)
18	Saint Mary's (Calif.) (A)	56	75 (L)
22	CS Northridge (H)	89	77 (W)
24	Pacific (A)	44	52 (L)
27	Menlo College (H)	77	36 (W)
Dec. 1	Santa Clara (N+)	73	74 (L-2OT)
5	Montana (A)	79	52 (W)
9	CS Sacramento (H)	59	56 (W)
19	Eastern Washington (H)	63	47 (W)
22	Portland (H)	74	52 (W)
27	CS Fullerton (H)	84	59 (W)
30	UC Santa Barbara (A)	66	68 (L)
Jan. 2	Pepperdine (H)	46	65 (L)
7	*Fresno State (H)	91	64 (W)
13	*(#16) New Mexico (H)	81	82 (L-OT)
16	*Texas El Paso (H)	64	63 (W-OT)
21	*BYU (A)	44	75 (L)
23	*Utah (A)	54	70 (L)
28	*Hawai'i (H)	70	55 (W)
30	*San Diego State (H)	82	57 (W)
Feb. 4	*Fresno State (A)	52	57 (L)
11	*(#25) New Mexico (A)	46	82 (L)
13	*Texas El Paso (A)	64	70 (L-OT)
18	*(#12) Utah (H)	49	71 (L)
20	*BYU (H)	76	74 (W-OT)
25	*Hawai'i (A)	62	65 (L)
27	*San Diego State (A)	72	75 (L)
Mar. 2	**Rice (N)	61	64 (L)

(N+) - San Jose Arena  
\* - Western Athletic Conference contest  
\*\* - Western Athletic Conference Tournament game

1998-99 Individual Statistics

Player	G/S	Min	FG-FGA	Pct.	3FG-3FGA	Pct.	FT-FTA	Pct.	REB	Avg.	PF-D	A-TO	Blk-S	Pts./Avg.	
T. Richmond	28/21	814	117-285	.411	43-115	.374	65-101	.644	15-55	70	2.5	65-2	44-51	1-32	342/12.2
B. Sanders	20/11	513	78-164	.476	7-21	.333	62-100	.620	25-35	60	3.0	42-1	73-47	7-27	225/11.3
M. Quinney	28/26	934	96-254	.378	60-162	.370	41-66	.621	15-54	69	2.5	84-3	108-65	0-37	293/10.5
W. Trawick	28/26	829	117-229	.511	0-0	.000	59-95	.621	78-151	229	8.2	77-5	21-57	9-26	293/10.5
S. Murray	28/21	579	89-176	.506	0-2	.000	53-79	.671	39-68	107	3.8	105-8	11-43	22-20	231/8.3
C. Powell	25/21	677	58-131	.443	13-32	.406	35-57	.614	18-52	70	2.8	93-6	96-61	0-27	164/6.6
E. Griffin	27/8	440	46-102	.451	0-0	.000	27-46	.587	36-42	78	2.9	87-6	13-31	1-13	119/4.4
S. McCullough	28/4	496	29-77	.377	5-21	.238	24-33	.727	27-40	67	2.4	31-0	23-27	5-10	87/3.1
U. Preston	9/0	112	7-21	.333	4-9	.444	0-2	.000	7-7	14	1.6	5-0	1-4	1-1	18/2.0
B. Kennett	21/1	206	16-44	.364	0-2	.000	1-2	.500	13-17	30	1.4	19-0	5-8	4-3	33/1.6
K. Moummad	3/0	3	1-2	.500	0-0	.000	1-1	1.000	0-0-0	0.0	0-0	0-0	0-0	0-0	3/1.0
M. Mertens	20/1	147	8-20	.400	0-1	.000	3-6	.500	3-23	26	1.3	15-0	2-10	3-1	19/0.9
<b>TEAM</b>														0-16	
<b>DEADBALL REBOUNDS</b>															
<b>SJSU</b>	28	5750	662-1505	.440	132-365	.362	371-588	.631	920	32.9	623-31	397-420	53-197	1827/65.2	
<b>OPP</b>	28	5750	595-1334	.446	148-401	.369	467-677	.690	860	30.7	511-9	353-475	100-175	1805/64.5	



Terrance Richmond



Ben Sanders



Michael Quinney



Will Trawick



Sean Murray

# Scores & Statistics (2000-2001)



1999-2000 (15-15)

COACH: Steve Barnes

ASSISTANTS: Patrick Springer, Lorenzo Watkins  
CAPTAIN: R.J. Powell

Nov.20	San Francisco State (H)	61	33	(W)
24	UC Santa Barbara (H)	62	41	(W)
27	Northern Arizona (A)	49	46	(W)
Dec. 1	Santa Clara (N+)	42	50	(L)
4	Portland (A)	39	47	(L)
7	California (A)	52	67	(L)
11	CS Fullerton (A)	44	68	(L)
13	Menlo College (H)	70	46	(W)
18	Saint Mary's (Calif.) (H)	54	45	(W)
21	#BYU-Hawaii (A)	75	56	(W)
22	#South Florida (N)	71	63	(W)
23	#Colorado State (N)	57	61	(L)
30	CS Northridge (A)	53	71	(L)
Jan. 3	Notre Dame (Calif.) (H)	71	64	(W)
8	Brown (H)	64	59	(W)
13	*TCU (H)	60	69	(L)
15	*SMU (H)	62	49	(W)
20	*(#15) Tulsa (A)	41	67	(L)
22	*Rice (A)	58	56	(W)
29	*Hawai'i (A)	75	84	(L-OT)
Feb. 3	*Fresno State (H)	76	82	(L-OT)
5	*UTEP (H)	47	44	(W)
10	*SMU (A)	51	62	(L)
12	*TCU (A)	73	78	(L)
17	*Rice (H)	52	48	(W-OT)
19	*#(13) Tulsa (H)	56	64	(L)
26	*Hawai'i (H)	67	50	(W)
Mar. 1	*Fresno State (A)	74	77	(L)
4	*UTEP (A)	70	61	(W)
9	**TCU (N)	71	84	(L)

# - Pearl Harbor Invitational  
(N+) - Played at the San Jose Arena  
\* - Western Athletic Conference contest  
\*\* - Western Athletic Conference Tournament game

1999-2000 Individual Statistics

Player	G/S	Min	FG-FGA	Pct.	3FG-3FGA	Pct.	FT-FTA	Pct.	REB	Avg.	PF-D	A-TO	Blk-S	Pts./Avg.
C. Powell	17/0	361	88-198	.441	12-35	.343	29-45	.644	58-52-110	0.3	25-2	5-27	0-8	217/12.8
B. Landram	30/30	989	117-295	.397	74-197	.376	74-109	.679	10-108-118	3.9	60-1	37-60	10-15	382/12.7
D. Williams	30/30	1019	148-304	.487	0-6	.000	56-94	.596	107-152-259	8.6	87-6	53-72	43-16	352/11.7
R.J. Powell	29/29	993	72-193	.373	23-70	.329	40-71	.563	11-70-81	2.8	75-3	110-71	5-41	207/7.1
K. Blunt	26/9	504	64-123	.520	0-0	.000	30-50	.600	47-66-113	4.3	68-4	14-29	12-6	158/6.1
D. Egans	28/21	580	57-172	.331	13-54	.241	24-41	.585	9-35-44	1.6	36-0	26-30	1-6	151/5.4
B. Sanders	28/10	621	45-128	.352	4-18	.222	37-72	.514	23-58-81	2.9	48-2	44-54	10-23	131/4.7
M. Garrett	6/0	105	8-33	.242	2-9	.222	8-14	.571	2-9-11	1.8	4-0	3-3	0-4	26/4.3
E. Griffin	28/21	541	47-79	.595	0-0	.000	20-45	.444	67-74-141	5.0	87-5	15-32	1-11	114/4.1
J. Poole	6/0	96	7-26	.269	0-6	.000	3-6	.500	0-6-6	1.0	10-0	7-8	1-0	17/2.8
B. Lilly	6/0	51	4-13	.308	2-9	.222	5-6	.833	0-8-8	1.3	4-0	1-3	0-1	15/2.5
L. Felder	10/0	85	6-21	.286	0-1	.000	2-7	.286	2-8-10	1.0	18-0	0-4	3-5	14/1.4
B. Collins	13/0	130	3-10	.300	1-1	1.000	6-12	.500	7-10-17	1.3	8-0	3-10	0-2	13/1.0
<b>SJSU</b>	30	6075	666-1595	.418	131-406	.323	334-572	.584	1097	36.6	531-233	318-410	87-138	1797/59.9
<b>OPP</b>	30	6075	614-1549	.396	172-569	.302	392-576	.681	965	32.2	536-153	392-383	100-177	1792/59.7



Cory Powell




Billy Landram



Darnell Williams



R.J. Powell



Kevin Blunt

2000-01 (14-14)

COACH: Steve Barnes

ASSISTANTS: Patrick Springer, Richard Lucas,  
Don Funk

CAPTAINS: Billy Landram, Darnell Williams

Nov.18	CS Hayward (H)	70	64	(W-OT)
21	UC Riverside (A)	58	55	(W-OT)
26	Saint Mary's (Calif.) (A)	82	68	(W)
29	Santa Clara (H)	56	71	(L)
Dec. 2	Eastern Washington (A)	62	71	(L)
6	Warner Pacific (H)	80	41	(W)
9	Pepperdine (A)	60	62	(L)
16	Pacific (H)	62	56	(W)
20	CS Sacramento (A)	83	58	(W)
22	UC Santa Cruz (H)	58	49	(W)
30	UC Riverside (H)	51	50	(W)
Jan. 4	*SMU (A)	59	69	(L)
6	*TCU (A)	58	65	(L)
11	*Tulsa (H)	57	63	(L)
13	*UTEP (H)	67	71	(L)
20	*Hawai'i (A)	64	65	(L-OT)
25	*Tulsa (A)	60	76	(L)
27	*Rice (A)	54	44	(W)
Feb. 1	*Nevada (H)	71	47	(W)
3	*#(19) Fresno State (H)	75	86	(L)
8	*#(23) Fresno State (A)	57	82	(L)
11	*Nevada (A)	67	64	(W)
15	*Rice (H)	57	53	(W)
18	*SMU (H)	81	51	(W)
22	*UTEP (A)	52	72	(L)
24	*TCU (H)	91	90	(W-OT)
Mar. 1	*Hawai'i (H)	61	71	(L)
8	#Tulsa (A)	53	64	(L)

\* - Western Athletic Conference contest  
# - Western Athletic Conference Tournament game

2000-01 Individual Statistics

Player	G/S	Min	FG-FGA	Pct.	3FG-3FGA	Pct.	FT-FTA	Pct.	REB	Avg.	PF-D	A-TO	Blk-S	Pts./Avg.
C. Powell	28/18	790	165-331	.498	16-54	.296	34-50	.680	74-125-199	7.1	53-2	34-57	12-31	380/13.6
D. Williams	28/26	922	140-258	.543	1-2	.500	70-91	.769	72-132-204	7.3	91-7	64-66	32-22	351/12.5
M. Garrett	25/24	831	103-260	.396	44-107	.411	55-65	.846	9-61-70	2.8	53-2	50-58	8-22	305/12.2
B. Landram	28/28	906	74-214	.346	32-118	.271	71-90	.789	11-73-84	3.0	64-2	53-61	9-13	251/9.0
M. Thurmond	28/2	522	56-112	.500	0-0	.000	44-56	.786	55-54-109	3.9	75-3	15-29	13-14	156/5.6
T. Knight	7/0	106	9-13	.692	0-0	.000	17-32	.531	7-16-23	3.3	16-0	2-3	1-2	25/5.0
C. Funderburk	11/4	232	20-49	.408	0-2	.000	14-23	.609	4-18-22	2.0	24-0	15-21	1-9	54/4.9
S. Sonnenberg	28/9	470	46-111	.414	20-52	.385	21-27	.778	2-21-23	0.8	36-0	49-47	1-3	133/4.8
A. Valentine	13/3	246	20-54	.370	4-20	.200	14-31	.452	3-23-26	2.0	21-0	8-17	0-9	58/4.5
D. Granucci	28/25	582	26-59	.441	0-0	.000	17-27	.630	36-86-122	4.4	86-5	27-31	11-8	69/2.5
B. Okunrinboye	14/1	93	4-10	.400	3-7	.429	3-6	.500	0-8-8	0.6	4-0	15-13	0-1	14/1.0
<b>SJSU</b>	28	5700	663-1471	.451	120-362	.331	360-498	.723	310-670-980	35.0524	21332-410	88-134	1806/64.5	
<b>OPP</b>	28	5700	609-1467	.415	158-510	.310	402-578	.696	261-550-811	29.0	476-8	360-343	88-63	1778/63.5



Cory Powell



Darnell Williams



Mike Garrett



Billy Landram



Marion Thurmond



# Scores & Statistics (2002-2003)

2001-02 (10-22)

COACH: Steve Barnes

ASSISTANTS: Patrick Springer, Tyson Aye,  
Don Funk

CAPTAINS: David Granucci, Marion Thurmond

Nov.14	+Fairleigh Dickinson (N)	65	57	(W)
15	+North Carolina State (A)	56	78	(L)
16	+Northwestern (A)	51	59	(L)
21	CS Sacramento (H)	62	60	(W)
27	Santa Clara (A)	63	65	(L)
30	++Nebraska Omaha (N)	59	65	(L)
Dec. 1	++Iowa State (A)	64	62	(W)
5	Saint Mary's (H)	51	59	(L)
8	Pacific (A)	59	74	(L)
18	Notre Dame de Namur (H)	78	65	(W)
20	Vanguard (H)	70	72	(L)
22	Mount Saint Mary's (H)	91	72	(W)
27	*Nevada (H)	85	91	(L-OT)
29	*Fresno State (H)	68	80	(L)
Jan. 3	*Boise State (A)	52	61	(L)
5	*UTEP (A)	65	66	(L)
10	*SMU (H)	66	68	(L)
12	*Louisiana Tech (H)	61	78	(L)
19	*Hawai'i (H)	57	53	(W)
24	*Tulsa (A)	54	78	(L)
26	*Rice (A)	58	70	(L)
31	*UTEP (H)	67	62	(W)
Feb. 2	*Boise State (H)	62	51	(W)
7	*Louisiana Tech (A)	53	77	(L)
9	*SMU (A)	55	84	(L)
16	*Hawai'i (A)	46	71	(L)
21	*Rice (H)	46	62	(L)
23	*Tulsa (H)	72	82	(L)
28	*Fresno State (A)	60	72	(L)
Mar. 2	*Nevada (A)	76	72	(W)
5	#Rice (N)	58	57	(W)
7	#Hawai'i (N)	56	71	(L)

+ - BCA Tournament (Raleigh, N.C.)  
++ - Cyclone Challenge (Ames, Iowa)  
\* - Western Athletic Conference contest  
# - Western Athletic Conference Tournament game

2001-02 Individual Statistics

Player	G/S	Min	FG-FGA	Pct.	3FG-3FGA	Pct.	FT-FTA	Pct.	REB	Avg.	PF-D	A-TO	Blk-S	Pts./Avg.	
B. Hawkins	23/22	808	108-237	.456	10-29	.345	142-180	.789	23-65	88	3.8	62-0	99-77	3-19	368/16.0
M. Thurmond	32/30	937	149-311	.479	0-0	.000	72-109	.661	93-145	238	7.4	88-2	26-65	31-28	370/11.6
P. Calvert	32/16	732	103-266	.387	56-138	.406	51-73	.699	42-65	107	3.3	77-4	31-41	3-15	313/9.8
M. Alvarez	32/11	710	80-233	.343	58-175	.331	21-35	.600	8-53	61	1.9	41-0	36-31	1-21	239/7.5
G. Black	32/23	690	78-226	.345	35-125	.280	22-30	.733	15-78	93	2.9	54-0	26-42	7-18	213/6.7
A. Valentine	29/12	566	61-149	.409	8-35	.229	44-74	.595	51-82	133	4.6	54-0	19-46	4-11	174/6.0
D. Granucci	32/32	926	56-102	.549	0-0	.000	32-69	.464	64-81	145	4.5	100-6	49-52	16-18	144/4.5
R. Davis	31/5	456	24-79	.304	10-34	.294	9-21	.429	3-27	30	1.0	38-0	43-38	0-4	67/2.2
J. Jenkins	30/1	274	22-53	.415	0-1	.000	9-20	.450	18-28	46	1.5	36-0	17-14	2-6	53/1.8
B. Okunrinboye	21/8	188	8-23	.348	5-16	.312	7-12	.583	2-20	22	1.0	15-0	14-14	0-4	28/1.3
E. Washington	8/0	99	4-20	.200	0-4	.000	2-2	1.000	8-5	13	1.6	15-1	3-9	0-2	10/1.2
K. Guilbeaux	6/0	18	2-3	.667	1-1	1.000	2-2	1.000	1-1	2	0.3	1-0	0-6	0-0	7/1.2
S. Sonnenberg	3/0	21	0-4	.000	0-3	.000	0-0	.000	0-1	1	0.3	1-0	2-3	0-0	0/0.0
TEAM													0-5		
SJSU	32	6425	695-1706	.407	183-561	.326	413-627	.659	1062	33.2	582-1336	5-443	67-146	1986/62.1	
OPP	32	6425	767-1654	.464	199-520	.383	461-664	.694	1015	31.7	563	435-400	88-192	2194/68.6	

DEADBALL REBOUNDS - SJSU - 117 OPP - 121



Brandon Hawkins



Marion Thurmond



Phil Calvert



Moses Alvarez



Gary Black

2002-03 (7-21)

COACH: Phil Johnson

ASSISTANTS: Dennis Cutts, Eric Matthews,  
Donald Williams

Nov.23	Washington State (A)	68	76	(L)
26	Menlo College (H)	98	73	(W)
30	Santa Clara (A)	71	69	(W)
Dec. 4	Saint Mary's (Calif.) (A)	62	94	(L)
7	CS Monterey Bay (H)	70	52	(W)
10	CS Sacramento (A)	70	72	(L)
14	CS Northridge (A)	67	92	(L)
21	Pacific (H)	61	70	(L)
28	Brown (H)	75	86	(L)
Jan. 2	*Boise State (A)	56	58	(L)
4	*UTEP (A)	68	80	(L)
9	*Louisiana Tech (H)	67	80	(L)
11	*SMU (H)	72	79	(L)
18	*Hawai'i (H)	79	67	(W)
23	*Nevada (A)	59	86	(L)
25	*Fresno State (A)	48	59	(L)
30	*Tulsa (H)	58	57	(W)
Feb. 1	*Rice (H)	66	71	(L-OT)
6	*SMU (A)	69	82	(L)
8	*Louisiana Tech (A)	60	65	(L)
15	*Hawai'i (A)	55	54	(W)
19	*Fresno State (H)	70	74	(L-2OT)
22	*Nevada (H)	66	74	(L)
27	*Rice (A)	52	65	(L)
Mar. 1	*Tulsa (A)	53	74	(L)
6	*UTEP (H)	74	73	(W-OT)
8	*Boise State (H)	47	65	(L)
11	#UTEP (N)	80	86	(L)

\* - Western Athletic Conference contest  
# - Western Athletic Conference Tournament game

2002-03 Individual Statistics

Player	G/S	Min	FG-FGA	Pct.	3FG-3FGA	Pct.	FT-FTA	Pct.	REB	Avg.	PF-D	A-TO	Blk-S	Pts./Avg.	
O. Baker	7/4	153	44-94	.448	0-1	.000	27-49	.551	16-28	44	6.3	9-0	6-13	5-6	115/16.4
B. Hawkins	27/25	880	121-273	.443	15-52	.288	95-124	.766	40-78	118	4.4	72-2	76-65	1-20	352/13.0
A. Lawrence	23/13	566	101-232	.435	8-27	.296	49-68	.721	66-77	143	6.2	80-6	30-51	8-45	259/11.3
K. West	26/19	688	93-233	.417	7-26	.269	55-83	.663	41-45	86	3.3	68-3	51-61	6-22	248/9.5
G. Everage	27/19	607	74-163	.454	0-0	.000	37-77	.481	61-72	133	4.9	42-0	12-28	1-19	185/6.9
M. Alvarez	19/4	322	42-82	.512	23-52	.442	12-21	.571	8-19	27	1.4	31-0	17-17	0-15	119/6.3
E. Walton	27/13	455	64-137	.467	0-6	.000	23-43	.535	36-55	91	3.4	69-2	8-26	6-13	151/5.6
K. Guilbeaux	20/6	317	40-90	.444	2-6	.333	4-15	.267	13-19	32	1.6	31-0	18-15	0-12	86/4.3
B. Lilly	24/5	327	35-97	.361	25-72	.347	5-6	.833	13-26	39	1.6	33-1	11-12	0-5	100/4.2
S. Sonnenberg	25/15	483	30-113	.265	12-49	.245	10-15	.667	4-20	24	1.0	53-3	46-35	0-8	82/3.3
M. Moore	23/9	382	23-59	.390	12-27	.444	6-13	.462	9-16	25	1.1	62-2	63-36	1-20	64/2.8
G. Smith	5/2	49	6-15	.400	1-2	.500	0-0	.000	3-6	9	1.8	5-0	2-3	0-2	13/2.6
B. Okunrinboye	25/4	323	17-41	.415	8-27	.296	5-11	.455	6-17	23	0.9	20-0	23-19	0-11	47/1.9
J. Calderon	12/2	103	4-14	.286	3-7	.429	3-5	.600	2-7	9	0.8	16-0	10-11	0-1	14/1.2
A. Lauder	8/0	45	2-5	.400	0-0	.000	2-6	.333	1-5	6	0.8	3-0	0-0	0-1	6/0.8
TEAM									88						
SJSU	28	5700	696-1638	.425	116-354	.328	333-536	.621	894	31.9	594-19	373	28/200	1841/65.8	
OPP	28	5700	689-1413	.488	194-473	.410	461-643	.717	961	34.3	534	421	123-165	2033/72.6	

DEADBALL REBOUNDS - SJSU - 100 OPP - 96

# Scores & Statistics (2004-2005)



2003-04 (6-23)

COACH: Phil Johnson

ASSISTANTS: Dennis Cutts, Eric Matthews,  
Donald Williams

Nov.21	Pacific (A)	65	76	(L)
25	UC Santa Cruz (H)	87	41	(W)
29	Cal Poly (A)	62	70	(L)
Dec. 3	Santa Clara (H)	64	66	(L)
6	CS Northridge (H)	55	49	(W)
13	CS Sacramento (H)	85	77	(W-OT)
19	+Northern Illinois (N)	53	41	(W)
20	+Baylor (N)	79	64	(W)
22	+BYU-Hawai'i (A)	75	85	(L)
30	Harvard (H)	53	56	(L)
Jan. 3	*Nevada (H)	45	74	(L)
5	*Fresno State (H)	55	61	(L)
10	*Hawai'i (H)	76	83	(L)
15	*Louisiana Tech (A)	62	73	(L)
17	*SMU (A)	58	73	(L)
22	*Boise State (H)	54	70	(L)
24	*UTEP (H)	72	82	(L)
29	*Tulsa (A)	70	86	(L)
31	*Rice (A)	49	82	(L)
Feb. 7	*Hawai'i (A)	55	56	(L)
12	*SMU (H)	55	62	(L)
14	*Louisiana Tech (H)	56	53	(W-OT)
19	*UTEP (A)	52	65	(L)
21	*Boise State (A)	51	72	(L)
27	*Rice (H)	55	61	(L)
29	*Tulsa (H)	64	65	(L)
Mar. 4	*Fresno State (A)	76	81	(L)
6	*Nevada (A)	45	74	(L)
9	#Louisiana Tech (N)	51	57	(L)

2003-04 Individual Statistics

Player	G/S	Min	FG-FGA	Pct.	3FG-3FGA	Pct.	FT-FTA	Pct.	REB	Avg.	PF	A-TO	Blk-S	Pts./Avg.
E. Walton	28/24	718	131-255	.514	0-4	.000	69-87	.793	56-126-182	6.5	90-5	16-42	9-21	331/11.8
M. Chandler	28/12	556	107-200	.535	23-45	.511	36-51	.706	33-83-116	4.1	71-4	16-37	9-9	273/9.8
B. Lilly	29/23	711	85-218	.390	65-139	.409	38-52	.731	3-48-51	1.8	58-0	25-26	1-7	273/9.4
D. Brown	25/16	568	66-170	.388	0-2	.000	55-95	.579	51-48-99	4.0	75-4	27-55	10-38	187/7.5
M. McFadden	26/11	615	66-177	.373	28-81	.346	22-29	.759	8-47-55	2.1	31-1	45-43	4-17	182/7.0
A. Watson	5/0	68	15-28	.536	0-0	.000	2-15	.133	8-6-14	2.8	8-0	0-7	2-0	32/6.4
P. Calvert	25/8	549	57-142	.401	15-47	.319	21-37	.568	18-30-48	1.9	71-6	30-28	8-15	150/6.0
B. Okunrinboye	29/24	784	40-113	.354	21-62	.339	33-40	.825	15-77-92	3.2	59-3	82-46	0-22	134/4.6
G. Everage	4/0	52	6-15	.400	0-0	.000	5-7	.714	3-8-11	2.8	3-0	2-3	1-1	17/4.3
K. Guilbeaux	29/20	758	49-128	.383	0-1	.000	16-33	.485	21-53-74	2.6	60-1	58-37	0-19	114/3.9
K. Wilson	15/1	192	18-40	.450	12-28	.429	3-5	.600	4-12-16	1.1	8-0	22-18	0-6	51/3.4
M. Moore	19/6	232	10-37	.270	6-24	.250	2-7	.286	3-6-9	0.5	34-0	37-17	0-12	28/1.5
L. Holloway	10/0	71	2-4	.500	0-0	.000	3-4	.750	4-5-9	0.9	8-0	1-8	3-2	7/0.7
R. Miller	1/0	1	0-0	.000	0-0	.000	0-0	.000	0-0-0	0.0	0-0	0	0-0	0/0.0
TEAM									80					
SJSU	29	5875	652-1527	.427	170-453	.375	305-462	.660	856	29.5	577-243	361-386	47-169	1779/61.3
OPP	29	5875	632-1435	.440	195-520	.375	498-685	.727	942	32.5	486-103	377-412	96-176	1957/67.5

DEADBALL REBOUNDS - SJSU - 111 OPP - 114

+ - Surf 'N Slam Tournament (Laie, Hawaii)  
\* - Western Athletic Conference contest  
# - Western Athletic Conference Tournament game

2004-05 (6-23)

COACH: Phil Johnson

ASSISTANTS: Dennis Cutts, Kevin Brown,  
Ben Sanders

Nov.20	Pacific (H)	52	70	(L)
24	Montana State (H)	65	64	(W)
27	San Diego (A)	71	70	(W)
Dec. 1	Santa Clara (A)	60	73	(L)
4	Cal Poly (H)	69	50	(W)
7	San Diego (H)	60	74	(L)
11	Georgetown (A)	40	58	(L)
17	UC Irvine (H)	55	76	(L)
21	Montana State (A)	59	72	(L)
30	*Nevada (A)	55	70	(L)
Jan. 2	*Fresno State (A)	56	63	(L)
8	*Hawai'i (A)	45	71	(L)
13	*Louisiana Tech (H)	88	87	(W)
15	*SMU (H)	69	77	(L)
20	*Boise State (A)	62	72	(L)
22	*UTEP (A)	65	69	(L)
27	*Tulsa (H)	76	69	(W)
29	*Rice (H)	90	85	(W)
Feb. 5	*Hawai'i (H)	73	84	(L)
10	*SMU (A)	46	66	(L)
12	*Louisiana Tech (A)	55	72	(L)
16	*UTEP (H)	62	70	(L)
19	Drake (A)	57	73	(L)
21	*Boise State (H)	69	72	(L)
25	*Rice (A)	50	56	(L)
29	*Tulsa (A)	48	80	(L)
Mar. 3	*Fresno State (H)	55	74	(L)
5	*(#25) Nevada (H)	69	73	(L)
8	#Hawai'i (N)	48	72	(L)

2004-05 Individual Statistics

Player	G/S	Min	FG-FGA	Pct.	3FG-3FGA	Pct.	FT-FTA	Pct.	REB	Avg.	PF-D	A-TO	Blk-S	Pts./Avg.
M. Chandler	29/28	1014	221-469	.471	36-104	.346	91-118	.771	61-187-248	8.6	96-2	31-90	17-17	569/19.6
A. Elam	29/29	980	104-275	.378	49-122	.402	27-37	.730	29-56-85	2.9	76-4	90-74	3-21	284/9.8
E. Bloom	21/16	535	54-144	.375	35-89	.393	19-22	.864	4-32-36	1.7	32-0	26-21	1-10	162/7.7
M. McFadden	29/19	803	78-232	.336	21-88	.239	32-38	.842	11-69-80	2.8	52-3	66-58	9-26	209/7.2
M. Misko	28/27	714	64-143	.448	0-0	.000	45-62	.726	61-77-138	4.9	93-6	10-39	7-18	173/6.2
D. Watson	27/16	636	48-141	.340	27-83	.325	34-46	.739	6-57-63	2.3	37-0	75-30	1-17	157/5.8
K. Guilbeaux	24/6	525	49-109	.450	2-5	.400	12-25	.480	34-43-77	3.2	48-0	30-27	5-17	112/4.7
C. White	16/2	176	13-39	.333	6-21	.286	5-10	.500	1-13-14	0.9	12-0	10-16	0-6	37/2.3
M. Fresby	13/0	136	11-30	.367	0-1	.000	4-7	.571	7-22-29	2.2	20-2	2-2	1-1	26/2.0
T. Gardner	17/2	193	8-31	.258	4-18	.222	9-13	.692	1-9-10	0.6	9-0	18-20	0-2	29/1.7
J. Udeoji	14/0	82	5-10	.500	0-0	.000	1-6	.167	12-5-17	1.2	12-0	1-1	0-3	11/0.8
N. Garbutt	3/0	6	0-0	.000	0-0	.000	0-0	.000	0-0-0	0.0	1-0	0-1	0-0	0/0.0
Team									86			0-7		
SJSU	29	5800	655-1623	.404	180-531	.339	279-384	.727	883	30.4	488-173	359-386	44-138	1769/61.0
OPP	29	5800	745-1631	.457	193-565	.342	379-517	.733	1058	36.5	427-5	454-372	81-186	2062/71.1

DEADBALL REBOUNDS SJSU - 59-18-77 OPP - 64-15-79

\* - Western Athletic Conference contest  
# - Western Athletic Conference Tournament game



Marquin Chandler



Alex Elam



Eric Bloom



Michael McFadden



Matt Misko



# Scores & Statistics (2006-2007)

2005-06 (6-25)

COACH: George Nessman

ASSISTANTS: Derrick Allen, Brent Davis,  
Donald Williams

Nov.10	+Texas Tech (A)	54	88	(L)
11	+Portland (N)	82	53	(W)
20	Cal Poly (A)	72	57	(W)
23	San Diego (H)	79	68	(W)
29	Santa Clara (H)	46	47	(L)
30	California (A)	52	70	(L)
Dec. 3	UC Irvine (A)	58	68	(L)
7	Pacific (A)	63	81	(L)
10	CS Long Beach (A)	69	56	(W)
17	Drake (H)	64	82	(L)
21	CS Fullerton (H)	59	67	(L)
29	++Northern Illinois (N)	78	80	(L)
30	++Montana State (A)	71	75	(L)
Jan. 5	*Utah State (H)	56	67	(L)
7	*Nevada (H)	56	63	(L)
19	*Boise State (A)	65	68	(L)
21	*Idaho (A)	57	53	(W)
26	*Louisiana Tech (H)	55	75	(L)
28	*New Mexico State (H)	75	81	(L-OT)
Feb. 1	*Boise State (H)	75	77	(L)
4	*Hawai'i (A)	68	83	(L)
9	*Idaho (H)	72	61	(W)
11	*Fresno State (A)	66	79	(L)
15	*Louisiana Tech (A)	63	74	(L)
18	UC Santa Barbara (H)	72	76	(L)
20	*New Mexico State (A)	61	66	(L)
23	*Fresno State (H)	80	87	(L)
25	*Hawai'i (H)	60	61	(L)
Mar. 2	*#24) Nevada (A)	60	83	(L)
4	*Utah State (A)	58	61	(L)
9	#Utah State (N)	69	76	(L)

+ - 2K Sports College Hoops  
Coaches vs. Cancer Classic  
++ - Holiday Station Stores Classic  
\* - Western Athletic Conference contest  
# - Western Athletic Conference Tournament game

2005-06 Individual Statistics

Player	G/S	Min	FG-FGA	Pct.	3FG-3FGA	Pct.	FT-FTA	Pct.	REB	Avg.	PF-D	A-TO	Blk-S	Pts./Avg.
D. Brown	26/26	693	123-285	.432	3-13	.231	113-156	.724	51-100-151	5.8	87-3	37-67	20-31	362/13.9
A. Elam	30/30	908	143-350	.409	47-135	.348	50-67	.746	28-78-106	3.5	75-3	49-71	9-23	383/12.8
C. Spencer	31/30	952	122-296	.412	28-92	.304	33-51	.647	27-88-115	3.7	57-0	93-78	5-35	305/9.8
M. Misko	31/14	613	77-176	.438	0-2	.000	48-65	.738	37-62-99	3.2	61-3	11-29	6-6	202/6.5
M. Barbary	31/18	511	87-164	.530	0-1	.000	19-47	.404	62-80-142	4.6	76-5	4-38	38-14	193/6.2
T. Gardner	31/13	639	43-129	.333	11-57	.193	36-48	.750	8-45-53	1.7	29-0	52-35	0-17	133/4.3
J. Richardson	30/11	543	44-118	.373	24-68	.353	8-10	.800	10-35-45	1.5	34-1	65-39	0-16	120/4.0
K. Fleming	31/4	402	38-110	.345	2-9	.222	33-48	.688	31-58-89	2.9	33-1	16-22	3-14	111/3.6
J. Cozad	31/7	441	39-101	.386	8-24	.333	20-48	.417	31-53-84	2.7	53-0	32-19	2-12	106/3.4
D. Thomas	31/2	298	29-82	.354	0-1	.000	7-20	.350	30-39-69	2.2	22-0	6-11	0-5	65/2.1
N. Kovacevich	5/0	13	1-4	.250	1-1	1.000	3-4	.750	1-2-3	0.6	0-0	1-1	0-0	6/1.2
L. Holloway	15/0	100	6-13	.462	0-0	.000	3-6	.500	11-17-28	1.9	11-0	1-3	11-0	15/1.3
K. Smith	20/0	66	3-14	.214	1-5	.200	4-4	1.000	3-9-12	0.6	12-0	2-1	1-1	11/0.6
J. Smith	16/0	45	1-7	.143	0-1	.000	1-2	.500	1-1-2	0.1	5-0	1-7	0-1	3/0.2
N. Garbutt	1/0	1	0-0	.000	0-0	.000	0-0	.000	0-0-0	0.0	0-0	0-0	0-0	0/0.0
Team									54-53-107			0-8		
SJSU	31	6225	756-1849	.409	125-409	.306	378-576	.656	1105	35.6	555-16370-429	95-175	2015/65.0	
OPP	31	6225	783-1770	.442	182-534	.341	435-588	.740	1121	36.2	553-13446-452	121-177	2183/70.4	

DEADBALL REBOUNDS SJSU - 93-15-108 OPP - 70-27-97

2006-07 (5-25)

COACH: George Nessman

ASSISTANTS: Derrick Allen, Brent Davis,  
Donald Williams, Gary Stepan

Nov.10	UC Santa Barbara (A)	67	75	(L)
14	+Stanford (A)	52	73	(L)
15	+CS Long Beach (N)	67	86	(L)
21	Arizona State (A)	52	64	(L)
27	Santa Clara (A)	53	71	(L)
30	Saint Mary's (Calif.) (A)	60	78	(L)
Dec. 3	Cal Poly (H)	80	63	(W)
6	Brigham Young (A)	69	81	(L)
10	Portland State (H)	63	72	(L)
17	CS Long Beach (H)	67	76	(L)
23	CS Fullerton (A)	77	104	(L)
31	(#5) Duke (A)	51	70	(L)
Jan. 4	*Louisiana Tech (A)	56	92	(L)
6	*New Mexico State (A)	68	74	(L)
11	*#19) Nevada (H)	63	72	(L)
13	*Fresno State (H)	64	61	(W)
20	*Utah State (H)	56	57	(L)
22	*Fresno State (A)	64	67	(L)
25	*Hawai'i (A)	52	72	(L)
27	*New Mexico State (H)	78	85	(L)
Feb. 1	*Idaho (A)	68	65	(W)
3	*Utah State (A)	57	66	(L)
8	*Louisiana Tech (H)	53	50	(W)
10	*Boise State (H)	64	65	(L)
14	*#11) Nevada (A)	60	68	(L)
17	Northern Arizona (A)	67	78	(L)
22	*Boise State (A)	64	83	(L)
24	*Hawai'i (H)	55	67	(L)
Mar. 3	*Idaho (H)	62	57	(W)
6	#Idaho (N)	49	50	(L)

+ - CBE Classic  
\* - Western Athletic Conference contest  
# - Western Athletic Conference Tournament game

2006-07 Individual Statistics

Player	G/S	Min	FG-FGA	Pct.	3FG-3FGA	Pct.	FT-FTA	Pct.	REB	Avg.	PF-D	A-TO	Blk-S	Pts./Avg.
C. Spencer	20/20	718	103-264	.390	30-84	.357	50-71	.704	13-70-83	4.2	57-4	69-56	3-40	286/14.3
M. Barbary	30/22	826	158-297	.532	0-0	.000	51-112	.455	72-122-194	6.5	88-4	17-65	49-13	367/12.2
J. Hill	30/30	978	98-298	.329	33-120	.275	63-86	.733	38-73-111	3.7	51-1	79-67	0-36	292/9.7
T. Pierce	27/10	490	70-204	.343	40-127	.315	43-59	.729	26-64-90	3.3	47-1	20-48	3-8	223/8.3
H. Brown	9/4	168	20-53	.377	1-3	.333	15-22	.682	14-32-46	5.1	15-0	5-16	1-0	56/6.2
J. Richardson	30/4	579	59-165	.358	28-93	.301	17-31	.548	23-52-75	2.5	45-2	53-41	2-21	163/5.4
D. Thomas	23/7	318	43-94	.457	0-1	.000	15-24	.625	29-45-74	3.2	29-0	11-16	1-8	101/4.4
D. Goins	30/6	371	44-117	.376	13-52	.250	4-7	.571	11-28-39	1.3	24-0	19-32	9-12	105/3.5
L. Holloway	30/23	722	36-82	.439	0-1	.000	21-34	.618	49-80-129	4.3	69-1	18-30	25-17	93/3.1
K. Buggs	29/20	472	30-101	.297	18-53	.340	10-19	.526	10-40-50	1.7	56-1	46-39	0-13	88/3.0
K. Wooldridge	16/4	150	11-38	.289	0-2	.000	12-21	.571	13-31-44	2.8	18-0	7-9	1-1	34/2.1
J. Smith	26/0	170	13-32	.406	1-2	.500	16-33	.485	18-15-33	1.3	23-1	7-13	3-4	43/1.7
D. Lee	4/0	15	1-1	1.000	1-1	1.000	1-2	.500	0-1-1	0.3	1-0	0-1	0-1	4/1.0
J. Wilson	8/0	21	1-3	.333	1-2	.500	0-2	.000	1-3-4	0.5	2-0	0-1	0-2	3/0.4
Garbutt	3/0	2	0-1	.000	0-0	.000	0-2	.000	0-0-0	0.0	0-0	0-0	0-0	0/0.0
Team									57-49-106		1	0-7		
SJSU	30	6000	687-1750	.393	166-541	.307	318-525	.606	1079	36.0	526-15351-441	88-176	1858/61.9	
OPP	30	6000	785-1765	.445	213-626	.340	359-527	.681	1157	38.6	511-7	485-415	134-206	2142/71.4

DEADBALL REBOUNDS SJSU - 86-17-103 OPP - 58-22-80



# Scores & Statistics (2008-09)



2007-08 (13-19)			2007-08 Individual Statistics															
COACH: George Nessman			Player	G/S	Min	FG-FGA	Pct.	3FG-3FGA	Pct.	FT-FTA	Pct.	REB	Avg.	PF-D	A-TO	Blk-S	Pts./Avg.	
ASSISTANTS: Brent Davis, Tim Marrion Donald Williams			C. Webster	32/32	909	146-289	.505	0-2	.000	71-114	.623	69-150-219	6.8	111-4	68-56	19-17	363/11.3	
Nov.15	+Middle Tennessee (A)	78 77 (W)	T. Pierce	32/32	819	118-323	.365	69-202	.342	53-76	.697	25-93-118	3.7	60-1	20-45	7-24	358/11.2	
16	+Appalachian State (N)	64 62 (W)	J. Graham	26/25	831	91-197	.462	15-35	.429	80-111	.721	14-49-63	2.4	55-1	76-117	11-40	277/10.7	
17	+Lipscomb (N)	72 79 (L)	C. Oakes	25/25	651	104-199	.523	0-0	.000	49-75	.653	80-101-181	7.2	78-3	20-39	27-6	257/10.3	
30	Cal State Bakersfield (A)	78 63 (W)	D. Wright	32/24	903	133-278	.478	7-20	.350	51-72	.708	61-97-158	4.9	81-3	44-75	4-46	324/10.1	
Dec. 5	San Diego (A)	40 60 (L)	J. Hill	32/15	796	67-188	.356	15-54	.278	65-92	.707	22-62-84	2.6	36-1	68-55	0-24	214/6.7	
8	Santa Clara (H)	63 73 (L)	D. Thomas	32/2	396	45-102	.441	0-1	.000	37-55	.673	33-62-95	3.0	37-0	15-20	0-9	127/4.0	
15	Northern Arizona (N)	57 62 (L)	M. Peterson	27/0	416	28-94	.298	21-69	.304	18-24	.750	9-27-36	1.3	19-0	32-16	0-8	95/3.5	
19	#9-Michigan State (A)	45 85 (L)	O. Caballero	27/5	225	21-52	.404	0-0	.000	16-26	.615	19-18-37	1.4	41-1	19-33	0-4	58/2.1	
22	Presbyterian (H)	68 64 (W)	L. Holloway	32/0	315	12-30	.400	0-0	.000	9-14	.643	31-30-61	1.9	32-0	6-10	19-3	33/1.0	
28	Portland State (A)	76 73 (W-OT)	K. Fleming	20/0	78	5-24	.208	1-4	.250	6-14	.429	4-10-14	0.7	13-0	2-7	1-2	17/0.9	
30	South Dakota State (H)	77 71 (W-OT)	D. Goins	19/0	78	5-25	.200	1-14	.071	0-1	.000	1-1-2	0.1	2-0	4-10	0-2	11/0.6	
Jan. 2	*Boise State (A)	63 78 (L)	J. Udeoji	8/0	25	1-3	.333	1-1	1.000	0-3	.000	3-0-3	0.4	3-0	1-4	0-0	3/0.4	
5	*Hawai'i (H)	79 85 (L)	L. Olivier	1/0	4	0-2	.000	0-1	.000	0-0	.000	0-0-0	0.0	0-0	0-0	0-1	0/0.0	
7	Santa Clara (A)	62 59 (W)	K. McDowell	1/0	3	0-1	.000	0-1	.000	0-0	.000	0-0-0	0.0	0-0	0-0	0-0	0/0.0	
10	*Nevada (H)	62 60 (W)	J. Wilson	1/0	1	0-0	.000	0-0	.000	0-0	.000	0-0-0	0.0	1-0	0-0	0-0	0/0.0	
14	*Hawai'i (A)	64 65 (L)	Team							51-53-104			1		0-2			
17	*Fresno State (H)	69 65 (W)	SJSU	32	6450	776-1807	.429	130-404	.322	455-677	.672	1175	36.7	569-14375-489	88-186	2137/66.8		
24	*Idaho (A)	63 74 (L)	OPP	32	6450	850-1867	.455	223-612	.364	385-586	.657	1036	32.4	578-9 495-399	97-223	2308/72.1		
26	*Fresno State (A)	58 75 (L)																
29	Cal State Bakersfield (H)	71 56 (W)																
Feb. 2	*New Mexico State (H)	81 83 (L)																
7	*Nevada (A)	46 84 (L)																
9	*Utah State (A)	73 78 (L)																
10	*Boise State (H)	64 65 (L)																
16	*Louisiana Tech (H)	71 61 (W)																
18	*Utah State (H)	70 67 (W)																
23	Pacific (A)	75 84 (L)																
28	*Boise State (H)	68 74 (L)																
Mar. 1	*Idaho (H)	67 69 (L)																
6	*New Mexico State (A)	65 86 (L)																
8	*Louisiana Tech (A)	83 87 (L)																
11	#Louisiana Tech (N)	64 62 (W)																
13	#Utah State (N)	65 85 (L)																

+ - First Shot Exempt Tournament  
 \* - Western Athletic Conference contest  
 # - Western Athletic Conference Tournament game

2008-09 (13-17)			2008-09 Individual Statistics															
COACH: George Nessman			Player	G/S	Min	FG-FGA	Pct.	3FG-3FGA	Pct.	FT-FTA	Pct.	REB	Avg.	PF-D	A-TO	Blk-S	Pts./Avg.	
ASSISTANTS: Brent Davis, Gary Stepan Donald Williams			A. Oliver	18/18	572	109-252	.433	17-65	.262	73-97	.753	10-31-41	2.3	42-1	39-66	9-13	308/17.1	
Nov.14	South Dakota State (A)	70 62 (W)	C. Webster	28/28	864	134-268	.500	0-0	.000	69-106	.651	63-118-181	6.5	70-3	62-52	18-14	337/12.0	
16	Nebraska (A)	46 63 (L)	T. Pierce	27/25	732	111-281	.395	44-142	.310	48-84	.571	40-107-147	5.4	47-1	24-45	6-22	314/11.6	
19	California Maritime (H)	79 37 (W)	J. Graham	30/30	1017	95-203	.468	2-19	.105	56-84	.667	26-86-112	3.7	73-1	142-112	9-51	248/8.4	
24	Presbyterian (A)	46 47 (L)	C. Oakes	30/26	731	99-170	.582	0-0	.000	49-74	.662	84-143-227	7.6	81-4	31-48	40-14	247/8.2	
Dec. 3	Santa Clara (H)	56 59 (L)	R. Owens	30/11	605	67-171	.392	47-123	.382	29-34	.853	12-31-43	1.4	30-0	20-25	5-10	210/7.0	
8	San Diego (A)	56 52 (W)	D. Wright	26/8	444	54-112	.482	0-7	.000	27-41	.659	25-35-60	2.3	34-1	21-20	1-22	135/5.2	
20	Northern Colorado (H)	89 78 (W)	M. Peterson	26-1	342	23-55	.418	9-33	.273	23-26	.885	9-22-31	1.2	17-0	13-15	0-6	78/3.0	
22	USF (H)	82 76 (W)	D. Thomas	30/1	390	36-90	.400	0-0	.000	8-19	.421	38-58-96	3.2	43-0	14-25	0-8	80/2.7	
27	+Saint Mary's (A)	87 78 (L)	J. Williams	15/2	136	11-35	.314	3-19	.158	5-11	.455	6-5-11	0.7	11-0	5-9	0-6	30/2.0	
28	+William Jessup (N)	82 61 (W)	O. Caballero	13/0	78	5-15	.333	0-0	.000	8-10	.800	8-5-13	1.0	18-0	2-9	0-3	18/1.4	
Jan. 3	*Louisiana Tech (H)	61 66 (L)	G. Ton	5-0	12	1-2	.500	0-0	.000	3-4	.750	2-1-3	0.6	5-0	0-3	0-2	5/1.0	
5	*New Mexico State (H)	73 75 (L)	J. Wilson	3/0	5	1-1	1.000	0-0	.000	1-1	1.000	0-3-3	1.0	1-0	0-1	0-0	3/1.0	
8	*Boise State (A)	64 84 (L)	C. Amberry	11/0	63	3-15	.200	0-1	.000	5-6	.833	1-7-8	0.7	8-0	1-2	2-1	11/1.0	
10	*Fresno State (A)	71 68 (W-OT)	L. Olivier	11/0	34	0-6	.000	0-4	.000	0-0	.000	0-1-1	0.1	4-0	6-2	0-1	0/0.0	
12	Cal State Bakersfield (A)	55 61 (L)	Team							54-53-107			0-7					
17	*Hawai'i (A)	73 61 (W)	SJSU	30	6025	749-1676	.447	122-413	.295	404-597	.677	1084	36.1	484-11380-441	90-173	2024/67.5		
22	*Utah State (H)	58 62 (L)	OPP	30	6025	752-1704	.441	189-544	.347	347-511	.679	972	32.4	537-8 416-389	124-208	2040/68.0		
24	*Fresno State (H)	85 79 (W)																
29	*New Mexico State (A)	81 89 (L)																
31	*Louisiana Tech (A)	53 51 (W)																
Feb. 7	*Boise State (H)	83 89 (L)																
12	*Nevada (H)	68 80 (L)																
14	*Idaho (A)	66 74 (L)																
17	Utah Valley (H)	52 47 (W)																
21	UC Riverside (H)	52 53 (L)																
26	*Idaho (H)	72 64 (W)																
28	*Hawai'i (H)	61 59 (W)																
Mar. 5	*Nevada (A)	66 89 (L)																
7	*Utah State (A)	77 89 (L)																
12	#Nevada (A)	69 78 (L)																

+ - Shamrock Office Solutions Classic  
 \* - Western Athletic Conference contest  
 # - Western Athletic Conference Tournament game



# NCAA Tournament Teams



*San Jose State faced Brigham Young in a 1951 NCAA opening round game.*

## 1951 Spartans


- Walt McPherson, Head Coach
- Bob Wuesthoff, Asst. Coach
- 3 Jack Avina
- 4 Mort Schorr
- 5 Bobby Crowe
- 6 Elmer Craig
- 8 Dean Giles
- 9 Ted Prescott
- 10 Orville Johnson
- 11 Lee Jensen
- 12 Aaron Seandel
- 13 Cornelius Barnes
- 14 Lee Deming
- 15 Bob Enzensperger
- 16 George Clark
- 17 Charles Crampton
- 18 Duane Baptiste
- 19 Carter Williams
- 20 Billy Wilson



*San Jose State faced Missouri in a 1981 NCAA Midwest Regional first round game.*

## 1980 Spartans

- Bill Berry, Head Coach
- Phil Rosemurgy, Asst. Coach
- Tony Oddo, Asst. Coach
- 10 Ron Chisholm
- 14 Eddie Saunders
- 15 David Byrd
- 21 Grover Brown
- 22 Phil Davis
- 24 John Russo
- 25 Mike Mendez
- 30 Wally Rank
- 32 Steve Swarbrick
- 33 Mickey Jackson
- 35 Doug Murrey
- 40 Arthur Graham
- 42 Sid Williams
- 44 Dan Sullivan



*San Jose State faced Kentucky in a 1996 NCAA opening round game.*

## 1996 Spartans

- Stan Morrison, Head Coach
- Stan Stewart, Assoc. Coach
- Keith Moss, Asst. Coach
- Lossie Mitchel, Asst. Coach
- 3 Olivier Saint-Jean
- 5 Sam Allen
- 11 LaRon Campbell-Hall
- 12 Tito Addison
- 14 Jahi Bacon
- 21 Marmet Williams
- 24 Kweli Baker
- 31 Brad Quinet
- 32 Roy Hammonds
- 35 Rich Taylor
- 41 Darren Greene
- 42 Damon Lee
- 50 Ken Kavanagh
- 52 Craig Clark

# In-Season Tournaments/Ranked Opponents



## In-Season Tournament History

## Games vs. Top-20 Teams

YEAR	TOURNAMENT	FINISH	DATE	RANK	OPPONENT	SCORE
1958	Poinsettia Tournament, San Diego, Calif.	4th Place	1/31/91	#1	UNLV (H)	88-64 (L)
1959	WCAC Tournament, San Francisco, Calif.	8th Place	1/7/91	#1	UNLV (A)	93-65 (L)
1960	WCAC Tournament, San Francisco, Calif.	8th Place	3/7/87	#1	UNLV (N)	94-69 (L)
1961	WCAC Tournament, San Francisco, Calif.	5th Place	2/7/87	#1	UNLV (H)	83-74 (L)
1962	<b>WCAC Tournament, San Francisco, Calif.</b>		1/8/87	#1	UNLV (A)	89-77 (L)
	<b>CHAMPION</b>		2/14/56	#1	USF (H)	76-52 (L)
1963	<b>WCAC Tournament, San Francisco, Calif.</b>		1/31/56	#1	USF (A)	67-40 (L)
	<b>CHAMPION</b>		2/23/55	#1	USF (H)	64-40 (L)
1964	WCAC Tournament, San Francisco, Calif.	3rd Place	2/11/55	#1	USF (H)	59-49 (L)
1965	WCAC Tournament, San Francisco, Calif.	4th Place				
1966	Knights of Columbus Tournament, Portland, Ore.	3rd Place	3/14/96	#2	Kentucky (N)	110-72 (L)
			2/21/69	#2	<b>Santa Clara (H)</b>	<b>73-69 (W)</b>
	WCAC Tournament, San Jose, Calif.	6th Place				
1967	Lobo Invitational, Albuquerque, N.M.	3rd Place	2/15/73	#3	Long Beach State (A)	117-75 (L)
1969	Roadrunners Classic, Las Cruces, N.M.	3rd Place				
1970	Far West Classic, Portland, Ore.	8th Place	2/12/84	#4	UNLV (A)	88-76 (L)
1974	Rainbow Classic, Honolulu, Hawaii	7th Place	2/28/58	#4	USF (A)	62-50 (L)
1977	Utah Classic, Salt Lake City, Utah	4th Place				
1978	Fiesta Classic, Tempe, Ariz.	3rd Place	12/31/06	#5	Duke (A)	70-51 (L)
	Cable Car Classic, Santa Clara, Calif.	4th Place	12/11/82	#5	UCLA (A)	94-71 (L)
1979	<b>Cable Car Classic, Santa Clara, Calif.</b>	<b>CHAMPION</b>	1/5/73	#5	<b>Long Beach State (H)</b>	<b>68-61 (W)</b>
	All-College Tournament, Oklahoma City, Okla.		1/28/72	#5	Long Beach State (H)	73-72 (L)
		7th Place	1/10/55	#5	USF (A)	56-30 (L)
1981	<b>KOA Classic, Billings, Mont.</b>	<b>CHAMPION</b>				
1982	Las Vegas Holiday Classic, Las Vegas, Nev.	3rd Place	1/4/58	#6	USF (H)	66-44 (L)
1983	Stanford Invitational, Stanford, Calif.	4th Place				
1984	<b>Utah Classic, Salt Lake City, Utah</b>	<b>CHAMPION</b>	12/22/77	#7	UCLA (A)	109-69 (L)
1985	Hoosier Classic, Indianapolis, Ind.	3rd Place				
1986	Far West Classic, Portland, Ore.	5th Place	12/22/76	#8	UCLA (A)	89-74 (L)
1987	Fighting Illini Classic, Champaign, Ill.	3rd Place	1/21/88	#8	UNLV (H)	95-83 (L)
1988	Ameritas Classic, Lincoln, Neb.	2nd Place	12/28/82	#8	Tennessee (N)	50-42 (L)
1989	Oldsmobile Cutlass Classic, E. Lansing, Mich.		1/5/82	#8	USF (A)	78-66 (L)
		4th Place	1/8/65	#8	USF (A)	77-53 (L)
1993	Stanford Fry's Invitational, Stanford, Calif.	2nd Place				
1994	Comerica Cable Car Classic, San Jose, Calif.	3rd Place	12/19/07	#9	Michigan State (A)	85-45 (L)
1995	Fighting Illini Classic, Champaign, Ill.	4th Place	3/3/83	#9	UNLV (H)	67-61 (L)
1996	<b>Comerica Cable Car Classic, San Jose, Calif.</b>		1/12/74	#9	Long Beach State (A)	72-57 (L)
	<b>CHAMPION</b>		2/17/72	#9	Long Beach State (A)	88-51 (L)
1999	Pearl Harbor Invitational, Laie, Hawaii	2nd Place	12/16/50	#9	UCLA (A)	62-59 (L)
2001	BCA Invitational, Raleigh, N.C.	6th Place				
2001	Cyclone Challenge, Ames, Iowa	Tied for 1st Place	11/29/98	#10	New Mexico (A)	86-57 (L)
2003	Surf 'N Slam Tournament, Laie, Hawaii	2nd Place	1/6/90	#10	UNLV (H)	100-80 (L)
2005	2K Sports College Hoops Coaches vs. Cancer Classic		1/30/86	#10	UNLV (H)	62-55 (L)
	Lubbock, Texas	3rd Place	3/8/84	#10	UNLV (N)	70-55 (L)
2005	Holiday Station Stores Classic, Bozeman, Mont.		12/17/63	#10	Illinois (A)	90-64 (L)
		4th Place				
2006	CBE Classic, Stanford, Calif.	4th Place	2/14/07	#11	Nevada (A)	68-60 (L)
2007	<b>First Shot Exempt Tournament, Murfreesboro, Tenn.</b>		3/4/97	#11	New Mexico (N)	103-70 (L)
	<b>CHAMPION</b>		12/23/94	#11	Minnesota (A)	115-68 (L)
2008	Shamrock Office Solutions Classic, Moraga, Calif.		2/20/88	#11	UNLV (A)	85-68 (L)
		3rd Place	3/8/85	#11	UNLV (N)	60-59 (L)
			12/28/71	#11	Indiana (N)	86-76 (L)



# Games vs. Ranked Opponents

DATE	RANK	OPPONENT	SCORE	DATE	RANK	OPPONENT	SCORE
3/22/51	#11	Brigham Young (N)	66-61 (L)	1/13/99	#16	New Mexico (H)	82-81 (L-OT)
2/18/99	#12	Utah (H)	71-49 (L)	12/23/93	#16	Minnesota (H)	66-53 (L)
2/11/93	#12	UNLV (H)	80-74 (L)	1/31/85	#16	UNLV (A)	70-56 (L)
2/5/90	#12	UNLV (A)	105-69 (L)	3/6/80	#16	Missouri (N)	61-51 (L)
12/30/88	#12	UNLV (A)	101-68 (L)	1/26/73	#16	USF (A)	82-63 (L)
12/20/75	#12	Washington (A)	88-69 (L)	12/26/71	#16	Oregon (N)	79-65 (L)
2/19/00	#13	Tulsa (H)	64-56 (L)	12/16/60	#16	Utah (A)	82-48 (L)
1/4/86	#13	UNLV (A)	106-60 (L)	12/28/87	#17	Missouri (A)	85-61 (L)
2/28/74	#13	Long Beach State (A)	84-60 (L)	12/19/71	#17	New Mexico State (A)	114-55 (L)
11/29/91	#14	Utah (H)	75-57 (L)	12/11/54	#17	California (A)	56-48 (L)
1/12/84	#14	UNLV (H)	105-77 (L)	1/16/93	#18	UNLV (A)	84-77 (L)
12/21/79	#14	Virginia (N)	83-79 (W)	2/16/89	#18	UNLV (H)	95-66 (L)
1/27/51	#14	Arizona (H)	62-55 (L)	1/11/07	#19	Nevada (H)	72-63 (L)
1/20/00	#15	Tulsa (A)	67-41 (L)	2/3/01	#19	Fresno State (H)	86-75 (L)
2/13/92	#15	UNLV (A)	83-39 (L)	12/27/96	#19	Alabama (H)	60-59 (W-OT)
2/23/91	#15	New Mexico State (H)	73-67 (L)	1/26/95	#19	New Mexico State (A)	75-66 (L)
12/20/56	#15	Oklahoma City (A)	91-74 (L)	1/30/82	#19	Fresno State (H)	47-36 (L)
				1/26/82	#19	Fresno State (A)	63-45 (L)
				12/4/68	#19	California (A)	103-98 (L)

## HEAD COACHING RECORDS

Name	# of Seasons	Seasons	Wins	Losses	Pct.
Charles Furley	1	1910	7	3	.700
Others	5	1911-15	20	24	.455
Bill Spaulding	1	1916	4	3	.571
Karl Hazeltine	2	1917-18	7	11	.389
Dave Wooster	2	1922-23	17	9	.654
Hovey McDonald	12	1924-35	142	81	.637
Bill Hubbard	6	1936-40, 1945	69	58	.543
Ed Blesh	1	1943	11	13	.458
Walt McPherson	17	1941-42, 1946-60	264	208	.559
Stu Inman	6	1961-66	77	68	.531
Dan Glines	5	1967-71	43	80	.349
Ivan Guevara	8	1972-79	99	117	.458
Bill Berry	10	1980-89	142	144	.497
Stan Morrison	9	1990-98	72	172	.295
Phil Johnson	4	1999, 2003-05	31	83	.272
Steve Barnes	3	2000-02	39	51	.433
George Nessman	4	2006-09	37	86	.258
<b>TOTALS</b>	<b>96</b>		<b>1,081</b>	<b>1,211</b>	<b>.472</b>



Bill Hubbard



Ed Blesh



Walt McPherson



Stu Inman



Dan Glines



Ivan Guevara



Bill Berry



Stan Morrison



Phil Johnson



Steve Barnes



George Nessman

A black and white photograph of San Jose State University. The image features a prominent, tall, Gothic-style tower on the left side, with a tiled roof and arched windows. In the background, a large, multi-story building with a central dome is visible. The foreground shows a courtyard with trees and a building with arched windows. The text "San Jose State University" is overlaid in the center-right of the image.

# San Jose State University



# City of San Jose



*The skyline of downtown San Jose*

Situated at the hub of Silicon Valley is San Jose – the third largest city in California and the 10th largest in the nation. San Jose, strategically located at the sunny, southern tip of the San Francisco Bay, is surrounded by rolling hills and striking mountains. San Jose’s vibrant and growing downtown is the setting for San Jose State University and the focus for important financial, commercial and arts communities.

*“ San Jose is a confident and exciting city, full of optimism and opportunity. We treasure our past. We embrace our diversity. We nurture our future, in our children and through stewardship of our resources. People are proud to live here. Our city is committed to sustaining and improving the quality of life in every neighborhood, for every resident, now and in the future.” – [www.sanjoseca.gov](http://www.sanjoseca.gov)*



*San Jose offers a neighborhood feel in a metropolitan environment.*

Regional growth and stability are complemented by an active cultural life. San Jose is the home of the Silicon Valley High Technology and the Children’s Discovery museums, the San Jose Museum of Art, San Jose Symphony, the San Jose-Cleveland Ballet, numerous galleries and arts centers, Opera San Jose, the Winchester Mystery House and other respected professional and community group theater groups.

Light rail and historic trolley lines, the 18,000-seat HP Pavilion at San Jose, convention facilities, shops and a diverse night scene add to the excitement. Reflecting the cultural richness of the community is a wide range of restaurants.

A reason the South Bay has grown so dramatically is its quality of life. The mild climate encourages an active and casual lifestyle. There are more than 100,000 acres of land for biking, rollerblading and other outdoor activities. Boasting nearly 300 days of sunshine and an average sum-

- 30 minutes from the Pacific Ocean
- Population - 945,000
- Average annual household income of \$84,857 according to *Money* magazine
- One of the top-25 “brainiest” cities in the country
- More college graduates per 100 residents than any other major U.S. city
- More home owners than any large city in the country
- Worker productivity is twice the national average
- Best public safety record of any large metropolitan area in the United States the last 10 years.
- International airports – San Jose, San Francisco and Oakland

mer temperature of 74 degrees, San Jose symbolizes the best California has to offer. The region’s 1.6-million residents enjoy recreational and entertainment opportunities year-round. Within a short drive are San Francisco, beaches from Santa Cruz to Carmel, the California coastal redwoods, Lake Tahoe and Yosemite National Park.



*San Jose State University will host the 2010 NCAA Division I Men’s Basketball Championship First & Second Round, March 18 & 20, at the 18,200-seat HP Pavilion in downtown San Jose.*



**S**an José State provides a comprehensive university education, granting bachelor's and master's degrees in 134 areas of study. From its beginnings as a normal school to train teachers for the developing frontier, SJSU has matured into a metropolitan university. Quality teaching and small classes are a priority at SJSU, where tenured professors teach introductory as well as advanced courses.

One of the 200 top research universities in the nation, SJSU offers rigorous course work and research opportunities to more than 30,000 undergraduate and graduate students in eight colleges.

Located in the heart of the Silicon Valley, this university has aided the development of the computer industry and the resulting technological advances in our nation by providing the largest source of engineering, science and business graduates to Silicon Valley companies.

Graduating about 7,000 students annually, San Jose State University also provides the professional infrastructure for the region – from teachers to social workers to artists to law enforcement officers to nurses. The terms, 'leaders and professionals,' describe not just the types of graduates who earn their degrees at San Jose State, but also the roles they assume in their communities and in their fields of endeavor.

One strength of the academic program is the broad general education curriculum that brings common elements -- critical thinking, writing and communication skills, and cultural pluralism -- to diverse studies. Academic strength also is seen in the university's nationally-recognized programs.

In each discipline, quality teaching remains a priority. Tenured faculty teach introductory as well as advanced courses with an emphasis on small classes. Learning facilities include computer-equipped classrooms, the Western world's only undergraduate nuclear science facility and North America's largest Beethoven Center. Focusing on applied research, faculty receive a growing number of contracts and grants each year. From Moss Landing Marine Research Laboratory to the NASA Ames Research Center, faculty are exploring everything from the depths of the ocean to the surface of Mars.

San Jose State University also finds strength in its diversity. For first-generation students, it is a gateway to economic independence and social mobility. It is also an incubator of cultural and intellectual development and an opportunity for lifelong learning. Students range in age from first-time freshmen to college transfers to professionals seeking additional education. Student demographics – with ethnic pluralism – provide the benefits of multiple cultures and diverse student interests and activities.

## Dr. Jon Whitmore University President



**D**r. Jon Whitmore was named President of San Jose State University in April 2008 with a start date in August 2008.

Dr. Whitmore, whose Ph.D. is from the University of California, Santa Barbara in theatre history, returns to California after five years (2003-2008) as the Texas Tech University president and a professor of theatre.

His distinguished professional history in academia began in 1967 at Washington State University. Positions at Highline Community College in Seattle and the University of California preceded an 11-year tenure (1974-1985) at West Virginia University where he gained full professorship and was Interim Dean of the College of Creative Arts. Dr. Whitmore spent five years (1985-1990) at the University of Iowa as the Dean, Faculty of Arts and Letters and a professor of theatre.

He was the Dean of the College of Fine Arts, the Effie Marie Cain Regents Chair and a professor of theatre at the University of Texas (1990-1996) and the Provost and a professor of theatre at the University of Iowa (1996-2003).

The native of Seattle, Wash., earned his bachelor's and master's degrees in speech from Washington State University. He and his wife, Jennifer, have a son, Ian, enrolled at the University of Iowa, and daughter, Amy, enrolled at Vanderbilt University.

### Some Notable

#### San Jose State University Living Alumni

**Ben Nighthorse Campbell** (judo) – two-term  
U.S. Senator (Rep. - Colorado)

**John Carlos** (track) – 1968 Olympic Games 200-meter dash  
bronze medal winner

**Dr. Harry Edwards** (track & basketball) – world-renowned  
sports sociologist

**Lee Evans** (track) – 1968 Olympic Games 400-meter dash and  
4x400 meter relay gold medal winner

**Pat Hughes** (basketball) – Chicago Cubs radio broadcaster

**Juli Inkster** (golf) – Two-time U.S. Open champion & LPGA  
Hall of Fame member

**Major General Anthony Jackson** (football) – Deputy  
Commanding General, U.S. Marine Corps Forces Central  
Command

**Roger Maltbie** (golf) – NBC TV Sports golf commentator  
**Tommie Smith** (track) – 1968 Olympic Games 200-meter dash  
gold medal winner

**Peter Ueberroth** (water polo & swimming) – President of the  
U.S. Olympic Committee

**Ken Venturi** (golf) – 1964 U.S. Open champion & Sports  
Illustrated 'Sportsman of the Year'



# San Jose State University

## The Campus Village

**I**n the fall of 2005, San Jose State University opened the doors of Campus Village to more than 2,279 students, faculty and staff.

Positioned on Tenth Street between San Carlos and San Salvador on the southeast corner of the main campus, the Campus Village will be a gateway to incredible academic resources and campus activities, the excitement of downtown San Jose, the opportunities of Silicon Valley, and some of the world's greatest recreational areas.

The Campus Village will include three buildings featuring apartment and suite-style living accommodations and a typical college dormitory experience. Campus Village will include recreational and study areas, a full-service computer lab, wireless internet access, an interactive gaming center, laundry facilities, meeting rooms, retail stores and underground parking for 700 vehicles.

Fully equipped nearby recreational facilities offer residents space to work out, swim, play basketball, volleyball, ping-pong or pool.

Hassle-free access to the main campus is another asset to the Campus Village. Walking to the Student Union or to The Event Center, home for the San Jose State University men's and women's basketball and women's volleyball teams, will be five minutes or less. Residents also can walk or bicycle to the Dr. Martin Luther King Jr. Library without crossing any streets.



*The Campus Village anchors the southeast corner of the university's skyline.*

## The Dr. Martin Luther King, Jr., Library

**T**he Dr. Martin Luther King, Jr., Library, located on the main campus of San Jose State University opened in August 2003.

A first-of-its-kind collaboration between a city and a university, the \$177-million, 475,000 square-foot library provides a center for life-long learning. Students, faculty and the community have access to the information they will need for educational and personal growth throughout their lives.

The 10-floor library features:

- 3,623 seats
- 1,800 seats wired for the internet
- 400 public computers
- 135 databases of information
- 4 computer instruction laboratories
- 112 workstations available in the computer instruction labs
- 37 group-project rooms

The collaborative design provides many opportunities for academic, cultural and community programs. Multilingual and special collections for San Jose's diverse ethnic groups are available. An adaptive technology area assures all people have the ability to access the information and databases available.



*Students can walk from class to the library for study sessions and research work without crossing a street.*

## A nationally-acclaimed university:

- 10th best regional public university in the western United States – 2006 *U.S. News & World Report*, "America's Best Colleges"

- One of the top-100 nationally for the greatest number of Hispanic bachelor's degree graduates – *Hispanic Outlook in Higher Education*, "Top 100 Colleges for Hispanics," May 7, 2007.

## Standing out from the rest

- San Jose State is the number one supplier of engineering, computer science and business graduates to Silicon Valley, the world's high tech capital.

- San Jose State awards nearly \$60-million in financial aid to 13,000 students each year.

- The Metropolitan University Scholar's Experience (MUSE) is a program aimed at helping first-year students succeed on campus. More than 1,000 incoming students participated in 2002-03.

- The annual Career Expo provides recruitment opportunities for nearly 2,000 students. In 2004, the university's Career Center was named one of the four best such facilities in California by the California Career Education Association. Over 300 employers visit the university annually to recruit students for available positions.

- San Jose State is believed to be the first university in the country to create a Mexican-American Studies Department.

- The nationally-recognized animation program is a collaborative effort between SJSU and technology, entertainment and telecommunications industry partners.



# The Event Center



**T**he Event Center, located in the heart of the San Jose State University campus on the corner of Seventh and San Carlos streets, is the home of the Spartan basketball teams.

The \$36-million facility is comprised of The Event Center and an Aquatics Center. Students, faculty and staff members, alumni and the surrounding communities use the facility.

Groundbreaking occurred October 1, 1986. The Aquatics Center opened in May, 1988. Originally named the Recreation and Events Center, The Event Center opened in May, 1989. The first intercollegiate athletic contests in The Event Center were the Spartan basketball season openers on November 24, 1989.

The arena can seat 5,000 for athletics events and 5,600 for concerts. The arena is large enough to attract major performing artists, yet small enough to provide a personal experience for everyone.

In December 2003, The Event Center playing surface was renamed Walt McPherson Court in honor of San Jose State University's most successful men's basketball coach. New locker facilities also were part of a comprehensive SJSU Athletics capital campaign project. In 17 seasons under McPherson from 1941 through 1960, the Spartans won 264 games, won three conference championships, played twice in the NAIA Tournament and made the school's first NCAA Tournament appearance in 1951.

Also in the recreation area of The Event Center are 10 racquetball courts, a large weight room, a mini-gym, and an aerobics room.

The Aquatics Center swimming pool is home for the San Jose State University women's swimming team. The pool is one of the largest pools ever constructed in the state of California. The pool dimensions are 200 feet long and 75 feet wide.

## Major Performers at The Event Center

- Wayne Brady
- Dana Carvey
- Bill Cosby
- Bill Gates
- Sammy Hagar
- Faith Hill
- George Lopez
- Chris Rock
- Jessica Simpson
- Bruce Springsteen
- Sting
- The Artist (a.k.a. Prince)
- Hank Williams, Jr.



*Walt McPherson is the first San Jose State men's basketball coach to lead the Spartans to post-season action.*



# Tom Bowen, Director of Athletics

**T**om Bowen was named San Jose State University's director of intercollegiate athletics on December 20, 2004. Under his leadership and with his vision for the department, San Jose State has established itself as a viable Division I-A intercollegiate athletics program with proven athletics and academic successes and financial advancements to his credit.



## CULTURE OF CHAMPIONS

At the core of Bowen's mission for San Jose State University athletics is building a "Culture of Champions" academically, athletically and in the community. To that end, the Notre Dame alum has overhauled the department's infrastructure; invested resources both in external and internal operations; initiated an enhanced website presence; and expanded marketing, promotions and advertising opportunities locally, regionally and nationally with the creation of Spartan Sports Properties.



*Tom Bowen and head coach George Nessim prior to the 2006 game at Duke University.*

Bowen has led the Spartan Foundation - the department's fund-raising component - through cyclical economic conditions to unprecedented development heights at the university. The Spartans have produced annual budget surpluses under his direction and have re-invested their gains back into their student-athletes and teams.

An integral member of the University's presidential staff, he has created new short and long-term revenue streams for intercollegiate athletics and other campus extra-curricular activities. His initiatives and leadership foster energy department and

university-wide. Athletics' increased visibility has coincided with record donations coming to the university, particularly in 2006-07.

Since taking over, San Jose State has more football wins in the latest three-year period than any similar span since 1990-92. The 2006, 2007 and 2008 Spartans are the first three Spartan teams to post consecutive .500 or better records in the Western

Athletic Conference football standings. In 2006, football capped its finest season in nearly two decades, posting a 9-4 overall record and capturing the New Mexico Bowl championship.

Athletics success extends beyond football in this 16-sports intercollegiate program. Baseball and women's golf, last spring, are the most recent teams to win a conference championship. Women's water polo is a consistent top-10 national program and had its best season in 2009. Women's swimming finished the 2008-09 season with the longest dual meet winning streak in Division I. Women's gymnastics is entrenched as a NCAA Regional Championship qualifying team. Men's basketball and men's soccer have produced measurable gains the last four years, particularly in conference competition.

Individually, Spartans have earned All-America honors in football, women's golf and women's water polo. San Jose State had its first women's gymnastics individual NCAA Regional champion in 2009. Twelve student-athletes were honored nationally and nearly another hundred at the conference level for academic achievements in 2008-09.

Bowen's vision for student-athlete success and excellence led to the creation of a Student Success Services component. Academic Progress Rate (APR) scores, as measured by the NCAA, have risen steadily under his watch and were at a university best in the 2009 report.



*Bowen (left) and Ken Venturi, a San Jose State alum, U.S. Open champion and CBS-TV's number-one golf analyst for 35 years.*

He has appointed new head coaches in football, men's basketball, women's basketball, men's golf, women's golf, women's swimming and diving, softball, women's softball, women's cross country and women's volleyball. Since 2005, coaches in baseball, women's golf, water polo and softball have received conference Coach of the Year recognition.

# Tom Bowen, Director of Athletics



*Tom Bowen is a widely-known and highly-effective athletics administrator. He was named to the San Jose Mercury News' 2008 Top-25 Most Powerful Sports Figures in the Bay Area.*

In 2008, San Jose State was named as one of 12 Division I universities cited for Overall Excellence in Diversity in the most recent national study by Texas A&M University on behalf of the NCAA.

## A VALUED PROFESSIONAL

Bowen's proven record at San Jose State has resulted in meaningful national appointments in college athletics. He is one of eight Football Bowl Subdivision directors of athletics serving on the 24-member NCAA Division I Football Issues Committee. In 2009, he was one of 12 named to serve as a mentor to aspiring women and ethnic minority athletics administrators in the NCAA Fellows Leadership Program.

Bowen came to San Jose State after serving three years as the Director of Community Affairs for the San Francisco 49ers of the National Football League. He directed all of the team's fundraising activities and was responsible for alumni and current player participation in the community. Also serving as the executive director of the 49ers Foundation, San Francisco was the first NFL franchise to implement an annual giving program.

His Division I experience at the collegiate level includes athletics administration positions at the University of California and Saint Mary's College in Moraga, Calif. As an assistant and associate director of athletics at the University of California from July 2000 through September 2002, he was responsible for athletics fund-raising. Bowen was credited with developing the first comprehensive planned giving program for the Golden Bears.

At Saint Mary's College, he was the Director of Foundations and Corporate Relations from May 1995 to January 1997 before being appointed to an associate director of athletics position by the president of the college. His grant proposal acumen helped raise \$6.1-million in academic funding for the institution. From January 1997 through April 2000, he managed the athletics department's budget, directed a corporate sponsorship program and interacted with the academic senate, faculty and university personnel on student-athlete issues.

His first professional leadership appointment in athletics was at De La Salle High School in Concord, Calif. From 1987 through 1995, he held the positions of athletics director and assistant football coach.

## EDUCATION & COMMUNITY

He is a Level 2 certified member of the College Athletic Business Management Association (CABMA) and has memberships in the National Association of Collegiate Directors of Athletics (NACDA) and the National Society of Fund Raising Executives.



*Under Bowen's leadership, basketball is on the rise at San Jose State. The University is hosting 2010 NCAA Men's Basketball First and Second Round Regional games at the HP Pavilion.*

The 1983 graduate of the University of Notre Dame majored in theology/sociology and spent six years studying for the priesthood with the Holy Cross Fathers. Bowen went on to earn a master's degree in administration/education from the University of San Francisco in 1990.

An active member of the Bay Area community, he was named to the 2008 San Jose Mercury News' Top-25 Most Powerful Sports Figures in the Bay Area. He serves on the board of the San Jose Sports Authority. He is an adjunct professor at the University of San Francisco School of Sports Management and at San Jose State University's Department of Kinesiology where he teaches sports management classes. Bowen is a frequent guest lecturer at several Bay Area university campuses and continues to speak before major corporations headquartered locally on the topics of leadership, management and motivation.

The Denver, Colo., native and his wife, Mia, are the parents of three children: sons, Andrew and Peter, and, daughter, McKenna.



# Athletics Administration

**Stacy Martin**  
Senior Associate  
Athletics Director



**John Poch**  
Senior Associate  
Athletics Director



**A** San Jose State alumna, Stacy Martin was promoted to the position of Senior Associate Athletics Director/Chief Operating Officer in June 2008. Martin also is the department's Senior Woman Administrator.

Having served the university in increasingly progressive and vital administrative roles, she previously was the Associate Athletics Director for Business and Finance. For three full years and part of a fourth, Martin had fiscal oversight for the department's \$20-million annual budget that includes 16 sports, 32 departments and 125 employees. Her business savvy and acumen have resulted in San Jose State finishing each of the last four academic years with a budget surplus – a university first.

Martin oversees future football scheduling and serves as a sports supervisor for baseball, softball, women's basketball, women's gymnastics and volleyball. In 2009, she was named the West Region Administrator of the Year by the women's gymnastics coaches in the Pacific and Mountain time zones.

Her professional career started as a San Jose State ticket office employee in 2002. She moved to the business office in January 2003 and was promoted to Athletics Business Manager in 2004. In 2006, she was named an associate athletics director.

Nationally respected, she is the second vice-president of CABMA (College Athletic Business Management Association) for 2009-10. She holds memberships in NACDA (National Association of College Directors of Athletics), Beta Gamma Sigma (International Honors society for studies in Business), WISC (Women In Sports Careers), NACWAA (National Association Of Collegiate Women Athletic Administrators) and the Golden Key International Honor Society.

At the conference level, Martin is San Jose State's representative on the Western Athletic Conference finance, championships, gender equity and code book committees.

A four-time letterwinner and former captain of the Spartan women's gymnastics team, Martin has bachelor's and master's degrees from San Jose State University. The 2002 graduate majored in business administration and corporate financial management. She earned an M.B.A. in finance in 2005. While an undergraduate, Martin was recognized by "Who's Who Among Students" for her scholarship, leadership and service to the campus and community.

Additionally, Martin is a graduate of the Sports Management Institute – a collaboration of the Universities of Southern California, Texas, Michigan, Notre Dame and North Carolina. The Sports Management Institute provides a specialized executive management program for sports professionals.

**J**ohn Poch returned to San Jose State University in January 2009 as a Senior Associate Athletics Director/Deputy Director of Athletics. His duties include overseeing and managing the department's external relations components of fund raising, licensing, branding, marketing, community relations and media relations.

Poch served as the Tournament Director of the 1999 and 2000 NCAA Women's College Cup hosted by San Jose State University and was an assistant coach for the Spartans' women's soccer team from 1995 to 2000. Under his direction, the 1999 College Cup attracted more than 28,000 spectators for two semifinal contests and the championship match. The 14,410 in attendance for the championship game remains the top attendance figure for a Women's College Cup contest.

As a San Jose State assistant coach, he was on the ground floor of the new Spartan program. In the first five seasons, San Jose State posted a 53-44-3 overall win-loss record and a 11-9-2 mark in Western Athletic Conference action.

Poch also was a successful youth soccer coach at the prep, club and Olympic Development levels. San Jose's Pioneer High School won three Central Coast Section championships in boys soccer. He was named the National Coach of the Year in 2001 by the National Soccer Coaches Association of America (NSCAA) for the Youth Girls Competitive category.

From 2000 through 2008, he was the executive director of the After-School All-Stars of Greater San Jose - a program targeting at-risk youths. In his eight years, After-School All-Stars grew from a two-person staff with a \$275,000 annual operating budget to a full-time staff of 36 and 230 part-time employees and a \$3.9-million budget comprised largely of dollars raised through his fundraising acumen and direction. More than 3,000 students from 50-plus elementary and middle schools in San Jose benefited annually from After-School All-Stars when he elected to return to San Jose State athletics in an executive role.

He is a member of NACDA (National Association of College Directors of Athletics) and remains well-connected in San Jose. He also serves on the board of directors for After-School All-Stars.

The 2001 San Jose State University graduate majored in kinesiology. As a student-athlete, he played football at West Valley College before enrolling at San Jose State. John and his wife, Debora, a 1988 San Jose University graduate, are the parents of one daughter, Nicole.

# Athletics Administration



**Liz Jarnigan**  
Associate Athletics  
Director



**Ken McDonald**  
Associate Athletics  
Director



**L**iz Jarnigan joined the San Jose State University staff in June 2008. Originally named the Director for Student-Athlete Success Services, she was promoted to Associate Athletics Director for Student Services in June 2009. In her expanded role, she oversees compliance, academics, student services, life skills, student-athlete advising and tutoring and the assignment of learning specialists.

Jarnigan came to San Jose State from the University of Tulsa. She was the Coordinator of Student Services (2001-06) and an Associate Athletics Director for Student Services (2007-08). In 2003 and 2004, she was honored locally with the Tulsa Area Girls and Women in Sports Role Model Award.

Her professional career began at Briar Cliff College where she was an Assistant Athletics Director (1994-96) and Interim Director of Athletics (1996).

The 1987 graduate cum laude of St. Olaf College was a four-year letterwinner in volleyball. She received her master's degree in athletic administration from Fort Hays State University in 1988.

Jarnigan has high school and college teaching and coaching experiences in Minnesota, Iowa and Kansas. She was the women's volleyball head coach at Bethel College (1989-94), Briar Cliff College (1994-96) and Carleton College (1996-99). Her 1992 Bethel College was a conference champion and she was named the conference Coach of the Year for the team's accomplishment.

One half of a coaching family, her husband, Jeff Jarnigan, is a professional football coach. Most recently, he was the defensive coordinator for the San Jose SaberCats of the Arena Football League.

The Jarnigans are the parents of three children, Mary, Jack and Emily. They reside in Los Gatos, Calif.

**K**en McDonald, an administrator in the San Jose State Athletics Department since 2005, is Associate Athletics Director for Advancement and the Executive Director of the Spartan Foundation.

He originally joined the Spartans staff as an Assistant Athletics Director to head up corporate sales. In 2006, he shifted his focus to the Spartan Foundation - the fund raising arm for San Jose State University student-athlete scholarships. Faced with an economically-challenged environment, volunteer drive workers under his leadership still raised an unprecedented \$3.8-million plus over the last three years for the university's 400-plus member student-athlete population.

McDonald also has a history of successful revenue generation in the private sector. He was a development consultant for the Boys & Girls Club of Oakland, Calif. McDonald worked in sales, promotions and marketing for two Northern California-based brewing companies. He also was the founder and president of Gamut, Inc., a commercial construction company. More than \$3.0-million per year came into these companies as a result of his sales and fund-raising acumen.

The graduate of Stanford University majored in English and earned a master of science degree in wildland resource science from the University of California, Berkeley. While at Stanford, he played on the 1966 freshman football team and was a member of the 1970 national championship rugby team.

McDonald and his wife, Terry, reside in Pleasanton, Calif.

## San Jose State Fight Song

(performed after a victory in front of the Spartan fans)

Fight on for dear old San Jose State  
Fight on for victory!

We are with you in every way  
No matter what the price may be!

Onward for Sparta noble and true  
Fight hard in everything you do!

And so we'll Fight! (RAH!) Win! (RAH!)  
March onward down the field and we will win the day!

## San Jose State Alma Mater - Hail, Spartans, Hail!

(performed only at Homecoming)

Hail, Spartans, Hail!  
Hail, Gold, Blue and White!

We pledge our hearts and hands  
to keep thy colors ever bright.

Forward we go!  
We will not fail!

Sing to our Alma Mater,  
Hail!, Hail!, Hail!



# Athletics Staff & Head Coaches



MARWA ABBAS  
*Student Success  
Services*



DREW AGBAY  
*Student Success  
Services*



GINA  
ARCHIMEDE  
*Student Success  
Services*



MICHAEL  
BEAUBIEN  
*Director of  
Marketing &  
Ticketing*



SHAWNA  
BRYANT  
*Athletic Training*



DR. BILL  
CAMPSEY  
*NCAA Faculty  
Representative*



MIKE  
CHISHOLM  
*Assistant Athletics  
Director/  
Broadcasting*



BEN COBIAN  
*Strength &  
Conditioning*



DARREN  
COELHO  
*Assistant Athletics  
Director/  
Ticket Operations*



EILEEN DALEY  
*Assistant Athletics  
Director/  
Academics*



LAUREL  
DeMARIA  
*Stewardship &  
Events  
Coordinator*



AARON DYES  
*Business  
Operations*



MARYANN FOX  
*Assistant Athletics  
Director/  
Licensing &  
Development*



JORDAN  
FRIEDMAN  
*Spartan Sports  
Properties*



MATT  
GOUDREAU  
*Events & Facilities*



DOGA GUR  
*Sports Information*



DR. DAN  
HABER  
*Team Physician*



DR. MICHAEL  
HENEHAN  
*Team Physician*



CHRIS HOLDER  
*Director of  
Strength &  
Conditioning*



ERIC HOWITT  
*Director of  
Equipment  
Services*



HISASHI IMURA  
*Athletic Training*



MIKE LANE  
*Equipment*



JEREMY  
LAYPORT  
*Strength &  
Conditioning*



PAUL-WAYNE  
MAHLOW  
*Athletic Training*



LYNN MEADE  
*Assistant Athletics  
Director/  
Compliance*



JENNIFER  
MILLER  
*Compliance*



MATT MILLER  
*Business  
Operations*



PAULA  
MINKLEIN  
*Spartan  
Foundation*

# Athletics Staff & Head Coaches



**DR. ROBERT NISHIME**  
Team Physician



**DOUG OSUMI**  
Video Coordinator



**BRAD POE**  
Spartan Sports Properties



**JOHN RALSTON**  
Special Assistant



**WHITNEY ROTROCK**  
Student Services Coordinator



**SCOTT SHAW**  
Director of Sports Medicine



**CHRIS SKIDMORE**  
Ticket Operations



**JODY SMITH**  
Assistant Athletics Director/Facilities & Operations



**SANDI SMITH**  
Student Success Services



**JULIE STANSBERRY**  
Project Coordinator



**AMY VILLA**  
Sports Information



**JUSTIN WEAVER**  
Equipment Manager



**MATT WITTY**  
Assistant Athletics Director/Business & Finance



**AUGIE ARGABRIGHT**  
Men's & Women's Cross Country Head Coach



**OSCAR CRESPO**  
Women's Volleyball Head Coach



**PAM DeCOSTA**  
Women's Basketball Head Coach



**JOHN DORMANN**  
Women's Golf Head Coach



**SAGE HOPKINS**  
Women's Swimming & Diving Head Coach



**JOHN KENNADAY**  
Men's Golf Head Coach



**JEFF LEIGHTMAN**  
Women's Soccer Head Coach



**GEORGE NESSMAN**  
Men's Basketball Head Coach



**ANH-DAO NGUYEN-CHURCH**  
Women's Tennis Head Coach



**SAM PIRARO**  
Baseball Head Coach



**GARY ST. CLAIR**  
Men's Soccer Head Coach



**DICK TOMEY**  
Football Head Coach



**LOU TULLY**  
Women's Water Polo Head Coach



**PETER TURNER**  
Softball Head Coach



**WAYNE WRIGHT**  
Women's Gymnastics Head Coach



# Contact Directory (Area Code is 408)

## University Administration

Jon Whitmore, President ..... 924-1177  
 Dr. Bill Campsey, NCAA faculty representative  
 (campsey\_b@cob.sjsu.edu) ..... 924-3428

## Athletics Administration

Tom Bowen, director of athletics ..... 924-1200  
 Linda Ozaki, administrative assistant  
 (linda.ozaki@sjsu.edu) ..... 924-1233  
 Stacy Martin, senior associate athletics director/  
 chief operating officer/senior woman administrator  
 (stacy.martin@sjsu.edu) ..... 924-1730  
 John Poch, senior associate athletics director/deputy director  
 of athletics (john.poch@sjsu.edu) ..... 924-1739  
 Liz Jarnigan, associate athletics director/student services  
 (elizabeth.jarnigan@sjsu.edu) ..... 924-2462  
 Ken McDonald, associate athletics director/advancement  
 (ken.mcdonald@sjsu.edu) ..... 924-1198  
 Mike Chisholm, assistant athletics director/broadcasting  
 (mike.chisholm@sjsu.edu) ..... 924-1244  
 Darren Coelho, assistant athletics director/ticket operations  
 (darren.coelho@sjsu.edu) ..... 924-SJTX  
 Eileen Daley, assistant athletics director/academic services  
 (eileen.daley@sjsu.edu) ..... 924-2040  
 MaryAnn Fox, assistant athletics director/licensing  
 (maryann.fox@sjsu.edu) ..... 924-3300  
 Lynn Meade, assistant athletics director/compliance  
 (lynn.meade@sjsu.edu) ..... 924-1514  
 Jody Smith, assistant athletics director/events &  
 facilities (jody.smith@sjsu.edu) ..... 924-1239  
 Matt Witty, assistant athletics director/business operations  
 (matt.witty@sjsu.edu) ..... 924-1312

## Administrative Support Staff

Michael Beaubien, director of marketing & ticket sales 924-1697  
 Laurel DeMaria, stewardship & events coordinator .. 924-1692  
 Aaron Dyes, business operations ..... 924-1745  
 Eric Howitt, director of equipment services ..... 924-1267  
 Doug Kelley, maintenance mechanic ..... 924-1729  
 Mike Lane, equipment manager ..... 924-1258  
 Jennifer Miller, compliance ..... 924-1362  
 Matt Miller, business operations ..... 924-1462  
 Paula Minklein, Spartan Foundation ..... 924-1218  
 Doug Osumi, video coordinator ..... 924-1276  
 Whitney Rotrock, student services coordinator ..... 924-1349  
 Julie Stansberry, project coordinator ..... 924-1201  
 Justin Weaver, equipment manager ..... 924-1259

## Media Relations (FAX - 924-1291)

Lawrence Fan, sports information director  
 (ltfan@email.sjsu.edu) ..... 924-1217  
 Fan's cell phone ..... 768-3424  
 Amy Villa, associate sports information director  
 (amy.villa@sjsu.edu) ..... 924-1216  
 Doga Gur, assistant sports information director  
 (doga.gur@sjsu.edu) ..... 924-1211  
 Shawn Murphy, sports information assistant  
 (shawn.murphy@sjsu.edu) ..... 924-1208

## Spartan Ticket Office (Toll Free - 1-877-SJSUTIX)

Darren Coelho, co-ticket manager  
 (darren.coelho@sjsu.edu) ..... 924-SJTX

## Spartan Sports Properties

Brad Poe (bpoe@learfield.com) ..... 924-2790  
 Jordan Friedman (jfriedman@learfield.com) ..... 924-2791

## Sports Medicine/Medical Staff

Scott Shaw, director of sports medicine ..... 924-1297  
 Shawna Bryant, assistant athletic trainer ..... 924-1263  
 Hisashi Imura, assistant athletic trainer ..... 924-1256  
 Paul-Wayne Mahlow, assistant athletic trainer ..... 924-1470  
 Dr. Michael Henehan, team physician ..... 995-5453  
 Dr. Dan Haber, team physician ..... 297-3484  
 Dr. Robert Nishime, team physician ..... 293-5807

## Strength & Conditioning

Chris Holder, director ..... 924-1304  
 Jeremy Layport, assistant coach ..... 924-1392  
 Ben Cobian, assistant coach ..... 924-1210

## Student Success Services

Liz Jarnigan, director ..... 924-2462  
 Drew Agbay, academic advisor ..... 924-1576  
 Gina Archimede, academic advisor ..... 924-1578  
 Sandi Smith, academic advisor ..... 924-2461  
 Marwa Abbas, learning specialist ..... 924-1378

## Men's Basketball Office (FAX - 924-1694)

George Nessman, head coach ..... 924-1232  
 (george.nessman@sjsu.edu)  
 Brent Davis, assistant coach ..... 924-1222  
 (brent.davis@sjsu.edu)  
 Gary Stepan, assistant coach ..... 924-1316  
 (gary.stepan@sjsu.edu)  
 Donald Williams, assistant coach ..... 924-1221  
 (donald.williams@sjsu.edu)  
 Durwood McCoy, director of men's basketball ..... 924-1223  
 operations (durwood.mccoy@sjsu.edu)

## Head Coaches

Augie Argabright (16th year), men's & women's cross country  
 ..... 924-1465  
 Oscar Crespo (3rd year), women's volleyball ..... 924-1242  
 Pam DeCosta (3rd year), women's basketball ..... 924-1241  
 John Dormann (5th year), women's golf ..... 924-1250  
 Sage Hopkins (5th year), women's swimming ..... 924-1225  
 John Kennaday (5th year), men's golf ..... 924-1251  
 Jeff Leightman (2nd year), women's soccer ..... 924-1718  
 George Nessman (5th year), men's basketball ..... 924-1232  
 Anh-Dao Nguyen (18th year), women's tennis ..... 924-1327  
 Sam Piraro (23rd year), baseball ..... 924-1255  
 Gary St. Clair (20th year), men's soccer ..... 924-1261  
 Dick Tomey (5th year), football ..... 924-1266  
 Lou Tully (14th year), women's water polo ..... 924-1523  
 Peter Turner (4th year), softball ..... 924-1253  
 Wayne Wright (9th year), women's gymnastics ..... 924-1390



# Student-Athlete Success



**T**oday's Spartan student-athlete has more opportunities to succeed academically than ever before. Located in the Simpkins Stadium Center, the Scott Gadway Academic Center was dedicated in January 2003. Here, student-athletes have a place to study, work with tutors, utilize computers, seek academic advice and achieve their academic goals.

The Scott Gadway Academic Center is a gift from alums Stan and Marilyn Gadway, to honor their late son, Scott, a 1991 San Jose State graduate who majored in aeronautics. He died in a 1996 skydiving accident.

The facility's spirit is echoed at its entrance:

"May all students who use this room share Scott's love and lust for life and his desire to be the very best that one could be in every pursuit."

**EILEEN DALEY**  
Assistant  
Athletics  
Director/  
Academics



**LIZ JARNIGAN**  
Student Success  
Services  
Director



**DREW AGBAY**  
Student Success  
Services  
Advisor




**GINA ARCHIMEDE**  
Student Success  
Services  
Advisor



**SANDI SMITH**  
Student Success  
Services  
Advisor

## Academic all-conference selections

(1996-present – Western Athletic Conference)



**Brad Kennett, F**  
1999



**Billy Landram, F**  
2001



**Brett Lilly, F**  
2003 & 2004



**Eric Bloom, G**  
2005



**Tyree Gardner, G**  
2006



**Kenny Smith, F**  
2006



**Lance Holloway, F**  
2007, 2008



**Mac Peterson, G**  
2008

## San Jose State University Undergraduate Academic Programs

### BACHELOR OF ARTS

Afro-American Studies  
Anthropology  
Art  
Behavioral Science  
Biological Science  
Chemistry  
Child Development  
Chinese  
Creative Arts  
Dance  
Economics  
English  
Environmental Studies  
French  
Geography  
Geology  
History  
Humanities  
Industrial Arts

Japanese  
Liberal Studies  
Linguistics  
Mathematics  
Music  
Natural Science  
Philosophy  
Physical Science  
Psychology  
Radio-Television  
Religious Studies  
Social Science  
Social Work  
Sociology  
Spanish  
Special Major  
Speech-Communication  
Speech Pathology &  
Audiology  
Theatre Arts

### BACHELOR OF SCIENCE

Advertising  
Aerospace Engineering  
Applied &  
Computational  
Mathematics  
Aviation  
Maintenance  
Operations  
Biological Science  
Business Administration  
Accounting  
Finance  
Human Resources  
International Business  
Management  
Information Systems  
Manufacturing  
Marketing

Chemical Engineering  
Chemistry  
Civil Engineering  
Computer Science  
Criminal Justice  
Administration  
Economics  
Electrical Engineering  
Engineering  
Environmental Studies  
Geology  
Graphic Design  
Health Science  
Hospitality  
Management  
Industrial Design  
Industrial & Systems  
Engineering  
Industrial Technology  
Interior Design

Journalism  
Kinesiology  
Materials Engineering  
Mechanical Engineering  
Meteorology  
Nursing  
Nutritional Science  
Occupational Therapy  
Physics  
Public Relations  
Recreation  
Special Major

### BACHELOR OF MUSIC

### BACHELOR OF FINE ARTS IN ART



# Culture of Champions

- 7 Olympic Games gold medal winners
- 10 NCAA team championships – most by any current Western Athletic Conference school
- 50 NCAA Division I individual champions – most by any current Western Athletic Conference school
- In the last five years, the San Jose State University baseball, women’s cross country, women’s golf, women’s gymnastics, men’s soccer and football teams have competed in NCAA Championship action.
- A winning record in post-season football bowl games including a victory in the 2006 New Mexico Bowl.

- The 2000 San Jose State University baseball team advanced to the College World Series.
- In the last five years, the San Jose State women’s water polo, men’s soccer, women’s golf and baseball teams were nationally-ranked in the top-20.
- National team members in the sports of football, softball, women’s volleyball and water polo.
- Current head coaches from the sports of men’s soccer, baseball, women’s gymnastics, women’s soccer and women’s golf have been named the conference Coach of the Year.



*Olivier Saint-Jean became Tariq Abdul-Wahad in 1997. The former first-round draft choice played eight seasons in the NBA.*




*Kevin Frandsen is an infielder for the San Francisco Giants.*



*San Jose State participated in the 2000 College World Series.*




*Juli Inkster is one of two Spartans in the LPGA Hall of Fame.*




*Lee Evans set a world and Olympic Games record winning the 400-meter dash at the 1968 Olympics.*




*In 2007, Dwight Lowery (left) was a first-team All-America cornerback. In 2008, Jarron Gilbert (right) was the Football Bowl Subdivision (FBS) national leader in tackles for loss.*



*Tommie Smith (center) and John Carlos (right) are on the victory stand following Smith’s world and gold medal record-setting performance at the 1968 Olympic Games in Mexico City.*



*Peter Ueberroth was commissioner of Major League Baseball from 1984 through 1989. He was the President of the Los Angeles Olympic Organizing Committee that ran the 1984 Summer Olympics.*



*The late-Bill Walsh coached the San Francisco 49ers to three Super Bowl victories in 10 seasons and is a member of the Pro Football Hall of Fame.*



*Two-time All-American Arron Oberholser won the 2006 AT&T Pebble Beach Pro-Am and is one of the PGA Tour's top money winners.*

*C.J. Brown (right) played on the U.S. National men's soccer team from 1998 through 2003. In 2009, he completed his 12th MLS season and is the all-time leader in games played for the Chicago Fire.*



*Patty Sheehan is a member of the LPGA Hall of Fame.*



*Joe Nedney has scored more points than any other Spartan football player who played in the NFL. In his 15th season, he kicks for San Francisco.*



*Ken Venturi was the 1964 U.S. Open men's golf champion and Sports Illustrated's "Man of the Year."*

## Spartan Alums Active in Selected Professional Sports

### Major League Baseball (MLB)

Kevin Frandsen, IF, San Francisco Giants  
Brad Kilby, P, Oakland A's

Gary Hughes, Special Asst. to the G.M., Chicago Cubs  
Randy Johnson, Special Asst. to the G.M., Oakland A's

### National Football League (NFL)

Rashied Davis, WR, Chicago Bears  
Coye Francies, CB, Cleveland Browns  
Jarron Gilbert, DL, Chicago Bears  
James Jones, WR, Green Bay Packers  
Dwight Lowery, CB, New York Jets  
Joe Nedney, K, San Francisco 49ers  
Christopher Owens, CB, Atlanta Falcons

Gill Byrd, Assistant Coach, Chicago Bears  
James Saxon, Assistant Coach, Kansas City Chiefs

### Men's Golf

Bob Eastwood (Champions Tour)  
Arron Oberholser (PGA Tour)  
Mark Wiebe (Champions Tour)

### Women's Golf (LPGA)

Dina Ammaccapane  
Tracy Hanson  
Pat Hurst  
Juli Inkster  
Janice Moodie

### Major League Soccer (MLS)

C.J. Brown, Chicago Fire



*Dick Vermeil is the only football head coach with wins in a Rose Bowl and a Super Bowl.*



# Strength & Conditioning

## The Koret Athletic Training Center

The Koret Athletic Training Center, opened in November 2001, is a state-of-the-art facility that encompasses over 10,000 square-feet of training space and is located adjacent to Spartan Stadium, the athletic locker rooms and the football practice field.

The Koret Athletic Training Center also contains a 1,000-square-foot rehabilitation and training room that services physical therapy and sports-specific rehabilitation. The facility enables the sports medicine staff of athletic trainers, doctors, and physical therapists to provide the best possible care to help prevent and rehabilitate injuries.

### “Our Philosophy”

- We teach a hands-on approach where the student-athlete is expected to develop a comprehensive understanding of not only the How’s, but also the Why’s of our program.
- We teach correct movement patterns to optimize efficiency and performance.
- Our program design is centered on ground-based, free weight, multi-joint movements that will transfer to the playing field and keep our student-athletes out of our sports medicine facility.
- Our primary concern is the development of speed in all our sports.
- We develop speed and flexibility through strength.
- Our speed program consists of functional and straight-line speed training. Functional means acceleration, deceleration and change-of-direction work.
- We train through an entire range-of-motion in all lifts to enhance active flexibility, develop strength to prevent injury, and unlock joints with mobility issues.
- Olympic-based movements are utilized for speed of movement, active flexibility and dynamic stability.
- Squats and deadlifts have a permanent home in our program for developing hip strength and back stability. Single-leg variations are used to fix strength imbalance and lateral deficits.



*“The Koret Athletic Training Center is one of the ‘crown jewels’ of the San Jose State University athletics program. The sheer size of the facility stops you in your tracks. We have everything a strength and conditioning program could conceivably need at our fingertips. Our student-athletes and coaches are truly blessed to have such a beautiful facility.” – Chris Holder, San Jose State director of strength & conditioning*

# Jeff Garcia Hall of Champions



The Jeff Garcia Hall of Champions is the latest addition to the San Jose State Athletics Department. Located in the Koret Athletic Training Center, this interactive display features great athletes, great teams, great event and moments in San Jose State Athletics history. Former Spartan athletes that became famous after graduation, great donors, great coaches and administrators are on display. A larger-than-life sized Spartan mascot is located outside the Hall of Champions. Also displayed in The Jeff Garcia Hall of Champions is the San Jose State Sports Hall of Fame which includes over 300 former players and coaches.



The Jeff Garcia Hall of Champions is located inside the Koret Athletic Training Center.



Jeff Garcia played his 14th season as a pro in 2007.

"I am excited to be able to give something of this magnitude back to San Jose State University," Garcia said in 2001. "They have been such an integral part in my life. I am just happy to be at a point in life that I can do something like this....My family and I are proud to create this legacy that will always serve as a reminder of how much San Jose State means to me."

*"San Jose State has been a stepping stone that has provided me an education, a degree and of course, the tools I needed to be successful in the NFL." – Jeff Garcia*

Garcia was a quarterback on the 1991, 1992 and 1993 San Jose State teams. As a sophomore, he was third nationally in passing efficiency. He led San Jose State to its first win in school history over a Big Ten Conference team, the University of Minnesota, and went on to receive honorable mention All-America recognition in 1992. The school record holder for total offense with 7,274 yards was named the Outstanding Offensive Player at the 1994 East-West Shrine All-Star Game in Palo Alto, Calif.

Professionally, he played five seasons (1994 through 1998) for the Calgary Stampeders of the Canadian Football League, was a four-time all-star and led the team to the 1998 Grey Cup championship. Garcia joined the San Francisco 49ers in 1999 and took the team to playoff appearances in 2001 and 2002. He was a Cleveland Brown in 2004, with the Detroit Lions in 2005, led the Philadelphia Eagles to the 2006 National Conference playoffs and is the starter for the Tampa Bay Buccaneers this season. Garcia earned his undergraduate degree as a business administration major from San Jose State University through the National Football League's Continuing Education Program.



An interactive display features Spartan highlights.



San Jose State's 10 NCAA team championships are featured in one display.



Neil Parry's inspirational story can be seen in the Jeff Garcia Hall of Champions.



The Hall of Fame has more than 350 inductees.



# Athletics Facilities



*The San Jose State University women's volleyball and women's gymnastics teams compete in the recently renovated Spartan Gym located on the main campus. Every seat places the spectator on top of the action.*



*Muni Stadium (top) and Blethen Field (below) are the two homes of the San Jose State baseball team. The facilities are across the street from one another and a short walk from Spartan Stadium.*




*Spartan Stadium also serves as the home for the San Jose State University men's and women's soccer teams. The stadium has been the site of the NCAA Women's College Cup and Women's World Cup soccer.*



*The men's and women's golf teams play at outstanding courses within a 30-mile radius.*

# Athletics Facilities



*The football offices, team meeting rooms, Student Success Services personnel and Scott Gadway Academic Center are in the Simpkins Stadium Center, which is located between Spartan Stadium and the Koret Athletic Training Center.*



*Spartan Stadium is the home of the San Jose State University football team. "Spartan Stadium is a great place to play," says Dick Tomey, head coach of the Spartans.*



*The San Jose State Softball Field is an on-campus facility located across the street from Spartan Stadium. Barbeques behind the outfield fence are a very popular activity.*



*The San Jose State University women's water polo team competes at the Aquatics Center located on the main campus.*



*The Division of Intercollegiate Athletics is housed in the Alan B. Simpkins Intercollegiate Athletics Administration Building. The street address is 1393 S. 7th Street, next to the corner of 7th and Alma.*



*The Aquatics Center, across the street from The Event Center, is the home of the women's swimming and diving team. There is plenty of pool area for recreational swimming.*



# Notes to the Media

**Credential Requests:** Press table, photo, and scouting credential requests should be directed to: Lawrence Fan, Sports Information Director. Credentials are limited to working press filing game stories, accredited representatives of the media and personnel assigned by San Jose State University.

The issuance of a credential to a San Jose State home game during regular season competition does not ensure qualifying for a credential when the university hosts NCAA Men's Basketball Division I first and second round games, March 18 & 20. One must apply separately for a credential to cover these games. Information will be available at <http://www.ncaa.com>.

**Directions to The Event Center:** Walt McPherson Court in The Event Center is located on the corner of Seventh and San Carlos streets. Easiest freeway access is Interstate 280. Take the Seventh street exit and follow the signs to San Jose State University.

**Media Parking:** Parking is available at the San Jose State University Seventh Street garage. Arrive at least an hour before tipoff to avoid congestion. Television crew members involved with play-by-play telecasts should park the production truck at the Center's loading dock a minimum of five hours before tipoff. Play-by-play television contractual arrangements must be made with the sports information office in advance.

**Telephones:** POTS telephone service is available in the press room adjacent to the playing floor. For commercial radio stations, ISDN and/or regular dial lines are available at a courtside location. When placing a long-distance call from Walt McPherson Court, dial "7" and call "COLLECT".

**Statistics & Services:** Complete game statistics and play-by-play accounts will be distributed as soon as they become available. FAX service, wireless internet access at courtside and in the media work room and ethernet connections are available.

**Photographers:** The photography areas at The Event Center are limited to the baseline areas at each end of the floor. No standing during live-ball situations. Courtside work stations are available with advance notice.

**Strobe lights:** Photographers interested in using strobe lights must secure joint permission from The Event Center and the sports information office. Photographers are not allowed in the catwalks above the court during the game.

**Scouts:** Passes are issued to scouts in accordance with conference and NCAA guidelines. Advance notice is appreciated.

**Press Room Food Service:** Typically, soft drinks and light foods are available in the media work room kitchen. Media members can purchase solid food from one of The Event Center's concession stands located on the mezzanine level.

**Websites:** The official San Jose State University athletics' website address is [www.sjsuspartans.com](http://www.sjsuspartans.com). Player and coaches' biographies, game stories, box scores and current statistics are available on [www.sjsuspartans.com](http://www.sjsuspartans.com).

Western Athletic Conference information is available at [www.wacsports.com](http://www.wacsports.com).

NCAA statistics and statistical rankings are available at <http://www.ncaa.com/sports/m-baskbl/stats/ncaa-m-baskbl-stats-index.html>.

**Weekday Telephone Interviews:** Players and coaches are available for telephone interviews with out-of-town media. Requests should be made at least one day in advance.

**Wireless Internet Access:** Free wireless internet access is available to the broadcast and print media at courtside of Walt McPherson Court at The Event Center. Wireless internet access also is available in the media work room.

## 2009-10 Television Schedule (as of 11/1/09)

Nov. 20	at Washington	Fox Sports Northwest
Jan. 30	at Utah State	CW 30 - Salt Lake City
Feb. 4	at Louisiana Tech	ESPN Regional Television
Feb. 25	Nevada	Comcast SportsNet California
Feb. 27	Fresno State	ESPNU
Mar. 4	at Idaho	ESPN Regional Television
Mar. 11	WAC Tournament	ESPNU
Mar. 12	WAC Tournament	ESPN2
Mar. 13	WAC Tournament	ESPN2



LAWRENCE FAN  
Sports Information  
Director



AMY VILLA  
Associate Director



DOGA GUR  
Assistant Director



SHAWN MURPHY  
SID Assistant



DOM URRUTIA  
Student Assistant



## NEWSPAPERS

*San José Mercury News*, 750 Ridder Park Dr., San José, CA 95190. (408) 920-5354, (408) 920-5244 (FAX). [www.mercurynews.com](http://www.mercurynews.com). Mark Purdy, Tim Kawakami (Columnists), Jon Wilner (college beat).

*San Francisco Chronicle*, 901 Mission St., San Francisco, CA 94103. (415) 777-7201, (415) 543-3754 (FAX). [www.sfgate.com](http://www.sfgate.com). Ray Ratto, Gwen Knapp (Columnists).

*Bay Area News Group*, 4770 Willow St., Pleasanton, CA 94588. (800) 488-2070, (925) 416-4874 (FAX). [www.angnewspapers.com](http://www.angnewspapers.com). Carl Steward, Monte Poole, (Columnists), Jeff Faraudo (College beat).

*Spartan Daily*, San José State University, San José, CA 95192. (408) 924-3280, (408) 924-3237 (FAX). [www.thespartandaily.com](http://www.thespartandaily.com).

## RADIO

*KLIV-AM (Co-flagship)*, P.O. Box 995, San Jose, CA 95109. (408) 293-8030. [www.kliv.com](http://www.kliv.com).

*KCBS-AM*, 865 Battery Street, San Francisco, CA 94111. (415) 765-4062, (415) 765-4080 (FAX). [www.kcbs.com](http://www.kcbs.com). Hal Ramey (Sports director), Steve Bitker, Dave Lewis.

*KGO-AM*, 900 Front St., San Francisco, CA 94111. (415) 954-8142, (415) 954-8686 (FAX). [www.kgo.com](http://www.kgo.com). Rich Walcoff, Kevin Ratich.

*KNBR 680-AM*, 55 Hawthorne St., 11th floor, San Francisco, CA 94111. (415) 995-6807, (415) 995-6835 (FAX). [www.knbr.com](http://www.knbr.com). Ralph Barbieri, Rod Brooks, Damon Bruce, Bob Fitzgerald, Brian Murphy, Gary Radnich, Tom Tolbert (weekday talk hosts).

*KSJS-FM (Co-flagship)*, San José State University, San José, CA 95192. (408) 924-4548, (408) 924-4583 (FAX). [www.ksjs.org](http://www.ksjs.org).

## TELEVISION

*KNTV-TV*, 2450 N. First St., San José, CA 95131. (408) 432-4765, (408) 432-4425 (FAX). [www.nbc11.com](http://www.nbc11.com). Raj Mathai (Sports director), Laurence Scott, Laura Behnke.

*KRON-TV*, 1101 Van Ness Ave., San Francisco, CA 94109. (415) 561-8981, (415) 561-8136 (FAX). [www.kron.com](http://www.kron.com). Gary Radnich (Sports director), Vernon Glenn.



*KPIX-TV*, 855 Battery St., San Francisco, CA 94111. (415) 765-8675, (415) 765-8973 (FAX). [www.kpix.com](http://www.kpix.com). Dennis O'Donnell (Sports director), Kim Coyle.

*KGO-TV*, 900 Front St., San Francisco, CA 94111. (415) 954-7934, (415) 956-6402 (FAX). [www.kgo.com](http://www.kgo.com). Larry Beil, Mike Shumann, Mindy Bach.

*KTVU-TV*, 2 Jack London Sq., Oakland, CA 94607. (510) 874-0254 or (510) 817-6840, (510) 451-2610 (FAX). [www.ktvu.com](http://www.ktvu.com). Mark Ibanez (Sports director), Joe Fonzi, Fred Inglis.

*KSBW-TV*, P.O. Box 81651, Salinas, CA 93912. (831) 424-1198, (831) 424-0124 (FAX). [www.ksbw.com](http://www.ksbw.com). Dennis Lehnen (Sports director).

*Update TV*, San José State University, San José, CA 95192. (408) 924-3250.

*Comcast SportsNet Bay Area*, 300 Townsend St., San Francisco, CA 94107, (415) 615-4600. [www.csnbayarea.com](http://www.csnbayarea.com). Damon Andrews, Mindi Bach, Dave Benz, Chuck Fisher, Kate Longworth, Matt Morrison, Scott Reiss, Jaymee Sire (Anchors & reporters).

## NEWS SERVICES

*Associated Press*, 303 Second St., Suite 680N, San Francisco, CA 94107. (415) 495-1708, (415) 495-4967 (FAX). [www.ap.org](http://www.ap.org). Janie McCauley, Josh Dubow, Rick Eymer.



Mike Chisholm (left) with Coach Nessman.

## ON THE RADIO

The Spartan Network and Learfield Sports produce all San Jose State basketball broadcasts. Games will be broadcast on KSJS (90.5 FM, San Jose) and KLIV (1590 AM, San Jose).

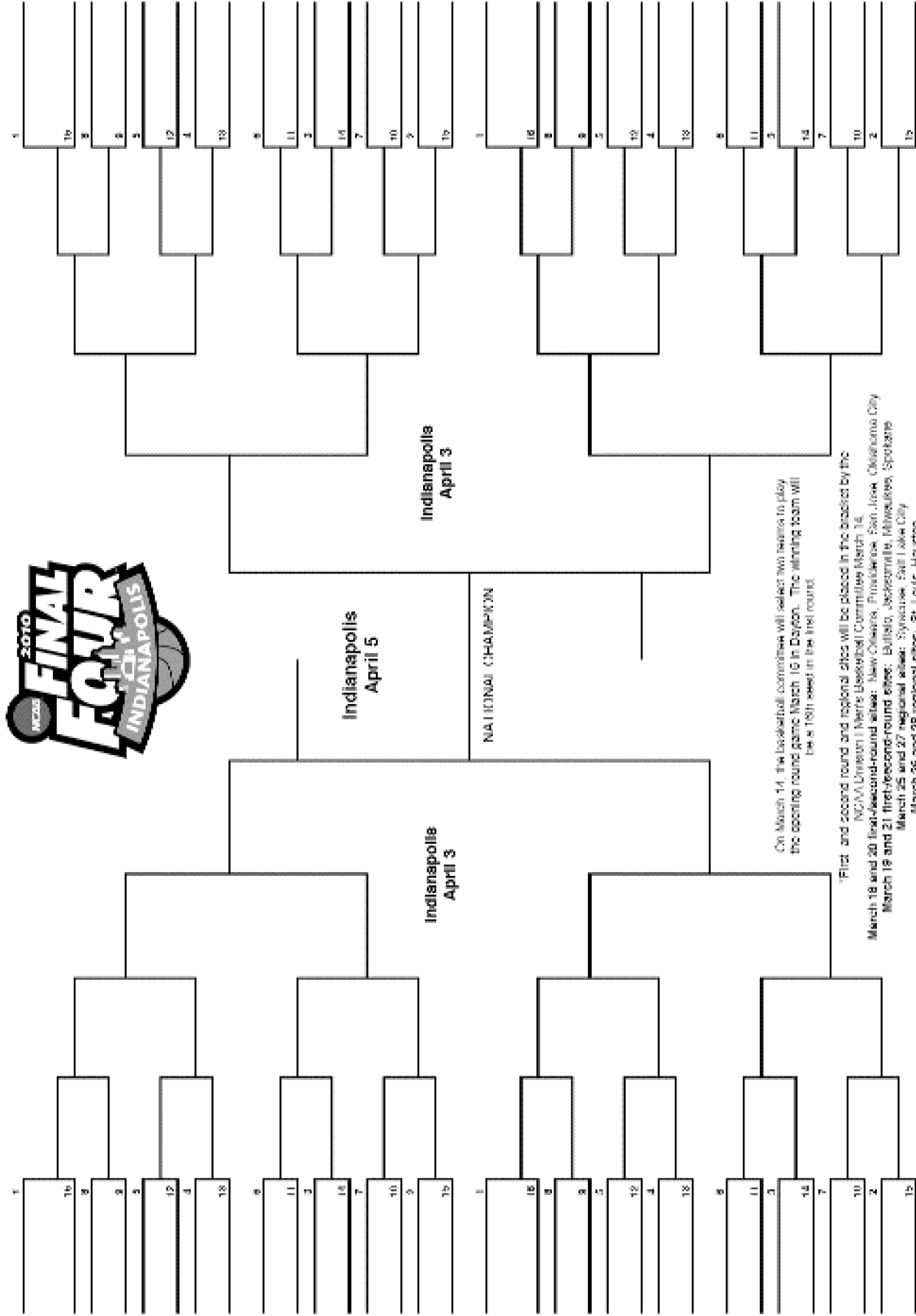
KLIV broadcasts include Nov. 20, at Washington; Jan. 9, at Nevada; Jan. 17, at Hawai'i; Jan. 23, vs. New Mexico State; Jan. 30 at Utah State; Feb. , at New Mexico State; Feb. 13, vs. Utah State; the Feb. 20 ESPNU Bracket Buster game; Feb. 27, vs. Fresno State; and March 6 at Boise State

Each broadcast includes a 30-minute pregame and postgame show. San Jose State head coach George Nessman will share his views with the award-winning play-by-play voice of the Spartans, Mike Chisholm, and the listening audience.



# 2010 NCAA Division I Men's Basketball Championship

Final Round\*      Second Round\*      Regional\*      National Semifinals      Indianapolis April 5      Indianapolis April 3      National Champion      Indianapolis April 3      Second Round\*      Final Round\*



© 2010 National Collegiate Athletic Association. No commercial use without the NCAA's written permission. All rights reserved. All other trademarks, logos, and other marks of other governing agencies.



# HOME COURT ADVANTAGE

OVER 250 TOP COLLEGE PROGRAMS CHOOSE NIKE ELITE FOR THEIR GAME BALL



NIKEELITE

## 2009 - 2010 Men's Basketball Schedule

NOV. 16	WILLIAM JESSUP	7:00 p.m.
Nov. 20	at Washington	8:00 p.m.
Nov. 22	at UC Riverside	2:00 p.m.
NOV. 28	PACIFIC	1:00 p.m.
NOV. 30	SAINT MARY'S	7:00 p.m.
Dec. 5	at Utah Valley	2:05 p.m.
Dec. 8	at USF	7:00 p.m.
DEC. 9	CAL STATE BAKERSFIELD	7:00 p.m.
Dec. 18	at UC Irvine	7:05 p.m.
Dec. 21	at Northern Colorado	7:05 p.m.
Dec. 23	at Santa Clara	7:00 p.m.
DEC. 28	UC IRVINE	7:00 p.m.
JAN. 4	*IDAHO	7:00 p.m.
Jan. 9	*at Nevada	7:00 p.m.
Jan. 11	*at Fresno State	7:00 p.m.
JAN. 14	*BOISE STATE	7:00 p.m.
Jan. 17	*at Hawaii	7:00 p.m.
JAN. 21	*LOUISIANA TECH	7:00 p.m.
JAN. 23	*NEW MEXICO STATE	7:30 p.m.
JAN. 28	*HAWAII	7:00 p.m.
Jan. 30	*at Utah State	7:00 p.m.
Feb. 4	*at Louisiana Tech	7:00 p.m.
Feb. 6	*at New Mexico State	7:00 p.m.
FEB. 13	*UTAH STATE	7:00 p.m.
Feb. 20	ESPNU Bracket Buster	TBD
FEB. 22	SEATTLE U.	7:00 p.m.
FEB. 25	*NEVADA	7:00 p.m.
FEB. 27	*FRESNO STATE	7:00 p.m.
Mar. 4	*at Idaho	7:05 p.m.
Mar. 6	*at Boise State	4:15 p.m.
Mar. 11-13	at WAC Tournament	Reno, Nev.

Local time listed for all games  
HOME GAMES played at Walt McPherson Court in The Event Center

\* Western Athletic Conference contest

[www.sjstuspartans.com](http://www.sjstuspartans.com)



**WAC**

