

SPARTAN MEN'S BASKETBALL

2019-20

MEDIA GUIDE





Credits

The 2019-20 San José State University men's basketball media guide was produced by the school's athletics media relations department.

Photography by Terrell Lloyd. Cover Design by Nick Adkins.

Inside photography by Terrell Lloyd, Vernon McKnight, Wayne Salvatore, Ron Fried and San José State University.

San José State does not discriminate on the basis of race, color, religion, national origin, sex, sexual orientation, marital status, pregnancy, age, disability, disabled veteran's or Vietnam veteran's status. This policy applies to all San José State student and staff programs and activities. Questions regarding this policy should be directed to the Director of the Office of Equal Employment Opportunity/Affirmative Action, SJSU, San Jose, CA 95192, (408) 924-1115.

QUICK FACTS & INFORMATION

GENERAL INFORMATION

Location	San Jose, Calif.
Enrollment	32,157
Founded	1857
Affiliation	NCAA Division I
Conference	Mountain West
Nickname	Spartans
Colors	Gold, White & Blue
President	Dr. Mary A. Papazian
NCAA Faculty Representative	Tamar Semerjian
Director of Athletics	Marie Tuite
Men's Basketball Administrator	Blake Sasaki

COACHING STAFF

Head Coach	Jean Prioleau (3rd season)
.....	Fordham University, 1992
School Record (Years)	8-53 (2 seasons)
Overall Record (Years)	8-53 (2 seasons)
Office	408-924-1223
Assistant Coach	Will Kimble (3rd season)
Assistant Coach	Julius Hodge (2nd season)
Assistant Coach	Tim Marrion (1st season)
Director of Operations	Trent Miyagashimi (2nd season)

2018-19 REVIEW

Overall Record	4-27
Mountain West Record	1-17
Mountain West Tournament	First Round

PROGRAM HISTORY

First Year of Basketball	1909-10
Overall Record	1,152-1,429 (.446)
NCAA Tournament Appearances (last)	3 (1996)
Conference Championships (last)	3 (1996 Big West)

2019-20 BY THE NUMBERS

Starters Returning/Lost	2/3
Letterwinners Returning/Lost	8/5
Redshirts Returning	1
Newcomers	5

ATHLETICS MEDIA RELATIONS

Men's Basketball Contact	Matt Penland
E-Mail	matt.penland@sjsu.edu
Office Phone	408-924-1229
Cell Phone	256-343-4158
Office Fax	408-924-1291
Athletics Department Phone	408-924-1200

TABLE OF CONTENTS

Roster Breakdown / Schedule	6-9
Meet The Coaches	10-13
Meet The Players	14-25
2016-17 Review	26-34
Honors, Scores & More	35-63
All-Time Results	64-83
Head Coaching Records/All-Time Series	84-85
Year-By-Year Scores & Stats.....	86-163
Spartans Against Top-20 Teams.....	164
In-Season Tournaments	165



MEDIA INFORMATION

All media requests for credentials, interviews, etc., should go through the San José State Athletics Media Relations Office and Assistant Director Matt Penland. Please contact him by phone at 256-343-4158 or by email at matt.penland@sjsu.edu. No interviews will be granted on game days prior to the event. Requests should be made at least one day in advance.

DIRECTIONS TO THE EVENT CENTER

Walt McPherson Court in The Event Center is located on the corner of Seventh and San Carlos Streets. Easiest freeway access is the interstate 280. Take the Seventh Street exit and follow signs to San José State University.

SAN JOSÉ STATE ATHLETICS WEBSITE

Visit www.SJSUSpartans.com, the official online home of Spartan Athletics and the San José State men's basketball team. You can find live results, statistics and notes as well as live stats for every basketball game in 2019-20.

SOCIAL CONNECTION

Follow @SJSUAthletics and @SanJoseStateMBB on Twitter as well as @sjsuspartans and @SanJoseStateMBB on Instagram. The official SJSU Athletics facebook page can be found at facebook.com/SJSUSpartans.

WALT MCPHERSON COURT



The Provident Credit Union Event Center, located in the heart of the San José State University campus on the corner of Seventh and San Carlos Streets, is the home of the San José State men's and women's basketball teams.

The \$36-million facility, created by SJSU students and developed by the Student Union Board of Directors, is financed by student fees and facility usage. Over 27,000 students, 3,500 faculty and staff members, alumni and the surrounding communities use the facility.

Groundbreaking occurred October 1, 1986. Originally named the Recreation and Event Center, The Event Center opened in May 1989. The first intercollegiate athletics events played in The Event Center were the season openers for both basketball teams, Friday, November 24, 1989, as the women played Utah, and the men faced South Alabama.

The arena in The Event Center can seat 5,000 for athletic events and over 6,000 for concerts. The size of the arena is large enough to attract major performing artists, yet small enough to provide a personal experience for the audience. The center has played host to national entertainment acts such as Eric Clapton, George Lopez, Conan O'Brien and Pearl Jam.

The recreation area of the Event Center includes 8 racquetball courts, 2 dance studios, 10,000 square foot weight room, a mini-gym and an aerobics room. Showers and lockers are also available.

SPORT AT THE EVENT CENTER



2019-20 SAN JOSÉ STATE ROSTER

2019-20 NUMERICAL ROSTER

##	NAME	POS	HT	WT	YR	EXP	HOMETOWN (PREVIOUS SCHOOL)
1	Caleb Simmons	G	6-6	195	JR	1V	Vallejo, Calif. (Desert Vista HS)
2	Brae Ivey	G	6-2	185	SR	1V	Huntington Beach, Calif. (Riverside College)
4	Zach Chappell	G	6-3	175	SO	1V	Sacramento, Calif. (Capital Christian HS)
5	Isaiah Nichols	G	6-5	180	SR	3V	Oxnard, Calif. (Santa Clara HS)
10	Omari Moore	G	6-6	185	FR	HS	Pasadena, Calif. (Pasadena HS)
11	Christian Anigwe	F	6-9	190	SO	1V	Phoenix, Ariz. (Desert Vista HS)
12	Eduardo Lane	F	6-10	250	JR	JC	Aquidauana, MS, Brazil (Marshalltown CC)
13	Seneca Knight	G/F	6-6	190	SO	1V	Lafayette, La. (Northside HS)
14	Samuel Japhet-Mathias	C	6-11	280	RS-JR	TR	London, England (Wake Forest)
21	Kaison Hammonds	G	6-4	170	SO	1V	Highlands Ranch, Colo. (ThunderRidge HS)
22	Richard Washington	G	6-6	185	JR	JC	Newport News, Va. (Tallahassee CC/Wake Forest)
25	Craig LeCesne	G/F	6-9	225	SR	1V	Malmö, Sweden (San Bernardino Valley College)
35	Ralph Agee	F	6-8	220	JR	JC	Victorville, Calif. (East Los Angeles College)
44	Trey Smith	G	6-3	175	SO	1V	Cypress, Calif. (Saddleback Valley Christian HS)
50	Harminder Dhaliwal	F/C	6-10	240	FR	FR	Laguna Niguel, Calif. (Aliso Niguel HS)

2019-20 ALPHABETICAL ROSTER

##	NAME	POS	HT	WT	YR	EXP	HOMETOWN (PREVIOUS SCHOOL)
35	Ralph Agee	F	6-8	220	JR	JC	Victorville, Calif. (East Los Angeles College)
11	Christian Anigwe	F	6-9	190	SO	1V	Phoenix, Ariz. (Desert Vista HS)
4	Zach Chappell	G	6-3	175	SO	1V	Sacramento, Calif. (Capital Christian HS)
50	Harminder Dhaliwal	F/C	6-10	240	FR	FR	Laguna Niguel, Calif. (Aliso Niguel HS)
21	Kaison Hammonds	G	6-4	170	SO	1V	Highlands Ranch, Colo. (ThunderRidge HS)
2	Brae Ivey	G	6-2	185	SR	1V	Huntington Beach, Calif. (Riverside College)
14	Samuel Japhet-Mathias	C	6-11	280	RS-JR	TR	London, England (Wake Forest)
13	Seneca Knight	G/F	6-6	190	SO	1V	Lafayette, La. (Northside HS)
12	Eduardo Lane	F	6-10	250	JR	JC	Aquidauana, MS, Brazil (Marshalltown CC)
25	Craig LeCesne	G/F	6-9	225	SR	1V	Malmö, Sweden (San Bernardino Valley College)
10	Omari Moore	G	6-6	185	FR	HS	Pasadena, Calif. (Pasadena HS)
5	Isaiah Nichols	G	6-5	180	SR	3V	Oxnard, Calif. (Santa Clara HS)
1	Caleb Simmons	G	6-6	195	JR	1V	Vallejo, Calif. (Desert Vista HS)
44	Trey Smith	G	6-3	175	SO	1V	Cypress, Calif. (Saddleback Valley Christian HS)
22	Richard Washington	G	6-6	185	JR	JC	Newport News, Va. (Tallahassee CC/Wake Forest)

PRONUNCIATION GUIDE

Zach Chappell.....	sha-pel (Like Chappel's Show)
Christian Anigwe.....	ah-NEE-gway
Samuel Japhet-Mathias	YA-fet Ma-THIGH-as
Kaison Hammonds.....	KAY-son
Craig LeCesne.....	Luh-SAN
Ralph Agee.....	A-G
Harminder Dhaliwal.....	HARM-in-der DA-lee-wall

2018-19 RADIO/TV ROSTER




#1 Caleb Simmons
G • Jr. • 6-6
Vallejo, Calif.



#2 Brae Ivey
G • Sr. • 6'2
Huntington Beach, Calif.



#4 Zach Chappell
G • SO. • 6'3
Sacramento, Calif.



#5 Isaiah Nichols
G • Sr. • 6-5
Oxnard, Calif.



#10 Omari Moore
G • Fr. • 6-6
Pasadena, Calif.



#11 Christian Anigwe
F • So. • 6-9
Phoenix, Ariz.



#12 Eduardo Lane
F • Jr. • 6-10
Aquidauana, Brazil



#13 Seneca Knight
G • So. • 6-6
Lafayette, La.




#14 Samuel Japhet-Mathias
C • RS JR • 6-11
London, England



#21 Kaison Hammonds
G • So. • 6-4
Highlands Ranch, Colo.



#22 Richard Washington
G • Jr. • 6-6
Newport News, Va.



#25 Craig LeCesne
G/F • Sr. • 6-9
Malmo, Sweden



#35 Ralph Agee
F • Jr. • 6-8
Victorville, Calif.



#44 Trey Smith
G • So. • 6-3
Cypress, Calif.



#50 Harminder Dhaliwal
F/C • Fr. • 6-10
Laguna Niguel, Calif.



Jean Prioleau
Head Coach
(3rd Season)



Will Kimble
Assistant Coach
(3rd Season)



Julius Hodge
Assistant Coach
(2nd Season)



Tim Marrion
Assistant Coach
(1st Season)



Trent Miyagishima
Director of Operations
(2nd Season)

2019-20 ROSTER BREAKDOWN

Starters Returning (2)

No.	Player	Yr.	Pos.	GP	GS	PPG	RPG	A	TO	B	S	FG%	3FG%	FT%
2	Brae Ivey	SR	G	31	16	9.2	2.3	102	83	2	35	.377	.311	.789
23	Seneca Knight	SO	G/F	31	17	6.2	2.5	36	33	3	12	.320	.308	.559

Other Letterwinners Returning (6)

No.	Player	Yr.	Pos.	GP	GS	PPG	RPG	A	TO	B	S	FG%	3FG%	FT%
11	Christian Anigwe	SO	F	30	1	4.0	3.3	7	18	8	4	.573	.333	.484
4	Zach Chappell	SO	G	29	15	5.3	1.8	65	38	1	20	.326	.277	.732
21	Kaison Hammonds	SO	G	11	0	0.8	0.5	5	4	1	2	.133	.250	.750
25	Craig LeCesne	SR	G/F	27	15	6.4	4.4	56	57	3	11	.366	.233	.841
5	Isaiah Nichols	SR	G	21	1	2.0	1.8	18	20	1	8	.276	.231	.500
44	Trey Smith	SO	G	18	1	1.0	0.5	9	5	0	2	.353	.364	.333

Starters Lost (3)

No.	Player	Pos.	GP	GS	PPG	RPG	A	TO	B	S	FG%	3FG%	FT%
13	Oumar Barry	C	17	17	8.9	4.7	15	30	14	9	.500	.200	.667
20	Noah Baumann	G	31	27	10.8	2.7	55	61	2	16	.407	.455	.773
1	Michael Steadman	F	31	29	13.2	8.5	27	75	14	4	.483	.227	.613

Other Letterwinners Lost (2)

No.	Player	Pos.	GP	GS	PPG	RPG	A	TO	B	S	FG%	3FG%	FT%
41	Ashtin Chastain	C	31	15	3.0	3.0	15	29	2	4	.457	.375	.447
33	Brian Rodriguez-Flores	G	24	1	2.5	1.1	13	14	1	4	.354	.222	.636

Newcomers (6)

No.	Player	Pos.	Ht.	Wt.	Yr.	Exp.	Hometown (Last School)
12	Eduardo Lane	F	6-10	250	JR	JC	Aquidauana, MS, Brazil (Marshalltown CC)
14	Samuel Japhet-Mathias	C	6-11	280	RS-JR	TR	London, England (Wake Forest)
22	Richard Washington	G	6-6	185	JR	JC	Newport News, Va. (Tallahassee CC/Wake Forest)
35	Ralph Agee	F	6-8	220	JR	JC	Victorville, Calif. (East Los Angeles College)
10	Omari Moore	G	6-6	185	FR	HS	Pasadena, Calif. (Pasadena HS)
50	Harminder Dhaliwal	F/C	6-10	240	FR	HS	Laguna Niguel, Calif. (Aliso Niguel HS)

2019-20 SCHEDULE

<u>Day</u>	<u>Date</u>	<u>Opponent</u>	<u>Location</u>	<u>Time</u>	<u>TV</u>
Wednesday	11/6	at Hofstra	Hempstead, N.Y.	4:00 p.m. PT	FloSports
Sunday	11/10	University of Portland	The Event Center	2:00 p.m. PT	MW Network
Thursday	11/14	at Arizona	Tucson, Ariz.	5:00 p.m. PT	Pac-12 Network
Sunday	11/17	Simpson University	The Event Center	4:00 p.m. PT	MW Network
Wednesday	11/20	Grambling State	The Event Center	7:00 p.m. PT	MW Network
Saturday	11/23	Portland State	The Event Center	7:00 p.m. PT	MW Network
Wednesday	11/27	vs. Oregon State%	Las Vegas, Nev.	8:00 p.m. PT	FS1
Sunday	12/1	at UCLA	Los Angeles, Calif.	5:00 p.m. PT	Pac-12 Network
Wednesday	12/4	Utah State*	The Event Center	8:15 p.m. PT	ESPN2/ESPNU
Sunday	12/8	at San Diego State*	San Diego, Calif.	TBA	--
Saturday	12/14	Stanford University	The Event Center	4:00 pm. PT	CBS Sports Network
Wednesday	12/18	at Santa Clara	Santa Clara, Calif.	7:00 p.m. PT	--
Sunday	12/22	UC Riverside	The Event Center	2:00 p.m. PT	MW Network
Saturday	12/28	Pepperdine University	The Event Center	6:00 p.m. PT	MW Network
Wednesday	1/1	New Mexico*	The Event Center	7:00 p.m. PT	MW Network
Saturday	1/4	at Fresno State*	Fresno, Calif.	4:00 p.m. PT	--
Wednesday	1.8	Nevada*	The Event Center	7:00 p.m. PT	MW Network
Saturday	1/11	Colorado State*	The Event Center	2:00 p.m. PT	MW Network
Wednesday	1/15	at UNLV*	Las Vegas, Nev.	8:00 p.m. PT	AT&T SportsNet
Wednesday	1/22	at New Mexico*	Albuquerque, N.M.	8:00 p.m. PT	AT&T SportsNet
Saturday	1/25	Air Force*	The Event Center	2:00 p.m. PT	MW Network
Wednesday	1/29	at Boise State*	Boise, Idaho	TBA	--
Saturday	2/1	Wyoming*	The Event Center	2:00 p.m. PT	MW Network
Saturday	2/8	at Nevada*	Reno, Nev.	4:00 p.m. PT	AT&T SportsNet
Wednesday	2/12	Fresno State*	The Event Center	7:00 p.m. PT	MW Network
Saturday	2/15	at Air Force*	USAF Academy, Colo.	1:00 p.m. PT	--
Wednesday	2/19	Boise State*	The Event Center	7:00 p.m. PT	MW Network
Saturday	2/22	at Colorado State*	Fort Collins, Colo.	1:00 p.m. PT	--
Wednesday	2/26	at Utah State*	Logan, Utah	8:00 p.m. PT	ESPN2/ESPNU
Saturday	2/29	UNLV*	The Event Center	2:00 p.m.	AT&T SportsNet
Wed.-Sat.	3/4-7	Mountain West Tournament	Las Vegas, Nev.	TBA	--

All times Pacific

% - Las Vegas Classic

* - Mountain West game

JEAN PRIOLEAU

HEAD COACH

THIRD SEASON

FORDHAM UNIVERSITY, 1992

Jean Prioleau (pronounced Zhaun Pre-low), whose resume includes 11 NCAA Division I post-season appearances in 18 seasons as an assistant coach, is entering his third season as San José State University men's basketball head coach in 2018-19.

Prioleau joined San Jose State after seven successful seasons as an assistant and associate head coach at the University of Colorado. The Buffaloes won 149 games, had five 20-win seasons and appeared in post-season play every year. Colorado played in the NCAA Tournament in 2012, 2013, 2014 and 2016, the NIT in 2011 and 2017 and the CBI in 2015.

Besides the unprecedented sustained success of Colorado basketball, the Buffs also had four NBA draft choices during Prioleau's seven seasons. Most recently, All-American guard Derrick White was the San Antonio Spurs first-round selection in the 2017 NBA Draft. Guard Spencer Dinwiddie, a member of the Brooklyn Nets, was the 38th overall selection by the Detroit Pistons in 2014. Swingman Andre Roberson, a 2013 first-round draft choice of the Minnesota Timberwolves, completed his fourth season with the Oklahoma City Thunder. Guard Alec Burks, the 12th overall pick by Utah in the 2011 NBA Draft, completed his sixth season with the Jazz.

Prioleau graduated in 1992 from Fordham University with a degree in physics. He finished his college basketball career second on the school's all-time list in steals and assists and fifth in scoring with 1,442 points. He was a two-time second-team All-Patriot League player, was named to the 1989 Metro Atlantic Athletic Conference (MAAC) All-Rookie team, part of the Rams' 1991 and 1992 Patriot League championship teams. Prioleau was inducted into the school's Athletics Hall of Fame in 2000.

Born in New York City and raised in Teaneck, New Jersey, the 47-year old Prioleau entered the coaching profession in 2000 after a playing career that included tryouts with the New York Knicks and Indiana Pacers of the NBA and experiences in the Continental Basketball Association (CBA), the United States Basketball League (USBL) and overseas in Turkey, Italy and Switzerland.



He began his college coaching career in 1999-2000 at his alma mater. Prioleau then spent five seasons at Wichita State (2001-05), the 2006 season at Marquette, two seasons at Iowa State (2007-08) and the 2009 and 2010 seasons at TCU before heading to Colorado. Wichita State played in the 2003, 2004 and 2005 NIT's. The 2006 Marquette team qualified for the NCAA Tournament.

SEASON-BY-SEASON WITH JEAN PRIOLEAU

Year	School	Record	Postseason
2019	San Jose State	4-27	
2018	San Jose State	4-26	
2017	Colorado	19-15	NIT 1st round
2016	Colorado	22-12	NCAA 1st round
2015	Colorado	16-18	CBI Quarterfinals
2014	Colorado	23-12	NCAA 1st round
2013	Colorado	21-12	NCAA 2nd round
2012	Colorado	24-12	NCAA 3rd round
2011	Colorado	24-14	NIT Semifinals
2010	TCU	13-19	
2009	TCU	14-17	
2008	Iowa State	14-18	
2007	Iowa State	15-16	
2006	Marquette	20-11	NCAA 1st round
2005	Wichita State	22-10	NIT 3rd round
2004	Wichita State	21-11	NIT 1st round
2003	Wichita State	18-12	NIT 1st round
2002	Wichita State	15-14	
2001	Wichita State	9-19	
2000	Fordham	14-15	

THEY PLAYED FOR JEAN PRIOLEAU

Player	NBA Draft, Year	Current NBA Team
G Derrick White	29th pick in 2017	San Antonio
G Alec Burks	12th pick in 2011	Utah
G Andre Roberson	26th pick in 2013	Oklahoma City
G Spencer Dinwiddie	38th pick in 2014	Brooklyn
G Cory Higgins		Charlotte, 2012 & 2013

WILL KIMBLE

ASSISTANT COACH

THIRD SEASON

PEPPERDINE, 2004

The San José State men's basketball team gained the experience of two NCAA postseason appearances as a player and coaching success at the high school, junior college and Division I levels with the addition of Will Kimble as an assistant coach last season.

"I've always watched Will from a distance while being on the recruiting circuit," Prioleau said. "This business is based on relationships and Will has done a tremendous job cultivating relationships in the state of California and across the country. Will can help all of our players develop and most importantly our post players will be mentored by someone who played the position."

Kimble is entering his third season on Prioleau's staff in 2019-20.

Kimble began his playing career as a center at Pepperdine where he and the Waves reached the NIT in his freshman season and went to the NCAA Tournament the following year. He finished his playing eligibility at UTEP where he competed for two seasons.

Prior to coming to SJSU, Kimble spent the 2016-17 season as an assistant coach at UC Riverside. With Kimble's guidance, senior forward Secean Johnson led the Highlanders in scoring at 12.0 ppg and was named to the Big West's Honorable Mention Team.

Prior to UC Riverside, Kimble was the associate head coach for five seasons at Cathedral High School in Los Angeles. During Kimble's time the Phantoms ascended up the California high school ranks, reaching No. 13 in the state during the 2014-15 season when the team made the CIF Division III State Championships finals.

Kimble then returned to Pepperdine where he was an assistant for the 2008-11 seasons.




Will Kimble, a 6-foot-10 former center himself, is primarily responsible for coaching the Spartans big-men.

JULIUS HODGE

ASSISTANT COACH

SECOND SEASON

NORTH CAROLINA STATE, 2005



Julius Hodge, a former NBA first-round draft pick, joined the San Jose State University men's basketball staff as an assistant coach in June 2018.

Hodge joined the Spartans after spending the 2016 and 2017 seasons at Santa Clara University as an assistant coach for Herb Sendek, his college coach at North Carolina State. In Hodge's first season with the Broncos, Santa Clara produced its first winning season in four years.

Hodge's blossoming coaching career started at the University of Buffalo in 2015 as the director of player development. In his one season with the Bulls, Buffalo recorded a 20-win season for the sixth time in school history, successfully defended its Mid-American Conference championship and played in the NCAA Tournament in back-to-back seasons for the first time in school history.

The 2005 North Carolina State University graduate was a two-time All-American, the 2004 Atlantic Coast Conference (ACC) Player of the Year and a two-time All-ACC player. He was a second-team consensus All-American as a junior and an Associated Press honorable mention All-American as a senior.

Hodge was a first-round choice of the Denver Nuggets and the 20th overall selection in the 2005 NBA Draft. He played for the Nuggets and Milwaukee Bucks and then throughout Europe, Asia and Australia before embarking on a coaching career.

For the new San Jose State assistant, he is reacquainting himself with the Spartans. In his second major college game of his freshman year at NC State, Hodge was a starter in the Wolfpack's win over SJSU in the 2001-02 season-opening BCA Tournament in Raleigh, N.C.



Julius Hodge is in his first season as an assistant on coach Prioleau's staff

TIM MARRION

ASSISTANT COACH

FIRST SEASON

WASHINGTON STATE, 2006

Tim Marrion makes his return to San Jose State men's basketball for his third stint as an assistant coach for the Spartans in 2019-20 as he joins Jean Prioleau's staff for the upcoming season.

Marrion, who brings over 10 years of experience as a coach, coordinator of operations and director of player development, returns to the South Bay for the first time since the 2012-13 season when he served as an assistant coach on the Spartans' staff for the second stint. He began his professional career with SJSU in 2006-07 as an administrative assistant before being promoted to an assistant coach for the 2007-08 season.

At the time of his promotion, it was believed that Marrion was the youngest full-time assistant coach in NCAA Division I men's basketball at 22 years old. That season, he helped the Spartans to an eight-win improvement from the previous season, the eighth-largest win improvement in the NCAA that season.

Marrion joins the Spartans in 2019-20 from Washington State where he served as an assistant coach at his alma mater as a member of head coach Ernie Kent's staff last season. Marrion first joined the Cougars' program in 2009 as the coordinator of basketball operations, a role he held until 2012 when he returned to San Jose State for the first time.

During the 2012-13 season with SJSU, Marrion coached the point guards and wings, including senior guard James Kinney, who finished the season 12th in the nation in scoring at 20.6 points per game.

After one season with the Spartans, Marrion returned to Washington State in 2013-14 as the team's director of player development and academic liaison. He resumed his role as the coordinator of basketball operations in 2016 and held the title until receiving the promotion to assistant coach prior to last season.



"Tim coached in the Pac-12 with me and I remember him from those days," Prioleau said. "Washington State always played us really hard when I was at Colorado and you keep tabs on guys when you're going through this business. I think he will be a good fit for San Jose State."

In his coaching career, Marrion has had his hand in the development of nine current and former NBA players, including former Spartan great Adrian Oliver and three-time NBA Champion of the Golden State Warriors, Klay Thompson.

In between stints with Washington State, Marrion served as the associate head coach at Clark College in Vancouver, Wash., for the 2014-15 season, helping guide the Penguins to the Northwest Athletic Conference Tournament Championship and a 25-6 record. The following season, he was the director of basketball operations for the University of Idaho where he helped the Vandals to an eight-game improvement from the previous season and a trip to the College basketball Invitational.



#35 RALPH AGEE

F | 6-8 | 220 | JR | JC | Victorville, Calif.
East Los Angeles College
Major – Sociology

AT SAN JOSE STATE: In his first season with the Spartans after transferring in from East Los Angeles College.

EAST LOS ANGELES COLLEGE: Appeared in all 29 games for ELAC last season as a sophomore while drawing five starts ... Had a double-double of 13 points, 10 rebounds against Arizona Mesa CC ... Helped the Huskies clinch the conference titles as he chipped in 11 points in 17 minutes off the bench against LA Trade Tech in the season finale.

CSU DOMINGUEZ-HILLS: Played redshirt freshman season and started 11-of-30 games played ... Averaged 4.9 points and just under three rebounds per game ... Tallied 14 blocks and pulled down double-digit boards twice ... Best game came on 11/11/17 as he dropped 24 points against Holy Names.

HIGH SCHOOL: Played high school ball at Silverado High School ... Played four years of varsity ball and was named the team MVP as a senior ... Picked up all-league honors as a junior and senior.

GET TO KNOW RALPH: Majoring in sociology ... Parents are Raefel and Sinae Agee ... Has a sister, Candice ... Has a two month old son named Kai Drew Agee ... Enjoys binge watching Netflix in his free time ... Plans on playing professionally overseas or becoming a social worker after college.



#50 HARMINDER DHALIWAL

F/C | 6-10 | 240 | FR | HS | Laguna Niguel, Calif.
Aliso Niguel HS
Major – Kinesiology

AT SAN JOSE STATE: In his first season with the Spartans ... Walked on with the team prior to the 2019-20 season

HIGH SCHOOL: A three-year varsity athlete at Aliso Niguel High in Aliso, Calif. ... Was a first team all-league selection all three years of varsity ball ... Holds the school record for blocks in a game, season and career ... Also is the school's rebounding leader for a game, season and career ... Ranks third in school history in scoring for a single season and career.

GET TO KNOW HARMINDER: Plans on majoring in Kinesiology ... Plans on playing professionally overseas or opening his own physical therapy clinic ... Parents are Surinder and Kanwal Dhaliwal ... Has one sibling, Kalwhder ... Enjoys watching movies and going to the beach in his spare time.



#14 SAMUEL JAPHET-MATHIAS

C | 6-11 | 280 | RS-JR | TR | London, England
Wake Forest University
Major – Communication

AT SAN JOSE STATE: Sat out his first season with the Spartans after transferring from Wake Forest.

2018-19: Redshirted the season.

AT WAKE FOREST (2016-17): Appeared in 17 games off the bench ... Averaged 0.7 points and 0.9 rebounds per game ... Tallied career highs with six points (3-3 FG) and four rebounds at No. 17 Xavier (Dec. 17) ... Had two rebounds at No. 20 Florida State in a career-high 11 minutes in ACC debut (Dec. 28) ... Scored first four collegiate points and had one rebound at Charleston (Nov. 20) ... Made collegiate debut in season opener vs. Radford (Nov. 11).

HIGH SCHOOL: Graduated from City of London Academy ... Attended Vermont Academy in 2014-15, helping the school reach the NEPSAC AA finals ... Consensus four-star recruit ... Ranked the No. 90 player in the class of 2016 by 247 Sports ... Played AAU basketball for the PSA Cardinals.

GET TO KNOW SAM: Majoring in communication at SJSU ... Enjoys chilling and listening to music in his spare time ... Full name is Samuel Chukwuebuka Japhet-Mathias



#12 EDUARDO LANE

F | 6-10 | 250 | JR | JC | Aquidauana, MS, Brazil
Marshalltown Community College
Major – Business

AT SAN JOSE STATE: In his first season with the Spartans after joining the team out of Marshalltown Community College in Iowa.

MARSHALLTOWN CC: Averaged 9.9 points and 4.4 rebounds in 30 appearances last season as a sophomore... Drew 15 starts and tallied 14 games of double digit scoring, including a stretch of eight-straight games in which he averaged 15.5 points ... Topped the 20-point plateau twice including a season-high 21 points on 9-of-12 shooting against Kirkwood on Nov. 28 ... As a freshman, averaged 5.5 points in 23 appearances ... Was an honorable mention all-league selection as a sophomore.

HIGH SCHOOL: Averaged 21 points, 7.9 rebounds and 1.5 blocks per game in 2017 as a senior playing for Campinas HS under-19 league ... Averaged 9.9 points and 10.0 rebounds in 2016 playing for Sep-Palmeiras under-17 league.

GET TO KNOW EDUARDO: Majoring in business ... Born and raised in Brazil ... Parents are Ricardo and Alessandra Lane ... Has a sister, Ellen ... Grew up playing soccer, judo and volleyball before finding basketball at the age of nine.

NEWCOMERS



#10 OMARI MOORE

G | 6-6 | 185 | FR | HS | Pasadena, Calif.
Pasadena HS
Major – Kinesiology

AT SAN JOSE STATE: In his first season with the Spartans.

HIGH SCHOOL: Played the 2018-19 season at Middlebrooks Academy in Los Angeles where he averaged over 20.0 points and 6.0 assists per game... Averaged 7.0 points, 5.0 rebounds, 3.0 assists, 2.0 steals and 1.0 blocks per game as a senior at Pasadena High School ... One of four seniors on the PHS roster to sign with D1 programs ... Led the Bulldogs to a 48-46 victory over Rancho Verde High School in the CIF Semifinal with a game-high 14 points, 11 rebounds, five blocks, two steals and an assist ... Named honorable mention All-Pacific League after leading team to the CIF Div. I Championship Game.

GET TO KNOW OMARI: Plans to major in Kinesiology and hopes to play professionally after college ... Parents are Brenton and Dana Moore ... Has two siblings - Sandiq and Akil Moore ... Enjoys both film and fashion ... Born in Pasadena, Calif.



#22 RICHARD WASHINGTON

G | 6-6 | 185 | JR | JC | Newport News, Va.
Tallahassee Community College
Major - Undecided

AT SAN JOSE STATE: In his first season with the Spartans after joining the team out of Tallahassee Community College.

TALLAHASSEE CC: Averaged 16.6 points in 29 games last season as a sophomore ... Named a First Team All-Panhandle Conference selection ... Shot 46.2 percent from the field and 35.8 percent from 3-point range while pulling down 8.1 boards and tallying 3.1 assists per game ... Best game was against Andrew College on 11/28/18 as he set school records of 45 points and 10 treys ... Rated the 18th-best junior college prospect nationally in 2019 by 247 Sports

WAKE FOREST: Played two seasons for head coach Danny Manning at Wake Forest ... Played sparingly in eight games off the bench as a freshman in 2016-17 before missing the entire 2017-18 season due to injury.

HIGH SCHOOL: Was a consensus three star recruited and among the top-30 players at his position by ESPN coming out of Walsingham Academy in Williamsburg, Va. ... Two-time All-State selection ... Tallied 1,432 points between his junior and senior seasons ... Was named Tournament MVP in four different tournaments during his career.

GET TO KNOW RICHARD: Currently undecided on his major ... Parents are Richard Washington and Tara Anderson ... Has two siblings - Trey and McKenzie Anderson.

#11 CHRISTIAN ANIGWE

F | 6-9 | 190 | SO | 1V | Phoenix, Ariz.

Desert Vista HS

Major - Biology

AT SAN JOSE STATE: Played in all but one game in his first season with the Spartans ... Averaged 4.0 points and 3.3 rebounds

2018-19 (FRESHMAN): Made first collegiate start at Utah State, finished with six points ... Played in all but one game in his freshman season (at Stanford) ... Scored 10 points in collegiate debut vs. Life Pacific ... Exploded for a career-best 20 points and 13 rebounds in a double-double vs. Weber State ... Double-double of 10 points and 12 rebounds vs. Boise State ... Eight points at Fresno State ... Pulled down five boards in just 15 minutes vs. Air Force ... Played 10 minutes at No. 10 Nevada and 12 minutes at UNLV

HIGH SCHOOL: Averaged 10.7 points and 5.7 rebounds a game while shooting 64.5 percent from the field as a senior at Desert Vista High in Phoenix, Ariz. ... Rated as the No. 15 player in the stats by D1Nation.com.

GET TO KNOW CHRISTIAN: Plans to major in biology ... Enjoys swimming in his free time ... Sister, Kristine Anigwe, is a three-time honorable mention All-America basketball player at the University of California and is currently entering her senior season.



CAREER STATISTICS

SEASON	G-S	MIN	FG-FGA	Pct.	3FG-FGA	Pct.	FT-FTA	Pct.	REB	Avg.	A	TO	BLK	S	Pts.	Avg.
2018-19	30-1	448	43-75	.573	2-6	.333	31-64	.484	46-53-99	3.3	39	18	8	4	119	4.0
CAREER	30-1	448	43-75	.573	2-6	.333	31-64	.484	46-53-99	3.3	39	18	8	4	119	4.0

#4 ZACH CHAPPELL

G | 6-3 | 175 | SO | 1V | Sacramento, Calif.

Capital Christian HS

Major – Undeclared

AT SAN JOSE STATE: Finished his first season with the Spartans in 2018-19 ... Averaged 5.3 points overall and 6.8 points in conference play.

2018-19 (FRESHMAN): Averaged 5.3 points while appearing in 29 games with 15 starts ... Tallied seven double-digit scoring efforts ... Averaged 6.8 points in conference play ... Career-high 17 points vs. New Mexico (2/26) ... Scored 14 points at San Diego State (3/2) ... Dished out a team-high nine assists twice - vs. New Mexico (2/27) and vs. UNLV (2/16) ... Finished with 11 points to go with nine assists and six rebounds vs. UNLV (2/16) ... Averaged 3.0 assists in MW games ... Started the final nine games of the season ... 10 points in collegiate debut v.s Life Pacific ... 12 points vs. Boise State (1/12) ... 10 points vs. Colorado State (2/20)

HIGH SCHOOL: Four-year starter at Capital Christian in Sacramento, Calif. ... Averaged 20.3 points, 4.3 assists and 4.7 rebounds as a senior ... Two-time GEL League MVP ... Two-time All-League and a First Team All-Metro selection in 2017-18 ... Rated by 24/7 sports as the No. 43 overall recruit in California in 2018.

GET TO KNOW ZACH: Aspires to become a youth pastor after college ... Enjoys hanging out with friends and helping out the community in his spare time ... Brother, Ryan, played collegiate basketball at Montana State University-Billings.



CAREER STATISTICS

SEASON	G-S	MIN	FG-FGA	Pct.	3FG-FGA	Pct.	FT-FTA	Pct.	REB	Avg.	A	TO	BLK	S	Pts.	Avg.
2018-19	29-15	511	47-144	.326	18-65	.277	41-56	.732	7-44-51	1.8	65	38	1	20	153	5.3
CAREER	29-15	511	47-144	.326	18-65	.277	41-56	.732	7-44-51	1.8	65	38	1	20	153	5.3

#21 KAISON HAMMONDS

G | 6-4 | 170 | 50 | 1V | Highlands Ranch, Colo.

ThunderRidge HS

Major - Undecided

AT SAN JOSE STATE: Completed his first season with the Spartans in 2018-19

2018-19 (FRESHMAN): Appeared in 11 games off the bench in his freshman season ... Scored first collegiate basket in a season-high 10 minutes played vs. Boise State (1/12) ... Tied career-high with 10 minutes played at UNLV (1/19)

HIGH SCHOOL: Two-Time First Team CHSAA All-State selection out of ThunderRidge High in Highlands Ranch, Colo. ... Led the team to a 49-5 record over his junior and senior seasons ... Averaged 14.4 points, 5.3 rebounds and 4.6 assists as a junior ... Averaged 15.7 points, 4.4 rebounds and 3.1 assists as a senior ... Is tied for the school single-game scoring record of 38 points.

GET TO KNOW KAISON: Currently undecided on his major ... Enjoys watching Netflix and hanging out with friends in his spare time ... Father, Tom Hammonds, starred at Georgia Tech and played 11 seasons in the NBA from 1990-2001 with four teams.



CAREER STATISTICS

SEASON	G-S	MIN	FG-FGA	Pct.	3FG-FGA	Pct.	FT-FTA	Pct.	REB	Avg.	A	TO	BLK	S	Pts.	Avg.
2018-19	11-0	62	2-15	.133	2-8	.250	3-4	.750	0-5-5	0.5	5	4	1	2	9	0.8
CAREER	11-0	62	2-15	.133	2-8	.250	3-4	.750	0-5-5	0.5	5	4	1	2	9	0.8

#2 BRAE IVEY

G | 6-2 | 185 | SR | 1V | *Huntington Beach, Calif.*

Riverside City College

Major - Communication

AT SAN JOSE STATE: Finished third on the team with 9.2 points per game while making 31 appearances and 16 starts in his first season with the Spartans ... Joined SJSU from Riverside City College

2018-19 (JUNIOR): Appeared in all 31 games drawing 16 starts ... Finished third on the team with 9.2 points per game ... Was the fifth-most efficient free throw shooter in the Mountain West with a .789 clip (86-109) ... Finished in the top-10 in the conference with 3.3 assists per game ... Career-high 22 points vs. CSU-Bakersfield ... Reached double-figure scoring 13 times ... Scored 18 points against Air Force and hit a buzzer-beater 3-pointer at the end of regulation to send the game into OT (1/26) ... Had 16 points vs. NAU; was 13-of-15 from the free throw line (12/15) ... Tied the school record with six steals in the win over New Mexico (2/27) ... Scored 13 points at Cal (12/21)

AT RIVERSIDE CITY COLLEGE (2016-17, 2017-18): Appeared in 26 games with the Tigers as a sophomore ... Averaged 18.0 points, 6.0 rebounds and 4.7 assists per game ... Shot 45 percent from the floor and 37 percent from 3-point range ... Also shot 82.6 percent from the free throw line ... Career-high 37 points on 11-of-16 shooting vs. Saddleback (2/9) ... Scored in double figures in 24-of-26 games played ... 32 points in win over Santiago Canyon (1/3) ... Scored 31 points in 2018 season opener vs. Moorpark (11/2) ... Started 27-of-30 games played as a freshman in 2016-17 ... Averaged 11.9 points per game in his debut season ... Earned First Team All-League honors as a sophomore.

HIGH SCHOOL: First team All-League and second team All-CIF selection at Edison HS in Huntington Beach, Calif.

GET TO KNOW BRAE: Majoring in communication and minoring in health science at SJSU ... Enjoys traveling, exploring and yoga ... Born in Missoula, Montana.



CAREER STATISTICS

SEASON	G-S	MIN	FG-FGA	Pct.	3FG-FGA	Pct.	FT-FTA	Pct.	REB	Avg.	A	TO	BLK	S	Pts.	Avg.
2018-19	31-16	806	81-215	.377	38-122	.311	86-109	.789	10-62-72	2.3	102	83	2	35	286	9.2
CAREER	31-16	806	81-215	.377	38-122	.311	86-109	.789	10-62-72	2.3	102	83	2	35	286	9.2

#13 SENECA KNIGHT

G | 6-6 | 190 | SO | 1V | Lafayette, La.

Northside HS

Major - Advertising

AT SAN JOSE STATE: Completed first season with the Spartans in 2018-19

... Averaged 6.2 points

2018-19 (FRESHMAN): Only freshman to appear in all 31 games ... Started the final 12 games of the season ... Averaged 6.2 points ... Six games in double-figure scoring ... Led SJSU with 15 points in the MW Tournament vs. Air Force (3/13) ... Dropped 17 points in collegiate debut vs. Life Pacific ... Scored 15 points at Fresno State (3/9) ... Led team with 14 points against Colorado State (2/20) ... Scored 12 points vs. Air Force (1/26) and at San Diego State (3/2).

HIGH SCHOOL: Three-year letterman at Northside High where he racked up over 1,000 career points ... Picked up 4A First Team All-State, All-Acadian and All-District honors in 2017-18 ... Second Team All-District as a junior ... Averaged 25 points, six rebounds, four assists, three blocks and two steals per game ... Was the No. 1 scoring forward in the state of Louisiana as a senior with over 600 points ... Racked up nine 30-point games and eight 20-point games as a senior ... Buried eight consecutive three-point baskets in a personal-best 36-point performance in a contest as a senior.

GET TO KNOW SENECA: Plans to major in advertising ... Father, Seneca, played college football at Grambling State and later for Grand Rapids in the Arena Football League ... Hobbies include watching movies, swimming, going on walks and doing community service work ... Originally from New Orleans.



CAREER STATISTICS

SEASON	G-S	MIN	FG-FGA	Pct.	3FG-FGA	Pct.	FT-FTA	Pct.	REB	Avg.	A	TO	BLK	S	Pts.	Avg.
2018-19	31-17	622	63-197	.320	28-91	.308	38-68	.559	16-61-77	2.5	36	33	3	12	192	6.2
CAREER	31-17	622	63-197	.320	28-91	.308	38-68	.559	16-61-77	2.5	36	33	3	12	192	6.2

#25 CRAIG LECESNE

G/F | 6-9 | 225 | SR | 1V | Malmö, Sweden

San Bernardino Valley College

Major - Communication

AT SAN JOSE STATE: Completed his first season with the Spartans in 2018-19

2018-19 (JUNIOR SEASON): Appeared in 27 games drawing 15 starts ... Averaged 6.4 points and 4.4 rebounds ... Seven double digit scoring efforts on the season ... Career-high 16 points at Stanford (12/18) ... Career-high 12 rebounds and nine assists vs. Air Force (1/26) ... Put up 13 points and eight rebounds vs. CSU-Bakersfield ... Pulled down nine boards at Utah State ... Led team with 3.2 assists y per game in league play

JUNIOR COLLEGE: Averaged 11 points and 5.8 rebounds per game in one season at San Bernardino Valley College in 2017-18 ... Shot 42 percent from the floor and was a 76 percent free throw shooter.

AT PEPPERDINE (2016-17): Averaged 3.5 points and 2.7 rebounds as a freshman ... Played in 26 games and made one start ... Posted a double-double with 10 points and 11 rebounds vs. Life Pacific (11/17) ... Matched his season high of 10 points vs. St. Bonaventure (11/23) ... Other season bests were five assists vs. Portland State (11/27), two blocks vs. San Diego (1/7), one steal (five times) ... Played a season-high 27 minutes in his first career start vs. Portland State (11/27) ... Pulled down at least five rebounds six times.

HIGH SCHOOL: Graduated from the St. James School in Hagerstown, Md., in 2016 ... Spent three years there after coming over from Sweden ... Made the Herald-Mail All-Washington County honorable mention team as both a junior and senior ... Averaged 10 points, six rebounds and four assists as a senior ... Won both Mid-Atlantic and Independent-Parochial School League titles in 2014 ... Also lettered in cross country.

SWEDEN: Played at the 2013 U-16 European Championships and averaged 12.4 points and 4.0 rebounds with a high of 19 points in a game against Belgium.



GET TO KNOW CRAIG: Majoring in communication at SJSU ... Born in Malmö, Sweden ... Lived in the United States from the age of 4 months until he was 8 years old, then returned to Sweden for the next eight years before coming back to the USA for high school ... Father, Craig Sr., ran track at James Madison ... Enjoys watching Netflix and reading during his down-time



CAREER STATISTICS

SEASON	G-S	MIN	FG-FGA	Pct.	3FG-FGA	Pct.	FT-FTA	Pct.	REB	Avg.	A	TO	BLK	S	Pts.	Avg.
2018-19	27-15	561	63-172	.366	10-43	.233	37-44	.841	33-87-120	4.4	56	57	3	11	173	6.4
CAREER	27-15	561	63-172	.366	10-43	.233	37-44	.841	33-87-120	4.4	56	57	3	11	173	6.4

#5 ISAIAH NICHOLS

G | 6-5 | 180 | SR | 3V | Oxnard, Calif.

Santa Clara HS

Major - Sociology

AT SJSU: A two-year letter winner with 80 games played as a Spartan ... Signed a National Letter-of-Intent with SJSU in May of 2016.

2018-19 (JUNIOR): Saw action in 21 games ... Averaged 2.0 points per contest ... Made lone start of the season against CSU-Bakersfield (11/17); Put up season-high 10 points ... Scored eight points and added three assists off the bench at Wyoming (1/23) ... Eight points and three rebounds vs. Central Michigan

2017-18 (SOPHOMORE): Appeared in all 30 games while making nine starts ... Hit the decisive basket in San José State's 64-62 win over Utah State (2/28) ... Made 4-of-5 attempts from three and scored a career-high 14 points in the win over Idaho State (11/22) ... Finished the year averaging 3.6 points, 3.7 rebounds and 1.5 assists per game ... Led the Spartans through the first 10 games of the year averaging 5.4 rebounds per game ... Season-highs of 10 rebounds and six assists in the win over Antelope Valley (11/10).

2016-17 (FRESHMAN): Played in 29 games and made 11 starts ... Began the year as a starting guard for the first 10 games and started his 11th in the opening round of the MW Championship Tournament ... Averaged 4.3 points, 2.0 rebounds and 1.9 assists ... Shot 42.0 percent (42-100) for the year ... Scored a season-high 12 points in the win over Santa Clara ... Grabbed a season-high six rebounds in the win at Idaho (11/29) ... Credited with 10 assists against Portland (11/15).

HIGH SCHOOL: A graduate of Santa Clara High School in Oxnard, Calif. ... Averaged 14.1 points, 7.9 rebounds and 4.6 assists as a senior ... Led all 2014-15 players during Tri-Valley League play with averages of 19.8 points and 10.9 rebounds per game ... 40 points in a victory over Santa Paula High on Jan. 30, 2015, gave him the most points a Santa Clara High player scored in a single game in 25 years.



PREP BASKETBALL: Played the 2015-16 season for Avon (Conn.) Old Farms, where he averaged 15.3 points, 6.9 rebounds and 4.7 assists per game ... Led the Winged Beavers to an 18-7 overall record and a Founder's League championship ... Named first-team All-Tri-State League and was Co-MVP ... Garnered first-team All-New England Class-A honors.

GET TO KNOW ISAIAH: A sociology major and going for a minor in business ... Enjoys playing 2K video games ... A volunteer at various Special Olympic events ... A native of Oxnard, Calif.



CAREER STATISTICS

SEASON	G-S	MIN	FG-FGA	Pct.	3FG-FGA	Pct.	FT-FTA	Pct.	REB	Avg.	A	TO	BLK	S	Pts.	Avg.
2016-17	30-12	502	44-104	.423	11-31	.355	31-61	.508	5-58-63	2.1	55	50	0	21	130	4.3
2017-18	30-9	529	36-108	.333	16-52	.308	20-34	.588	18-94-112	3.7	44	42	4	15	108	3.6
2018-19	21-1	191	16-58	.276	6-26	.231	5-10	.500	14-23-37	1.8	18	20	1	8	43	2.0
CAREER	81-22	1222	96-270	.356	33-109	.303	56-105	.533	37-175-212	2.6	117	112	5	44	281	3.5

#1 CALEB SIMMONS

G | 6-6 | 195 | RS-SO | 1V | Vallejo, Calif.

Desert Vista HS

Major - Kinesiology

AT SJSU: Completed his first season with the Spartans in 2017-18.

2018-19: Sat out with a medical redshirt

2017-18 (FRESHMAN): Appeared in 24 games averaging 9.1 minutes made one start ... Averaged 1.2 points and 1.3 rebounds for the year ... Season-highs of six points, eight rebounds and three assists came against Antelope Valley (11/10) ... Matched the season-high with six points at Air Force (3/3).

HIGH SCHOOL: A graduate of Desert Vista High School in Phoenix, Ariz. ... Had 17 double-figure scoring games and nine double-doubles during senior year ... A All-Conference second-team choice by AZPreps365.com ... An East Valley Tribune honorable mention guard ... Finished senior season averaging 12 points and five rebounds per game while guiding the Thunder to the Arizona State 6A semifinal game ... Desert Vista finished the year ranked eighth in the state of Arizona with a 19-6 overall record.

GET TO KNOW CALEB: Plans to major in Kinesiology ... Played AAU basketball with Splash City ... Interested in pursuing a sports medicine career in sports ... Enjoys writing poems and songs ... Brother Desmond was a three-year letterwinner on the men's basketball team at Washington before transferring to Saint Mary's for one season ... Caleb is a native of Vallejo, Calif.



CAREER STATISTICS

SEASON	G-S	MIN	FG-FGA	Pct.	3FG-FGA	Pct.	FT-FTA	Pct.	REB	Avg.	A	TO	BLK	S	Pts.	Avg.
2017-18	24-1	219	8-29	.276	5-21	.238	8-10	.800	6-26-32	1.3	16	18	0	7	29	1.2
2018-19	Redshirt															
CAREER	24-1	219	8-29	.276	5-21	.238	8-10	.800	6-26-32	1.3	16	18	0	7	29	1.2

#44 TREY SMITH

G | 6-3 | 175 | SO | 1V | Cypress, Calif.

Saddleback Valley Christian HS

Major - Computer Science

AT SAN JOSE STATE: Completed his first season with the Spartans in 2018-19

2018-19 (FRESHMAN): Appeared in 18 games ... Made first career start at Wyoming (1/23) ... Scored first career bucket at No. 10 Nevada (1/9) ... Season-high five points at UNLV (1/19) and at Fresno State (3/9) ... Played season-high 16 minutes vs. NAU; finished with three assists (12/15)

HIGH SCHOOL: Played four seasons of varsity basketball at Saddleback Valley Christian in San Juan Capistrano, Calif. ... Holds the single-season school record for points in a season (831) ... Averaged 26.3 ppg as a junior and 27.5 ppg as a senior ... Scored a career high 39 points in contest vs. Temecula Valley ... Picked up San Joaquin League MVP honors ... First Team All-CIF and All-Orange County selection ... Orange County scoring leader (2016-17)

GET TO KNOW TREY: Plans to major in Computer Science at SJSU ... Enjoys listening to music and reading during his down time



CAREER STATISTICS

SEASON	G-S	MIN	FG-FGA	Pct.	3FG-FGA	Pct.	FT-FTA	Pct.	REB	Avg.	A	TO	BLK	S	Pts.	Avg.
2018-19	18-1	125	6-17	.353	4-11	.364	2-6	.333	1-8-9	0.5	9	5	0	2	18	1.0
CAREER	18-1	125	6-17	.353	4-11	.364	2-6	.333	1-8-9	0.5	9	5	0	2	18	1.0

2018-19 REVIEW





EVENT CENTER AT SAN JOSE STATE UNIVERSITY

NISSAN

38

2018-19 OVERALL STATS

##	Player	GP	GS	Min	Avg	FG	FGA	Pct	3FG	FGA	Pct	FT	FTA	Pct
1	Michael Steadman	31	29	945	30.5	169	350	.483	5	22	.227	65	106	.61
20	Noah Baumann	31	27	849	27.4	110	270	.407	81	178	.455	34	44	.77
2	Brae Ivey	31	16	806	26.0	81	215	.377	38	122	.311	86	109	.78
13	Oumar Barry	17	17	424	24.9	53	106	.500	5	25	.200	40	60	.66
25	Craig LeCesne	27	15	561	20.8	63	172	.366	10	43	.233	37	44	.84
23	Seneca Knight	31	17	622	20.1	63	197	.320	28	91	.308	38	68	.55
4	Zach Chappell	29	15	511	17.6	47	144	.326	18	65	.277	41	56	.73
11	Christian Anigwe	30	1	448	14.9	43	75	.573	2	6	.333	31	64	.48
41	Ashtin Chastain	31	15	502	16.2	37	81	.457	3	8	.375	17	38	.44
33	Brian Rodriguez-Flores	24	1	204	8.5	23	65	.354	8	36	.222	7	11	.63
10	Isaiah Nichols	21	1	191	9.1	16	8	.276	6	26	.231	5	10	.50
44	Trey Smith	18	1	125	6.9	6	17	.353	4	11	.364	2	6	.33
21	Kaison Hammonds	11	0	62	5.6	2	15	.133	2	8	.250	3	3	.75
Total		31		6250		713	1765	.404	210	641	.328	406	620	.65
Opponents		31		6254		920	1947	.473	348	931	.374	346	530	.65

2018-19 MW ONLY STATS

##	Player	GP	GS	Min	Avg	FG	FGA	Pct	3FG	FGA	Pct	FT	FTA	Pct
1	Michael Steadman	18	17	571	31.7	106	222	.477	3	12	.250	31	48	.64
20	Noah Baumann	18	18	536	29.8	66	181	.365	48	118	.407	27	34	.79
13	Oumar Barry	5	5	138	27.6	14	28	.500	1	6	.167	8	11	.72
2	Brae Ivey	18	5	420	23.3	42	112	.375	18	66	.273	30	42	.71
23	Seneca Knight	18	12	413	22.9	44	129	.341	17	57	.298	18	38	.47
4	Zach Chappell	18	11	356	19.8	36	103	.350	13	45	.289	27	40	.67
25	Craig LeCesne	14	7	265	18.9	24	78	.308	3	16	.188	11	12	.91
41	Ashtin Chastain	18	13	364	20.2	28	62	.452	1	5	.250	15	30	.50
11	Christian Anigwe	18	1	261	14.5	24	42	.571	1	1	1.000	19	42	.45
33	Brian Rodriguez-Flores	13	0	118	9.1	19	42	.452	6	22	.273	4	6	.66
10	Isaiah Nichols	10	0	85	8.5	7	28	.250	2	11	.182	4	9	.44
21	Kaison Hammonds	7	0	49	7.0	2	11	.182	2	5	.400	3	4	.75
44	Trey Smith	12	1	74	6.2	5	11	.455	3	7	.429	2	6	.33
Total		18		3650		417	1049	.398	118	370	.319	199	322	.61
Opponents		18		3650		559	1163	.481	227	583	.389	193	286	.67

RECORD:	OVERALL	HOME	AWAY	NEUTRAL
All Games	4-27	4-11	0-12	0-4
Conference	1-17	1-8	0-9	0-0
Non-Conference	3-10	3-3	0-3	0-4

	Off	Def	Tot	Avg	PF	FO	A	TO	Blk	Stl	Pts	Avg
3	72	192	264	8.5	76	0	27	75	14	4	408	13.2
3	10	73	83	.27	52	0	55	61	2	16	335	10.8
9	10	62	72	2.3	97	3	102	83	2	35	286	9.2
7	26	54	80	4.7	45	1	15	30	14	9	151	8.9
1	33	87	120	4.4	54	1	56	57	3	11	173	6.4
9	16	61	77	2.5	42	1	36	33	3	12	192	6.2
2	7	44	51	1.8	41	1	65	38	1	20	153	5.3
4	46	53	99	3.3	39	0	7	18	8	4	119	4.0
7	28	65	93	3.0	49	1	15	29	2	4	94	3.0
6	10	16	26	1.1	16	0	13	14	1	4	61	2.5
0	14	23	37	1.8	17	0	18	20	1	8	43	2.0
3	1	8	9	0.5	5	0	9	5	0	2	18	1.0
0	0	5	5	0.5	6	0	5	4	1	2	9	0.8
5	327	803	1130	36.5	539	8	423	485	52	131	2042	65.9
3	313	833	1146	37.0	595	-	542	345	91	243	2534	81.7

	Off	Def	Tot	Avg	PF	FO	A	TO	Blk	Stl	Pts	Avg
6	43	103	146	8.1	47	0	16	37	4	4	246	13.7
4	8	49	57	3.2	31	0	36	38	2	10	207	11.5
7	5	14	19	3.8	11	0	4	8	3	1	37	7.4
4	6	34	40	2.2	56	3	47	43	1	22	132	7.3
4	8	40	48	2.7	27	0	24	24	1	6	123	6.8
5	3	30	33	1.8	28	0	53	27	1	18	112	6.2
7	14	47	61	4.4	18	0	41	32	1	7	62	4.4
0	22	52	74	4.1	35	1	12	20	1	3	72	4.0
2	27	33	60	3.3	24	0	1	11	4	4	68	3.8
7	9	10	19	1.5	5	0	6	12	0	2	48	3.7
4	6	12	18	1.8	5	0	10	8	1	4	20	2.0
0	0	4	4	0.6	6	0	3	4	1	2	9	1.3
3	1	5	6	0.5	1	0	5	2	0	2	15	1.3
8	183	464	647	35.9	294	4	258	275	20	85	1151	63.9
5	186	514	700	38.9	319	-	351	189	61	135	1538	85.4

SCORE BY PERIODS:

	1st	2nd	OT	OT2	Total
San Jose State	961	1066	9	6	2042
Opponents	1204	1313	9	8	2534

2018-19 POINTS-REBOUNDS-ASSISTS

Opponent	Date	Score	WL	1 STEADMAN	2 IVEY	4 CHAPPELL	NIC
LIFE PACIFIC	11/7/18	89-72	W	15-13-0	18-2-6	10-4-3	3-
SOUTHERN UTAH	11/10/18	59-66	L	9-14-2	9-2-5	4-3-2	0-
vs. Weber State	11/15/18	77-85	L	12-7-0	11-4-7	5-2-1	2-
vs. CSU-Bakersfield	11/17/18	72-73	L	10-7-0	22-3-6	0-0-0	10-
vs. Central Michigan	11/18/18	74-76	L	13-7-1	12-3-6	7-3-1	8-
SANTA CLARA	11/24/18	63-71	L	21-11-1	9-4-6	0-1-0	0-
INDIANA STATE	11/28/18	57-86	L	13-3-0	12-1-0	3-2-0	0-
BETHUNE-COOKMAN	12/6/18	67-65	W	15-13-3	8-1-4	2-1-0	0-
NORTHERN ARIZONA	12/15/18	79-74	W	10-8-0	16-4-7	DNP	D
at Stanford	12/18/18	73-78	L	17-11-1	11-5-2	DNP	D
at Cal	12/21/18	80-88	L	16-13-1	13-1-4	0-0-1	0-
at Saint Mary's (CA)	12/29/18	45-75	L	10-3-0	7-1-1	0-1-0	0-
FRESNO STATE	1/2/19	53-73	L	18-10-1	9-5-1	7-1-2	D
at No.10/11 Nevada	1/9/19	53-92	L	8-12-1	10-3-1	0-2-0	0-
BOISE STATE	1/12/19	64-87	L	6-1-0	11-1-3	12-3-7	D
UTAH STATE	1/16/19	63-81	L	4-3-2	1-1-2	9-3-3	D
at UNLV	1/19/19	56-94	L	14-7-1	0-0-0	0-0-2	2-
at Wyoming	1/23/19	46-59	L	11-8-0	4-3-2	0-1-0	8-
AIR FORCE	1/26/19	71-73	L	24-12-1	18-3-3	0-0-11	2-
at Utah State	1/30/19	73-103	L	20-6-2	9-1-5	7-2-1	D
SAN DIEGO STATE	2/2/19	56-67	L	6-11-4	12-3-5	3-1-1	D
at Boise State	2/9/19	57-105	L	16-3-0	3-1-2	7-2-0	0-
at New Mexico	2/13/19	60-92	L	8-0-1	3-1-1	7-3-1	0-
UNLV	2/16/19	64-71	L	16-7-1	10-2-0	11-6-9	0-
COLORADO STATE	2/20/19	70-91	L	8-8-0	7-3-5	10-2-4	0-
at Air Force	2/23/19	68-82	L	21-17-0	12-5-3	2-1-0	D
NEW MEXICO	2/27/19	89-82	W	21-11-1	4-2-4	17-1-9	D
at San Diego State	3/2/19	56-84	L	12-11-1	5-2-1	14-3-5	D
WYOMING	3/6/19	71-81	L	12-10-1	9-1-5	2-1-2	5-
at Fresno State	3/9/19	81-121	L	21-9-0	5-3-4	4-1-6	3-
vs. Air Force*	3/13/19	56-87	L	1-8-2	6-1-1	10-1-4	0-

* - MW Tournament in Las Vegas

10 HOLS	11 ANIGWE	13 BARRY	20 BAUMANN	21 HAMMONDS	23 KNIGHT	25 LECESNE	33 RODRIGUEZ-FLORES	41 CHASTAIN	44 SMITH
0-2	10-2-3	4-2-1	0-0-0	0-0-0	17-5-1	7-11-1	1-1-2	4-4-0	0-0-1
0-0	3-3-0	7-2-0	0-2-1	DNP	10-2-2	15-2-0	2-1-0	0-1-0	DNP
0-0	20-13-1	6-7-0	5-1-2	DNP	3-2-1	10-4-0	3-1-0	0-1-0	DNP
3-3	4-0-0	2-1-0	9-1-0	DNP	0-0-0	13-8-2	0-0-0	2-1-0	DNP
3-2	0-0-0	4-4-2	9-2-1	DNP	0-0-0	13-3-2	DNP	2-5-0	DNP
6-1	2-5-1	6-3-1	11-5-3	DNP	0-0-1	13-8-3	DNP	1-0-0	DNP
2-0	3-4-0	11-4-2	6-1-0	0-0-1	7-1-2	2-1-0	0-0-2	0-0-3	0-0-0
0-0	7-3-0	13-7-0	12-3-1	DNP	0-2-0	7-6-2	3-2-3	0-0-0	0-0-0
DNP	0-3-0	17-13-1	23-4-1	DNP	0-1-1	9-6-2	4-2-0	0-0-0	0-1-3
DNP	DNP	15-10-1	11-1-5	DNP	0-1-0	16-7-1	0-0-0	3-1-0	DNP
0-0	2-2-1	18-6-1	18-3-1	DNP	7-2-3	6-2-2	0-0-0	0-0-0	DNP
4-0	0-2-0	11-2-2	10-2-2	0-1-1	4-7-0	0-2-0	0-0-0	3-1-0	0-0-0
DNP	3-2-0	5-1-1	3-2-1	DNP	6-2-1	2-3-4	0-1-1	0-0-0	DNP
0-0	0-0-0	8-5-2	8-3-1	DNP	2-1-1	7-3-2	7-1-1	0-2-0	3-1-0
DNP	7-4-1	16-6-1	7-5-1	3-1-1	2-1-0	0-0-1	0-0-0	0-0-0	0-0-0
DNP	4-1-0	2-4-0	29-4-0	0-0-0	9-1-2	2-6-3	DNP	2-4-2	1-2-1
5-2	0-4-0	6-3-0	6-2-3	3-2-0	5-2-0	7-2-4	4-1-0	4-3-1	5-1-0
4-3	0-1-0	DNP	8-4-1	DNP	1-1-2	7-5-4	0-0-0	7-4-0	0-0-0
0-3	3-5-0	DNP	12-5-3	DNP	3-3-0	4-12-9	DNP	5-13-2	DNP
DNP	6-1-0	DNP	15-3-2	DNP	6-6-1	2-0-3	DNP	8-2-2	DNP
DNP	0-2-0	DNP	6-4-2	DNP	9-2-0	14-6-1	DNP	6-5-1	DNP
2-0	10-12-0	DNP	8-2-2	3-1-1	3-1-1	0-1-2	7-1-1	0-3-0	0-0-1
0-0	8-7-0	DNP	10-2-3	0-1-1	9-3-3	8-6-1	0-0-0	7-11-0	0-2-0
3-0	5-5-0	DNP	9-3-2	DNP	8-2-2	1-5-5	DNP	4-5-0	DNP
0-1	3-2-0	DNP	8-1-0	0-0-0	14-5-3	DNP	13-4-0	7-2-2	0-0-0
DNP	2-3-0	DNP	5-3-2	0-0-0	12-4-3	DNP	12-5-1	2-1-0	DNP
DNP	6-3-0	DNP	26-5-5	DNP	5-2-2	DNP	2-0-1	8-5-0	0-0-1
DNP	1-2-0	DNP	9-3-4	DNP	12-5-0	DNP	0-3-0	2-8-1	1-0-0
4-0	2-3-0	DNP	27-5-2	DNP	2-3-0	8-3-3	0-2-0	4-5-0	0-0-2
0-1	8-3-0	DNP	11-1-2	DNP	15-4-3	0-1-0	3-1-1	6-1-1	5-0-0
1-0	0-2-0	DNP	14-1-2	0-0-0	15-6-1	0-0-0	0-0-0	7-5-0	3-2-0

2018-19 GAME HIGHS & LOWS

SJSU HIGHS

Points	89 (2x)	NEW MEXICO (2/27/19) LIFE PACIFIC (11/7/18)
FG Made	31	NEW MEXICO (2/27/19)
FG Attempts	70	vs. Weber State (11/15/18)
FG Percentage	.558 (29-52)	at Cal (12/21/18)
3 PT FG Made	12	UTAH STATE (1/16/19)
3 PT FG Attempts	31	LIFE PACIFIC (11/7/18)
3 PT FG Percentage	.533 (8-15)	vs. CSU Bakersfield (11/17/18)
FT Made	30	NORTHERN ARIZONA (12/15/18)
FT Attempts	38	NORTHERN ARIZONA (12/15/18)
FT Percentage	.846 (11-13)	SAN DIEGO STATE (2/2/19)
Rebounds	56	AIR FORCE (1/26/19)
Assists	23	NEW MEXICO (2/27/19)
Steals	10	NEW MEXICO (2/27/19)
Blocked Shots	5(3x)	at New Mexico (2/13/19) BETHUNE-COOKMAN (12/6/18) SOUTHERN UTAH (11/10/18)
Turnovers	26	vs. CSU Bakersfield (11/17/18)
Fouls	27	vs. Weber State (11/15/18)

SJSU LOWS

Points	45	at Saint Mary's (CA) (12/29/18)
FG Made	16	at Saint Mary's (CA) (12/29/18)
FG Attempts	41	vs. CSU Bakersfield (11/17/18)
FG Percentage	.304 (17-56)	INDIANA STATE (11/28/18)
3 PT FG Made	3 (2x)	BOISE STATE (1/12/19)
		at UNLV (1/19/19)
3 PT FG Attempts	11	BOISE STATE (1/12/19)
3 PT FG Percentage	.174 (4-23)	UNLV (2/16/19)
FT Made	2	at No.10/11 Nevada (1/9/19)
FT Attempts	6	at No. 10/11 Nevada (1/9/19)
FT Percentage	.333 (2-6)	at No. 10/11 Nevada (1/9/19)
Rebounds	23	INDIANA STATE (11/28/18)
Assists	6	at Saint Mary's (CA) (12/29/18)
Steals	0	SOUTHERN UTAH (11/10/18)
Blocked Shots	0	Eight Times
Turnovers	9 (2x)	UNLV (2/16/19)
		WYOMING (3/6/19)
Fouls	8	at Saint Mary's (CA) (12/29/18)

OPPONENT HIGHS

Points	121	at Fresno State (3/9/19)
FG Made	40 (2x)	at Fresno State (3/9/19) at Boise State (2/9/19)
FG Attempts	85	AIR FORCE (1/26/19)
FG Percentage	.645 (40-62)	at Fresno State (3/9/19)
3 PT FG Made	23	at Fresno State (3/9/19)
3 PT FG Attempts	47	AIR FORCE (1/26/19)
3 PT FG Percentage	.605 (23-38)	at Fresno State (3/9/19)
FT Made	22	at Utah State (1/30/19)
FT Attempts	29 (2x)	WYOMING (3/6/19) vs. Weber State (11/15/18)
FT Percentage	1.000 (12-12)	BOISE STATE (1/12/19)
Rebounds	53	NEW MEXICO (2/27/19)
Assists	28	at Utah State (1/30/19)
Steals	17	vs. CSU Bakersfield (11/17/18)
Blocked Shots	6 (3x)	at San Diego State (3/2/19) COLORADO STATE (2/20/19) at Utah State (1/30/19)
Turnovers	17 (2x)	at Wyoming (1/23/19) vs. Weber State (11/15/18)
Fouls	29	NORTHERN ARIZONA (12/15/18)

OPPONENT LOWS

Points	59	at Wyoming (1/23/19)
FG Made	22 (2x)	NORTHERN ARIZONA (12/15/18) UNLV (2/16/19)
FG Attempts	41	at Wyoming (1/23/19)
FG Percentage	.341 (29-85)	AIR FORCE (1/26/19)
3 PT FG Made	3	SOUTHERN UTAH (11/10/18)
3 PT FG Attempts	9	INDIANA STATE (11/28/18)
3 PT FG Percentage	.167 (3-18)	SOUTHERN UTAH (11/10/18)
FT Made	2	SANTA CLARA (11/24/18)
FT Attempts	4	SANTA CLARA (11/24/18)
FT Percentage	.286 (4-14)	AIR FORCE (1/26/19)
Rebounds	19	LIFE PACIFIC (11/7/18)
Assists	8	LIFE PACIFIC (11/7/18)
Steals	2 (3x)	SANTA CLARA (11/24/18) BETHUNE-COOKMAN (12/6/18) UNLV (2/16/19)
Blocked Shots	0	NORTHERN ARIZONA (12/15/18)
Turnovers	5 (3x)	at Cal (12/21/18) at Boise State (2/9/19) at Air Force (2/23/19)
Fouls	12	at No. 10/11 Nevada (1/9/19)

2018-19 MOUNTAIN WEST RESULTS

Team (AP/Coaches)	CONFERENCE			OVERALL			Strk
	W	L	Pct.	W	L	Pct.	
Nevada	15	3	.833	29	5	.853	L2
Utah State*^	15	3	.833	28	7	.800	L1
Fresno State	13	5	.722	23	9	.719	L1
San Diego State	11	7	.611	21	13	.618	L1
UNLV	11	7	.611	17	14	.548	L1
Air Force	8	10	.444	14	18	.438	L1
New Mexico	7	11	.389	14	18	.438	L1
Boise State	7	11	.389	13	20	.394	L1
Colorado State	7	11	.389	12	20	.375	L4
Wyoming	4	14	.222	8	24	.250	L1
San Jose State	1	17	.056	4	27	.129	L4

* - MW regular-season champions ^ - MW Tournament champion

2018-19

ALL-MOUNTAIN WEST MEN'S BASKETBALL TEAMS

First-Team All-Mountain West

Nico Carvacho, Jr., F/C, Colorado State
 Deshon Taylor, Sr., G, Fresno State
 Jordan Caroline, Sr., G/F, Nevada
 Caleb Martin, Sr., G, Nevada
 Sam Merrill, Jr., G, Utah State

Second Team All-Mountain West

Braxton Huggins, Sr., G, Fresno State
 Jalen McDaniels, So., F, San Diego State
 Devin Watson, Sr., G, San Diego State
 Neemias Queta, Fr., C, Utah State
 Justin James, Sr., G, Wyoming

Third-Team All-Mountain West

Lavelle Scottie, Jr., F, Air Force
 Justinian Jessup, Jr., G, Boise State
 Cody Martin, Sr., G, Nevada
 Anthony Mathis, Sr., G, New Mexico
 Kris Clyburn, Sr., G, UNLV

All-Defensive Team

Nico Carvacho, Jr., F/C, Colorado State
 J.D. Paige, Sr., G, Colorado State
 Deshon Taylor, Sr., G, Fresno State
 Jordan Caroline, Sr., F, Nevada
 Caleb Martin, Sr., G, Nevada
 Cody Martin, Sr., G, Nevada
 Jeremy Hemsley, Sr., G, San Diego State
 Kris Clyburn, Sr., G, UNLV
 Neemias Queta, Fr., Utah State

Honorable Mention All-Mountain West

Ryan Swan, Jr., F, Air Force
 Derrick Alston, So., G, Boise State
 J.D. Paige, Sr., G, Colorado State
 Nate Grimes, Fr., F, Fresno State

Player of the year: Sam Merrill, Jr., G, Utah State

Defensive Player of the Year: Neemias Queta, Fr., C, Utah State

Newcomer of the Year: Braxton Huggins, Sr., G, Fresno State

Freshman of the Year: Neemias Queta, Fr., C, Utah State

Sixth Man of the Year: Jazz Johnson, Jr., G, Nevada

Coach of the Year: Craig Smith, Utah State

MOUNTAIN WEST CHAMPIONSHIP TOURNAMENT RESULTS

First Round

#8 Boise State 66, #9 Colorado State 57
 #7 New Mexico 78, #10 Wyoming 68
 #6 Air Force 87, #11 San Jose State 56

Quarterfinals

#1 Nevada 77, #8 Boise State 69
 #4 San Diego State 63, #5 UNLV 55
 #2 Utah State 91, #7 New Mexico 83
 #3 Fresno State 76, #6 Air Force 50

Semifinals

#4 San Diego State 65, #1 Nevada 56
 #2 Utah State 85, #3 Fresno State 60

Championship

#2 Utah State 64, #4 San Diego State 57

FINAL 2018-19 RESULTS

RECORD:	OVERALL	HOME	AWAY	NEUTRAL
ALL GAMES	4-27	4-11	0-12	0-4
CONFERENCE	1-17	1-8	0-9	0-0
NON-CONFERENCE	3-10	3-3	0-3	0-4

DATE	OPPONENT	SCORE	ATTEND	HIGH POINTS	HIGH REBOUNDS
11/7/18	Life Pacific	W, 89-72	1427	(18) Ivey	(13) Steadman
11/10/18	Southern Utah	L, 59-66	371	(15) LeCesne	(14) Steadman
11/15/18	vs. Weber State	L, 77-85	--	(20) Anigwe	(13) Anigwe
11/17/18	vs. CSU-Bakersfield	L, 72-73	--	(22) Ivey	(8) LeCesne
11/18/18	vs. Central Michigan	L, 74-76	521	(13) LeCesne (13) Steadman	(7) Steadman
11/24/18	Santa Clara	L, 63-71	1665	(21) Steadman	(11) Steadman
11/28/18	Indiana State	L, 57-86	1523	(13) Steadman	(4) Anigwe (4) Barry
12/6/18	Bethune-Cookman	W, 67-65	1497	(15) Steadman	(13) Steadman
12/15/18	Northern Arizona	W, 79-74	1625	(23) Baumann	(13) Barry
12/18/18	at Stanford	L, 73-78	2821	(17) Steadman	(11) Steadman
12/21/18	at California	L, 80-88	3443	(18) Baumann (18) Barry	(13) Steadman
12/29/18	at Saint Mary's (CA)	L, 45-75	3500	(11) Barry	(7) Knight
1/2/19	*Fresno State	L, 53-73	1886	(18) Steadman	(10) Steadman
1/9/19	*at No. 10/11 Nevada	L, 53-92	10432	(10) Ivey	(12) Steadman
1/12/19	*Boise State	L, 64-87	1419	(16) Barry	(6) Barry
1/16/19	*Utah State	L, 63-81	1388	(29) Baumann	(6) LeCesne
1/19/19	*at UNLV	L, 56-94	8623	(14) Steadman	(7) Steadman
1/23/19	* at Wyoming	L, 46-59	5787	(11) Steadman	(8) Steadman
1/26/19	*Air Force	L, 71-73 (20T)	1498	(24) Steadman	(13) Chastain
1/30/19	*at Utah State	L, 73-103	6599	(20) Steadman	(9) LeCesne
2/2/19	*San Diego State	L, 56-67	2430	(14) LeCesne	(11) Steadman
2/9/19	*at Boise State	L, 57-105	3608	(16) Steadman	(12) Anigwe
2/13/19	*at New Mexico	L, 60-92	10469	(10) Baumann	(11) Chastain
2/16/19	*UNLV	L, 64-71	1658	(16) Steadman	(7) Steadman
2/20/19	*Colorado State	L, 70-91	1467	(14) Knight	(8) Steadman
2/23/19	*at Air Force	L, 68-82	2360	(21) Steadman	(17) Steadman
2/27/19	*New Mexico	W, 89-82	2053	(26) Baumann	(11) Steadman
3/2/19	*at San Diego State	L, 56-84	11258	(14) Chappell	(11) Steadman
3/6/19	*Wyoming	L, 71-81	2960	(27) Baumann	(10) Steadman
3/9/19	*at Fresno State	L, 81-121	7615	(21) Steadman	(9) Steadman
3/13/19	vs. Air Force	L, 56-87	5578	(15) Knight	(8) Steadman

ATTENDANCE SUMMARY	GAMES	TOTALS	AVG/GAME
HOME	15	24867	1658
AWAY	12	76515	6376
NEUTRAL	4	6099	1525
TOTAL	31	107481	3467

HONORS, SCORES & MORE



-A-	
Abbott, Bill, F	1952, 53
Adamson, Jan, C/F	1971, 72, 73
Adcock, Clifton	1929
Addison, Tito, G	1995, 96, 97
Adkins, Doug, G	1973
Albaugh, Glen, F	1952
Alexander, Dylan, G	2014
Allen, Art, C	1948
Allen, Jason, F	1991, 92, 93, 94
Allen, John, G	1939, 40, 41
Allen, Sam, F	1996
Alvarez, Moises, G	2002, 03
Anderson, Ed, G	1949
Anderson, Webb, F	1943
Anderson, William	1939
Andoh, David	2013
Andrade, Rudy, F	1940
Andreas, Al, G	1959, 1961
Anigwe, Christian, F	2019
Arnerich, Frank, G	1939
Arnerich, Lawrence	1934, 35, 36
Arrendondo, Angelo	1945
Ashmore, Bill, C/F	1977
Avina, Jack, G	1951, 52

-B-	
Bachman, Milton	1940
Bacon, Jahi, G	1995, 96
Badger, Milo	1945
Bahner, Leon, C	2016
Baker, Kweli, F	1995
Ballard, Matt, C	2011, 12
Baptiste, Duane, F	1951, 52
Barbary, Menelik, C	2006, 07
Barnes, Vance, G	1960, 61, 62
Barrett, Pat, G	1975
Barry, Oumar, C	2018, 19
Basor, Ivo, C	2015
Bates, Dennis, F	1961, 62, 63
Batiste, Troy, G	1990
Baumann, Noah, F	2018, 19
Beachman, Milt	1940
Belden, John, F	1950
Bendeich, Charles, C	1939
Berry, Bob, G	1939
Berry, Ricky, G/F	1986, 87, 88
Berta, Steve, F	1969
Beutler, Bruce, C	1965
Biddle, David	1934, 1935
Biglen, Jack, G	1953
Black, Dennis, G	1975
Black, Gary, F/G	2002
Bloom, Eric, G	2005
Blunt, Kevin, C	2000
Boe, Brent, F	1998
Boggs, Guin, G	1963, 66
Bondanza, Bob, G	1954, 55

Borg, Paul	1942
Borhesani, Bob, C	1955, 56
Bostock, Norm, G	1960, 61
Bowland, Kevin, G	1982, 83
Bowman, Cecil	1936
Boyce, E.J., G	2017
Boyle, John, F	1939
Boysen, Don, F	1941, 42
Brady, Dick, F	1952, 53, 54
Brady, Pete, F	1956
Branstrom, Marv, C	1956, 57, 58
Braun, Joe, C	1961, 62
Brennan, Jim, G	1966
Breuer, Cas	1943
Brooks, Andre, G	1990, 91
Brotherton, Mike, F/C	1991, 93, 94, 95
Brown, Demetrius, F	2004, 06
Brown, D.J., G	2012, 13, 14
Brown, Grover, G	1979
Brown, Jonathan, G	1982
Brown, Terrell, G	2017
Brunber, Bill, G	1954
Buggs, Kevin, G	2007
Burgos, Buster, G	1954
Burriesci, Sal, G	1953
Byrd, David, G	1980, 81

-C-	
Caballero, Oliver, C	2008
Caccitti, Remo	1934, 1935
Calvert, Phil, G	2002, 04
Campbell-Hall, LaRon, G	1996
Cancilla, Pete, G	1939
Cannon, Terry, G	1990, 91, 92, 94
Carlisle, Phil, F/C	1974
Carlisle, Nai, G	2018
Carmichael, John, C	1965
Carpenter, Arthur	1937, 38
Carpenter, Craig, G	1962, 63
Carpenter, Rick, G	1966, 67
Carroll, Frank	1937, 38
Carruth, Hal, F	1939, 40, 41
Carter, Stu, F	1940, 41, 42
Carter, Wil, F	2011, 12
Cartwright, Ernie	1945
Cassell, Bruce, G	1961
Chandler, Marquin, F	2004, 05
Chapman, Bob, F	1959, 60
Chappell, Zach, G	2019
Chastain, Ashtin, F	2018, 19
Chrisco, Bob, F	1955, 56
Christiansen, Bob, G	1967
Citta, Gene, G	1962, 63
Clark, Craig, C	1997
Clark, Elwood	1942, 43
Clark, George, C	1950, 51, 52
Clarke, Brandon, F	2016, 17
Clayton, Tom, F	1973

Clayton, Thomas, G	1992
Clegg, Bill, F	1965, 66, 67
Coleman, Carl	1930
Collins, Ben, G	2000
Columbo, Angelo	1942, 43
Concannon, Bart	1933, 34, 35
Copeland, Gavin, G/F	1993
Corl, Vic, G	1960, 1961
Countryman, Norman	1931, 32, 33
Cozad, Jared, G	2006
Craig, Elmer, G	1951, 1952
Crampton, Chuck, F	1949, 50, 51
Crane, Tom, G	1954, 55, 56
Crawford, William	1935, 36, 37
Crowe, Robert, F	1949, 50, 51
Crowley, Bill, F	1941
Crump, Philip, G	1991
Cruze, Jim, F	47, 48, 49
Cunningham, Chris	2013, 14

-D-	
Dahl, Rolf, F	1962
Dalbey, Art, C	1960
Daniels, Dwain, G	1987, 88, 89, 90
Darnell, Rick, C	1975
Davis, Phil, G	1977, 78
Davis, Ryan, G	2002
De La Nuez, Alfonso, G	1992
Deming, Lee, F	1951, 52
Denevi, Pete, G	1948
Denzer, Clarence, C	1966
Denzer, Dee, C	1967
DeSelle, Melvin	1934, 35, 36, 37
DeShong, Lee, F	1968, 69
Desiano, Tom, G	1989, 90
Diaz, Eddie, G	1956, 57, 58
Diedricksen, Roy, F	1941, 42, 43
Dietrick, Coby, F	1968, 69, 70
Dixon, Anthony, G/F	2010
Dixon, Michael, G	1982, 83, 84, 85
Dockery, Dave, F	1970, 72, 73
Dolin, Darrell, F	1963
Donnelly, Bill, G	1941
Douglas, Calvin, G	2011, 12
Downs, David	1933, 34, 35, 36
Drexel, Karl	1935, 36
Dunasky, Al, F	1953
Dunlap, Robert, C	1990, 91, 92
Duran, Robin, G	1966, 67, 68

-E-	
Eames, Steve, F	1968
Edwards, Don, F	1952, 53
Edwards, Harry, C	1962, 63, 64
Egans, David, G	2000
Egeland, Gil, F	1956, 57, 58
Elam, Alex, G/F	2005, 06
Embree, Jim, C	1958, 59, 60

Enzensperger, Bob, C	1947, 48, 49, 51
Erceg, John, F	1955, 56
Erickson, Keith, F	1966
Eubanks, Gary, G	1976
Evans, Oliver	1930
Evans, Bobby, G	1983, 84, 85, 87
Evans, Stony, F	1984, 85
Everage, Keith, F	2003
-F-	
Fair, Mike, C	1974
Fair, Ron, C/F	1974, 75, 76
Farmer, Tony, F	1988
Farris, Ward, G	1982, 84, 85, 86
Faussel, Don, C	1954
Ferrante, Roberto, F	1979
Figone, Ernie, F	1940
Filice, Pete, F	1941, 43
Fisher, Keith, G	2018
Fitzgerald, Ned, F	1958, 59
Flake, Jim, G	1941
Flattley, Merle, F	1954
Fleming, Kevin, F	2006, 08
Fleming, Matt, F	1984, 85
Ford, George, C/G	1940
Fowler, Donald	1930, 31
Francis, Jim	1933
Frenchwood, Joe, G	1992
Friar, Steve, F	1976
Fulton, Ralph	1936
-G-	
Gainza, Dave, G	1971, 72
Gamboia, Willie	1942, 43
Gamulin, Jack, F/G	1973, 74
Garcia, Elbert	1937, 38
Gardiner, Andrew, F	1991, 92, 93, 94
Gardner, Tyree, G	2005, 06
Garrett, Louis	2013
Garrett, Mike, G	2000, 01
Gaynor, II, Darryl, G	2015
George, Cecil	1931, 32, 33
Gibson, Frank	1933, 34
Giles, Dean, F	1949, 50, 51
Gleason, Jack, G	1965, 66
Goins, Darion, G	2007
Gooch, Rocky	1970
Goodell, Earl	1929, 31, 32
Goodere, Jeff	1964
Goodwin, Ray, F	1955, 56
Graham, Arthur, C/F	1980
Graham, Justin, G	2008, 09, 10, 11
Granucci, David, C	2001, 02
Graves, Al	1970
Gray, Bill, F	1974
Green, Harvey, F	1955
Greene, Darren, F	1993, 94, 95, 96
Gresham, Gary, C	1962, 64, 65
Griffin, Eric, F	1999, 00

Griffith, Glen, C	1954
Griggs, Bob	1964
Groskopf, Irving, C	1940
Groves, Dick, F	1968, 69
Guenther, Chris, G	1969, 70
Gugat, Rich	1964
Guilbeaux, Kareem, G	2003, 04, 05
Gwartney, John, G	1962
-H-	
Hagen, Bob, F	1947, 48, 49
Hague, George	1933
Hale, Bobby, G	1968
Hamilton, Guy, G	1973
Hamm, Pat, F	1969, 70, 71
Hammonds, Kaison, G	2019
Hammonds, Roy, F	1994, 95
Haney, George	1937, 38
Haney, Steve, G	1988
Hansen, Tommy, F	1957
Hardy, Charles, G	1955
Harris, Denny, F	1954, 57, 58
Hawkins, Brandon, G	2002, 03
Haynes, Tracy, G/F	1976, 77, 78
Helbush, Bill, G	1941, 42
Henry, C.	1959
Henson, Joe, C	2010, 11
Hicks, Gary, F/C	1974
Higgins, Bill, C	1965
Hill, Jamon, G	2007, 08
Hill, Ray, G	1974
Hill, Stan, C	1977, 78
Hillman, Darnell, C	1969
Hillsman, Jaycee, G	2016, 17, 18
Hite, Rick, G	1997
Hjelm, Bud, C	1953, 54, 55
Hodgson, Hamilton, F	1938, 39
Hodgson, Newt, F/C	1953
Hogue, Earl, F/G	1974, 75, 76
Hokyo, Dave, G	1973
Holloway, Lance, F	2006, 07, 08
Holmberg, Malcolm	(1934, 36
Holman, Tim, G	1967, 68, 69
Holmes, Ted, G	1947
Holt, Bryan, G	1985
Hood, Al, F	1954, 55
Hooton, George	1945
Hope, Bill, C	1940
Howard, C.J., G	1969, 70, 72
Hubbard, Bill	1929
Hubbard, Wesley	1934
Hughes, Chuck, C	1947, 48
Hunter, Ivory Joe, G	1992
-I-	
Inman, Stu, G/F	1947, 48, 49, 50
Isenberger, Melvin	1934, 35, 36
Ivey, Brae, G	2019

-J-	
Jackson, Lloyd	1933
Jackson, Mickey, F	1979, 80
James, Jalen, G	2014, 16, 17, 18
Jancsi, Al, G	1963, 64
Jang, Brian, G	1993
Jenkins, James, F	2002
Jensen, Lee, G	1951, 52, 53
Johnson, Frank, G	1977, 78
Johnson, Johnny, F	1989
Johnson, Ontario, G	1985, 86
Johnson, Ralph	1937, 38
Johnson, Richard	1935, 36
Johnson, Thayer, F	1952
Jones, Chris, G/F	2010, 11, 12
Jones, Darryl, G/F	1982
Jung, Eugene	1930, 31
-K-	
Kalas, Oldrich	1930, 31, 32
Kamen, Brylle, F	2011
Kane, John, F	1948
Kearns, Lloyd, G	1962, 63
Keating, John, G	1965, 66, 67
Keeley, Warner, C/G	1939, 40
Keene, George, F	1948
Kennett, Brad, F	1998, 99
Kerchen, Donovan	1931
King, George, F	1954, 55, 56
Kinney, James, G	2012
Kinzie, Bill	1964
Kmetovic, Fred, C	1941
Konrad, Pete, F	1965
Kotta, Gus, F	1939, 40
Knight, Seneca, G/F	2019
-L-	
Labetich, Ron, G	1963, 64, 65
Landram, Billy, F	2000, 01
Lamson, Bill, F	1954, 55
Larson, Bob, C	1958
Lathos, Tom, F	1941
Lawrence, Antonio, F	2003
Laws, Aubrey	1929
Lazer, Charles	1945
Laznibat, John	1930, 31, 32
LeCense, Craig, F	2019
Lefever, Bud, F	1968
Leibrandt, Henry	1932, 33, 34
Lenzen, Brian, G	1977
Leslie, Wallace	1931
Lewis, Bill, G	1939
Lilly, Brett, F	2003, 04
Lindsey, Fred, G	1941
Lindstedt, Daniel	1930
Linsten, Bob, F	1963
Lister, Bob, C	1961

Locatelli, Andy, G	1955
Logan, Kevin, F	1990, 91, 92, 93
Lovell, Glen, F	1952
Lowden, Tom, F	1957
Lowe, Ron, G	1978
Lowery, Thomas, F	1997
Lundquist, Arney, C	1957, 58, 59
Lundquist, Justin	1940
Luque, James	1936, 37, 38

-Mc-

McCaslin, Don, F	1945, 49, 50
McConnell, Don, F	1966, 67, 68
McConnell, Porter	1943
McCullough, Shane, G	1990
McCullough, Shawn, G	1998, 99
McFadden, Michael, G	2004, 05
McFarland, Bill	1945
McGrath, Joe, G	1959, 60
McKean, Steve, G	1968, 69, 70
McKnight, Brad, F	1995
McKoy, Geary, G	1977, 78
McNealy, Chris, F	1981, 82, 83
McPeak, Rod, F	1954
McPherson, Craig, F	1989
McPherson, Walt, F	1936, 37, 38
McTigue, Tom, F	1981

-M-

Maestri, Frank, G	1940
Magetti, Ed, F	1947
Mahoney, Danny, G	2015
Main, Richard	1937
Maloney, Thomas	1929, 30
Malkin, Dave, G	1968, 69
Mann, Dennis	1937
Manumaleuna, Frank, F	1979
Marc, Dennis, C	1960
Marcipan, Jack	1945
Marks, Ernest, G	1948
Marshall, Greg, F	1989
Marshall, Tom	1933
Martin, Frank, G	1982, 83
Martinet, Pierre	1943
Martinez, Tony	1936, 37, 38
Mathiesen, Martin	1931, 32, 33
Matthews, Larry, G	1953
Melhoff, Wilmer	1945
Mendez, Mike, G	1978, 79, 80, 81
Mercer, John, F	1962
Mertens, Maik, C	1998, 99
Meyer, Jim, C	1967, 68
Mickey, Ken, G	1974, 76, 77
Miller, Pete, G	1974, 75
Miller, Ross, F	1994, 95
Misko, Matt, C	2005, 06
Mitchel, Lossie, G	1993, 94
Mitchell, Brandon, F	2014, 15, 17

Mitchell, Fred, G	1960
Moor, Aalim, G	2011, 13
Moore, Jim, F	1940, 45
Moore, Maurice, G	2003, 04
Moore, Michael, G	1981, 82
Morati, Dino	1938
Morgan, Junior, C	1947, 48, 49, 50
Morgan, Kerlin, F	1947, 48
Mortara, Steve, G	1969, 70
Morton, Nat, F	1940
Muhammad, Rashad, G	2014, 15
Murray, Shaun, F/C	1998, 99
Murrey, Doug, G/F	1978, 79, 80, 81

-N-

Newell, Pete, F	1964, 65, 66
Newlove, Al, G	1940
Nichols, Isaiah	2017, 18, 19
Niemann, Fred, C	1953, 56
Norwood, Keith, F	1983, 84
Nose, Hank, G	1956
Nye, Bob, G	1962
Nyquist, Buzz, F	1969, 70

-O-

Oakes, Chris, C	2008, 09, 10
O'Brien, Mike, G	1959
O'Brien, Ron, G	1952
Okunrinboye, Bim, G	2001, 02, 03, 04
Oliver, Adrian, G	2009, 10, 11
Olson, Charles	1936
Olson, Marvin	1936
Olson, Milford	1932
O'Mohundro, Don, F	1961
Onwas, Princeton, G	2016
Orndorff, Don, F/C	1972, 73, 75
Owens, Reggie, F	1985, 86, 87
Owens, Robert, G	2009, 10

-P-

Palmer, Russ, F	1973, 74, 75
Parrott, Don, F	1956
Pasquinelli, Art, G	1957, 58
Paul, Dave, F	1971
Paullus, Earl, G	1941
Pennington, LaVanne, G	2012, 13
Perez, Carlos, C/F	1963
Perry, Anthony, G	1986, 87, 88
Perry, John, G	1957
Peterson, Greg	1964
Peterson, Mac, G	2008, 09, 10
Phifer, Paul, F	1982, 83
Pierce, Tim, F	2007, 08, 09
Pifferini, Bob, G	1947
Piller, Roger, F	1960
Pollard, Matt, C	2014
Pope, Trevor, G	1962
Ponti, Norm, C	1954, 55
Powell, Art, F	1957

Powell, Cory, F	2000, 01
Powell, R.J., G	1999, 2000
Prescott, Stedman, F	1950, 51
Preston, Junior, G	1999
Pritchett, Sly, G	1978
Pruitt, Isaja, F	1973
Puou, George, F	1984, 85, 86, 87
Puzar, Mike, C	1989
Pyle, Milt, G	1939

-Q-

Quinet, Brad, G	1995, 97
Quinn, Rick, F/G	1976, 77
Quinney, Michael, G	1998, 99

-R-

Radunich, William, F	1938
Rank, Wally, F	1977, 78, 79, 80
Rano, Denny, G	1957, 58
Rapp, Howard, G	1953, 54
Rea, Paul	1932
Reason, Jimmy, F/C	1982
Reed, Sam	1929
Reeser, Larry, G	1959
Reich, Terry, G	1967
Rhode, Jim, C	1955
Richardson, Julian, G	2006, 07
Richmond, Terrance, G	1999
Riordan, Jack	1937, 38
Robertson, Bill, F	1961, 62, 63
Robinson, Bert	1943
Robinson, Ivan, C	1947
Robinson, Tim, G	1969, 70
Robinson, Vic, G	1941, 42
Rodriguez-Flores, Brian, G	2019
Rogers, Frank, F	2016
Romero, Ralph, G	1947, 48, 49, 50
Romine, Dick, F	1961
Rose, Robert	1938
Rowley, Jack, F	1956, 57
Russo, John, G	1979, 80
Ryan, Gary, G	1960, 61
Rye, Don, G	1957, 58

-S-

Saffold, S.T., F	1964, 65, 66
Saint-Jean, Olivier, G/F	1996, 97
Sanchez, Manuel	1938
Sanders, Ben, G	1999, 00
Saulny, Eric, G	1973
Saunders, Ed, G	1980, 81
Schilleci, Paul, C	1979
Schlink, Steve, F	1965, 66, 67
Schorr, Mort, G	1950, 51, 52
Schwendinger, Dick, G	1953, 56
Schwartz, Cody, F	2016, 17
Scott, Bob, C	1968, 69
Scott, Daryl, C	1990, 92, 93
Scott, Rodney, G	1987, 88
Scott, Wesley	1934

TERWINNERS

Seandel, Aaron, G	1949
Shamburger, Keith, G	2011, 12
Shaw, Tony, G/F	1979
Sheehan, Pete, G	1967
Shepard, Bill	1945
Shepherd, Les, G	1993, 94
Sheppard, Robert	1945
Siebert, Menno, C	1941
Simmons, Caleb, G	2018
Simon, Al, G -	1959
Simon, Herb, G	1986
Simpson, Mel, F	1963, 64
Sims, Eddie, C/F	1963
Sincock, Steve, F	1976, 77
Singer, Ryan, F	2015
Skillern, Ray, G	1961
Skinner, Johnnie, G	1971, 72, 73
Slattery, Treacy, F	1939
Smersfelt, Hal, F	1939, 40
Smith, Bill	1943
Smith, Dennis, G	1965
Smith, Haven	1937, 38
Smith, Justonn, G	2006, 07
Smith, Kenny, F	2006
Smith, Stephon, F	2012, 13
Smith, Trey, G	2019
Sonnenberg, Scott, G	2001, 03
Sonntag, Hal, F	1942, 43, 47
Sorensen, Kris, F	1971
South, Bobby, G	1947, 48
Spence, Jim, F	1968
Spencer, Carlton, G	2006, 07
St. Julien, Michael, F	1991
Stack, Brian, F	1947, 48
Staley, Wayne	1942, 43
Steadman, Michael, F	2019
Steinbach, Bob, F	1953, 54
Stevens, Mike, C	1975
Stevens, Robert	1931
Stevenson, Wes, G	1947
Stokes, Bert	1941
Strong, Don, G	1972
Sturz, Charles, G	1940, 41, 42
Sullivan, Dan, F/G	1979, 80
Svoboda, Jan, F	1987, 88, 89
Swarbrick, Steve, C	1976, 77, 79, 80

-T-	
Tanner, Mark, G	1976
Tarrants, Frank, C	1964, 65, 66
Taylor, B.	1943
Taylor, G	1929
Taylor, Judson	1934, 35
Taylor, Rich, F/C	1995, 96, 97
Taylor, Robert, F	1943, 47
Terrell, Charles, G	1990, 91
Texdahl, Don, F	1941
Thomas, DeVonte, F	2006, 07, 08, 09
Thomas, Gerald, C	1984, 86, 87, 88

Thomas, Ivor	1938
Thomas, Kevin, F	1981, 82
Thomas, Kyle, F	2010
Thomas, Lloyd, G	1939
Thomason, Bob, F	1949, 50
Thornton, Isaac, G	2014, 15, 16, 17
Thurmond, Marion, C	2001, 02
Titchenal, Bob, C	1939
Ton, Garrett, F	2011, 12
Tornell, Deward, G	1939, 40, 41
Trawick, Will, F/C	1998, 99
Tribble, Ron, G	1969
Tueller, Dallas	1933

-U-	
Urhammer, Dick, C	1939, 40, 41
Ulrey, Buzz, G	1958, 59
Uthoff, Ed, C	1981, 82, 83
-V-	
Vagts, Adam	1930, 1931
Valentine, Andre, G/F	2001, 02
VanKirk, Mike	2013
Veasey, Bernie, F	1968, 69, 70
Vinson, Greg, C	1982, 83

-W-	
Wacholz, Stan, F	1952, 53, 54
Wagner, George, F	1956, 57, 58
Walker, Dan, G	1970, 71, 72, 73
Walton, Eric, F/C	2003, 04
Ward, Ron, F/G	1977
Warner, Dwayne, F	1982, 83
Wasserburger, Mike, G	1990, 91
Washington, Willie, F	1947
Waterman, Jim, F	1947
Waters, Dietrich, C	1986, 87, 88
Watson, Burt	1937
Watson, Donta, G	2005
Watson, Vic, G	1983
Webb, Mike, F/G	1970, 72, 73
Webster, C.J., F	2008, 09, 10
Weck, Daniel	1945
Welage, Ryan, F	2016, 17, 18
Welch, Jack	1945
West, Jim, C	1949
West, Keith, G	2003
Whelihan, Jim, F	1959, 60
White, Cheo, G	2005
Wilborn, Terence, F	1995
Williams, Atiba, G	1993, 94
Williams, Carroll, G	1953, 54, 55
Williams, Carter, C	1959
Williams, Darnell, F	2000, 01
Williams, Eric, G	1984
Williams, Jr., Gary	2016, 17
Williams, George, F	1988
Williams, Jaleel	2013, 14, 15
Williams, John, G	2009
Williams, Marmet, G	1995, 96, 97, 98

Williams, Sid, F/C	1978, 79, 80, 81
Wilson, Billy, C/G	1947, 48, 49, 50
Wilson, Danny, G	1957
Wilson, Devante, G	2014
Wilson, Jerelle, G	2010
Wilson, Kyle, G	2004
Wilson, Wynn, G	1975
Wing, Eddie	1934, 35, 36
Woffington, John, G	1941
Wolfe, Don	1943
Woodfin, Ray, G	1968, 69
Wooldridge, Kerry, F	2007
Wright, DaShawn, G	2008, 09
Wuesthoff, Bob, G	1947, 48, 49, 50
Wunker, Swift, F	1948
Wyatt, Herm, C	1953, 57
Wyatt, Lance, F/C	1984, 85, 86

-Y-	
Yonge, Bill, G	1961, 62, 63
Young, Kenne, F/C	1988, 90

-Z-	
Zavala, Javier, G	1993, 94
Zeigler, Mitchell, F	1972
Zemaneck, M.	1942, 43
Zimmerman, Leroy, C	1938, 39

Note: Current criteria to earn a letter award in men's basketball are:

a.) Playing time in at least half of a team's games in a season, or,

b.) A minimum of 150 minutes of playing time

INDIVIDUAL RECORDS

POINTS

Game 42, Adrian Oliver, vs. Puget Sound, Dec. 22, 2011
Half 30, Adrian Oliver, vs. Puget Sound, Dec. 22, 2011
Season 743, Adrian Oliver, 31 games, 2011
Season Average 24.2, Ricky Berry, 29 games, 1988
Career 1,767, Ricky Berry, 84 games, 1986-88
Career Average 21.9, Adrian Oliver, 80 games, 2009-11
30 or more, Consecutive 2, Adrian Oliver, Feb. 12,
..... vs. Nevada, & Feb. 15, 2011, vs. Montana State
..... 2, Adrian Oliver, Feb. 22,
..... vs. Seattle U., & Feb. 25, 2010, vs. Nevada
..... 2, Adrian Oliver, Dec. 9,
..... vs. Cal State Bakersfield & Dec. 18, 2009, at UC Irvine
..... 2, Marquin Chandler, Jan. 29, vs. Rice & Feb. 5, 2005 vs. Hawaii
..... 2, Olivier Saint-Jean, Jan. 23,
..... at Wyoming & Jan. 25, 1997, at Colorado State
..... 2, Olivier Saint-Jean, Feb. 10,
..... at Tulsa & Feb. 13, 2005 at Air Force
30 or more, Season 8, Adrian Oliver, 31 games, 2010
30 or more, Career 17, Adrian Oliver, 80 games, 2009-11

FIELD GOALS MADE

Game 17, Stan Hill, vs. Sacramento State, Jan. 5, 1978
Game Percentage 100.0 (10-10), Mike Brotherton, vs.
..... New Mexico State, Feb. 23, 1991
Season 250, Ricky Berry, 29 games, 1988
Season Percentage 63.9 (131-205), Mickey Jackson, 1980
Career 619, Ricky Berry, 84 games, 1986-88
Career Percentage 60.5 (328-542), Brandon Clarke,
..... 61 games, 2016-17
Multi-Game, Consecutive 11, Menelik Barbary, vs.
..... Portland (3-3, second half), Cal Poly (6-6), San Diego (2-2),
..... Nov. 11, 2005 through Nov. 23, 2005
One-Game, Consecutive 10, Mike Brotherton, vs.
..... New Mexico State, Feb. 23, 1991

3-POINT FIELD GOALS MADE

Game 8, Noah Baumann, vs. New Mexico, 2/27/2019
Game, Consecutive 7, Adrian Oliver,
..... vs. Puget Sound, Dec. 22, 2011
Consecutive 8 (3 vs. Rice & 5 vs. Hawaii), Marquin Chandler,
..... Jan. 29 through Feb. 5, 2005
Opponent, Game.... 10 (10-16), Braxton Huggins, Fresno State, Mar. 9, 2019
Season 81, Noah Baumann, 31 games, 2018-19
Season, Consecutive Games Streak 29, Noah Baumann, 2018-19
Career 161, Ryan Welage, 91 games, 2015-18
Season, Percentage 46.0 (40-87), Noah Baumann, 2017-18
Career, Percentage 45.9 (113-246), Ricky Berry, 1986-88

FIELD GOALS ATTEMPTED

Game 33, Buster Burgos, vs. Arizona, Dec. 18, 1953
Season 514, Johnnie Skinner, 25 games, 1971
Career 1,536, Stu Inman, 123 games, 1947-50

3-POINT FIELD GOALS ATTEMPTED

Game 17, Michael Quinney, vs. Fresno State, Feb. 18, 1998
Opponent, Game 17 (2x), last, KJ Feagin, Santa Clara, Dec. 21, 2017
Season 202, Tim Pierce, 32 games, 2008
Career 471, Tim Pierce, 86 games, 2007-09

FREE THROWS MADE

Game 24, Brandon Hawkins,
..... vs. Mount Saint Mary's, Dec. 22, 2001
Game Percentage 100.0 (16-16),
..... Carroll Williams, vs. Loyola (Calif.), Jan. 22, 1955
Opponent, Game Percentage 100.0 (12-12),
..... Cecil Brown, UC Santa Barbara, Feb. 18, 2006
Season 188, Adrian Oliver, 31 games, 2010
Season Percentage 88.7 (188-212), Adrian Oliver, 2010
Career 442, Adrian Oliver, 80 games, 2009-11
Career Percentage 83.6 (442-529), Adrian Oliver, 2009-11
Consecutive 31, Carroll Williams, 4 games, Jan. 14-28, 1955

FREE THROWS ATTEMPTED

Game 31, Brandon Hawkins,
..... vs. Mount Saint Mary's, Dec. 22, 2001
Opponent 16, Antonio Meeking, Louisiana Tech, Feb. 8, 2003
Season 225, Carroll Williams, 27 games, 1954
Career 552, Carroll Williams, 75 games, 1953-55

REBOUNDS

Game 28, Marv Branstrom, vs. Arizona State, Dec. 4, 1956
Opponent, Game
..... 28, Paul Millsap, Louisiana Tech, Feb. 15, 2006
Season 376, George Clark, 23 games, 1952
Season Average 16.4 (376), George Clark, 23 games, 1952
Career 864, Marv Branstrom, 76 games, 1955-57
Career Average 11.42, George Clark, 75 games, 1950-52

ASSISTS

Game 17, Ken Mickey, vs. Illinois State, Jan. 12, 1977
Season 203, Ken Mickey, 29 games, 1977
Season Average 7.0, Ken Mickey, 29 games, 1977
Career 508, Justin Graham, 119 games, 2008-11
Career Average 5.8, Ken Mickey, 82 games, 1975-76

BLOCKED SHOTS

Game 9, Menelik Barbary, vs. Idaho, Mar. 6, 2007
Season 77, Brandon Clarke, 30 games, 2016-17
Career 127, Gerald Thomas, 113 games, 1984, 1986-88

STEALS

Game 6, Brae Ivey, vs. New Mexico, Feb. 27, 2019
..... 6, Justin Graham, vs. Santa Clara, Dec. 10, 2010
..... 6, Carlton Spencer, vs. New Mexico State, Jan. 27, 2007
..... 6, Antonio Lawrence, vs. CS Monterey Bay, Dec. 7, 2002
..... 6, Ben Sanders, vs. Pepperdine, Jan. 2, 1999
..... 6, Olivier Saint-Jean, vs. San Diego State, Feb. 1, 1997
..... 6, Brad Quinet, at Portland, Dec. 14, 1996
Season 73, Justin Graham, 32 games, 2011
Career 209, Justin Graham, 119 games, 2008-11

"DOUBLE-DOUBLES" (since 1969)

Season 13, Coby Dietrick, 1970
Consecutive 9, Coby Dietrick, 1970
Career 25, Chris McNealy, 81 games, 1981-83

"TRIPLE-DOUBLES"

Season 1, Jalen James (12 points, 13 rebounds, 10 assists)
..... at Houston December 7, 2013
..... 1, Brandon Hawkins (18 pts., 11 rebs., 10 assists.)
..... vs. Notre Dame De Namur Dec. 18, 2001

TEAM RECORDS

WINS

Season	23 (23-9), 1948
Season, Fewest	0 (0-6), 1918
Winning Percentage857 (18-3), 1925
Wins, Consecutive	9, Jan. 30, 1948-Feb. 20, 1948
.....
.....	9, Feb. 24, 1949-Dec. 15, 1949
Wins, Home Consecutive	12, Jan. 30, 1951-Jan. 3, 1952

POINTS

Game	128, vs. Life Pacific College, Dec. 22, 2015
Game, Opponent	119, TCU, Feb. 7, 1998
.....	119, Purdue, Dec. 19, 1972
Game, Fewest	21, vs. San Francisco Olympic Club, 1936
Half	66 (1st Half), vs. Life Pacific College, Dec. 22, 2015
Half, Opponent	61 (2nd half), TCU, Feb. 7, 1998
Half, Fewest	8, vs. Stanford, 1937
.....	8, vs. Santa Clara, 1937
Overtime Period	15 (1st OT), at Idaho, Feb. 3, 2011
Overtime Period, Opponent	15 (1st OT), Idaho, Feb. 3, 2011
Season	2,391 (33 games), 2011
Season Average	82.4 (1978 points, 24 games), 1969

FIELD GOALS MADE

Game	51, vs. Idaho State, Dec. 10, 1966
Game, Fewest	8, vs. Santa Clara, 1936
Game, Opponent	50, TCU, Feb. 7, 1998
Half	27, vs. Idaho State, Dec. 10, 1966
Half, Fewest	2, vs. Santa Clara, 1937
Percentage, Season	49.3 (764-1547), 29 games, 1980
Percentage, Game	72.1 (44-61) vs. Humboldt State, Nov. 28, 1975
Percentage, Half	77.3 (17-22) vs. Memphis State, Jan. 26, 1988
Season	894 (894-1835), 29 games, 1975
Season, Fewest	438 (438-1293), 27 games, 1959

3-POINT FIELD GOALS MADE

Game	15, at Utah State, Jan. 4, 2014
Percentage, Game	72.7 (8-11) at Montana, Dec. 5, 1998
Percentage, Half	100.0 (6-6) at Montana, Dec. 5, 1998
Opponent, Game	18 (2x), last at Boise State, Jan. 24, 2018
Opponent, Percentage, Game	72.7 (8-11), Santa Clara, Dec. 1, 1998
Opponent, Percentage, Half	85.7 (6-7), Pepperdine, Jan. 2, 1999
Season	265 (265-797), 31 games, 2014
Opponent, Season	231 (231-676), 33 games, 2011

FIELD GOALS ATTEMPTED

Game	107, vs. Nevada, Dec. 8, 1968
Half	57, vs. Nevada, Dec. 8, 1968
.....	57, vs. Idaho State, Dec. 10, 1966
Season	2092, 30 games, 1950-51

3-POINT FIELD GOALS ATTEMPTED

Game	40 (10-40), vs. James Madison, Nov. 17, 2013
Opponent, Game	43, Utah State, Feb. 28, 2018
Season	797 (265-797), 31 games, 2014
Opponent, Season	676, 33 games, 2011

FREE THROWS MADE

Game	42, vs. Mount Saint Mary's, Dec. 22, 2001
Game, Fewest	0, at Nevada, Feb. 14, 2007
Opponent, Game, Fewest	0, Louisiana Tech, Feb. 8, 2007
Half	26, vs. St. Mary's (Calif.), Feb. 14, 1955
Season	568, 33 games, 2011
Percentage, Season	75.4 (568-753), 33 games, 2011

..... 11.1 (1-9), at Stanford, Dec. 10, 1988

Worst Percentage, Season	57.3 (289-504), 25 games, 1952
Worst Percentage, Game	00.0 (0-2), at Nevada, Feb. 14, 2007
.....	11.1 (1-9), at Stanford, Dec. 10, 1988
Percentage, Game	100.0 (18-18), vs. Tulsa, Feb. 29, 2004
Percentage, Half	100.0 (14-14), vs. Nevada, Jan. 3, 1995
.....	100.0 (14-14), vs. Pacific, Feb. 4, 1978

FREE THROWS ATTEMPTED

Game	61, vs. Mount Saint Mary's, Dec. 22, 2001
Game, Fewest	2, at Nevada, Feb. 14, 2007
Half	37 (second half), vs. Mount Saint Mary's, Dec. 22, 2001
Half, Fewest	0, at San Diego State, Feb. 25, 2014
Season	777, 27 games, 1954
Season, Fewest	413, 25 games, 1933

REBOUNDS

Game	86, vs. Oregon, Jan. 3, 1952
Game, Fewest	17, at Utah, Jan. 23, 1999
.....	17, Stanford, Dec. 10, 1988
Half	45 vs. Oregon, Jan. 3, 1952
Half, Fewest	4, at Utah, Jan. 23, 1999
Season	1,492, 25 games, 1952
Season, Fewest	821, 26 games, 1982
Season Average	59.1, 25 games, 1952

ASSISTS

Game	30, vs. Antelope Valley, Nov. 10, 2017
Game, Fewest	3, at Boise State, Jan. 25, 2014
.....	3, at UC Santa Barbara, Jan. 16, 1995
.....	3, at CS Long Beach, Jan. 14, 1995
Opponent, Game	35, at Kentucky, Mar. 14, 1996
Season	512, 29 games, 1977
Season, Fewest	260, 30 games, 1950
Season, Average	17.7, 29 games, 1977
Opponent, Season	507, 31 games, 2010
20+, Consecutive Games	4
.....	21 vs. Toledo, Nov. 25, 2015
.....	21 vs. San Diego, Nov. 27, 2015
.....	20 at Alaska Anchorage, Nov. 28, 2015
.....	21 vs. Antelope Valley, Dec. 2, 2015

BLOCKED SHOTS (Since 1986)

Game	11, vs. Idaho, Mar. 6, 2007
Opponent, Game	13, Michigan State, Dec. 19, 2007
.....	13, SMU, Feb. 6, 2003
Season	125, 30 games, 2016-17
Season, Fewest	28, 28 games, 2003
Opponent, Season	138, 29 games, 2005

STEALS (Since 1986)

Game	20, vs. Menlo, Nov. 27, 1998
Opponent, Game	19, New Mexico State, Feb. 24, 1990
Season	226, 28 games, 1986
Season, Fewest	115, 26 games, 1998
Opponent, Season	223, 32 games, 2008

POINTS

San José State player	42, Adrian Oliver, vs. Puget Sound, Dec. 22, 2010
Opponent player	44, Lee Nailon, TCU, Feb. 7, 1998
San José State	128, vs. Life Pacific College, Dec. 21, 2015
Opponent	119, TCU, Feb. 7, 1998
Half, most points	66 (1st Half), vs. Life Pacific College, Dec. 22, 2015
Half, most opponent points	61 (2nd half), TCU, Feb. 7, 1998
Overtime, most points	27 (four overtimes, 6-10-8-3), vs. Boise State, Jan. 6, 2011
Overtime, most points in one period	14, vs. TCU, Feb. 24, 2001
	14, vs. Fresno State, Jan. 17, 1991
Opponent, overtime, most points	28 (four overtimes, 6-10-8-4), Boise State, Jan. 6, 2011
Opponent, overtime, most points in one period	15, Rice, Feb. 1, 2003

FIELD GOALS

San José State player	14, Olivier Saint-Jean, vs. Wyoming, Feb. 22, 1997
	14, Sam Allen, vs. CS Fullerton, Mar. 3, 1996
Opponent player	19, Lee Nailon, TCU, Feb. 7, 1998
San José State	44, vs. Life Pacific College, Dec. 22, 2015
Opponent	50, TCU, Feb. 7, 1998

FIELD GOALS ATTEMPTED

San José State player	27, Adrian Oliver vs. Santa Clara, Dec. 10, 2010
Opponent player	31, Lee Nailon, TCU, Feb. 7, 1998
San José State	85, vs. Boise State, Jan. 6, 2011
Opponent	88, TCU, Feb. 7, 1998

3-POINT FIELD GOALS

San José State player	8, Noah Baumann, vs. New Mexico, Feb. 27, 2019
Opponent player	8, Les Tyler, UC Davis, Dec. 20, 2011
	8, Ross Schraeder, UC Irvine, Dec. 17, 2004
San José State	14, vs. Louisiana Tech, Jan. 13, 2005
San José State, percentage (min. 10 made)	60.0 (12-20), New Mexico State, Jan. 23, 2010
Opponent	16, Colorado State, Feb. 20, 2019
Opponent, percentage (min. 10 made)	66.7 (10-15), Fresno State, Feb. 3, 2001

3-POINT FIELD GOALS ATTEMPTED

San José State player	17, Michael Quinney, vs. Fresno State, Feb. 18, 1998
	17, Michael Quinney, vs. TCU, Feb. 7, 1998
Opponent player	17, Dante Swanson, Tulsa, Jan. 30, 2003
San José State	36, UC Davis, Dec. 18, 2013
Opponent	47, Air Force, Jan. 26, 2019

FREE THROWS

San José State player	24, Brandon Hawkins, vs. Mount Saint Mary's, Dec. 22, 2001
Opponent player	13, Aaron Wilhite, CS Fullerton, Jan. 14, 1991
Opponent, game percentage	100.0 (12-12), Cecil Brown, UC Santa Barbara, Feb. 18, 2006
San José State	42, vs. Mount Saint Mary's, Dec. 22, 2001
Opponent	33, Nevada, Dec. 27, 2001

FREE THROWS ATTEMPTED

San José State player	31, Brandon Hawkins, vs. Mount Saint Mary's, Dec. 22, 2001
Opponent player	18, Justin James, Wyoming, March 6, 2019
San José State	61, vs. Mount Saint Mary's, Dec. 22, 2001
Opponent	49, New Mexico State, Jan. 27, 2007

REBOUNDS

San José State player	19, Marion Thurmond, vs. Notre Dame de Namur, Dec. 18, 2001
	19, Will Trawick, vs. Hawai'i, Feb. 26, 1998
	19, Marmet Williams, vs. Saint Mary's, Dec. 18, 1997
Opponent player	21, John Bryant, Santa Clara, Dec. 3, 2008
San José State	62, vs. William Jessup, Nov. 16, 2009
Opponent	57, Louisiana Tech, Feb. 15, 2006

ASSISTS

San José State player	12, Keith Shamburger, vs. Hawaii, Feb. 4, 2012
	12, Tito Addison, vs. Nevada, Feb. 10, 1996
Opponent player	13, Mike Jones, TCU, Feb. 7, 1998
San José State	30, vs. Holy Names, Nov. 22, 2011
Opponent	27, TCU, Feb. 7, 1998

BLOCKS

San José State player	7, Brandon Clarke, vs. UNLV, Jan. 28, 2017
Opponent player	8, Hiram Fuller, Fresno State, Feb. 19, 2003
San José State	9, vs. UC Santa Cruz, Nov. 20, 2012
	9, vs. Utah State, Jan. 5, 2006
	9, vs. UC Santa Barbara, Nov. 24, 1999
Opponent	11, Nevada, Mar. 2, 2006
	11, Hawaii, Feb. 4, 2006

STEALS

San José State player	6, Brae Ivey, vs. New Mexico, Feb. 27, 2019
	6, Justin Graham, vs. Santa Clara, Dec. 10, 2010
	6, Antonio Lawrence, vs. CS Monterey Bay, Dec. 7, 2002
	6, Ben Sanders, vs. Pepperdine, Jan. 2, 1999
	6, Olivier Saint-Jean, vs. San Diego State, Feb. 1, 1997
Opponent player	6, Mike Mitchell, New Mexico State, Jan. 28, 2006
	6, Thomas Washington, College of Notre Dame, Jan. 3, 2000
	6, Jay Goodman, Utah State, Jan. 26, 1993
San José State	20, vs. Menlo College, Nov. 27, 1998
Opponent	15, CS Fullerton, Jan. 30, 1992

SINGLE-GAME RECORDS

POINTS

San José State player.....	42, Adrian Oliver, vs. Puget Sound, Dec. 22, 2010
Opponent player.....	44, Lee Nailon, TCU, Feb. 7, 1998
San José State.....	128, vs. Life Pacific College, Dec. 22, 2015
Opponent.....	119, TCU, Feb. 7, 1998
Half, most points.....	66 (1st half), vs. Life Pacific College, Dec. 22, 2015
Half, most opponent points.....	61 (2nd half), TCU, Feb. 7, 1998
Overtime, most points.....	27 (four overtimes, 6-10-8-3), vs. Boise State, Jan. 6, 2011
Overtime, most points in one period.....	15, vs. Fresno State, Feb. 9, 2012
Opponent, overtime, most points.....	28 (four overtimes, 6-10-8-4), Boise State, Jan. 6, 2011
Opponent, overtime, most points in one period.....	15, Rice, Feb. 1, 2003

FIELD GOALS

San José State player.....	14, Frank Rogers, vs. Alaska-Anchorage, Nov. 28, 2015
.....	14, Olivier Saint-Jean, vs. Wyoming, Feb. 22, 1997
.....	14, Sam Allen, vs. CS Fullerton, Mar. 3, 1996
Opponent player.....	19, Lee Nailon, TCU, Feb. 7, 1998
San José State.....	44, vs. Life Pacific College, Dec. 22, 2015
Opponent.....	50, TCU, Feb. 7, 1998

FIELD GOALS ATTEMPTED

San José State player.....	27, Adrian Oliver, vs. Santa Clara, Dec. 10, 2010
Opponent player.....	31, Lee Nailon, TCU, Feb. 7, 1998
San José State.....	85, vs. Boise State, Jan. 6, 2011
Opponent.....	88, TCU, Feb. 7, 1998

3-POINT FIELD GOALS

San José State player.....	8, Noah Baumann, vs. New Mexico, Feb. 27, 2019
Opponent player.....	10, Braxton Huggins, Fresno State, March 9, 2019
San José State.....	15, at Utah State, Jan. 4, 2014
San José State, percentage (min. 10 made).....	60.0 (12-20), New Mexico State, Jan. 23, 2010
Opponent.....	14, Fresno State, Jan. 13, 2007
Opponent, percentage (min. 10 made).....	66.7 (10-15), Fresno State, Feb. 3, 2001

3-POINT FIELD GOALS ATTEMPTED


San José State player.....	17, Michael Quinney, vs. Fresno State, Feb. 18, 1998
.....	17, Michael Quinney, vs. TCU, Feb. 7, 1998
Opponent player.....	17, Dante Swanson, Tulsa, Jan. 30, 2003
San José State.....	32, vs. Boise State, Jan. 6, 2011
Opponent.....	36, Fresno State, Feb. 11, 2006

FREE THROWS


San José State player.....	24, Brandon Hawkins, vs. Mount Saint Mary's, Dec. 22, 2001
Opponent player.....	13, Aaron Wilhite, CS Fullerton, Jan. 14, 1991
Opponent, game percentage.....	100.0 (12-12),
.....	Cecil Brown, UC Santa Barbara, Feb. 18, 2006
San José State.....	42, vs. Mount Saint Mary's, Dec. 22, 2001
Opponent.....	35, Fresno State, Jan. 16, 2016



Adrian Oliver



Olivier Saint-Jean



Jaleel Williams

SINGLE-GAME RECORDS

FREE THROWS ATTEMPTED

San José State player.....	31, Brandon Hawkins, vs. Mount Saint Mary's, Dec. 22, 2001
Opponent player	15 Marvelle Harris, Fresno State, Jan. 16, 2016
.....	15, La'Shard Anderson, Boise State, Jan. 6, 2011
.....	15, Aaron Wilhite, CS Fullerton, Jan. 14, 1991
San José State	61, vs. Mount Saint Mary's, Dec. 22, 2001
Opponent	49, New Mexico State, Jan. 27, 2007

REBOUNDS

San José State player.....	28, Marv Branstrom, 28, 1958
Opponent player.....	21, John Bryant, Santa Clara, Dec. 3, 2008
San José State	62, vs. William Jessup, Nov. 16, 2009
Opponent.....	57, Louisiana Tech, Feb. 15, 2006

ASSISTS


San José State player.....	12, Tito Addison, vs. Nevada, Feb. 10, 1996
Opponent player.....	13, Mike Jones, TCU, Feb. 7, 1998
San José State	30, vs. Holy Names, Nov. 22, 2011
Opponent	27, TCU, Feb. 7, 1998

BLOCKS

San José State player.....	6, Menelik Barbary, vs. Louisiana Tech, Jan. 26, 2006
.....	6, Menelik Barbary, vs. Utah State, Jan. 5, 2006
.....	6, Marquin Chandler, vs. Montana State, Nov. 24, 2004
Opponent player.....	8, Hiram Fuller, Fresno State, Feb. 19, 2003
.....	8, Robert Upshaw, Washington, Nov. 27, 2014
San José State	9, vs. UC Santa Cruz, Nov. 20, 2012
.....	9, vs. Utah State, Jan. 5, 2006
.....	9, vs. UC Santa Barbara, Nov. 24, 1999
Opponent.....	11, Nevada, Mar. 2, 2006
.....	11, Hawaii, Feb. 4, 2006

STEALS

San José State player.....	6, Brae Ivey, vs. New Mexico, Feb. 27, 2019
.....	6, Justin Graham, vs. Santa Clara, Dec. 10, 2010
.....	6, Antonio Lawrence, vs. CS Monterey Bay, Dec. 7, 2002
.....	6, Ben Sanders, vs. Pepperdine, Jan. 2, 1999
.....	6, Olivier Saint-Jean, vs. San Diego State, Feb. 1, 1997
Opponent player	6, Mike Mitchell, New Mexico State, Jan. 28, 2006
.....	6, Thomas Washington, College of Notre Dame, Jan. 3, 2000
.....	6, Jay Goodman, Utah State, Jan. 26, 1993
San José State	20, vs. Menlo College, Nov. 27, 1998
Opponent.....	15, CS Fullerton, Jan. 30, 1992



Brandon Hawkins



Tito Addison



Justin Graham

THE LAST TIME...

A PLAYER SCORED 30 OR MORE POINTS:

37, Ryan Welage, vs. Wyoming, Jan. 27, 2018

AN OPPONENT SCORED 30 OR MORE POINTS:

37 by Deshon Taylor, 33 by Braxton Huggins, at Fresno State, March 9, 2019

A PLAYER COLLECTED 20 OR MORE REBOUNDS:

20, by Wil Carter, at Hawai'i, Jan. 7, 2012.

AN OPPONENT COLLECTED 20 OR MORE REBOUNDS:

20, by Nico Carvacho, at Colorado State, Feb. 10, 2018

A PLAYER COLLECTED 10 OR MORE ASSISTS:

10, by Isaiah Nichols vs. Portland, Nov. 15, 2016.

AN OPPONENT COLLECTED 10 OR MORE ASSISTS:

10, AJ Walker, Air Force, Feb. 23, 2019

A PLAYER HAD 5 OR MORE STEALS:

6, by Brae Ivey, vs. New Mexico, Feb. 26, 2019

AN OPPONENT HAD 5 OR MORE STEALS:

5, Sam Merrill, Utah State, Jan. 16, 2019

A PLAYER HAD 5 OR MORE BLOCKED SHOTS:

7, by Brandon Clarke, vs. UNLV, Jan. 28, 2017.

AN OPPONENT HAD 5 OR MORE BLOCKED SHOTS:

8, by Robert Upshaw, Washington, Nov. 27, 2014.

A PLAYER MADE 10 OR MORE FIELD GOALS:

10, Michael Steadman, vs. New Mexico, Feb. 26, 2019

AN OPPONENT MADE 10 OR MORE FIELD GOALS:

11, Braxton Huggins, at Fresno State, March 9, 2019

A PLAYER ATTEMPTED 20 OR MORE FIELD GOALS:

20, Michael Steadman, vs. New Mexico, Feb. 26, 2019

AN OPPONENT ATTEMPTED 20 OR MORE FIELD GOALS:

20, Jerrick Harding, Weber State, Nov. 15, 2018

A PLAYER MADE 10 OR MORE FREE THROWS:

13, Brae Ivey, vs. Northern Arizona, Dec. 15, 2018

AN OPPONENT MADE 10 OR MORE FREE THROWS:

13, Deshon Taylor, at Fresno State, March 9, 2019

A PLAYER MADE 5 OR MORE 3-PT FIELD GOALS:

8, Noah Baumann, vs. New Mexico, Feb. 26, 2019

AN OPPONENT MADE 5 OR MORE 3-PT FIELD GOALS:

10, Braxton Huggins, at Fresno State, March 9, 2019

A PLAYER ATTEMPTED 10 OR MORE 3-PT FGS:

12, Noah Baumann, vs. New Mexico, Feb. 26, 2019

AN OPPONENT ATTEMPTED 10 OR MORE 3-PT FIELD GOALS:

16, Braxton Huggins, at Fresno State, March 9, 2019

SAN JOSÉ STATE SCORED 100 OR MORE POINTS:

109 (109-70 win) vs. Life Pacific College, Dec. 10, 2016.



Chris Oakes



James Kinney



Wil Carter

THE LAST TIME...

AN OPPONENT SCORED 100 OR MORE POINTS:

121, (121-81), at Fresno State, March 9, 2019

SAN JOSÉ STATE SHOT AT LEAST 60 PERCENT FROM THE FIELD IN A GAME:

60.7 (34-56) at Air Force, Jan. 14, 2017

A TEAM SHOT AT LEAST 60 PERCENT FROM THE FIELD IN A GAME VS. SAN JOSÉ STATE:

64.5 (40-62) at Fresno State, March 9, 2019

SAN JOSE STATE HAD TWO PLAYERS SCORE 20 POINTS IN A GAME:

26 by Noah Baumann, 21 by Michael Steadman, vs. New Mexico, Feb. 26, 2019

SAN JOSÉ STATE HAD THREE OR MORE PLAYERS WITH 10 OR MORE REBOUNDS IN A GAME:

13 by Ashtin Chastain, 12 by Michael Steadman, 12 by Craig LeCesne vs. Air Force, Jan. 26, 2019

SAN JOSÉ STATE HAD FIVE OR MORE PLAYERS WITH 10 OR MORE POINTS IN A GAME:

17 by Michael Steadman, 16 by Craig LeCesne, 15 by Oumar Barry, 11 by Brae Ivey
11 by Noah Baumann, at Stanford, Dec. 18, 2018

SAN JOSÉ STATE HAD TWO OR MORE PLAYERS WITH 10 OR MORE POINTS & 10 OR MORE REBOUNDS IN A GAME:

17 points and 11 rebounds by Michael Steadman; 15 points and 10 rebounds by Oumar Barry
at Stanford, Dec. 18, 2018

A SAN JOSÉ STATE PLAYER SCORE 30 OR MORE POINTS IN SUCCESSIVE GAMES:

30, vs. Nevada, on Feb. 12, 2011, and 35, vs. Montana State
on Feb. 15, 2011, by Adrian Oliver.

A SAN JOSÉ STATE PLAYER SCORED 20 OR MORE POINTS AND COLLECTED 20 OR MORE REBOUNDS IN A GAME:

21 points and 20 rebounds on Jan. 7, 2012, by Wil Carter.

SAN JOSÉ STATE WON BY 30 OR MORE POINTS:

39 (109-70) vs. West Coast Baptist, Nov. 12, 2016.

SAN JOSÉ STATE LOST BY 30 OR MORE POINTS:

50 (86-36) at Boise State, Jan. 21, 2015.

SAN JOSÉ STATE WON FIVE OR MORE STRAIGHT GAMES:

5, Dec. 5, 1998 through Dec. 27, 1998.

SAN JOSÉ STATE WON AN IN-SEASON TOURNAMENT:

2011 Elgin Baylor Classic in Seattle, Wash.

SAN JOSÉ STATE BEAT A NATIONALLY-RANKED TEAM:

Alabama was ranked 19th in the Associated Press poll on Dec. 27, 1996, when San José State posted a 60-59 overtime win in the Comerica Cable Car Classic.

A SPARTAN HAD A TRIPLE-DOUBLE

12 pts, 13 reb., 10 assists, by Jalen James, at Houston, Dec. 6, 2013.



Jalen James



Isaac Thornton



Ryan Welage

SINGLE-GAME BESTS

Scoring

	Name	Opponent	Date	Points
1.	Adrian Oliver	Puget Sound	Dec. 22, 2010	42
2.	Wally Rank	Sacramento State	Jan. 3, 1980	40
3.	Adrian Oliver	Louisiana Tech	Jan. 21, 2010	39
4.	Ryan Welage	Wyoming	Jan. 27, 2018	37
	Adrian Oliver	Boise State	Feb. 7, 2009	37
	Olivier Saint-Jean	Air Force	Feb. 13, 1997	37
	Stan Hill	Sacramento State	Jan. 5, 1978	37
8.	Brandon Clarke	Air Force	Jan. 14, 2017	36
	Adrian Oliver	New Mexico State	Feb. 23, 2011	36
	Ricky Berry	Pacific	Mar. 9, 1988	36
	Coby Dietrick	San Diego State	Feb. 14, 1970	36
12.	Adrian Oliver	Montana Satte	Feb. 15, 2011	35
	Adrian Oliver	UC Riverside	Nov. 28, 2010	35
	Adrian Oliver	Nevada	Feb. 25, 2010	35
	Adrian Oliver	Seattle U.	Feb. 22, 2010	35
	Olivier Saint-Jean	Wyoming	Feb. 22, 1997	35
	Johnnie Skinner	Cal State-Los Angeles	Mar. 3, 1973	35
18.	Adrian Oliver	Eastern Washington	Nov. 12, 2010	34
	Brandon Hawkins	Nevada	Dec. 27, 2001	34
	Brad Quinet	Cal State Fullerton	Feb. 18, 1995	34
	Ricky Berry	New Mexico State	Feb. 27, 1986	34
	Chris McNealy	Loyola Marymount	Dec. 22, 1982	34
23.	D.J. Brown	CSU Bakersfield	Jan. 23, 2012	33
	Adrian Oliver	Hawai'i	Jan. 28, 2010	33
	Adrian Oliver	Boise State	Jan. 14, 2010	33
	Marquin Chandler	Rice	Jan. 29, 2005	33
	Billy Landram	South Florida	Dec. 22, 1999	33
	Olivier Saint-Jean	Colorado State	Jan. 25, 1997	33
	Johnnie Skinner	Purdue	Dec. 21, 1971	33
30.	Frank Rogers	Alaska-Anchorage	Nov. 28, 2015	32
	Adrian Oliver	Washington	Nov. 20, 2009	32
	Marquin Chandler	Hawai'i	Feb. 5, 2005	32
	Olivier Saint-Jean	San Diego State	Feb. 1, 1997	32
	Ricky Berry	Utah State	Feb. 28, 1988	32
	Ricky Berry	Missouri	Dec. 28, 1988	32
	Ricky Berry	UNLV	Jan. 4, 1986	32
	Sid Williams	Long Beach State	Feb. 12, 1981	32
	Wally Rank	California	Dec. 22, 1977	32
	Stu Inman	Cal Poly-San Luis Obispo	Feb. 18, 1949	32
	Don McCaslin	San Francisco State	1945	32
41.	James Kinney	Seattle U	Dec. 30, 2011	31
	Adrian Oliver	UC Irvine	Dec. 18, 2009	31
	Adrian Oliver	San Francisco	Dec. 22, 2008	31
	Terrance Richmond	Montana	Dec. 5, 1998	31
	Michael Quinney	TCU	Feb. 7, 1998	31
	Olivier Saint-Jean	Wyoming	Jan. 23, 1997	31
	Roy Hammonds	Pepperdine	Dec. 23, 1996	31
	Ricky Berry	UC Irvine	Jan. 16, 1988	31
	Ricky Berry	UC Santa Barbara	Jan. 22, 1987	31
	Ricky Berry	New Mexico State	Feb. 6, 1986	31
	Wally Rank	Humboldt State	Jan. 3, 1979	31
	Bill Clegg	Pepperdine	Jan. 14, 1967	31
53.	Ryan Welage	Antelope Valley	Nov. 10, 2017	30
	James Kinney	Kansas	Nov. 26, 2012	30
	James Kinney	UTSA	Nov. 30, 2011	30
	Adrian Oliver	Boise State	Mar. 5, 2011	30
	Adrian Oliver	Nevada	Feb. 12, 2011	30
	Adrian Oliver	Cal State Bakersfield	Dec. 9, 2009	30
	Brandon Hawkins	Mount Saint Mary's	Dec. 22, 2001	30
	Darnell Williams	SMU	Feb. 18, 2001	30
	Olivier Saint-Jean	Tulsa	Feb. 10, 1997	30
	Sam Allen	Cal State Fullerton	Mar. 3, 1996	30
	Olivier Saint-Jean	UC Irvine	Feb. 29, 1996	30
	Olivier Saint-Jean	Utah State	Feb. 8, 1996	30
	Ricky Berry	Washington State	Dec. 21, 1985	30



Adrian Oliver



Marv Branstrom



Keith Shamburger

SINGLE-GAME BESTS

Chris McNealy	Pacific	Jan. 6, 1983	30
Ron Fair	Portland State	Dec. 22, 1975	30
Ken Mickey	Santa Clara	Jan. 5, 1974	30
Coby Dietrick	Cal State Hayward	Dec. 6, 1967	30
S.T. Saffold	Saint Mary's	Mar. 5, 1966	30
Carroll Williams	Loyola (Calif.)	Jan. 22, 1955	30

Rebounding

Name	Opponent	Date	Rebounds
1. Marv Branstrom	Arizona State	Dec. 4, 1956	28
2. George Clark	Oregon	Jan. 3, 1952	27
3. Darnell Hillman	Nevada-Reno	Dec. 9, 1968	23
4. Chris McNealy	Utah	Dec. 7, 1982	22
Coby Dietrick	Pepperdine	Mar. 2, 1968	22
Marv Branstrom	Arizona State	Dec. 28, 1957	22
7. Coby Dietrick	Idaho State	Dec. 27, 1969	21
Darnell Hillman	Connecticut	Dec. 28, 1968	21
Fred Niemann	St. Mary's (Calif.)	Feb. 10, 1953	21
10. Wil Carter	Hawaii	Jan. 7, 2012	20
Pat Hamm	Fresno State	Feb. 20, 1970	20

Assists (Since 1976)

Name	Opponent	Date	Assists
1. Ken Mickey	Illinois State	Jan. 12, 1977	17
2. Justin Graham	Northern Colorado	Dec. 20, 2008	13
Ricky Berry	Idaho	Dec. 28, 1985	13
4. Keith Shamburger	Hawaii	Feb. 4, 2012	12
Tito Addison	Nevada	Feb. 10, 1996	12
Mike Mendez	UC Santa Barbara	Feb. 19, 1981	12
Mike Mendez	UC Santa Barbara	Jan. 18, 1979	12
Ken Mickey	Cal State Fullerton	Feb. 26, 1977	12
Ken Mickey	Long Beach State	Feb. 5, 1977	12
Ken Mickey	Pacific	Feb. 28, 1976	12
11. D.J. Brown	Seattle U	Jan. 4, 2013	11
Keith Shamburger	UTSA	Nov. 30, 2011	11
Marmet Williams	San Diego State	Jan. 29, 1998	11
Michael Dixon	Long Beach State	Jan. 23, 1984	11
Michael Dixon	UC Santa Barbara	Jan. 22, 1983	11
Mike Mendez	Stanford	Nov. 27, 1978	11
Ken Mickey	Long Beach State	Mar. 6, 1977	11
Ken Mickey	Illinois	Dec. 8, 1976	11
18. Isaiah Nichols	Portland	Nov. 15, 2016	10
Jalen James	Houston	Dec. 7, 2013	10
Julian Richardson	Long Beach State	Dec. 5, 2005	10
Alex Elam	Rice	Jan. 29, 2005	10
Brandon Hawkins	UTEP	Jan. 31, 2002	10
Brandon Hawkins	Notre Dame de Namur	Dec. 18, 2001	10
R.J. Powell	BYU	Feb. 20, 1999	10
Charles Terrell	UNLV	Jan. 31, 1991	10
Tom Desiano	Fresno State	Mar. 8, 1989	10
Ontario Johnson	UC Irvine	Jan. 2, 1986	10
Michael Dixon	Fresno State	Mar. 2, 1985	10
Michael Dixon	Pacific	Feb. 3, 1985	10
Michael Dixon	Pacific	Jan. 6, 1983	10
Mike Moore	U.S. International	Jan. 8, 1982	10
Mike Mendez	Pacific	Feb. 28, 1979	10
Mike Mendez	UC Santa Barbara	Feb. 15, 1979	10
Grover Brown	Long Beach State	Jan. 20, 1979	10
Ken Mickey	San Diego State	Mar. 5, 1977	10
Ken Mickey	UC Santa Barbara	Mar. 2, 1977	10
Pete Miller	DePaul	Dec. 19, 1974	10

Number of Games Scoring 30 or More Points

1. Adrian Oliver	17
2. Ricky Berry	9
3. Olivier Saint-Jean	8
4. James Kinney	3
Wally Rank	3
5. Marquin Chandler	2
Coby Dietrick	2
Brandon Hawkins	2
Chris McNealy	2
Johnnie Skinner	2
Ryan Welage	2
11. Brandon Clarke	1
Frank Rogers	1
Sam Allen	1
D.J. Brown	1
Bill Clegg	1
Ron Fair	1
Roy Hammonds	1
Stan Hill	1
Stu Inman	1
Billy Landram	1
Don McCaslin	1
Ken Mickey	1
Brad Quinet	1
Michael Quinney	1
Terrance Richmond	1
S.T. Saffold	1
Carroll Williams	1
Darnell Williams	1
Sid Williams	1

Number of Games 20 or More Rebounds

1. Marv Branstrom	2
Coby Dietrick	2
Darnell Hillman	2
2. Wil Carter	1
George Clark	1
Pat Hamm	1
Chris McNealy	1
Fred Niemann	1

Number of Games 10 or More Assists

1. Ken Mickey	8
2. Michael Dixon	5
Mike Mendez	5
4. Brandon Hawkins	2
Keith Shamburger	2
5. Isaiah Nichols	1
Jalen James	1
Tito Addison	1
Ricky Berry	1
D.J. Brown	1
Grover Brown	1
Tom Desiano	1
Alex Elam	1
Justin Graham	1
Ontario Johnson	1
Pete Miller	1
Mike Moore	1
R.J. Powell	1
Julian Richardson	1
Charles Terrell	1
Marmet Williams	1

SCORING-REBOUNDS-ASSIST LEADERS

SCORING

Year	Player	Total	Avg.
2019	Michael Steadman	408	13.2
2018	Ryan Welage	542	18.1
2017	Brandon Clarke	518	17.3
2016	Frank Rogers	370	11.9
2015	Rashad Muhammad	375	13.9
2014	Rashad Muhammad	408	13.2
2013	James Kinney	289	20.6
	Chris Cunningham	309	10.7
2012	James Kinney	490	15.8
2011	Adrian Oliver	743	24.0
2010	Adrian Oliver	699	22.5
2009	Adrian Oliver	308	17.1
	C.J. Webster	337	12.0
2008	C.J. Webster	363	11.3
2007	Carlton Spencer	286	14.3
	Menelik Barbary	367	12.2
2006	Demetrius Brown	362	13.9
	Alex Elam	383	12.8
2005	Marquin Chandler	569	19.6
2004	Eric Walton	331	11.8
2003	Brandon Hawkins	352	13.0
2002	Brandon Hawkins	368	16.0
2001	Cory Powell	380	13.6
2000	Cory Powell	217	12.8
	Billy Landram	382	12.7
1999	Terrance Richmond	342	12.2
1998	Michael Quinney	410	15.8
1997	Olivier Saint-Jean	619	23.8
1996	Olivier Saint-Jean	431	17.2
1995	Brad Quinet	350	13.0
1994	Terry Cannon	403	14.9
1993	Daryl Scott	365	14.6
1992	Terry Cannon	221	13.0
	Jason Allen	249	9.6
1991	Terry Cannon	339	12.6
1990	Kenne Young	370	14.2
1989	Steve Haney	269	16.8
1988	Ricky Berry	702	24.2
1987	Ricky Berry	546	20.2
1986	Ricky Berry	521	18.6
1985	Matt Fleming	349	13.4
	Ward Farris	370	12.8
1984	Stony Evans	276	9.9
1983	Chris McNealy	541	19.3
1982	Chris McNealy	347	15.1
1981	Sid Williams	454	15.1
1980	Wally Rank	475	16.3
1979	Wally Rank	377	15.1
1978	Wally Rank	353	14.7
1977	Ken Mickey	430	14.8
1976	Ron Fair	412	15.3
1975	Pete Miller	405	14.0
1974	Ken Mickey	348	13.3
1973	Johnnie Skinner	414	16.6
1972	Don Strong	348	13.4
1971	Johnnie Skinner	466	18.6
1970	Coby Dietrick	442	19.2
1969	Darnell Hillman	353	15.3
1968	Coby Dietrick	363	14.5
1967	Steve Schlink	419	17.5
1966	S.T. Saffold	418	17.4
1965	S.T. Saffold	378	15.6
1964	S.T. Saffold	254	10.6
1963	Dennis Bates	296	12.3
1962	Dennis Bates	235	9.8
1961	Joe Braun	265	10.6

1960	Dennis Marc	266	10.6
	Vic Corl	264	11.5
1959	Ned Fitzgerald	297	12.3
1958	Eddie Diaz	354	13.6
1957	Eddie Diaz	392	15.7
1956	Tom Crane	290	11.6
1955	Carroll Williams	395	15.8
1954	Carroll Williams	460	17.0
1953	Lee Jensen	314	12.6
1952	George Clark	313	13.6
1951	Dean Giles	387	12.9
1950	Stu Inman	416	14.9

REBOUNDING

Year	Player	Total	Avg.
2019	Michael Steadman	264	8.5
2018	Keith Fisher	190	6.3
2017	Brandon Clarke	261	8.7
2016	Frank Rogers	220	7.1
2015	Brandon Mitchell	139	5.0
2014	Chris Cunningham	196	6.3
2013	Chris Cunningham	262	9.0
2012	Wil Carter	268	8.6
2011	Wil Carter	265	8.0
2010	Chris Oakes	253	9.0
2009	Chris Oakes	227	7.6
2008	Chris Oakes	181	7.2
	C.J. Webster	219	6.8
2007	Menelik Barbary	194	6.5
2006	Demetrius Brown	151	5.8
2005	Marquin Chandler	248	8.6
2004	Eric Walton	182	6.5
2003	Antonio Lawrence	143	6.2
2002	Marion Thurmond	238	7.4
2001	Darnell Williams	204	7.3
2000	Darnell Williams	259	8.6
1999	Will Trawick	229	8.2
1998	Marmet Williams	179	6.9
1997	Olivier Saint-Jean	229	8.8
1996	Roy Hammonds	188	6.3
	Olivier Saint-Jean	157	6.3
1995	Darren Greene	137	5.1
1994	Mike Brotherton	141	5.2
1993	Daryl Scott	160	6.4
1992	Kevin Logan	157	6.0
1991	Michael St. Julien	166	6.9
1990	Kenne Young	188	7.4
1989	Tony Farmer	81	5.1
1988	Dietrich Waters	243	8.4
1987	Reggie Owens	223	7.4
1986	Reggie Owens	234	8.7
1985	Reggie Owens	235	8.1
1984	Stony Evans	176	6.3
1983	Chris McNealy	263	9.4
1982	Chris McNealy	222	9.6
1981	Sid Williams	216	7.2
1980	Wally Rank	203	7.0
1979	Mickey Jackson	224	8.3
1978	Wally Rank	177	7.4
1977	Stan Hill	151	6.3
1976	Ron Fair	205	7.6
1975	Earl Hogue	212	7.6
1974	Ron Fair	162	6.2
1973	Dave Dockery	159	6.4
1972	Dave Dockery	204	8.2
1971	Pat Hamm	225	9.0
1970	Coby Dietrick	265	11.5
1969	Darnell Hillman	327	14.2

SCORING-REBOUNDS-ASSIST LEADERS

1968	Coby Dietrick	265	10.6
1967	Steve Schlink	199	8.3
1966	S.T. Saffold	253	10.6
1965	S.T. Saffold	226	9.4
1964	S.T. Saffold	226	9.4
1963	Dennis Bates	152	6.3
1962	Dennis Bates	235	9.8
1961	Joe Braun	176	10.6
1960	Dennis Marc	190	7.6
1959	Arney Lundquist	222	9.2
1958	Marv Branstrom	271	10.8
1957	Marv Branstrom	370	14.8
1956	Marv Branstrom	223	9.0
1955	Bud Hjelm	218	8.7
1954	Don Fausset	237	8.8
1953	Fred Niemann	286	11.0
1952	George Clark	376	16.3
1951	George Clark	289	9.6

1976	Ken Mickey	145	5.4
1975	Pete Miller	113	3.9
1974	Ken Mickey	128	4.9
1973	Eric Saulny	88	3.5
1972	Don Strong	68	2.7

ASSISTS

Year	Player	Total	Avg.
2019	Brae Ivey	102	3.3
2018	Jaycee Hillsman	71	2.4
2017	Bradnon Clarke	69	2.3
2016	Isaac Thornton	78	2.5
2015	Isaac Thornton	67	2.3
2014	Jalen James	89	3.1
2013	D.J. Brown	107	3.7
2012	Keith Shamburger	155	5.2
2011	Justin Graham	141	4.4
2010	Justin Graham	149	4.9
2009	Justin Graham	142	4.7
2008	Justin Graham	76	2.9
2007	Jamon Hill	79	2.6
	Carlton Spencer	69	3.4
2006	Carlton Spencer	93	3.0
2005	Alex Elam	90	3.1
2004	Bim Okunrinboye	82	2.8
2003	Brandon Hawkins	76	2.7
2002	Brandon Hawkins	99	4.3
2001	Darnell Williams	64	2.3
2000	R.J. Powell	110	3.8
1999	Michael Quinney	108	3.9
1998	Marmet Williams	118	4.5
1997	Tito Addison	84	3.1
1996	Tito Addison	117	3.9
1995	Marmet Williams	70	2.6
1994	Lossie Mitchel	65	2.4
1993	Javier Zavala	72	3.0
1992	Trevor Pope	49	2.0
	Terry Cannon	45	2.6
1991	Charles Terrell	101	3.9
1990	Terry Cannon	73	2.8
1989	Rodney Scott	74	4.6
1988	Ricky Berry	113	3.9
1987	Reggie Owens	73	2.4
	Ricky Berry	68	2.5
1986	Ward Farris	89	3.3
1985	Michael Dixon	120	4.3
1984	Michael Dixon	155	5.5
1983	Michael Dixon	138	4.8
1982	Mike Moore	77	2.9
1981	Mike Mendez	143	4.8
1980	Mike Mendez	117	4.0
1979	Mike Mendez	162	6.0
1978	Frank Johnson	92	3.7
	Phil Davis	91	3.8
1977	Ken Mickey	203	7.0

NCAA Statistical Leaders (Since 1981)

Individual Categories

Year	Player	Category	Avg.	Rank
1981	Sid Williams	FG Pct.	59.3	30th
1988	Ricky Berry	Pts./game	24.2	15th
1988	Gerald Thomas	Blk./game	2.1	28th
1996	Sam Allen	FG Pct.	57.8	23rd
1997	Olivier Saint-Jean	Pts./game	23.8	7th
2010	Adrian Oliver	Pts./game	22.5	4th
	Adrian Oliver	FT Pct.	88.7	14th
	Robert Owens	3-pt FG Pct.	40.8	25th
	Chris Oakes	Reb./game	9.0	47th
2011	Adrian Oliver	Pts./game	24.0	3rd
	Justin Graham	Steals/game	2.3	19th
2017	Brandon Clarke	Blk./game	2.57	15th
	Brandon Clarke	Total blks	77	20th
	Brandon Clarke	FG Pct.	59.0	24th
2018	Noah Baumann	3-pt FG Pct.	45.5	8th
	Michael Steadman	Double-Doubles	11	48th

Team Categories

Year	Category	Average	Rank
1981	Points Allowed	56.6	5th
	Field Goal Defense	44.5	30th
1982	Points Allowed	56.1	14th
1985	Field Goal Defense	43.1	16th
	Rebound Margin	+4.6	29th
1986	Points Allowed	60.7	16th
1987	Field Goal Defense	42.7	16th
1988	Field Goal Defense	43.4	25th
2000	Points Allowed	59.7	10th
	Field Goal Defense	39.6	30th
2001	Points Allowed	63.5	27th
	Rebound Margin	+6.0	17th
2010	3-pt. Field Goal Pct.	39.7	13th
	Free Throw Pct.	72.8	50th
2011	Turnovers/game	11.0	20th
	Free Throw Pct.	75.4	24th

SINGLE-SEASON LEADERS

TOTAL POINTS

	Name	Season	Games	FG	3FG	FT	Points
1.	Adrian Oliver	2011	31	246	70	181	743
2.	Ricky Berry	1988	29	250	57	145	702
3.	Adrian Oliver	2010	31	230	51	188	699
4.	Olivier Saint-Jean	1997	26	225	26	143	619
5.	Marquin Chandler	2005	29	221	36	91	569
6.	Ricky Berry	1987	27	190	32	134	546
7.	Ryan Welage	2018	30	191	60	100	542
8.	Chris McNealy	1983	28	217	2	105	541
9.	Stu Inman	1949	35	213		95	521
10.	Ricky Berry	1986	28	179	24	137	519

FIELD GOALS MADE

	Name	Season	Games	Att.	3FG-FGA	Made
1.	Ricky Berry	1988	29	520	57-128	250
2.	Adrian Oliver	2011	31	569	70-171	246
3.	Adrian Oliver	2010	31	526	51-125	230
4.	Olivier Saint-Jean	1997	26	457	26-71	225
5.	Marquin Chandler	2005	29	469	36-104	221
6.	Bradnon Clarke	2017	30	370	1-3	219
7.	Chris McNealy	1983	28	368	2-5	217
8.	Stu Inman	1949	35	--		213
9.	Sid Williams	1981	30	334		198
10.	Johnnie Skinner	1971	25	514		197

FIELD GOALS ATTEMPTED

	Name	Season	Games	Made	3FG-FGA	Att.
1.	Adrian Oliver	2011	31	246	70-171	569
2.	Adrian Oliver	2010	31	230	51-125	526
3.	Ricky Berry	1988	29	250	57-128	520
4.	Johnnie Skinner	1971	25	197		514
5.	Marquin Chandler	2005	29	221	36-104	469
6.	Dean Giles	1951	30	159		468
7.	Olivier Saint-Jean	1997	26	225	26-71	457
8.	Stu Inman	1950	28	158		454
9.	Steve Schlink	1967	24	181		417
10.	Ryan Welage	2018	30	191	60-140	414

FIELD GOAL PERCENTAGE

(minimum four made per game played)

	Name	Season	Games	FG-FGA	3FG-FGA	Pct.
1.	Mickey Jackson	1980	29	131-205		.639
2.	Sid Williams	1981	30	193-334		.593
3.	Brandon Clarke	2017	30	219-270	1-3	.592
4.	Chris McNealy	1983	28	217-368	2-5	.589
5.	Sam Allen	1996	30	163-282	6-15	.578
6.	Chris Oakes	2010	28	113-198		.571
7.	Dick Groves	1968	20	81-142		.570
8.	Earl Hogue	1975	28	118-205		.565
9.	Pat Hamm	1970	24	98-174		.563
10.	Stony Evans	1984	28	109-196		.556



Adrian Oliver



Sid Williams



Brandon Clarke

SINGLE-SEASON LEADERS

3-POINT FIELD GOALS MADE

	Name	Season	Games	Att	Made
1.	Noah Baumann	2019	31	178	81
2.	Robert Owens	2010	31	192	78
3.	Rashad Muhammad	2014	31	190	75
4.	Billy Landram	2000	30	197	74
5.	Adrian Oliver	2011	31	171	70
6.	Tim Pierce	2008	32	202	69
7.	Mac Peterson	2010	31	157	68
8.	Brett Lilly	2004	29	159	65
9.	Michael Quinney	1998	26	174	63
10.	Steve Haney	1988	29	135	60
	Michael Quinney	1999	28	162	60
	Ryan Welage	2018	30	140	60

3-POINT FIELD GOALS ATTEMPTED

	Name	Season	Games	Made	Attempts
1.	Tim Pierce	2008	32	69	202
2.	Billy Landram	2000	30	74	197
3.	Robert Owens	2010	31	78	192
4.	Rashad Muhammd	2014	31	75	190
5.	Keith Shamburger	2011	33	57	180
6.	Noah Baumann	2019	31	81	178
7.	Moises Alvarez	2002	32	58	175
8.	Michael Quinney	1998	26	63	174
9.	Devante Wilson	2014	30	55	171
10.	Adrian Oliver	2011	31	70	171

3-POINT FIELD GOAL PERCENTAGE

(minimum one made per game played)

	Name	Season	Games	3FG	3FGA	Pct.
1.	Noah Baumann	2018	30	40	87	.460
2.	Noah Baumann	2019	31	81	178	.455
3.	Ricky Berry	1988	29	57	128	.445
4.	Steve Haney	1988	29	60	135	.444
5.	Moises Alvarez	2003	19	23	52	.442
6.	Steve Haney	1989	16	43	98	.439
7.	Terry Cannon	1991	27	36	83	.434
8.	Mac Peterson	2010	31	68	157	.433
9.	Andre Brooks	1990	24	33	77	.429
	Ryan Welage	2018	30	60	140	.429

FREE THROWS MADE

	Name	Season	Games	Att	Made
1.	Adrian Oliver	2010	31	212	188
2.	Carroll Williams	1954	27	225	184
3.	Carroll Williams	1955	25	214	181
	Adrian Oliver	2011	31	220	181
5.	Ricky Berry	1988	29	178	145
6.	Olivier Saint-Jean	1997	26	196	143
7.	Brandon Hawkins	2002	23	180	142
8.	Ricky Berry	1986	27	164	137
9.	Ricky Berry	1987	28	165	134
10.	George Puou	1987	30	162	128



Robert Owens



Noah Baumann



Mac Peterson

SINGLE-SEASON LEADERS

FREE THROWS ATTEMPTED

	Name	Season	Games	Made	Att
1.	Carroll Williams	1954	27	184	225
2.	Adrian Oliver	2011	31	181	220
3.	Carroll Williams	1955	25	181	214
4.	Adrian Oliver	2010	31	188	212
5.	Olivier Saint-Jean	1997	26	143	196
6.	Brandon Hawkins	2002	23	142	180
7.	Ricky Berry	1988	29	145	178
8.	Fred Niemann	1953	26	113	170
9.	Wally Rank	1979	29	117	169
10.	Ricky Berry	1987	27	134	165
	Eddie Diaz	1958	26	114	165

FREE THROW PERCENTAGE

(minimum two made per game played)

	Name	Season	Games	FT	FTA	Pct.
1.	Adrian Oliver	2010	31	188	212	.887
2.	Ryan Welage	2018	30	100	114	.877
3.	Doug Murrey	1980	28	66	78	.8461
	Mike Garrett	2001	25	55	65	.8461
5.	Carroll Williams	1955	25	181	214	.8457
6.	Ricky Berry	1986	28	137	164	.835
7.	Johnnie Skinner	1973	25	68	82	.829
8.	Adrian Oliver	2011	31	181	220	.8227
9.	Terry Cannon	1992	17	51	62	.8225
10.	Carroll Williams	1954	27	184	225	.818

REBOUNDS

	Name	Season	Games	Reb.
1.	George Clark	1952	23	376
2.	Marv Branstrom	1957	25	370
3.	Darnell Hillman	1969	23	327
4.	George Clark	1951	30	289
5.	Fred Niemann	1953	26	286
6.	Marv Branstrom	1958	25	271
7.	Coby Dietrick	1968	25	265
	Coby Dietrick	1970	23	265
	Wil Carter	2011	33	265
10.	Michael Steadman	2019	31	264

ASSISTS


	Name	Season	Games	Assists
1.	Ken Mickey	1977	29	203
2.	Mike Mendez	1979	27	162
3.	Michael Dixon	1984	28	155
4.	Justin Graham	2010	31	149
5.	Ken Mickey	1976	27	145
6.	Mike Mendez	1981	30	143
7.	Justin Graham	2009	30	142
8.	Justin Graham	2011	32	141
9.	Michael Dixon	1983	29	138
10.	Ken Mickey	1974	26	128

BLOCKED SHOTS (Since 1979)

	Name	Season	Games	Blocked Shots
1.	Brandon Clarke	2017	30	77
2.	Gerald Thomas	1988	29	62
3.	Menelik Barbary	2007	30	49
4.	Alex Brown	2013	26	49
5.	Chris Oakes	2010	31	44
6.	Darnell Williams	2000	30	43
7.	Chris Oakes	2009	30	40
8.	Brandon Clarke	2016	31	39
9.	Menelik Barbary	2006	31	38
10.	Chris McNealy	1983	28	34

STEALS (Since 1979)

	Name	Season	Games	Steals
1.	Justin Graham	2011	32	73
2.	Justin Graham	2009	30	51
3.	Mike Mendez	1981	30	47
4.	DaShawn Wright	2008	32	46
	Tito Addison	1996	30	46
6.	Justin Graham	2010	31	45
6.	Antonio Lawrence	2003	23	45
8.	Chris McNealy	1981	30	44
9.	Chris McNealy	1983	28	43
	Wally Rank	1980	29	43
	Isaac Thornton	2016	31	43



Carroll Williams

CAREER LEADERS

TOTAL POINTS

	Name	Seasons	G	FG	3FG	FT	Points
1.	Ricky Berry	1986-88	84	619	113	416	1,767
2.	Adrian Oliver	2009-11	80	585	138	442	1,750
3.	Stu Inman	1947-50	123	591	0	322	1,504
4.	Wally Rank	1977-80	102	562	0	308	1,432
5.	Justin Graham	2007-11	119	460	57	295	1,272
6.	Ryan Welage	2015-18	91	457	161	183	1,258
7.	Chris McNealy	1981-83	81	504	2	226	1,236
8.	Coby Dietrick	1968-70	72	465	0	243	1,173
9.	Terry Cannon	1990-92, 94	97	414	114	209	1,139
10.	Johnnie Skinner	1971-73	73	481	0	174	1,136

FIELD GOALS MADE

	Name	Seasons	G	Att.	Made
1.	Ricky Berry	1986-88	84	1,301	619*
2.	Stu Inman	1947-50	123	1,506	591
3.	Adrian Oliver	2009-11	80	1,347	585
4.	Wally Rank	1977-80	102	1,207	562
5.	Chris McNealy	1981-83	81	914	504**
6.	Sid Williams	1978-81	111	958	485
7.	Johnnie Skinner	1971-73	73	1,142	481
8.	Coby Dietrick	1968-70	72	1,054	465
9.	Justin Graham	2007-11	119	1,024	460
10.	Ryan Welage	2015-18	91	1,048	457

FIELD GOALS ATTEMPTED

	Name	Seasons	G	Made	Att.
1.	Stu Inman	1947-50	123	591	1,536
2.	Ricky Berry	1986-88	84	619	1,309
3.	Wally Rank	1977-80	102	562	1,207
4.	Johnnie Skinner	1971-73	73	481	1,142
5.	Coby Dietrick	1968-70	72	465	1,054
6.	Ryan Wellage	2015-16	91	457	1,048
7.	Justin Graham	2007-11	119	460	1,024
8.	S.T. Saffold	1964-66	72	421	970
9.	Sid Williams	1978-81	111	485	958
10.	Eddie Diaz	1956-58	76	348	949


FIELD GOAL PERCENTAGE

(Minimum four made per game played)

	Name	Seasons	G	FG	FGA	Pct.
1.	Brandon Clarke	2016-17	61	328	542	.604
2.	Mickey Johnson	1979-80	56	278	473	.588
3.	Earl Hogue	1974-76	75	315	568	.555
4.	Chris McNealy	1981-83	81	504	914	.551
5.	Dick Groves	1968-69	41	183	338	.541
6.	Stony Evans	1984-85	57	246	461	.534
7.	Menelik Barbary	2006-07	61	245	461	.531
8.	Ward Farris	1982, 84-86	83	339	644	.526
9.	Stan Hill	1977-78	50	214	415	.516
10.	Darnell Williams	2000-01	58	288	562	.512



Ricky Berry



Stu Inman



Brandon Clarke

CAREER LEADERS

3-POINT FIELD GOALS MADE

	Name	Seasons	G	Att.	Made
1.	Ryan Welage	2015-18	91	417	161
2.	Tim Pierce	2007-09	86	471	153
3.	Adrian Oliver	2009-11	80	361	138
4.	Rashad Muhammad	2013-15	58	354	134
5.	Robert Owens	2009-10	61	315	125
6.	Michael Quinney	1998-99	54	336	123
7.	Tito Addison	1995-97	84	375	122
8.	Noah Baumann	2017-19	61	265	121
9.	Jason Allen	1991-94	97	340	120
	James Kinney	2012-13	45	320	120

3-POINT FIELD GOALS ATTEMPTED

	Name	Seasons	G	Made	Att.
1.	Tim Pierce	2007-09	86	153	471
2.	Ryan Welage	2015-18	91	161	417
3.	Tito Addison	1995-97	84	122	375
4.	Adrian Oliver	2009-11	80	138	361
5.	Keith Shamburger	2011-12	63	108	348
6.	D.J. Brown	2012-14	91	112	347
7.	Jason Allen	1991-94	97	120	340
8.	Michael Quinney	1998-99	54	123	336
9.	James Kinney	2012-13	45	120	320
10.	Robert Owens	2009-10	61	125	315
	Billy Landram	2000-01	58	106	315

3-POINT FIELD GOAL PERCENTAGE

(Minimum 1.0 made per game played and 50 made)

	Name	Seasons	G	3FG	3FGA	Pct.
1.	Ricky Berry	1986-88	84	113	246	.459
2.	Noah Baumann	2017-19	61	121	265	.457
3.	Steve Haney	1988-89	45	103	233	.442
4.	James Kinney	2012	31	86	216	.398
5.	Robert Owens	2009-10	61	125	315	.397
6.	Marquin Chandler	2004-05	57	59	149	.396
7.	Ryan Welage	2015-18	91	161	417	.386
8.	Phil Calvert	2002, 04	57	71	185	.384
9.	Brett Lilly	1999, 2003-04	59	92	240	.383
10.	Adrian Oliver	2009-11	80	138	361	.382

FREE THROWS MADE

	Name	Seasons	G	Att.	Made
1.	Adrian Oliver	2009-11	80	529	442
2.	Carroll Williams	1953-55	75	552	441
3.	Ricky Berry	1986-88	84	507	416
4.	Stu Inman	1947-50	123	498	322
5.	Wally Rank	1977-80	102	450	308
6.	Eddie Diaz	1956-58	76	433	299
7.	Justin Graham	2007-11	119	441	295
8.	Ken Mickey	1974, 76-77	82	357	271
9.	Marmet Williams	1994-98	112	368	267
10.	Olivier Saint-Jean	1996-97	51	354	260

FREE THROWS ATTEMPTED

	Name	Seasons	G	Made	Att.
1.	Carroll Williams	1953-55	75	441	552
2.	Adrian Oliver	2009-11	80	442	529
3.	Ricky Berry	1986-88	84	416	507
4.	Stu Inman	1947-50	123	322	498
5.	Wally Rank	1977-80	102	308	450
6.	Justin Graham	2007-11	119	295	441
7.	Eddie Diaz	1956-58	76	299	433
8.	Bob Hagen	1947-49	81	207	370
9.	Marv Branstrom	1956-58	76	186	368
9.	Marmet Williams	1994-98	112	267	368

FREE THROW PERCENTAGE

(Minimum 2.0 made/game played and 50 games played)

	Name	Seasons	G	FT	FTA	Pct.
1.	Adrian Oliver	2009-11	80	442	529	.836
2.	Ricky Berry	1986-88	84	416	507	.821
3.	Carroll Williams	1953-55	75	441	552	.799
4.	Doug Murrey	1978-81	88	173	219	.789
5.	Gil Egeland	1956-58	73	165	210	.786
6.	Pete Miller	1974-75	55	128	164	.780
7.	Brandon Hawkins	2002-03	50	237	304	.779
8.	Chris Cunningham	2013-14	60	180	232	.776
8.	Lossie Mitchel	1992-94	52	116	150	.773
10.	Brad Quinet	1995-97	55	161	211	.763

REBOUNDS

	Name	Seasons	G	REB
1.	Marv Branstrom	1956-58	76	864
2.	George Clark	1950-52	75	857
3.	Coby Dietrick	1968-70	72	759
4.	S.T. Saffold	1964-66	72	705
5.	Reggie Owens	1985-87	86	692
6.	Chris McNealy	1981-83	81	678
7.	Wally Rank	1977-80	102	662
8.	Chris Oakes	2008-10	83	661
9.	Kevin Logan	1990-93	106	608
10.	Pat Hamm	1969-71	72	557

ASSISTS

	Name	Seasons	G	AST
1.	Justin Graham	2007-11	119	508
2.	Michael Dixon	1982-85	107	477
3.	Ken Mickey	1974, 76-77	82	476
4.	Mike Mendez	1978-81	108	469
5.	Marmet Williams	1994-98	112	318
6.	Jalen James	2013-18	117	274
7.	D.J. Brown	2012-14	91	266
	Ricky Berry	1986-88	84	266
9.	Terry Cannon	1990-92	97	259
10.	Tito Addison	1995-97	84	255

CAREER LEADERS

BLOCKED SHOTS (Since 1979)


Name	Seasons	G	BS
1. Gerald Thomas	1984, 86-88	113	127
2. Brandon Clarke	2016-17	61	116
3. Chris Oakes	2008-10	83	111
4. Menelik Barbary	2006-07	61	87
5. Chris McNealy	1981-83	81	81
6. Darnell Williams	2000-01	58	75
7. Isaac Thornton	2013-17	121	65
8. Lance Holloway	2004, 06-08	87	58
9. Kevin Logan	1990-93	106	58
10. Mike Brotherton	1991, 93-95	104	55

STEALS (Since 1979)

Name	Seasons	G	ST
1. Justin Graham	2007-11	119	209
2. Isaac Thornton	2013-17	121	145
3. Tito Addison	1995-97	84	125
4. Mike Mendez	1979-81	86	114
5. Terry Cannon	1990-92, 94	97	113
6. Marmet Williams	1994-98	112	111
7. Chris McNealy	1981-83	81	109
8. Isaac Thornton	2013-16	91	106
Michael Dixon	1982-85	107	106
10. Ward Farris	1981, 84-86	83	93




Tito Addison



Michael Quinney



Marv Branstrom



Michael Dixon



Adrian Oliver



Gerald Thomas



Justin Graham

1,000-POINT CLUB

1. RICKY BERRY (1986-88)

Season	G	FG-FGA	Pct.	3FG-FGA	Pct.	FT-FTA	Pct.	REB	Avg.	A	Avg.	Pts.	Avg.
1986	28	179-369	48.5	24-40	60.0	137-164	83.5	138	4.9	85	3.0	519	18.5
1987	27	190-412	46.1	32-78	41.0	134-165	81.2	121	4.5	68	2.5	546	20.2
1988	29	250-520	48.1	57-128	44.5	145-178	81.5	210	7.2	113	3.9	702	24.2
Career	84	619-1301	47.6	113-246	45.9	416-507	82.1	469	5.6	266	3.2	1767	21.0



2. ADRIAN OLIVER (2009-11)

Season	G	FG-FGA	Pct.	3FG-FGA	Pct.	FT-FTA	Pct.	REB	Avg.	A	Avg.	Pts.	Avg.
2009	18	109-252	43.3	17-65	26.2	73-97	75.3	41	2.3	39	2.4	308	17.1
2010	31	230-526	43.7	51-125	40.8	188-212	88.7	164	5.3	89	2.9	699	22.5
2011	31	246-569	43.2	70-171	40.9	181-220	82.3	165	5.3	96	3.1	743	24.0
Career	80	585-1347	43.4	138-361	38.2	442-529	83.6	370	4.6	206	2.6	1750	21.9



3. STU INMAN (1947-50)

Season	G	FG-FGA	Pct.	FT-FTA	Pct.	REB	Avg.	A	Avg.	Pts.	Avg.
1947	28	64		43-86	50.0					171	6.1
1948	32	156		84-123	68.3					396	12.4
1949	35	213		95-150	63.3					521	14.9
1950	28	158-454	34.6	100-139	71.7					416	14.9
Career	123	591-1536	38.5	322-498	64.7					1504	12.2



4. WALLY RANK (1977-80)

Season	G	FG-FGA	Pct.	FT-FTA	Pct.	REB	Avg.	A	Avg.	Pts.	Avg.
1977	24	92-223	41.3	43-74	58.1	120	5.0	30	1.3	227	9.5
1978	24	147-301	48.8	59-97	60.8	177	7.4	17	0.7	353	14.7
1979	25	144-322	44.7	89-110	80.9	162	6.5	29	1.2	377	15.1
1980	29	179-361	49.5	117-169	69.2	203	7.0	53	1.8	475	16.3
Career	102	562-1207	46.5	308-450	68.4	662	6.5	129	1.3	1432	14.0



5. JUSTIN GRAHAM (2007-2011)

Season	G	FG-FGA	Pct.	3FG-FGA	Pct.	FT-FTA	Pct.	REB	Avg.	A	Avg.	Pts.	Avg.
2007		Redshirt											
2008	26	91-197	46.2	15-35	42.9	80-111	72.1	63	2.4	76	2.9	277	10.7
2009	30	95-203	46.8	2-19	10.5	56-84	66.7	112	3.7	142	4.7	248	8.3
2010	31	111-236	47.0	3-20	15.0	67-108	62.0	157	5.1	149	4.8	292	9.4
2011	32	163-388	42.0	37-89	41.6	92-138	66.7	144	4.5	141	4.4	455	14.2
Career	119	460-1024	44.9	57-163	34.9	295-441	66.9	476	4.0	508	4.3	1272	10.7




6. RYAN WELAGE (2015-18)

Season	G	FG-FGA	Pct.	3FG-FGA	Pct.	FT-FTA	Pct.	REB	Avg.	A	Avg.	Pts.	Avg.
2016	31	122-301	40.5	48-133	36.1	29-55	52.7	162	5.2	39	1.2	321	10.4
2017	30	144-333	43.2	53-144	36.8	54-65	83.1	136	4.5	39	1.3	395	13.2
2018	30	191-414	46.1	60-140	42.9	100-114	87.7	161	5.4	42	1.4	542	18.1
Career	91	457-1048	43.6	161-417	38.6	183-234	78.2	459	5.0	114	1.2	1258	13.8




7. CHRIS McNEALY (1981-83)

Season	G	FG-FGA	Pct.	3FG-FGA	Pct.	FT-FTA	Pct.	REB	Avg.	A	Avg.	Pts.	Avg.
1981	30	149-296	50.3			50-84	59.5	193	6.4	96	3.2	348	11.6
1982	23	138-250	55.8			71-113	62.8	222	9.6	35	1.5	347	15.1
1983	28	217-368	58.9	2-5	40.0	105-157	66.9	263	9.4	72	2.6	541	19.3
Career	81	504-914	55.1	2-5	40.0	226-354	63.8	678	8.4	203	2.5	1236	15.3



8. COBY DIETRICK (1968-70)

Season	G	FG-FGA	Pct.	FT-FTA	Pct.	REB	Avg.	A	Avg.	Pts.	Avg.
1968	25	149-357	41.7	65-99	65.7	265	10.6			363	14.5
1969	24	141-322	43.4	86-129	66.6	229	9.5			368	15.3
1970	23	175-375	46.7	92-136	67.6	265	11.5			442	19.2
Career	72	465-1054	44.1	243-364	66.7	759	10.5			1173	16.3



1,000-POINT CLUB

9. TERRY CANNON (1990-94)

Season	G	FG-FGA	Pct.	3FG-FGA	Pct.	FT-FTA	Pct.	REB	Avg.	A	Avg.	Pts.	Avg.
1990	26	65-152	42.8	9-33	27.3	37-49	75.5	49	1.9	73	2.8	176	6.8
1991	27	127-265	47.9	36-83	43.4	49-63	77.8	76	2.8	82	3.0	339	12.6
1992	17	75-216	34.7	22-85	25.9	51-62	82.3	52	3.1	45	2.6	221	13.0
1993		Redshirt											
1994	27	147-301	48.8	37-103	35.9	72-107	67.3	78	2.9	59	2.2	403	14.9
Career	97	414-934	44.3	114-384	37.5	209-281	74.4	255	2.6	259	2.7	1139	11.7



10. JOHNNIE SKINNER (1971-73)

Season	G	FG-FGA	Pct.	FT-FTA	Pct.	REB	Avg.	A	Avg.	Pts.	Avg.
1971	25	197-514	38.3	72-115	62.6	101	4.0			466	18.6
1972	23	111-251	40.2	34-48	70.8	61	2.6			256	11.1
1973	25	173-377	45.9	68-82	82.4	90	3.6			414	16.6
Career	73	481-1142	42.1	174-245	71.0	252	3.5			1136	15.6




11. KEN MICKEY (1974, 76-77)

Season	G	FG-FGA	Pct.	FT-FTA	Pct.	REB	Avg.	A	Avg.	Pts.	Avg.
1974	26	135-297	45.4	78-109	71.5	91	3.5	128	4.1	348	13.3
1976	27	134-255	52.5	77-100	77.0	90	3.3	145	5.3	347	12.9
1977	29	158-313	50.5	114-148	77.0	112	3.9	203	7.0	430	14.8
Career	82	427-865	49.4	271-357	75.9	293	3.6	476	5.7	1125	13.7



12. SID WILLIAMS (1978-81)

Season	G	FG-FGA	Pct.	FT-FTA	Pct.	REB	Avg.	A	Avg.	Pts.	Avg.
1978	27	92-197	46.7	38-60	63.3	115	4.3	17	0.6	212	7.9
1979	26	123-263	46.8	18-29	62.1	90	3.5	30	1.2	264	10.2
1980	28	72-164	43.9	11-19	57.8	89	3.1	23	0.8	155	5.5
1981	30	198-334	59.3	58-92	63.0	216	7.2	32	1.1	454	15.1
Career	111	485-958	50.6	125-200	62.5	510	4.6	102	0.9	1095	9.9




T13. S.T. SAFFOLD (1964-66)

Season	G	FG-FGA	Pct.	FT-FTA	Pct.	REB	Avg.	A	Avg.	Pts.	Avg.
1964	24	106-248	42.7	42-70	60.0	226	9.4			254	10.6
1965	24	153-353	43.3	72-93	77.4	226	9.4			378	15.6
1966	24	162-369	43.8	94-132	71.3	253	10.6			418	17.4
Career	72	421-970	43.4	208-295	70.5	705	9.8			1050	14.6



T13. OLIVIER SAINT-JEAN (1996-97)

Season	G	FG-FGA	Pct.	3FG-FGA	Pct.	FT-FTA	Pct.	REB	Avg.	A	Avg.	Pts.	Avg.
1996	25	148-332	44.6	18-65	27.7	117-158	74.1	157	6.3	64	2.6	431	17.2
1997	26	225-457	49.2	26-71	36.6	143-196	73.0	229	8.8	28	1.1	619	23.8
Career	51	373-789	47.3	44-136	32.4	260-354	73.4	386	7.6	92	1.8	1050	20.6



15. CARROLL WILLIAMS (1953-55)

Season	G	FG-FGA	Pct.	FT-FTA	Pct.	REB	Avg.	A	Avg.	Pts.	Avg.
1953	26	59-174	33.9	76-113	67.3	119	4.6			194	7.5
1954	27	138-337	40.9	184-225	81.8	104	3.9			460	17.0
1955	25	107-245	43.7	181-214	84.6	105	4.2			395	15.8
Career	75	304-756	40.2	441-552	79.9	328	4.4			1049	13.9



SPARTAN HONORS

ALL-CONFERENCE

First Team

1946-47	Chuck Hughes, C
1947-48	Chuck Hughes, C
	Stu Inman, F
1948-49	Bob Hagen, F
	Stu Inman, F
1949-50	Stu Inman, F
	Bob Wuesthoff, G
1953-54	Carroll Williams, G
1954-55	Carroll Williams, G
1964-65	S.T. Saffold, F
1965-66	S.T. Saffold, F
1968-69	Darnell Hillman, F
1972-73	Johnnie Skinner, G
1975-76	Ken Mickey, G
1976-77	Ken Mickey, G
1979-80	Wally Rank, F
1980-81	Sid Williams, F/C
1981-82	Chris McNealy, F
1982-83	Chris McNealy, F
1985-86	Ricky Berry, F/G
1986-87	Ricky Berry, G/F
1987-88	Ricky Berry, G/F
1995-96	Olivier Saint-Jean, G/F
1996-97	Olivier Saint-Jean, F
2009-10	Adrian Oliver, G
2010-11	Adrian Oliver, G
2016-17	Brandon Clarke, F

Second Team

1947-48	Bob Wuesthoff, G
1948-49	Bob Wuesthoff, G
1949-50	George Clark, C
1953-54	Bud Hjelm, C
1954-55	Bud Hjelm, C
1955-56	Tom Crane, G
1956-57	Marv Branstrom, C
1957-58	Gil Egeland, F
1962-63	Dennis Bates, F
1963-64	S.T. Saffold, F
1966-67	Steve Schlink, F
1968-69	Coby Dietrick, F
1969-70	Coby Dietrick, F
1974-75	Don Ordorff, F
	Earl Hogue, G/F
1975-76	Ron Fair, C
	Earl Hogue, G/F
1976-77	Rick Quinn, F
1977-78	Wally Rank, F
1978-79	Wally Rank, F
1979-80	Mike Mendez, G
1980-81	Mike Mendez, G
	Doug Murrey, F
1984-85	Reggie Owens, F
1993-94	Terry Cannon, G
1998-99	Michael Quinney, G

2004-05 Marquin Chandler, F

Honorable Mention

1989-90	Kenne Young, C
1992-93	Daryl Scott, C
1993-94	Jason Allen, F
2010-11	Justin Graham, G
2017-18	Ryan Welage, G.

All-Freshman Team

1981-82	Michael Dixon, G
	Paul Phiifer, F
1983-84	Stony Evans, F
	Gerald Thomas, C
1984-85	Reggie Owens, F
1989-90	Kevin Logan, F
1990-91	Mike Brotherton, F/C

Freshman-of-the-Year

1983-84	Stony Evans, F
1984-85	Reggie Owens, F

Sixth Man of the Year

2015-16	Brandon Clarke, F
---------	-------------------

All-Defensive Team


1999-2000	R.J. Powell, G
2003	Brandon Hawkins, G
2011	Justin Graham, G
2016-17	Brandon Clarke, F

All-Newcomer Team

2002	Brandon Hawkins, G
2003	Antonio Lawrence, F
2008	C.J. Webster, F
2012	James Kinney, G

Players of the Week

Feb. 28, 1972	Johnnie Skinner, G
Jan. 8, 1973	Johnnie Skinner, G
Jan. 27, 1975	Pete Miller, G
Feb. 3, 1975	Pat Barrett, G
Feb. 10, 1975	Earl Hogue, F
Jan. 26, 1976	Ken Mickey, G
Feb. 2, 1976	Steve Sincock, F
Feb. 23, 1976	Ken Mickey, G
Jan. 17, 1977	Ken Mickey, G
Feb. 7, 1977	Ken Mickey, G
Jan. 16, 1978	Sid Williams, F
Feb. 7, 1978	Wally Rank, F
Jan. 26, 1981	Doug Murrey, F
Jan. 11, 1982	Chris McNealy, F
Dec. 22, 1982	Chris McNealy, F
Dec. 31, 1985	Ward Farris, G
Mar. 4, 1985	Reggie Owens, F
Dec. 23, 1986	Ricky Berry, F
Jan. 19, 1987	Ricky Berry, G




Coby Dietrick



Chris McNealy



Ricky Berry



Olivier Saint-Jean



Adrian Oliver



Brandon Clarke

SPARTAN HONORS

Mar. 2, 1987	Ricky Berry, G
Jan. 25, 1988	Ricky Berry, G
Dec. 18, 1989	Troy Batiste, G
Feb. 19, 1990	Kenne Young, C
Jan. 21, 1991	Terry Cannon, G
Dec. 23, 1991	Terry Cannon, G
Jan. 24, 1994	Terry Cannon, G
Feb. 27, 1995	Brad Quinet, G
Dec. 26, 1995	Roy hammonds, C
Feb. 12, 1996	Olivier Saint-Jean, F
Mar. 4, 1996	Sam Allen, F
Dec. 30, 1996	Olivier Saint-Jean, F
Feb. 3, 1997	Olivier Saint-Jean, F
Dec. 28, 1998	Shaun Murray, F
Jan. 11, 1999	Terrance Richmond, G/F
Jan. 21, 2002	David Granucci, F
Dec. 15, 2003	Eric Walton, C
Nov. 29, 2004	Marquin Chandler, F
Jan. 31, 2005	Marquin Chandler, F
Jan. 14, 2008	C.J. Webster, C
Dec. 29, 2008	C.J. Webster, C
Dec. 21, 2009	Adrian Oliver, G
Jan. 25, 2010	Adrian Oliver, G
Dec. 6, 2010	Justin Graham, G
Dec. 27, 2010	Adrian Oliver, G
Jan. 2, 2012	Keith Shamburger, G
Dec. 10, 2012	James Kinney, G
Dec. 19, 2016	Brandon Clarke, F
Jan. 16, 2017	Brandon Clarke, F
Feb. 13, 2017	Brandon Clarke, F

All-Academic Team

1999	Brad Kennett, F
2001	Billy Landram, F
2003	Brett Lilly, F
2004	Brett Lilly, F
2006	Tyree Gardner, G
	Kenny Smith, F
2007	Lance Holloway, F
2008	Lance Holloway, F
2010	Mac Peterson, G
2011	Wil Carter, F
	Keith Shamburger, G
	Garrett Ton, F
2012	Wil Carter, F
	Garrett Ton, F

All-Tournament Team

1980	Mickey Jackson, F
	Mike Mendez, G
	Wally Rank, F
1981	Sid Williams, F/C
1983	Chris McNealy, F
1985	Ward Farris, G
1987	Ricky Berry, G/F
1996	Tito Addison, G
	Olivier Saint-Jean, G/F
2011	Adrian Oliver, G

Tournament Most Valuable Player

1980	Wally Rank, F
1981	Sid Williams, F/C
1996	Olivier Saint-Jean, G/F

Coach-of-the-Year

1980	Bill Berry
1994	Stan Morrison

NABC All-District

First Team

1983	Chris McNealy, F
1986	Ricky Berry, F/G
1988	Ricky Berry, G/F
1997	Olivier Saint-Jean, F
2010	Adrian Oliver, G
2011	Adrian Oliver, G
2017	Brandon Clarke, F

Second Team

1982	Chris McNealy, F
1987	Ricky Berry, G/F
2018	Ryan Welage, G.

USBWA All-District

1983	Chris McNealy, F
1987	Ricky Berry, G/F
1988	Ricky Berry, G/F
1997	Olivier Saint-Jean, F
2010	Adrian Oliver, G

USBWA Oscar Robertson

National Player of the Week

Jan. 26, 2010	Adrian Oliver, G
---------------	------------------

ALL-AMERICA

1951	Stu Inman, F
1955	Carroll Williams, G
1980	Wally Rank, F
1981	Sid Williams, F/C
1982	Chris McNealy, F
1983	Chris McNealy, F
1986	Ricky Berry, F/G
1987	Ricky Berry, G/F
1988	Ricky Berry, G/F
1997	Olivier Saint-Jean, F
2011	Adrian Oliver, G

FRESHMAN

ALL-AMERICA

1984	Stony Evans, F
1985	Reggie Owens, F

ALL-STAR GAMES &

NATIONAL EVENTS

AIA-Coaches All-America Game

1981	Sid Williams, F/C
------	-------------------

NABC East-West All-Star Game

1983	Chris McNealy, F
1988	Ricky Berry, G/F

Aloha Classic (Orlando Classic)

1983	Chris McNealy, F
1988	Ricky Berry, G/F

U.S. Sports Festival


1985	Ricky Berry, F/G
	Reggie Owens, F

Pan American Games

1987	Ricky Berry, F
------	----------------

Portsmouth (Va.) Invitational

2005	Marquin Chandler, F
2011	Adrian Oliver, G



Ricky Berry played on the 1987 USA Pan American Games team. His #34 was retired in 1989.



Olivier Saint-Jean has his #3 retired in 2002.

NCAA TOURNAMENT TEAMS



San José State faced Brigham Young in a 1951 NCAA opening round game.

1951 Spartans

Walt McPherson, Head Coach

Bob Wuesthoff, Asst. Coach

- 3 Jack Avina
- 4 Mort Schorr
- 5 Bobby Crowe
- 6 Elmer Craig
- 8 Dean Giles
- 9 Ted Prescott
- 10 Orville Johnson
- 11 Lee Jensen
- 12 Aaron Seandel
- 13 Cornelius Barnes
- 14 Lee Deming
- 15 Bob Enzensperger
- 16 George Clark
- 17 Charles Crampton
- 18 Duane Baptiste
- 19 Carter Williams
- 20 Billy Wilson



San José State faced Missouri in a 1981 NCAA Midwest Regional first round game.

1980 Spartans

Bill Berry, Head Coach

Phil Rosemurgy, Asst. Coach

Tony Oddo, Asst. Coach

- 10 Ron Chisholm
- 14 Eddie Saunders
- 15 David Byrd
- 21 Grover Brown
- 22 Phil Davis
- 24 John Russo
- 25 Mike Mendez
- 30 Wally Rank
- 32 Steve Swarbrick
- 33 Mickey Jackson
- 35 Doug Murrey
- 40 Arthur Graham
- 42 Sid Williams
- 44 Dan Sullivan



San José State faced Kentucky in a 1996 NCAA opening round game.

1996 Spartans

Stan Morrison, Head Coach

Stan Stewart, Assoc. Coach

Keith Moss, Asst. Coach

Lossie Mitchel, Asst. Coach


- 3 Olivier Saint-Jean
- 5 Sam Allen
- 11 LaRon Campbell-Hall
- 12 Tito Addison
- 14 Jahi Bacon
- 21 Marmet Williams
- 24 Kweli Baker
- 31 Brad Quinet
- 32 Roy Hammonds
- 35 Rich Taylor
- 41 Darren Greene
- 42 Damon Lee
- 50 Ken Kavanagh
- 52 Craig Clark

SPARTANS IN THE PROS



Coby Dietrick

Memphis (ABA)	1971-72
Dallas (ABA)	1973
San Antonio	1974-79
Chicago	1980-82
San Antonio	1983



Darnell Hillman

Indiana (ABA)	1972-77
New Jersey	1978
Denver	1978
Kansas City	1979
Golden State	1980



Wally Rank

San Diego	1981
-----------	------



Chris McNealy

New York	1986-88
----------	---------



Ricky Berry

Sacramento	1989
------------	------



Rick Darnell

Virginia	1976
----------	------



**Olivier Saint-Jean
(Tariq Abdul-Wahad)**

Sacramento	1998-99
Orlando	2000
Denver	2000-02
Dallas	2002-05



Stu Inman

Director of Player Personnel

Portland	1970-85
Milwaukee	1986-87
Miami	1987-92
Dallas	1993-94

Interim Head Coach

Portland	1972
----------	------

Draft History

BAA

1946

Ed Hughes, Washington Capitols

NBA

1950

Stu Inman, Chicago Stags, 6th round

1951

Bobby Crowe, Baltimore Bullets, 9th round

1969

Dick Groves, San Diego Rockets, 16th round

1970

Coby Dietrick, Golden State Warriors, 10th round

1971

Darnell Hillman, Golden State Warriors, 1st round, 8th overall pick

1980

Wally Rank, San Diego Clippers, 5th round

1982

Sid Williams, Portland Trail Blazers, 9th round

1982

Doug Murrey, Golden State Warriors, 9th round

1983

Chris McNealy, Kansas City-Omaha Kings, 2nd round

1988

Ricky Berry, Sacramento Kings, 1st round, 18th overall pick

1997

Olivier Saint-Jean, Sacramento Kings, 1st round, 11th overall pick

ABA

1970

Coby Dietrick, Memphis Pros, 6th round

1971

Darnell Hillman, Indiana Pacers, 2nd round

As a Director of Player Personnel, Stu Inman's teams selected Sidney Wicks, Bill Walton, Lionel Hollins, Mychal Thompson, Jim Paxson, Clyde Drexler, Scott Skiles, Steve Smith and Jason Kidd in the first-round of a NBA draft.

ALL-TIME RESULTS

Air Force (6-10)*

Dec. 6, 1971 (A)	W	74-67
Jan. 16, 1997 (H)	W	62-45
Feb. 13, 1997 (A)	W	88-77
Jan. 15, 2014 (A)	L	62-77
Feb. 12, 2014 (H)	L	48-51
Jan. 7, 2015 (A)	L	56-78
Jan. 28, 2015 (H)	L	52-66
Jan. 2, 2016 (A)	L	57-64
Jan. 30, 2016 (H)	W	75-54
Jan. 14, 2017 (A)	W	89-85
Feb. 18, 2017 (H)	W-OT	83-78
Jan. 13, 2018 (H)	L	71-78
Mar. 3, 2018 (A)	L	61-83
Jan. 26, 2019 (H)	L	71-73 (2 OT)
Feb. 23, 2019 (A)	L	68-82
Mar. 13, 2019 (N)	L	56-87

Alabama (1-0)

Dec. 27, 1996 (H)	W-OT	60-59
-------------------	------	-------

Alaska-Anchorage (2-0)

Dec. 30, 1994 (N)	W	70-66
Nov. 28, 2015 (A)	W	91-87

Antelope Valley (1-0)

Nov. 10, 2017 (H)	W	97-45
-------------------	---	-------

Appalachian State (1-0)

Nov. 16, 2007 (N)	W	64-62
-------------------	---	-------

Arizona (4-9)*

Jan. 27, 1951 (H)	L	55-62
Dec. 18, 1953 (A)	L-OT	77-81
Dec. 16, 1955 (A)	W	68-63
Dec. 27, 1957 (H)	W	77-63
Jan. 2, 1959 (A)	W	64-62
Dec. 13, 1963 (A)	L	44-63
Dec. 12, 1964 (H)	W	66-59
Dec. 22, 1965 (A)	L	47-56
Dec. 2, 1966 (H)	L	68-79
Dec. 1, 1967 (A)	L	59-94
Dec. 18, 1970 (A)	L	77-100
Dec. 3, 1979 (A)	L	70-72
Dec. 1, 1984 (A)	L	44-79

Arizona State (6-9)

Dec. 29, 1936 (H)	L	24-38
Dec. 19, 1953 (A)	W	61-50
Dec. 17, 1955 (A)	L	62-81
Dec. 30, 1955 (H)	W	69-58
Dec. 4, 1956 (A)	W	82-71
Dec. 28, 1957 (H)	W	71-52
Jan. 3, 1959 (A)	L	58-62
Dec. 21, 1965 (A)	L	62-67
Dec. 5, 1966 (H)	W	66-62
Dec. 2, 1967 (A)	W	78-75
Dec. 1, 1978 (A)	L	74-89
Nov. 30, 1985 (A)	L	66-72
Dec. 20, 1986 (H)	L	66-67
Nov. 13, 1998 (A)	L	49-68
Nov. 21, 2006 (A)	L	52-64

Arkansas Little Rock (0-1)

Dec. 30, 1989 (N)	L	80-90
-------------------	---	-------

Army (1-0)

Dec. 2, 1988 (N)	W	84-74
------------------	---	-------

Auburn (0-1)

Dec. 11, 1987 (N)	L	65-70
-------------------	---	-------

Ball State (2-1)

Dec. 27, 1973 (H)	W	81-79
Dec. 6, 1976 (A)	W	63-56
Dec. 8, 1995 (N)	L	64-80

Baylor (1-0)

Dec. 20, 2003 (N)	W	79-64
-------------------	---	-------

Beloit (0-2)

Jan. 4, 1951 (A)	L	57-86
Dec. 27, 1954 (A)	L	68-75

Bethesda (1-0)

Nov. 14, 2014 (H)	W	67-44
-------------------	---	-------

Bethune Cookman (1-0)

Dec. 6, 2018 (H)	W	67-65
------------------	---	-------

Boise State (3-33)*

Dec. 17, 1988 (H)	L	65-71
Dec. 8, 1989 (A)	L	57-61
Dec. 23, 1991 (H)	L	68-80
Dec. 21, 1994 (A)	L	61-70
Jan. 3, 2002 (A)	L	52-61
Feb. 2, 2002 (H)	W	62-51
Jan. 2, 2003 (A)	L	56-58
Mar. 8, 2003 (H)	L	47-65
Jan. 22, 2004 (H)	L	54-70
Feb. 21, 2004 (A)	L	51-72
Jan. 20, 2005 (A)	L	62-72
Feb. 21, 2005 (H)	L	69-72
Jan. 19, 2006 (A)	L	65-68
Feb. 1, 2006 (H)	L	75-77
Feb. 10, 2007 (H)	L	64-65
Feb. 22, 2007 (A)	L	64-83
Jan. 2, 2008 (A)	L	63-78
Feb. 10, 2008 (H)	L	64-65
Feb. 28, 2008 (H)	L	68-74
Jan. 8, 2009 (A)	L	64-84
Feb. 7, 2009 (H)	L	83-89
Jan. 14, 2010 (H)	W	76-74
Mar. 6, 2010 (A)	L	56-85
Jan. 6, 2011 (H)	L-40T	101-102
Mar. 5, 2011 (A)	L	51-66
Jan. 25, 2014 (A)	L	76-55
Mar. 12, 2014 (N)	L	52-83
Jan. 21, 2015 (A)	L	86-36
Mar. 4, 2015 (H)	L	51-68
Jan. 20, 2016 (A)	L	69-94
Mar. 5, 2016 (H)	W	68-63
Jan. 21, 2017 (H)	L	65-75
Feb. 25, 2017 (A)	L	78-85
Jan. 24, 2018 (A)	L	71-94
Jan. 12, 2019 (H)	L	64-87
Feb. 9, 2019 (A)	L	57-105

Bowling Green (2-1)

Feb. 3, 1950 (N)	W	49-48
Dec. 18, 2016 (H)	W	77-76
Nov. 29, 2017 (A)	L	79-85

ALL-TIME RESULTS

BYU (2-6)

Dec. 17, 1948 (A)	L	47-60
Dec. 18, 1948 (A)	L	67-73
Mar. 22, 1951 (N)	L	61-66
Dec. 20, 1961 (A)	W	60-54
Dec. 13, 1969 (A)	L	77-92
Dec. 29, 1994 (N)	L	61-74
Jan. 21, 1999 (A)	L	44-75
Feb. 20, 1999 (H)	W-OT	76-74

BYU-Hawai'i (1-1)

Dec. 21, 1999 (A)	W	75-56
Dec. 22, 2003 (A)	L	75-85

Brown (1-1)

Jan. 8, 2000 (H)	W	64-59
Dec. 28, 2002 (H)	L	75-86

California (3-19)

Dec. 11, 1953 (A)	L	48-56
Dec. 29, 1956 (A)	L	47-69
Dec. 6, 1957 (A)	L	62-70
Dec. 3, 1958 (A)	L	36-60
Dec. 12, 1959 (A)	L	43-54
Dec. 6, 1960 (A)	L	39-43
Jan. 29, 1966 (A)	L	52-64
Dec. 4, 1968 (A)	L	98-103
Dec. 9, 1969 (A)	L	62-67
Dec. 8, 1970 (A)	L	55-90
Jan. 22, 1972 (H)	W	86-83
Jan. 20, 1973 (A)	L	58-79
Jan. 26, 1974 (A)	L	60-62
Jan. 28, 1975 (A)	L	85-92
Jan. 29, 1976 (A)	W	82-80
Dec. 27, 1977 (H)	W	76-74
Nov. 25, 1978 (A)	L	66-77
Dec. 3, 1990 (A)	L	53-93
Dec. 28, 1991 (H)	L	87-93
Dec. 7, 1999 (A)	L	52-67
Nov. 30, 2005 (A)	L	52-70
Dec. 7, 2011 (A)	L	36-81
Dec. 21, 2018 (A)	L	80-88

UC Davis (7-2)

Dec. 10, 1960 (H)	W	63-39
Dec. 12, 1970 (H)	W	85-65
Dec. 28, 1971 (A)	W	86-72
Jan. 15, 1975 (A)	L	55-66
Dec. 29, 1976 (H)	W	85-78
Dec. 20, 2011 (H)	W	79-59
Dec. 5, 2012 (A)	W	73-64
Dec. 18, 2013 (H)	W-30T	89-85
Dec. 3, 2014 (A)	L	70-56

UC Irvine (19-26)

Feb. 6, 1970 (A)	L	80-91
Jan. 26, 1978 (A)	L	58-73
Feb. 9, 1978 (H)	W	70-67
Feb. 1, 1979 (H)	L	61-62
Feb. 10, 1979 (A)	L	71-80
Jan. 31, 1980 (H)	W	82-47
Feb. 9, 1980 (A)	W	74-59
Feb. 5, 1981 (A)	L	78-90
Feb. 14, 1981 (H)	L	49-50
Feb. 4, 1982 (A)	W	58-57
Feb. 11, 1982 (H)	L	61-68
Jan. 27, 1983 (A)	W	73-59
Jan. 14, 1984 (H)	L	72-77
Feb. 9, 1984 (A)	L	53-64
Jan. 3, 1985 (H)	W	93-71
Feb. 2, 1985 (A)	L	77-78
Jan. 2, 1986 (A)	L	67-72
Feb. 2, 1986 (H)	W	71-55
Jan. 10, 1987 (A)	L	84-89
Feb. 5, 1987 (H)	W	95-70
Jan. 16, 1988 (A)	L	77-98
Feb. 15, 1988 (H)	L	55-63
Jan. 14, 1989 (H)	L	62-71
Feb. 9, 1989 (A)	L	69-91
Jan. 4, 1990 (A)	W	75-69
Mar. 1, 1990 (H)	W	84-78
Jan. 4, 1991 (H)	L	88-97
Feb. 28, 1991 (A)	L-OT	81-86
Feb. 1, 1992 (H)	W	58-52
Feb. 27, 1992 (A)	L	65-78
Jan. 30, 1993 (A)	L	64-73
Feb. 25, 1993 (H)	L	62-67
Jan. 22, 1994 (A)	W	89-76

Feb. 3, 1994 (H)	W	72-67
Jan. 22, 1995 (H)	L	74-85
Feb. 16, 1995 (A)	L	49-79
Jan. 4, 1996 (A)	L	70-78
Feb. 29, 1996 (H)	W	81-70
Mar. 9, 1996 (N)	W	71-67
Dec. 17, 2004 (H)	L	55-76
Dec. 3, 2005 (A)	L	58-68
Dec. 18, 2009 (A)	W	69-56
Dec. 28, 2009 (H)	W	78-68
Dec. 4, 2010 (H)	W	85-70
Nov. 14, 2010 (H)	W	51-50

UCLA (1-8)*

Dec. 22, 1934 (H)	L	25-35
Dec. 18, 1935 (H)	L	22-30
Dec. 18, 1939 (H)	L	33-45
Dec. 19, 1939 (H)	W	40-31
Dec. 16, 1950 (A)	L	59-62
Dec. 5, 1975 (A)	L	80-90
Dec. 22, 1976 (A)	L	74-89
Dec. 22, 1977 (A)	L	69-109
Dec. 11, 1982 (A)	L	71-94

UC Riverside (4-3)*

Dec. 28, 1980 (H)	W	59-39
Nov. 21, 2000 (A)	W-OT	58-55
Dec. 30, 2000 (H)	W	51-50
Feb. 21, 2009 (H)	L	52-53
Nov. 22, 2009 (A)	L	66-70
Nov. 28, 2010 (H)	W	80-77
Dec. 22, 2011 (A)	L	64-66

UC Santa Barbara (47-49)

Feb. 3, 1925 (A)	W	39-30
Feb. 17, 1939 (H)	L	37-41
Feb. 18, 1939 (H)	W	57-42
Jan. 19, 1940 (A)	L	32-36
Jan. 20, 1940 (A)	L	25-35
Jan. 17, 1941 (A)	L	40-43
Jan. 18, 1941 (A)	L	34-49
Feb. 14, 1941 (H)	W	41-34
Feb. 15, 1941 (H)	W	43-41
1941-42 (H)	L	31-41
1941-42 (H)	W	30-28
1941-42 (A)	W	37-32

ALL-TIME RESULTS

1941-42 (A)	L	31-39
Feb. 16, 1943 (A)	W	41-40
Feb. 7, 1947 (H)	W	55-49
Feb. 15, 1947 (A)	L	45-59
Jan. 16, 1948 (H)	W	54-37
Feb. 7, 1948 (A)	W	64-54
Feb. 19, 1949 (A)	L	34-60
Feb. 26, 1949 (H)	W	55-32
Feb. 11, 1950 (A)	L	44-50
Mar. 3, 1950 (H)	W	79-46
Dec. 15, 1950 (A)	W	45-48
Dec. 20, 1954 (H)	L	55-73
Dec. 7, 1962 (A)	W	70-46
Nov. 30, 1963 (A)	W	59-56
Dec. 27, 1963 (N)	W	77-50
Feb. 3, 1964 (H)	L	38-55
Jan. 16, 1965 (A)	W	72-65
Feb. 23, 1965 (A)	W	73-55
Dec. 29, 1965 (N)	L	56-69
Jan. 8, 1966 (H)	W	71-52
Feb. 22, 1966 (A)	L	76-83
Jan. 7, 1967 (A)	L	75-96
Feb. 18, 1967 (H)	W	89-77
Jan. 6, 1968 (H)	W	75-63
Feb. 17, 1968 (A)	W	78-72
Jan. 4, 1969 (A)	W	63-54
Feb. 15, 1969 (H)	W	85-77
Jan. 10, 1970 (H)	L	57-64
Feb. 28, 1970 (A)	L	87-104
Jan. 8, 1971 (A)	L	61-68
Feb. 26, 1971 (H)	L	64-77
Jan. 7, 1972 (A)	L	67-73
Feb. 12, 1972 (H)	W	65-63
Jan. 13, 1973 (A)	L	59-63
Mar. 2, 1973 (H)	L	82-64
Jan. 23, 1974 (A)	L	62-81
Feb. 5, 1974 (H)	L	68-74
Jan. 25, 1977 (H)	W	83-82
Feb. 17, 1977 (A)	W	74-71
Mar. 2, 1977 (H)	W	71-52
Jan. 21, 1978 (A)	L	67-70
Feb. 16, 1978 (H)	W-OT	68-66
Jan. 18, 1979 (H)	L	76-79
Feb. 15, 1979 (A)	L	86-93
Jan. 19, 1980 (A)	L-OT	66-76
Feb. 14, 1980 (H)	L	51-52

Feb. 28, 1980 (N)	W	73-66
Jan. 24, 1981 (A)	W-30T	57-56
Feb. 19, 1981 (H)	W	68-44
Jan. 23, 1982 (A)	W	72-65
Feb. 20, 1982 (H)	L	48-49
Jan. 22, 1983 (A)	W	58-57
Mar. 5, 1983 (H)	W	70-58
Jan. 5, 1984 (A)	W	58-56
Feb. 6, 1984 (H)	W	59-56
Jan. 12, 1985 (A)	W	74-55
Feb. 13, 1985 (H)	W	57-54
Jan. 9, 1986 (H)	W	76-63
Feb. 13, 1986 (A)	L	63-66
Jan. 22, 1987 (H)	W	70-64
Feb. 19, 1987 (A)	L	52-53
Mar. 6, 1987 (N)	W	70-69
Jan. 14, 1988 (A)	W	67-61
Feb. 13, 1988 (H)	L	64-65
Jan. 16, 1989 (H)	L	48-69
Feb. 11, 1989 (A)	L	49-70
Jan. 2, 1990 (A)	L	61-82
Mar. 3, 1990 (H)	L	76-77
Jan. 2, 1991 (H)	L	62-70
Mar. 2, 1991 (A)	L	51-85
Jan. 4, 1992 (A)	L-OT	78-86
Mar. 5, 1992 (H)	L	64-92
Mar. 1, 1993 (H)	L	62-67
Mar. 6, 1993 (A)	L	59-72
Jan. 17, 1994 (H)	W	72-50
Feb. 10, 1994 (A)	W	62-53
Jan. 16, 1995 (A)	L	51-69
Feb. 9, 1995 (H)	L	66-71
Jan. 27, 1996 (H)	L	77-80
Feb. 22, 1996 (A)	W	69-66
Dec. 30, 1998 (A)	L	66-68
Nov. 24, 1999 (H)	W	62-41
Feb. 18, 2005 (H)	L	72-76
Nov. 10, 2006 (A)	L	67-75

UC Santa Cruz (3-0)

Dec. 22, 2000 (H)	W	58-49
Nov. 25, 2003 (H)	W	87-41
Nov. 20, 2012 (H)	W	94-54

Cal Maritime (1-0)

Nov. 19, 2008 (H)	W	79-37
-------------------	---	-------

Cal Poly (24-4)

Feb. 13, 1923 (H)	W	32-14
Jan. 30, 1924 (H)	W	34-9
Feb. 2, 1924 (A)	W	65-17
Feb. 1, 1926 (H)	W	20-15
Feb. 2, 1926 (H)	W	32-12
Feb. 21, 1927 (H)	W	29-12
Feb. 22, 1927 (H)	W	34-8
Feb. 1, 1929 (H)	W	62-9
Feb. 2, 1929 (H)	W	54-18
Feb. 14, 1947 (A)	W	62-36
Feb. 22, 1947 (H)	W	59-47
Feb. 6, 1948 (A)	W	58-52
Feb. 14, 1948 (H)	W	56-53
Feb. 11, 1949 (H)	W	52-41
Feb. 18, 1949 (A)	W	60-40
Feb. 10, 1950 (A)	W	67-61
Feb. 25, 1950 (H)	W	67-51
Jan. 30, 1951 (H)	W	59-54
Dec. 1, 1951 (H)	W	49-46
Feb. 6, 1953 (A)	L	67-69
Dec. 29, 1953 (H)	W	47-46
Jan. 26, 1955 (H)	W	73-66
Nov. 29, 2003 (A)	L	62-70
Dec. 4, 2004 (H)	W	69-50
Nov. 20, 2005 (A)	W	72-57
Dec. 3, 2006 (H)	W	80-63
Nov. 12, 2011 (A)	L	52-79
Dec. 10, 2011 (H)	L	40-47

Cal Poly Pomona (1-0)

Dec. 9, 1996 (H)	W	68-55
------------------	---	-------

CSU Bakersfield (4-4)

Nov. 28, 1981 (H)	L	41-42
Nov. 30, 2007 (A)	W	78-63
Jan. 29, 2008 (H)	W	71-56
Jan. 12, 2009 (A)	L	55-61
Dec. 9, 2009 (H)	W-OT	84-80
Nov. 24, 2011 (A)	L	77-82
Jan. 23, 2012 (H)	W	78-70
Nov. 17, 2018 (N)	L	72-73

ALL-TIME RESULTS

CSU Dominguez (1-0)

Nov. 30, 1981 (H) W 72-52

Cal State East Bay (8-2)

Dec. 6, 1967 (H) W 81-77

Dec. 7, 1968 (A) W 93-69

Jan. 27, 1970 (H) L-OT 79-81

Dec. 10, 1971 (A) W 107-70

Dec. 5, 1972 (A) W 76-67

Jan. 3, 1975 (A) W 85-81

Dec. 5, 1984 (H) W 77-57

Nov. 27, 1985 (H) W 79-55

Dec. 22, 1986 (H) L 60-66

Nov. 18, 2000 (H) W-OT 70-64

Cal State Fullerton (25-27)

Feb. 6, 1974 (H) W 75-69

Feb. 15, 1975 (A) L 79-81

Feb. 7, 1976 (H) L 56-72

Feb. 12, 1976 (A) L 66-67

Jan. 20, 1977 (A) L 64-84

Feb. 26, 1977 (H) W 80-61

Jan. 19, 1978 (A) L 66-81

Feb. 18, 1978 (H) L 78-80

Mar. 2, 1978 (N) L 78-88

Feb. 4, 1979 (H) W 84-80

Feb. 8, 1979 (A) W 75-72

Feb. 2, 1980 (H) W 72-69

Feb. 7, 1980 (A) W 66-58

Jan. 22, 1981 (A) W 49-43

Feb. 21, 1981 (H) W 59-41

Mar. 5, 1981 (N) W 63-54

Jan. 22, 1982 (A) L 50-61

Feb. 18, 1982 (H) W 62-57

Jan. 13, 1983 (H) W 73-60

Jan. 29, 1983 (A) L 57-77

Jan. 7, 1984 (A) L 62-72

Feb. 2, 1984 (H) W 50-49

Jan. 10, 1985 (A) W-4OT 97-92

Jan. 26, 1985 (H) L 46-51

Jan. 11, 1986 (H) L 40-41

Feb. 15, 1986 (A) L 54-57

Jan. 24, 1987 (H) W 62-53

Feb. 2, 1987 (A) L 60-62

Jan. 23, 1988 (H) W 65-60

Feb. 18, 1988 (A) L 51-63

Jan. 19, 1989 (A) L 60-82

Feb. 18, 1989 (H) L-OT 69-70

Jan. 15, 1990 (H) W 66-60

Feb. 1, 1990 (A) L-OT 84-90

Jan. 9, 1991 (A) L 78-91

Jan. 14, 1991 (H) W 80-70

Jan. 30, 1992 (H) L 64-76

Feb. 29, 1992 (A) L 75-82

Jan. 28, 1993 (A) L 61-66

Feb. 27, 1993 (H) W 60-58

Jan. 20, 1994 (A) W 69-63

Feb. 5, 1994 (H) W 84-82

Jan. 19, 1995 (H) L 60-69

Feb. 18, 1995 (A) W 86-77

Jan. 2, 1996 (A) W 88-77

Mar. 3, 1996 (H) W 90-80

Dec. 27, 1998 (H) W 84-59

Dec. 11, 1999 (A) L 44-68

Dec. 21, 2005 (H) L 59-67

Dec. 23, 2006 (A) L 77-104

Nov. 23, 2013 (H) W 81-59

Nov. 22, 2014 (A) L 70-66

Cal State Los Angeles (3-8)

Dec. 9, 1966 (N) L 67-79

Jan. 9, 1970 (H) L 90-101

Feb. 27, 1970 (A) L 79-94

Jan. 9, 1971 (A) L 58-90

Feb. 27, 1971 (H) L 86-92

Jan. 8, 1972 (A) L 67-80

Feb. 11, 1972 (H) W 84-73

Jan. 12, 1973 (A) W 86-65

Mar. 3, 1973 (H) W 91-90

Jan. 31, 1974 (A) L 69-78

Feb. 23, 1974 (A) L 67-95

CSU Monterey Bay (1-0)

Dec. 7, 2002 (H) W 70-52

CSUN (2-2)

Nov. 22, 1998 (H) W 89-77

Dec. 30, 1999 (A) L 53-71

Dec. 14, 2002 (A) L 67-92

Dec. 6, 2003 (H) W 55-49

Central Michigan (1-1)

Dec. 13, 1975 (H) W 82-78

Nov. 18, 2018 (N) L 74-76

Chaminade (1-0)

Dec. 4, 1987 (H) W 83-56

Chico State (22-25)

Jan. 22, 1910 (H) L 23-24

Jan. 20, 1912 (H) W 32-23

Jan. 25, 1913 (H) L 12-39

Jan. 24, 1914 (H) W 33-21

Jan. 22, 1915 (A) L 13-39

Jan. 22, 1916 (H) L 34-40

Feb. 22, 1916 (A) L 13-39

Feb. 3, 1917 (A) L 27-29

1919-20 (H) L 12-28

Jan. 21, 1921 L N/A

Jan. 21, 1922 (H) W 53-5

Jan. 27, 1923 (A) W 37-13

Feb. 2, 1924 (H) W 13-9

Jan. 24, 1925 (H) W 25-15

Feb. 26, 1926 (A) L 16-35

Feb. 27, 1926 (A) L 15-40

Feb. 25, 1927 (H) W 35-12

Feb. 26, 1927 (H) W 30-19

Mar. 2, 1928 (A) L 23-31

Mar. 3, 1928 (A) W 29-12

Mar. 9, 1928 (H) W 22-16

Mar. 10, 1928 (A) L 25-33

Mar. 11, 1928 (N) W 29-28

Mar. 1, 1929 (H) W 36-33

Mar. 2, 1929 (H) L 17-31

Mar. 8, 1929 (A) W 43-41

Mar. 9, 1929 (H) W 33-32

Feb. 28, 1930 (A) L 30-45

Mar. 1, 1930 (A) L 33-35

Feb. 20, 1931 (H) W 39-18

Feb. 21, 1931 (H) L 27-45

Feb. 26, 1932 (A) L 24-41

Feb. 27, 1932 (A) L 28-35

Feb. 24, 1933 (H) W 46-44

Feb. 25, 1933 (H) L 24-35

Feb. 23, 1934 (A) L 35-44

Feb. 24, 1934 (A) W 42-35

ALL-TIME RESULTS

Feb. 22, 1935 (H)	L	25-28
Feb. 23, 1935 (H)	L	50-62
Feb. 2, 1940 (H)	L	32-35
Feb. 3, 1940 (H)	L	35-47
Feb. 7, 1941 (A)	W	47-34
Feb. 8, 1941 (A)	L	44-53
Dec. 11, 1948 (H)	W	58-33
Dec. 2, 1961 (H)	W	66-31
Jan. 7, 1975 (H)	W	79-53
Nov. 26, 1976 (H)	W-OT	79-75

Colorado (1-2)

Dec. 21, 1950 (H)	W	49-47
Dec. 6, 1977 (A)	L	62-75
Dec. 19, 1978 (H)	L	71-72

Colorado State (0-18)*

Dec. 22, 1969 (A)	L	65-91
Jan. 25, 1997 (A)	L	76-80
Feb. 20, 1997 (H)	L	64-66
Dec. 22, 1997 (H)	L	41-58
Jan. 21, 1998 (A)	L	81-52
Dec. 23, 1999 (N)	L	57-61
Jan. 8, 2014 (H)	L	64-66
Mar. 5, 2014 (A)	L	66-78
Jan. 17, 2015 (H)	L	41-70
Feb. 25, 2015 (A)	L	56-72
Jan. 9, 2016 (H)	L-OT	84-85
Jan. 27, 2016 (A)	L	66-74
Mar. 9, 2016 (N)	L	61-80
Jan. 4, 2017 (H)	L	71-76
Jan. 25, 2017 (A)	L	72-81
Dec. 30, 2017 (H)	L	52-59
Feb. 10, 2018 (A)	L	79-90
Feb. 20, 2019 (H)	L	70-91

Columbia (0-1)

Jan. 1, 1971 (H)	L	68-71
------------------	---	-------

Connecticut (1-0)

Dec. 28, 1968 (H)	W	96-83
-------------------	---	-------

Coppin State (1-0)

Dec. 29, 2011 (N)	W	81-66
-------------------	---	-------

Creighton (0-4)

Dec. 26, 1969 (N)	L	70-83
Dec. 20, 1971 (A)	L	59-70
Dec. 5, 1988 (A)	L	77-84
Mar. 15, 2011 (A)	L	74-85

Denver (0-6)

Dec. 5, 1959 (A)	L	47-64
Dec. 7, 1971 (A)	L	66-69
Jan. 17, 2013 (A)	L	37-73
Feb. 16, 2013 (H)	L	41-62
Nov. 17, 2016 (H)	L	69-74
Dec. 5, 2017 (A)	L	56-58

DePaul (0-1)

Dec. 19, 1974 (A)	L-OT	73-75
-------------------	------	-------

Detroit Mercy (1-0)

Dec. 28, 1996 (H)	W	63-56
-------------------	---	-------

Drake (0-4)

Dec. 5, 1989 (H)	L	47-65
Dec. 21, 1992 (A)	L	43-66
Feb. 19, 2005 (A)	L	57-73
Dec. 17, 2005 (H)	L	64-82

Duke (0-1)

Dec. 31, 2006 (A)	L	51-70
-------------------	---	-------

Duquesne (1-2)

Jan. 2, 1951 (A)	L	57-74
Dec. 21, 1972 (A)	L	85-95
Dec. 22, 1980 (H)	W	82-60

Eastern Illinois (0-1)

Mar. 9, 1949 (N)	L	75-81
------------------	---	-------

Eastern Montana (1-0)

Dec. 30, 1981 (A)	W	54-53
-------------------	---	-------

Eastern Washington (4-1)

Dec. 21, 1988 (H)	W	93-75
Dec. 19, 1998 (H)	W	63-47
Dec. 2, 2000 (A)	L	62-71
Nov. 12, 2010 (A)	W	67-60
Dec. 12, 2010 (H)	W	70-69

Evansville (0-1)

Dec. 17, 1956 (A)	L	73-81
-------------------	---	-------

Farleigh Dickinson (1-0)

Nov. 14, 2001 (N)	W	65-57
-------------------	---	-------

Florida (1-0)

Dec. 30, 1974 (N)	W	83-80
-------------------	---	-------

Fordham (0-1)

Dec. 3, 1983 (N)	L	74-89
------------------	---	-------

Fresno State (81-92)*

Dec. 18, 1916 (A)	W	58-32
Feb. 17, 1922 (A)	L	34-38
Feb. 24, 1922 (A)	L	24-26
Feb. 3, 1923 (H)	W	20-18
Feb. 8, 1924 (A)	W	13-12
Feb. 27, 1925 (A)	W	30-28
Feb. 28, 1925 (A)	L	14-29
Mar. 6, 1925 (H)	W	32-19
Mar. 7, 1925 (H)	W	17-14
Jan. 15, 1926 (H)	L	11-32
Jan. 16, 1926 (H)	L	14-24
Jan. 14, 1927 (A)	L	33-37
Jan. 15, 1927 (A)	L	28-32
Dec. 16, 1927 (H)	W	27-26
Dec. 17, 1927 (H)	L	17-29
Feb. 8, 1929 (A)	W	33-29
Feb. 9, 1929 (A)	L	27-28
Jan. 31, 1930 (H)	W	33-26
Feb. 1, 1930 (H)	W	37-25
Jan. 30, 1931 (A)	W	54-22
Jan. 31, 1931 (A)	L	29-35
Feb. 19, 1932 (H)	W	44-30
Feb. 20, 1932 (A)	L	26-27
Feb. 17, 1933 (A)	L	40-44
Feb. 18, 1933 (A)	L	31-47

ALL-TIME RESULTS

Feb. 16, 1934 (H)	W	51-13	Dec. 2, 1960 (H)	W	74-54	Mar. 2, 1989 (A)	L	59-73
Feb. 17, 1934 (H)	W	38-18	Jan. 28, 1961 (H)	L	63-68	Mar. 8, 1989 (N)	L	60-64
Feb. 15, 1935 (A)	L	33-35	Dec. 12, 1961 (H)	W	71-42	Jan. 29, 1990 (A)	L	53-69
Feb. 16, 1935 (A)	W	39-37	Dec. 11, 1962 (A)	L	42-56	Feb. 17, 1990 (H)	W	61-59
Jan. 12, 1940 (A)	W	49-43	Jan. 30, 1968 (A)	L	74-90	Mar. 7, 1990 (N)	L	56-71
Jan. 13, 1940 (A)	W	45-36	Dec. 2, 1968 (H)	L	69-72	Jan. 17, 1991 (H)	W-OT	94-92
Jan. 31, 1941 (H)	W	39-27	Feb. 17, 1970 (H)	L	68-80	Feb. 16, 1991 (A)	W	72-71
Feb. 1, 1941 (H)	W	56-38	Feb. 20, 1970 (A)	L	79-80	Jan. 27, 1992 (A)	L	51-64
Feb. 28, 1941 (A)	L	45-57	Feb. 16, 1971 (A)	L	83-108	Feb. 20, 1992 (H)	L	71-74
Mar. 1, 1941 (A)	W	39-36	Feb. 19, 1971 (H)	L	66-68	Dec. 26, 1992 (H)	W	74-62
1941-42 (H)	W	51-47	Jan. 14, 1972 (A)	L	78-79	Dec. 4, 1993 (A)	W	69-67
1941-42 (H)	L	28-41	Feb. 26, 1972 (H)	W	80-72	Dec. 10, 1994 (H)	L	65-71
1941-42 (A)	W	59-58	Feb. 1, 1973 (H)	W	90-66	Dec. 5, 1995 (A)	L	68-92
1941-42 (A)	L	36-50	Feb. 24, 1973 (A)	W	63-57	Jan. 11, 1997 (A)	L	53-80
Feb. 5, 1943 (H)	W	53-37	Feb. 2, 1974 (H)	W	61-60	Feb. 6, 1997 (H)	L	61-66
Feb. 6, 1943 (H)	W	39-38	Feb. 21, 1974 (A)	L	74-78	Feb. 18, 1998 (H)	L	81-89
Feb. 1, 1946 (A)	W	43-35	Jan. 23, 1975 (A)	W	82-74	Feb. 21, 1998 (A)	L	70-95
Feb. 2, 1946 (A)	L-OT	45-46	Feb. 22, 1975 (H)	L	69-73	Jan. 7, 1999 (H)	W	91-64
Feb. 15, 1946 (H)	W	57-40	Jan. 24, 1976 (A)	W	76-63	Feb. 4, 1999 (A)	L	52-57
Feb. 16, 1946 (H)	W	55-35	Feb. 19, 1976 (H)	L-OT	76-80	Feb. 3, 2000 (H)	L-OT	76-82
Feb. 8, 1947 (H)	W	49-31	Feb. 3, 1977 (H)	W	75-66	Mar. 1, 2000 (A)	L	74-77
Feb. 21, 1947 (A)	L	40-42	Feb. 12, 1977 (H)	W	65-55	Feb. 3, 2001 (H)	L	75-86
Jan. 30, 1948 (H)	W	56-36	Jan. 26, 1978 (H)	L	45-59	Feb. 8, 2001 (A)	L	57-82
Feb. 13, 1948 (A)	W	60-40	Feb. 11, 1978 (A)	L	46-46	Dec. 29, 2001 (H)	L	68-80
Jan. 21, 1949 (H)	W	69-43	Jan. 11, 1979 (A)	L-OT	51-53	Feb. 28, 2002 (A)	L	60-72
Feb. 15, 1949 (A)	W	54-52	Feb. 22, 1979 (H)	W	49-46	Jan. 25, 2003 (A)	L	48-59
Jan. 21, 1950 (A)	L	61-63	Jan. 13, 1980 (H)	L	44-48	Feb. 19, 2003 (H)	L-2OT	70-74
Feb. 14, 1950 (H)	W	68-52	Jan. 17, 1981 (H)	W	52-47	Jan. 5, 2004 (H)	L	55-61
Dec. 12, 1950 (H)	W	56-31	Feb. 26, 1981 (A)	L	52-62	Mar. 4, 2004 (A)	L	76-81
Jan. 25, 1951 (A)	W	85-42	Mar. 7, 1981 (N)	L	48-52	Jan. 2, 2005 (A)	L	56-63
Dec. 8, 1951 (A)	W	72-58	Jan. 26, 1982 (A)	L	45-63	Mar. 3, 2005 (H)	L	55-74
Feb. 19, 1951 (H)	W	69-54	Jan. 30, 1982 (H)	L	36-47	Feb. 11, 2006 (A)	L	66-79
Dec. 5, 1953 (H)	W	58-40	Feb. 6, 1983 (A)	L	50-63	Feb. 23, 2006 (H)	L	80-87
Feb. 17, 1953 (A)	W	82-60	Feb. 24, 1983 (H)	L	59-66	Jan. 13, 2007 (H)	W	64-61
Jan. 19, 1954 (A)	L	58-60	Mar. 11, 1983 (N)	L-OT	47-53	Jan. 22, 2007 (A)	L	64-67
Feb. 26, 1954 (H)	W	78-63	Feb. 4, 1984 (A)	L	48-83	Jan. 17, 2008 (H)	W	69-65
Dec. 1, 1954 (H)	W	69-62	Mar. 1, 1984 (H)	L	33-43	Jan. 26, 2008 (A)	L	58-75
Jan. 18, 1955 (A)	W	63-60	Jan. 7, 1985 (A)	L	49-58	Jan. 10, 2009 (A)	W-OT	71-68
Feb. 11, 1956 (H)	W	85-66	Mar. 2, 1985 (H)	W-2OT	84-80	Jan. 24, 2009 (H)	W	85-79
Feb. 21, 1956 (A)	W	70-67	Jan. 6, 1986 (H)	W	55-52	Jan. 11, 2010 (A)	L	70-80
Jan. 15, 1957 (H)	L-OT	75-79	Jan. 25, 1986 (A)	W	48-45	Feb. 27, 2010 (H)	W	72-45
Jan. 22, 1957 (A)	W	77-75	Jan. 17, 1987 (A)	W	62-41	Dec. 29, 2010 (A)	L	62-75
Jan. 17, 1958 (A)	L	60-62	Feb. 23, 1987 (H)	W	49-48	Jan. 29, 2011 (H)	W	78-66
Jan. 21, 1958 (H)	W	68-58	Jan. 2, 1988 (A)	W	69-67	Jan. 14, 2012 (A)	L	73-82
Dec. 14, 1959 (H)	W	68-63	Mar. 5, 1988 (H)	W	69-62	Feb. 9, 2012 (H)	W-2OT	79-71
Jan. 19, 1960 (A)	L	45-70	Jan. 5, 1989 (H)	L	54-61	Feb. 8, 2014 (A)	L	56-82

ALL-TIME RESULTS

Mar. 8, 2014 (H)	L	56-69
Jan. 14, 2015 (H)	L	62-73
Feb. 4, 2015 (A)	L	63-81
Jan. 16, 2016 (A)	L	74-81
Feb. 3, 2016 (H)	W	65-53
Jan. 7, 2017 (H)	W	69-62
Feb. 15, 2017 (A)	L	59-77
Feb. 14, 2018 (H)	L	57-77
Jan. 2, 2019 (H)	L	53-73
Mar. 9, 2019 (A)	L	81-121

Georgetown (0-1)

Dec. 11, 2004 (A)	L	40-58
-------------------	---	-------

Gonzaga (5-3)

Dec. 13, 1949 (N)	L	43-51
Dec. 28, 1967 (N)	W	88-68
Dec. 22, 1973 (H)	L	68-70
Dec. 7, 1974 (A)	W	71-63
Dec. 29, 1981 (N)	W	60-55
Dec. 9, 1991 (A)	L	56-61
Dec. 5, 1992 (H)	W-OT	76-73
Nov. 26, 1993 (N)	W	98-87

Hamline (0-1)

Jan. 6, 1951 (A)	L	47-58
------------------	---	-------

Harvard (1-2)

Dec. 30, 1968 (H)	W	91-75
Dec. 30, 1970 (N)	L	75-89
Dec. 30, 2003 (H)	L	53-56

Hawai'i (12-27)

Jan. 23, 1952 (A)	W	44-42
Dec. 26, 1974 (A)	L	63-64
Feb. 11, 1976 (H)	W-OT	77-76
Feb. 1, 1977 (H)	W	74-62
Jan. 30, 1997 (H)	L	74-87
Mar. 1, 1997 (A)	L	76-83
Jan. 31, 1998 (A)	L	62-68
Feb. 26, 1998 (H)	L	48-65
Jan. 28, 1999 (H)	W	70-55
Feb. 25, 1999 (A)	L	62-65
Jan. 29, 2000 (A)	L-OT	75-84
Feb. 26, 2000 (H)	W	67-50
Jan. 20, 2001 (A)	L-OT	64-65

Mar. 1, 2001 (H)	L	61-71
Jan. 19, 2002 (H)	W	57-53
Feb. 16, 2002 (A)	L	46-71
Mar. 7, 2002 (N)	L	56-71
Jan. 18, 2003 (H)	W	79-67
Feb. 15, 2003 (A)	W	55-54
Jan. 10, 2004 (H)	L	76-83
Feb. 7, 2004 (A)	L	55-56
Jan. 8, 2005 (A)	L	45-71
Feb. 5, 2005 (H)	L	73-84
Mar. 8, 2005 (N)	L	48-72
Feb. 4, 2006 (A)	L	68-83
Feb. 25, 2006 (H)	L	60-61
Jan. 25, 2007 (A)	L	52-72
Feb. 24, 2007 (H)	L	55-67
Jan. 5, 2008 (H)	L	79-85
Jan. 14, 2008 (A)	L	64-65
Jan. 17, 2009 (A)	W	73-61
Feb. 28, 2009 (H)	W	61-59
Jan. 17, 2010 (A)	L	67-68
Jan. 28, 2010 (H)	W	83-60
Jan. 22, 2011 (A)	L	61-67
Mar. 3, 2011 (H)	L	71-77
Mar. 9, 2011 (N)	W	75-74
Jan. 7, 2012 (A)	L	69-82
Feb. 4, 2012 (H)	L-OT	81-83

Holy Names (1-0)

Nov. 22, 2011 (H)	W	109-71
-------------------	---	--------

Houston (1-1)

Nov. 13, 2012 (H)	L	75-77
Dec. 7, 2013 (A)	W	72-68

Idaho (14-14)

Dec. 31, 1926 (H)	L	14-21
Dec. 7, 1964 (H)	W	77-67
Dec. 9, 1972 (A)	W	73-53
Dec. 11, 1974 (H)	W	75-68
Dec. 1, 1975 (A)	W	94-77
Dec. 11, 1980 (A)	L	55-69
Dec. 19, 1981 (H)	L	45-48
Dec. 28, 1985 (N)	W	70-67
Jan. 21, 2006 (A)	W	57-53
Feb. 9, 2006 (H)	W	72-61
Feb. 1, 2007 (A)	W	68-65

Mar. 3, 2007 (H)	W	62-57
Mar. 6, 2007 (N)	L	49-50
Jan. 24, 2008 (A)	L	63-74
Mar. 1, 2008 (H)	L	67-69
Feb. 14, 2009 (A)	L	66-74
Feb. 26, 2009 (H)	W	72-64
Jan. 4, 2010 (H)	W	78-75
Mar. 4, 2010 (A)	L	76-86
Jan. 8, 2011 (H)	L	67-75
Feb. 3, 2011 (A)	W-20T	92-89
Mar. 10, 2011 (N)	W	74-68
Jan. 26, 2012 (A)	L	66-74
Mar. 3, 2012 (H)	L	64-70
Jan. 3, 2013 (H)	L	55-64
Feb. 2, 2013 (A)	L	63-66
Nov. 14, 2015 (H)	L	54-74
Nov. 29, 2016 (A)	L	58-49

Idaho State (8-3)

Dec. 20, 1957 (A)	L	39-54
Dec. 21, 1957 (A)	L	59-63
Dec. 14, 1960 (A)	W	46-41
Dec. 10, 1966 (N)	W	114-85
Dec. 21, 1968 (A)	L	89-95
Dec. 27, 1969 (N)	W	89-79
Dec. 13, 1980 (A)	W	69-58
Nov. 29, 1982 (H)	W	61-51
Dec. 23, 1989 (H)	W	65-57
Dec. 22, 1990 (A)	W	79-70
Nov. 22, 2017 (H)	W	62-54

Illinois (0-2)

Dec. 17, 1962 (A)	L	64-90
Dec. 8, 1976 (A)	L	70-84

Illinois-Chicago (1-0)

Dec. 12, 1987 (N)	W	65-54
-------------------	---	-------

Illinois State (1-1)

Dec. 11, 1976 (A)	L	82-101
Jan. 12, 1977 (H)	W	79-75

Indiana (0-1)

Dec. 28, 1970 (N)	L	76-86
-------------------	---	-------

ALL-TIME RESULTS

Indiana State (0-1)

Mar. 11, 1948 (N)	L	52-59
Nov. 28, 2018 (H)	L	57-86

Iowa (1-0)

Dec. 21, 1974 (A)	W-OT	105-103
-------------------	------	---------

Iowa State (2-2)

Dec. 11, 1973 (A)	L	60-83
Dec. 20, 1977 (H)	W	59-56
Dec. 7, 1978 (A)	L	73-91
Dec. 1, 2001 (A)	W	64-62

Iowa Wesleyan (1-0)

Mar. 9, 1948 (N)	W	64-58
------------------	---	-------

James Madison (0-2)

Dec. 22, 2012 (A)	L	68-77
Nov. 17, 2013 (N)	L	66-79

Kansas (0-1)

Nov. 26, 2012 (A)	L	70-57
-------------------	---	-------

Kent State (0-1)

Dec. 10, 1977 (N)	L	52-59
-------------------	---	-------

Kentucky (0-1)

Mar. 14, 1996 (N)	L	72-110
-------------------	---	--------

Lamar (0-2)

Nov. 27, 1989 (H)	L	50-51
Nov. 28, 1990 (A)	L	67-95

Lawrence Tech (1-0)

Mar. 7, 1949 (N)	W	63-52
------------------	---	-------

Life Pacific College (3-0)

Dec. 22, 2015 (H)	W	128-66
Dec. 10, 2016 (H)	W	109-70
Nov. 7, 2018 (H)	W	89-72

Lipscomb (0-1)

Nov. 17, 2007 (N)	L	72-79
-------------------	---	-------

Long Beach State (18-44)

Jan. 30, 1970 (A)	L	75-94
Feb. 13, 1970 (H)	L	81-97
Jan. 30, 1971 (H)	L	61-91
Feb. 13, 1971 (A)	L	53-104
Jan. 28, 1972 (H)	L	72-73
Feb. 17, 1972 (A)	L	51-88
Jan. 5, 1973 (H)	W	68-61
Feb. 15, 1973 (A)	L	75-112
Jan. 12, 1974 (H)	L	57-72
Feb. 28, 1974 (A)	L	60-84
Jan. 25, 1975 (A)	L	66-72
Feb. 20, 1975 (H)	L	63-67
Jan. 22, 1976 (A)	L	61-63
Feb. 21, 1976 (H)	W	71-62
Feb. 5, 1977 (H)	W	75-68
Feb. 10, 1977 (A)	L	89-101
Mar. 6, 1977 (N)	L	63-76
Dec. 9, 1977 (N)	L	84-94
Jan. 12, 1978 (H)	W	80-76
Feb. 25, 1978 (A)	L	97-113
Jan. 20, 1979 (H)	L	74-85
Feb. 17, 1979 (A)	L	80-92
Jan. 17, 1980 (H)	W	64-61
Feb. 16, 1980 (A)	L	74-82
Mar. 1, 1980 (N)	W	57-55
Feb. 7, 1981 (A)	L	50-60
Feb. 12, 1981 (H)	W-OT	72-69
Mar. 6, 1981 (N)	W	64-50
Feb. 6, 1982 (A)	L	45-47
Feb. 13, 1982 (H)	L-OT	56-57
Mar. 3, 1982 (N)	L	68-71
Feb. 12, 1983 (H)	W	75-62
Feb. 19, 1983 (A)	L	69-83
Jan. 23, 1984 (A)	L	52-63
Feb. 18, 1984 (H)	W	56-53
Jan. 21, 1985 (A)	W	73-67
Feb. 9, 1985 (H)	L	68-72
Jan. 20, 1986 (A)	W	72-62
Feb. 8, 1986 (H)	L	55-56
Jan. 3, 1987 (H)	W	73-56
Jan. 31, 1987 (A)	W	71-59
Jan. 9, 1988 (H)	W	80-79
Feb. 4, 1988 (A)	L	68-81
Jan. 8, 1989 (A)	L	64-70

Feb. 4, 1989 (H)	L	54-58
Jan. 27, 1990 (H)	L	83-85
Feb. 22, 1990 (A)	L	80-84
Jan. 26, 1991 (A)	W	66-65
Feb. 11, 1991 (H)	W	71-68
Jan. 2, 1992 (A)	L	65-68
Mar. 8, 1992 (H)	L	80-93
Jan. 2, 1993 (H)	L	73-88
Mar. 4, 1993 (A)	L	87-103
Jan. 15, 1994 (H)	L	71-78
Feb. 12, 1994 (A)	L	66-73
Jan. 14, 1995 (A)	L	44-62
Feb. 11, 1995 (H)	L	70-83
Jan. 25, 1996 (H)	L	63-76
Feb. 24, 1996 (A)	L	86-105
Dec. 10, 2005 (A)	W	69-56
Nov. 15, 2006 (N)	L	67-86
Dec. 17, 2006 (H)	L	67-76

Louisiana Tech (9-17)

Jan. 12, 2002 (H)	L	61-78
Feb. 7, 2002 (A)	L	53-77
Jan. 9, 2003 (H)	L	67-80
Feb. 8, 2003 (A)	L	60-65
Jan. 15, 2004 (A)	L	62-73
Feb. 14, 2004 (H)	W-OT	56-53
Mar. 9, 2004 (N)	L	51-57
Jan. 13, 2005 (H)	W	88-87
Feb. 12, 2005 (A)	L	55-72
Jan. 26, 2006 (H)	L	55-75
Feb. 15, 2006 (A)	L	63-74
Jan. 4, 2007 (A)	L	56-92
Feb. 8, 2007 (H)	W	53-50
Feb. 16, 2008 (H)	W	71-61
Mar. 8, 2008 (A)	L	83-87
Mar. 11, 2008 (N)	W	64-62
Jan. 3, 2009 (H)	L	61-66
Jan. 31, 2009 (A)	W	53-51
Jan. 21, 2010 (H)	W	87-76
Feb. 4, 2010 (A)	L	64-71
Jan. 13, 2011 (A)	W	79-74
Feb. 26, 2011 (H)	W	72-60
Jan. 21, 2012 (H)	L	67-71
Feb. 23, 2012 (A)	L	49-75
Jan. 24, 2013 (H)	L	54-76
Mar. 2, 2013 (A)	L	61-88

ALL-TIME RESULTS

Loyola Marymount (25-18)

Feb. 7, 1953 (A)	L-OT	57-61
Feb. 4, 1954 (H)	W	68-57
Jan. 22, 1955 (A)	W	75-65
Jan. 14, 1956 (A)	W	45-41
Feb. 18, 1956 (H)	L	69-71
Jan. 11, 1957 (A)	W	78-74
Feb. 15, 1957 (H)	W	79-64
Jan. 10, 1958 (H)	W	68-54
Feb. 21, 1958 (A)	L	66-68
Feb. 7, 1959 (H)	L	46-61
Feb. 13, 1959 (A)	L	43-49
Feb. 13, 1960 (A)	L	42-51
Feb. 20, 1960 (H)	L	48-55
Dec. 26, 1960 (N)	W	53-51
Feb. 3, 1961 (H)	L	45-54
Feb. 7, 1961 (A)	L	46-55
Feb. 10, 1962 (H)	W	59-49
Feb. 17, 1962 (H)	L	55-70
Jan. 12, 1963 (H)	W	62-52
Feb. 15, 1963 (A)	L	48-56
Dec. 26, 1963 (N)	W	68-63
Jan. 10, 1964 (A)	W	64-47
Feb. 21, 1964 (H)	W	63-62
Feb. 5, 1965 (A)	W	72-63
Feb. 25, 1965 (H)	W	67-62
Dec. 28, 1965 (N)	W	67-62
Feb. 12, 1966 (A)	W	66-64
Feb. 28, 1966 (H)	L	65-77
Dec. 28, 1966 (N)	L	70-86
Jan. 28, 1967 (H)	L	79-97
Mar. 11, 1967 (A)	L	65-82
Feb. 9, 1968 (A)	L	72-83
Feb. 29, 1968 (H)	W	86-80
Jan. 11, 1969 (A)	W	85-80
Mar. 6, 1969 (H)	W	89-55
Dec. 27, 1975 (H)	W	95-93
Jan. 5, 1981 (A)	W	93-71
Dec. 12, 1981 (H)	W-OT	49-47
Dec. 22, 1982 (H)	W	94-80
Dec. 19, 1983 (A)	W	72-64
Dec. 11, 1993 (H)	W-OT	95-90
Nov. 29, 1994 (A)	L	59-79
Jan. 3, 1998 (A)	L	68-76

Manhattan (0-1)

Dec. 30, 1950 (A)	L	54-70
-------------------	---	-------

Marquette (0-2)

Dec. 28, 1954 (A)	L	68-80
Dec. 8, 2015 (A)	L	62-80

Marshall (1-0)

Mar. 10, 1948 (N)	W-20T	74-72
-------------------	-------	-------

Memphis State (1-0)

Jan. 26, 1988 (A)	W	82-67
-------------------	---	-------

Menlo College (3-0)

Nov. 27, 1998 (H)	W	77-36
Dec. 13, 1999 (H)	W	70-46
Nov. 26, 2002 (H)	W	98-73

Michigan (0-1)

Dec. 19, 1962 (A)	L	52-60
-------------------	---	-------

Michigan State (0-3)

Dec. 22, 1987 (A)	L	68-82
Dec. 29, 1989 (A)	L	61-88
Dec. 19, 2007 (A)	L	45-85

Middle Tennessee (1-0)

Nov. 15, 2007 (A)	W	78-77
-------------------	---	-------

Milwaukee (0-1)

Nov. 15, 2013 (N)	L	61-64
-------------------	---	-------

Minnesota (0-2)

Dec. 23, 1993 (H)	L	53-66
Dec. 23, 1994 (A)	L	68-115

Mississippi State (1-1)

Dec. 27, 1985 (N)	L	65-75
Dec. 26, 1986 (N)	W	62-57

Missouri (0-2)

Mar. 6, 1980 (N)	L	51-61
Dec. 28, 1978 (A)	L	61-85

Missouri Western (1-0)

Nov. 30, 1979 (H)	W	58-54
-------------------	---	-------

Montana (6-7)

Jan. 5, 1949 (N)	W	68-59
Nov. 30, 1973 (H)	W	79-71
Dec. 9, 1974 (A)	L	63-70
Dec. 9, 1975 (H)	W	67-61
Nov. 29, 1976 (A)	L	71-87
Dec. 5, 1079 (H)	L-OT	72-74
Dec. 1, 1980 (A)	W	50-49
Nov. 26, 1991 (H)	L	51-72
Dec. 10, 1992 (A)	L	51-55
Dec. 27, 1997 (H)	L	39-69
Dec. 5, 1998 (A)	W	79-52
Nov. 16, 2015 (H)	W	64-61
Dec. 7, 2016 (A)	L	62-81

Montana State (7-7)

Dec. 18, 1936 (H)	L	37-51
Dec. 6, 1974 (A)	W	72-60
Dec. 6, 1975 (H)	W	72-71
Dec. 12, 1992 (A)	L	57-60
Dec. 30, 1993 (H)	W-OT	74-69
Nov. 24, 2004 (H)	W	65-64
Dec. 21, 2004 (A)	L	59-72
Dec. 30, 2005 (A)	L	71-75
Feb. 20, 2010 (A)	W	77-66
Feb. 15, 2011 (H)	W	77-73
Nov. 28, 2011 (H)	L	70-77
Dec. 1, 2012 (A)	W	82-74
Nov. 20, 2015 (A)	L	81-69
Dec. 13, 2015 (H)	L	91-83

Mount Saint Mary's (1-0)

Dec. 22, 2001 (H)	W	91-72
-------------------	---	-------

Nebraska (2-3)

Dec. 29, 1947 (H)	W	39-38
Dec. 23, 1971 (A)	L	63-80
Dec. 17, 1974 (A)	W	80-66
Dec. 3, 1988 (A)	L	76-90
Nov. 16, 2008 (A)	L	46-63

ALL-TIME RESULTS

Nebraska-Omaha (0-1)

Nov. 30, 2001 (N) L 59-65

UNLV (6-39)*

Feb. 18, 1983 (A) L 81-84
 Mar. 3, 1983 (H) L 61-67
 Jan. 12, 1984 (H) L 77-105
 Feb. 12, 1984 (A) L 76-88
 Mar. 8, 1984 (N) L 55-70
 Jan. 5, 1985 (H) L 65-80
 Jan. 31, 1985 (A) L 56-70
 Mar. 8, 1985 (N) L 59-60
 Jan. 4, 1986 (A) L 60-106
 Jan. 30, 1986 (H) L 55-62
 Jan. 8, 1987 (A) L 77-89
 Feb. 7, 1987 (H) L 74-83
 Mar. 7, 1987 (N) L 69-94
 Jan. 21, 1988 (H) L 83-95
 Feb. 20, 1988 (A) L 68-85
 Dec. 30, 1988 (A) L 68-101
 Feb. 16, 1989 (H) L 66-95
 Jan. 6, 1990 (H) L 80-100
 Feb. 5, 1990 (A) L 69-105
 Jan. 7, 1991 (A) L 65-93
 Jan. 31, 1991 (H) L 64-88
 Jan. 18, 1992 (H) L 67-79
 Feb. 13, 1992 (A) L 39-83
 Jan. 16, 1993 (A) L 77-84
 Feb. 11, 1993 (H) L 74-80
 Jan. 29, 1994 (H) W 92-77
 Mar. 3, 1994 (A) W 80-74
 Mar. 11, 1994 (N) L 69-83
 Jan. 28, 1995 (A) L 59-80
 Feb. 25, 1995 (H) W 86-75
 Mar. 9, 1995 (N) L 66-77
 Jan. 10, 1996 (H) W 66-64
 Feb. 1, 1996 (A) L 75-84
 Jan. 2, 1997 (H) L 63-71
 Feb. 15, 1997 (A) L 73-77
 Jan. 29, 2014 (H) L 46-70
 Jan. 10, 2015 (A) L 40-74
 Mar. 7, 2015 (H) L 58-71
 Feb. 10, 2016 (A) L 61-64
 Jan. 28, 2017 (H) W 76-72
 Feb. 11, 2017 (A) W 76-74

Jan. 3, 2018 (H) L-OT 76-82

Jan. 31, 2018 (A) L 67-76

Jan. 19, 2019 (A) L 56-94

Feb. 16, 2019 (H) L 64-71

Nevada (50-60)*

Mar. 16, 1911 W 39-23
 Jan. 10, 1929 (A) W 28-25
 Jan. 11, 1929 (A) L 16-22
 Jan. 17, 1930 (A) L 29-33
 Jan. 18, 1930 (A) L 24-26
 Jan. 16, 1931 (H) W 29-23
 Jan. 17, 1931 (H) W 30-23
 Jan. 29, 1932 (A) L 26-32
 Jan. 30, 1932 (A) L 24-28
 Jan. 26, 1933 (A) L 26-49
 Jan. 27, 1933 (A) L 32-41
 Jan. 26, 1934 (A) W 38-36
 Feb. 27, 1934 (A) W 36-33
 Jan. 25, 1935 (H) W 26-23
 Jan. 26, 1935 (H) W 40-25
 Jan. 24, 1936 (A) W 43-35
 Jan. 25, 1936 (A) W 40-39
 Jan. 30, 1937 (H) W 46-37
 Jan. 28, 1938 L 48-52
 Jan. 29, 1938 W 50-45
 Jan. 27, 1939 (H) W 61-46
 Jan. 28, 1939 (H) L 44-50
 Jan. 26, 1940 (A) W 51-43
 Jan. 27, 1940 (A) L 36-44
 Feb. 21, 1941 (H) W 50-42
 Feb. 22, 1941 (H) W 57-42
 1941-42 (A) W 54-51
 1941-42 (A) L 40-66
 Feb. 12, 1943 (H) L 43-45
 Feb. 13, 1943 (H) W 62-39
 Jan. 18, 1946 (A) L 40-46
 Jan. 19, 1946 (A) L 40-59
 Jan. 24, 1947 (H) W 43-41
 Jan. 25, 1947 (H) W 53-45
 Jan. 9, 1948 (A) W 63-42
 Jan. 10, 1948 (A) W 49-46
 Jan. 14, 1949 (H) W 58-46
 Jan. 15, 1949 (H) W 66-47
 Jan. 27, 1950 (A) W 64-62
 Jan. 28, 1950 (A) W 71-66

Dec. 8, 1961 (A) W 71-43

Dec. 9, 1961 (A) W 75-54

Feb. 1, 1965 (A) W 81-54

Dec. 13, 1965 (H) W 77-58

Dec. 20, 1966 (A) W 89-63

Dec. 21, 1966 (A) W 60-57

Dec. 8, 1967 (H) W 96-86

Dec. 9, 1967 (H) W 82-73

Dec. 9, 1968 (A) W 96-70

Feb. 1, 1969 (H) W 109-85

Dec. 5, 1969 (H) W 81-61

Jan. 3, 1970 (A) W 76-55

Dec. 5, 1970 (H) W 86-79

Jan. 2, 1971 (A) L 63-65

Dec. 11, 1971 (A) L 76-82

Jan. 3, 1972 (H) W 102-62

Dec. 13, 1972 (H) W 82-75

Dec. 29, 1973 (A) L 65-78

Dec. 3, 1974 (H) L 75-76

Nov. 27, 1976 (A) L 77-80

Dec. 26, 1978 (H) L 57-75

Jan. 3, 1981 (A) L 54-56

Dec. 3, 1982 (H) L 81-92

Dec. 17, 1982 (A) L 75-79

Dec. 27, 1990 (H) L 64-68

Dec. 29, 1990 (A) L 66-79

Jan. 23, 1993 (H) W 73-70

Feb. 18, 1993 (A) L 64-68

Jan. 3, 1994 (A) W-OT 82-78

Feb. 26, 1994 (H) W 96-83

Jan. 3, 1995 (H) L 56-58

Mar. 4, 1995 (A) L 70-82

Jan. 13, 1996 (A) L 64-83

Feb. 10, 1996 (H) W 96-91

Feb. 1, 2001 (H) W 71-47

Feb. 11, 2001 (A) W 67-64

Dec. 27, 2001 (H) L-OT 85-91

Mar. 2, 2002 (A) W 76-72

Jan. 23, 2003 (A) L 59-86

Feb. 22, 2003 (H) L 66-74

Jan. 3, 2004 (H) L 45-74

Mar. 6, 2004 (A) L 45-74

Dec. 30, 2004 (A) L 55-70

Mar. 5, 2005 (H) L 69-73

Jan. 7, 2006 (H) L 63-56

Mar. 2, 2006 (A) L 60-83

ALL-TIME RESULTS

Jan. 11, 2007 (H)	L	63-72
Feb. 14, 2007 (A)	L	60-68
Jan. 10, 2008 (H)	W	62-60
Feb. 7, 2008 (A)	L	46-84
Feb. 12, 2009 (H)	L	68-80
Mar. 5, 2009 (A)	L	66-89
Mar. 12, 2009 (A)	L	69-78
Jan. 9, 2010 (A)	L	67-96
Feb. 25, 2010 (H)	L	79-83
Feb. 5, 2011 (A)	L	69-89
Feb. 1, 2011 (H)	L-OT	76-84
Jan. 12, 2012 (A)	L	57-81
Feb. 11, 2012 (H)	L	70-76
Mar. 8, 2012 (N)	L	44-54
Jan. 1, 2014 (H)	L	50-62
Feb. 18, 2014 (A)	W	66-64
Feb. 7, 2015 (H)	L	57-60
Feb. 28, 2015 (A)	L	51-62
Feb. 17, 2016 (H)	L	55-61
Dec. 28, 2016 (A)	L	55-80
Mar. 1, 2017 (H)	L	67-82
Jan. 17, 2018 (H)	L	54-71
Feb. 21, 2018 (A)	L	67-80
Jan. 9, 2019 (A)	L	53-92

New Mexico (2-14)*

Dec. 21, 1961 (A)	L	51-63
Dec. 27, 1967 (N)	L	75-93
Mar. 4, 1997 (N)	L	70-103
Nov. 29, 1998 (A)	L	57-86
Jan. 13, 1999 (H)	L-OT	81-82
Feb. 11, 1999 (A)	L	46-82
Jan. 11, 2014 (H)	L	65-69
Feb. 1, 2014 (A)	L	47-72
Jan. 31, 2015 (A)	L	41-67
Jan. 23, 2016 (H)	L	64-83
Feb. 13, 2016 (A)	L	56-74
Feb. 4, 2017 (A)	W	78-68
Jan. 6, 2018 (A)	L	47-80
Feb. 3, 2018 (H)	L	68-71
Feb. 13, 2019 (A)	L	60-92
Feb. 26, 2019 (H)	W	89-82

New Mexico State (12-34)

Jan. 5, 1959 (A)	L	50-70
Dec. 19, 1970 (A)	L	55-114
Jan. 21, 1984 (A)	L	67-77
Feb. 16, 1984 (H)	W	59-55
Feb. 7, 1985 (A)	W	69-59
Feb. 28, 1985 (H)	W	78-64
Feb. 6, 1986 (H)	W	78-74
Feb. 27, 1986 (A)	W	87-79
Jan. 5, 1987 (H)	W	79-62
Jan. 29, 1987 (A)	L	43-72
Mar. 5, 1987 (N)	W	71-54
Jan. 7, 1988 (H)	L	65-76
Feb. 6, 1988 (A)	L	59-77
Jan. 10, 1989 (A)	L	68-76
Feb. 2, 1989 (H)	L	60-77
Jan. 25, 1990 (H)	L	76-80
Feb. 24, 1990 (A)	L	70-101
Jan. 24, 1991 (A)	L	58-88
Feb. 23, 1991 (H)	L	67-73
Jan. 16, 1992 (H)	L	73-81
Feb. 15, 1992 (A)	L	57-82
Jan. 14, 1993 (A)	L	87-72
Feb. 13, 1993 (H)	L	55-60
Jan. 27, 1994 (H)	L	59-60
Mar. 5, 1994 (A)	W-OT	71-67
Jan. 26, 1995 (A)	L	66-75
Feb. 23, 1995 (H)	W-OT	91-86
Jan. 8, 1996 (H)	W	74-60
Feb. 3, 1996 (A)	L	73-74
Jan. 28, 2006 (H)	L-OT	75-81
Feb. 20, 2006 (A)	L	61-66
Jan. 6, 2007 (A)	L	68-74
Jan. 27, 2007 (H)	L	78-85
Feb. 2, 2008 (H)	L	81-83
Mar. 6, 2008 (A)	L	65-86
Jan. 5, 2009 (H)	L	73-75
Jan. 29, 2009 (A)	L	81-89
Jan. 23, 2010 (H)	W	93-84
Feb. 6, 2010 (A)	L	82-94
Mar. 11, 2010 (N)	L	69-90
Jan. 15, 2011 (A)	L	53-78
Feb. 23, 2011 (H)	W-OT	72-70
Jan. 19, 2012 (H)	L	63-79
Feb. 25, 2012 (A)	L	68-79

Jan. 19, 2013 (A)	L	53-70
Feb. 14, 2013 (H)	L	57-67

New Orleans (1-1)

Nov. 9, 2012 (A)	L	68-72
Jan. 8, 2013 (H)	W	71-64

North Carolina State (0-1)

Nov. 15, 2001 (A)	L	56-78
-------------------	---	-------

North Dakota (3-1)

Dec. 15, 1973 (A)	W	61-60
Nov. 29, 1974 (H)	W	87-79
Dec. 1, 1977 (H)	W	90-82
Dec. 9, 1978 (A)	L	70-82

North Dakota State (2-0)

Dec. 17, 1973 (A)	W	80-73
Dec. 14, 1974 (H)	W	86-66

North Texas (0-1)

Dec. 26, 1979 (N)	L	61-72
-------------------	---	-------

Northern Arizona (3-4)

Dec. 20, 1980 (H)	W	64-51
Dec. 5, 1981 (A)	L	57-60
Dec. 30, 1997 (H)	L	64-77
Nov. 27, 1999 (A)	W	49-46
Feb. 17, 2007 (A)	L	67-78
Dec. 15, 2007 (N)	L	57-62
Dec. 15, 2018 (H)	W	79-74

Northern Colorado (1-1)

Dec. 20, 2008 (H)	W	89-78
Dec. 21, 2009 (A)	L	69-93

Northern Illinois (1-2)

Dec. 19, 2003 (N)	W	53-41
Dec. 29, 2005 (N)	L	78-80
Nov. 16, 2013 (N)	L	59-60

Northwestern (0-1)

Nov. 16, 2001 (A)	L	51-59
-------------------	---	-------

ALL-TIME RESULTS

Notre Dame De Namur (2-0)

Jan. 3, 2000 (H)	W	71-64
Dec. 18, 2001 (H)	W	78-65

Ohio University (1-0)

Dec. 28, 1984 (N)	W	67-62
-------------------	---	-------

Oklahoma City (0-2)

Dec. 20, 1956 (A)	L	74-91
Dec. 27, 1979 (A)	L	75-77

Oregon (2-12)

Jan. 2, 1926 (H)	L	4-26
Dec. 26, 1932 (H)	L	23-34
Jan. 3, 1952 (H)	W	51-49
Dec. 4, 1953 (A)	L	63-74
Dec. 5, 1953 (A)	L-OT	70-74
Dec. 10, 1957 (A)	L	67-72
Dec. 11, 1957 (A)	L	53-62
Dec. 21, 1959 (A)	L	41-56
Dec. 22, 1959 (A)	L	45-58
Dec. 1, 1970 (A)	L	65-95
Dec. 26, 1970 (N)	L	65-79
Jan. 3, 1976 (A)	L	51-68
Dec. 28, 1986 (N)	L	64-69
Nov. 20, 2010 (A)	W	75-72

Oregon State (0-2)*

Dec. 16, 1967 (A)	L	52-67
Dec. 29, 1986 (N)	L	55-65

Pacific (75-83)

Mar. 4, 1910	L	30-44
Feb. 21, 1911	L	26-43
Mar. 12, 1911	L	19-43
1912-13	L	19-36
1912-13	L	14-35
1913-14	L	11-39
Jan. 29, 1917	L	28-38
Feb. 11, 1922	L	14-19
Feb. 1, 1923 (H)	L	12-17
Feb. 13, 1924 (A)	L	11-31
Jan. 22, 1930 (A)	L	26-27
Jan. 25, 1930 (H)	W	30-27
Jan. 21, 1931 (A)	W	26-18

Jan. 24, 1931 (H)	W	43-23
Jan. 20, 1932 (H)	W	25-21
Jan. 23, 1932 (A)	L	24-25
Jan. 18, 1933 (A)	L	18-34
Jan. 21, 1933 (H)	L	23-35
Jan. 17, 1934 (A)	L	24-29
Jan. 20, 1934 (H)	W	32-27
Jan. 15, 1935 (A)	W	38-34
Jan. 19, 1935 (H)	L	27-29
Jan. 2, 1937 (H)	W	42-19
Jan. 16, 1937 (A)	W	35-30
Jan. 15, 1938	W	38-32
Feb. 1, 1938	W	40-33
Jan. 4, 1939 (A)	L	26-27
Jan. 13, 1939 (H)	W	51-49
Jan. 2, 1940 (A)	L	38-40
Jan. 6, 1940 (H)	W	41-30
Jan. 9, 1941 (A)	L	32-36
Jan. 14, 1941 (H)	W	46-24
Feb. 3, 1942 (A)	L	38-52
Feb. 11, 1942 (H)	L	36-40
Dec. 10, 1942	L	21-64
Jan. 12, 1943 (A)	L	44-57
Jan. 16, 1943 (A)	W	46-43
Jan. 5, 1945 (H)	L	38-55
Jan. 12, 1945 (A)	L	26-65
Jan. 26, 1946 (A)	W	60-58
Feb. 9, 1946 (H)	W	41-35
Feb. 1, 1947 (A)	L	43-44
Feb. 28, 1947 (H)	L	48-59
Jan. 24, 1948 (A)	W	54-42
Feb. 20, 1948 (H)	W	55-41
Feb. 8, 1949 (H)	W	52-51
Feb. 25, 1949 (H)	W	52-38
Feb. 24, 1950 (A)	W	54-47
Feb. 28, 1950 (H)	W	66-41
Feb. 10, 1951 (H)	W	58-56
Feb. 20, 1951 (A)	W	53-51
Jan. 12, 1952 (H)	L	35-36
Feb. 5, 1952 (A)	W	49-47
Jan. 31, 1953 (A)	W	66-54
Feb. 13, 1953 (H)	W	81-54
Jan. 15, 1954 (H)	L	54-57
Feb. 6, 1954 (H)	W	63-48
Feb. 17, 1954 (A)	W	70-64
Jan. 5, 1955 (A)	W	66-54

Feb. 4, 1955 (H)	W	70-62
Mar. 2, 1955 (A)	W	65-63
Jan. 17, 1956 (H)	W	61-32
Feb. 17, 1956 (A)	L	59-60
Feb. 1, 1957 (A)	W	66-65
Feb. 12, 1957 (H)	W	72-69
Jan. 14, 1958 (H)	W	78-60
Feb. 18, 1958 (A)	L	61-63
Jan. 16, 1959 (A)	L	55-69
Jan. 30, 1959 (H)	L	46-51
Dec. 30, 1959 (N)	L	56-61
Jan. 8, 1960 (H)	L	55-66
Feb. 9, 1960 (A)	W	58-50
Jan. 14, 1961 (A)	W	48-44
Feb. 25, 1961 (H)	W	60-45
Dec. 29, 1961 (N)	W	49-47
Jan. 10, 1962 (A)	W	59-48
Mar. 6, 1962 (H)	L	56-62
Jan. 5, 1963 (A)	W	42-41
Mar. 9, 1963 (H)	W	61-43
Feb. 15, 1964 (H)	W	58-50
Mar. 7, 1964 (A)	L	49-62
Dec. 30, 1964 (N)	W	56-55
Feb. 12, 1965 (A)	W	72-56
Mar. 2, 1965 (H)	W	63-58
Dec. 30, 1965 (N)	L	68-75
Jan. 14, 1966 (A)	L	57-71
Mar. 2, 1966 (H)	L-OT	73-77
Feb. 11, 1967 (A)	L	60-107
Mar. 3, 1967 (H)	L	64-75
Jan. 13, 1968 (H)	W	80-72
Mar. 9, 1968 (A)	L-OT	74-75
Feb. 8, 1969 (H)	L	68-76
Feb. 28, 1969 (A)	L	73-80
Dec. 23, 1970 (H)	L	68-74
Jan. 27, 1971 (A)	L	87-103
Feb. 5, 1972 (H)	W	72-70
Mar. 4, 1972 (A)	L	73-81
Feb. 7, 1973 (A)	L	53-55
Feb. 10, 1973 (A)	L	65-73
Feb. 7, 1974 (A)	L	65-72
Feb. 16, 1974 (H)	L	66-67
Feb. 1, 1975 (H)	W	92-75
Mar. 1, 1975 (A)	L	77-79
Jan. 31, 1976 (H)	W	87-71
Feb. 28, 1976 (A)	W	65-63

ALL-TIME RESULTS

Jan. 14, 1977 (A)	W	67-60
Feb. 19, 1977 (H)	W	63-58
Feb. 2, 1978 (H)	W	78-69
Feb. 4, 1978 (A)	L	73-74
Jan. 13, 1979 (A)	L	72-86
Feb. 25, 1979 (H)	L	94-96
Jan. 10, 1980 (H)	W	65-59
Feb. 23, 1980 (A)	L	73-83
Jan. 15, 1981 (H)	W	58-50
Feb. 28, 1981 (A)	W	69-59
Jan. 16, 1982 (H)	W	57-56
Feb. 27, 1982 (A)	W	65-55
Jan. 6, 1983 (A)	L	71-77
Feb. 3, 1983 (H)	W	88-61
Jan. 9, 1984 (H)	W	79-49
Mar. 4, 1984 (A)	L	49-51
Feb. 4, 1985 (H)	W	78-46
Feb. 21, 1985 (A)	L	55-64
Jan. 23, 1986 (A)	W	64-60
Feb. 24, 1986 (H)	L	61-65
Mar. 6, 1986 (N)	L	53-55
Jan. 15, 1987 (A)	L	57-61
Feb. 28, 1987 (H)	W	70-65
Jan. 4, 1988 (A)	W	79-74
Mar. 3, 1988 (H)	W	80-59
Mar. 9, 1988 (N)	W	76-60
Jan. 3, 1989 (H)	W	76-72
Mar. 5, 1989 (A)	L	55-66
Jan. 20, 1990 (H)	L	71-78
Feb. 15, 1990 (A)	W	63-50
Jan. 19, 1991 (H)	L	44-62
Feb. 14, 1991 (A)	L	74-82
Jan. 11, 1992 (A)	L	52-66
Feb. 8, 1992 (H)	L	64-98
Jan. 9, 1993 (H)	L	61-74
Feb. 6, 1993 (A)	W	54-50
Jan. 8, 1994 (A)	L	67-69
Feb. 19, 1994 (H)	L	62-78
Jan. 10, 1995 (H)	L	50-71
Feb. 4, 1995 (A)	L	56-73
Jan. 20, 1996 (A)	L	60-81
Feb. 17, 1996 (H)	W	79-73
Mar. 8, 1996 (N)	W	77-57
Nov. 18, 1998 (H)	L	59-72
Nov. 24, 1999 (A)	L	44-52
Dec. 16, 2000 (H)	W	62-56

Dec. 8, 2001 (A)	L	59-74
Dec. 21, 2002 (H)	L	61-70
Nov. 21, 2003 (A)	L	65-76
Nov. 20, 2004 (H)	L	52-70
Dec. 7, 2005 (A)	L	63-81
Feb. 23, 2008 (A)	L	75-84
Nov. 28, 2010 (H)	W	59-55

Pacifica (1-0)

Dec. 28, 2013 (H)	W	87-59
-------------------	---	-------

Pepperdine (26-21)*

Feb. 19, 1943 (A)	L	57-63
Mar. 3, 1948 (H)	W	66-55
Jan. 8, 1949 (A)	L	49-53
Jan. 22, 1949 (H)	W	64-42
Mar. 2, 1949 (N)	W	60-46
Jan. 14, 1950 (A)	L-OT	51-58
Feb. 18, 1950 (H)	W	56-51
Jan. 17, 1953 (H)	W	78-60
Dec. 21, 1953 (A)	L	57-67
Jan. 13, 1956 (A)	W	80-66
Feb. 4, 1956 (H)	W	67-65
Jan. 5, 1957 (H)	W	80-54
Jan. 12, 1957 (A)	W	62-42
Jan. 11, 1958 (H)	W	92-61
Feb. 22, 1958 (A)	L	67-68
Dec. 13, 1958 (N)	L	40-46
Feb. 6, 1959 (H)	L	69-71
Feb. 14, 1959 (A)	L	52-68
Dec. 29, 1959 (N)	L	60-84
Feb. 12, 1960 (A)	L	58-62
Feb. 19, 1960 (H)	L	70-72
Feb. 4, 1961 (H)	W	68-46
Feb. 6, 1961 (A)	W	67-56
Feb. 9, 1962 (H)	W	52-50
Feb. 16, 1962 (A)	L	53-71
Dec. 26, 1962 (N)	W	64-54
Feb. 8, 1963 (H)	W	67-60
Feb. 16, 1963 (A)	L	63-80
Jan. 11, 1964 (A)	W	57-53
Feb. 22, 1964 (H)	L	54-55
Feb. 6, 1965 (A)	L	56-71
Feb. 27, 1965 (H)	W	82-68
Feb. 11, 1966 (A)	W	101-79
Feb. 24, 1966 (H)	W	90-83

Dec. 29, 1966 (N)	W	94-88
Jan. 14, 1967 (H)	L-OT	91-98
Mar. 10, 1967 (A)	L	99-102
Feb. 10, 1968 (A)	W	101-83
Mar. 2, 1968 (H)	W	106-81
Jan. 10, 1969 (A)	W	76-68
Mar. 8, 1969 (H)	W	92-60
Dec. 23, 1995 (H)	L	76-80
Dec. 3, 1996 (A)	W	70-64
Jan. 2, 1999 (H)	L	46-65
Dec. 9, 2000 (A)	L	60-62
Nov. 20, 2013 (A)	W	83-77
Nov. 19, 2014 (H)	L	44-63

Portland (11-11)*

Nov. 30, 1962 (A)	W	60-43
Dec. 1, 1962 (A)	W	66-48
Dec. 6, 1963 (H)	W	58-56
Dec. 7, 1963 (H)	W	74-61
Dec. 11, 1972 (A)	W	68-63
Jan. 6, 1976 (H)	W	77-58
Dec. 1, 1976 (A)	L	84-96
Dec. 7, 1979 (H)	L-OT	72-73
Dec. 3, 1980 (A)	L	61-67
Dec. 6, 1982 (A)	L-20T	57-59
Dec. 21, 1983 (H)	W	55-53
Nov. 27, 1984 (H)	L-30T	81-82
Nov. 29, 1986 (A)	L	49-54
Dec. 20, 1995 (H)	W	87-79
Dec. 14, 1996 (A)	W-20T	92-88
Dec. 22, 1998 (H)	W	74-52
Dec. 4, 1999 (A)	L	39-47
Nov. 11, 2005 (N)	W	82-53
Nov. 27, 2013 (A)	L	69-86
Nov. 16, 2014 (H)	L-OT	68-73
Nov. 15, 2016 (H)	L	66-79
Dec. 9, 2017 (A)	L	55-64

Portland State (4-1)*

Jan. 9, 1975 (H)	W	76-62
Dec. 22, 1975 (A)	W	83-81
Feb. 24, 1976 (H)	W	84-83
Dec. 10, 2006 (H)	L	63-72
Dec. 28, 2007 (A)	W-OT	76-73

ALL-TIME RESULTS

Presbyterian (1-1)

Dec. 22, 2007 (H)	W	68-64
Nov. 24, 2008 (A)	L	46-47

Princeton (0-1)

Nov. 30, 2014 (N)	L	54-69
-------------------	---	-------

Puget Sound (2-0)

Nov. 27, 1982 (H)	W	71-62
Dec. 22, 2010 (H)	W	95-62

Redlands (2-0)

Dec. 19, 1958 (H)	W	61-46
Jan. 26, 1961 (H)	W	55-41

Rice (6-10)

Jan. 15, 1998 (H)	L	50-61
Feb. 14, 1998 (A)	L	59-72
Mar. 2, 1999 (N)	L	61-64
Jan. 22, 2000 (A)	W	58-56
Feb. 17, 2000 (H)	W-OT	52-48
Jan. 27, 2001 (A)	W	54-44
Feb. 15, 2001 (H)	W	57-53
Jan. 26, 2002 (A)	L	58-70
Feb. 21, 2002 (H)	L	46-62
Mar. 5, 2002 (N)	W	58-57
Feb. 1, 2003 (H)	L-OT	66-71
Feb. 27, 2003 (A)	L	52-65
Jan. 31, 2004 (A)	L	49-82
Feb. 27, 2004 (H)	L	55-61
Jan. 29, 2005 (H)	W	90-85
Feb. 25, 2005 (A)	L	50-56

Sacramento State (22-2)

Jan. 7, 1949 (H)	W	52-46
Dec. 9, 1950 (H)	W	51-46
Dec. 4, 1951 (H)	W	61-49
Dec. 2, 1952 (A)	W	43-42
Feb. 14, 1953 (H)	W	49-40
Feb. 12, 1954 (H)	L	49-57
Dec. 10, 1955 (H)	W	66-41
Jan. 2, 1956 (A)	W	58-52
Dec. 1, 1956 (H)	W	56-43
Feb. 7, 1958 (A)	W	66-49
Jan. 6, 1977 (H)	W	94-83

Jan. 5, 1978 (H)	W	76-69
Jan. 3, 1980 (H)	W	90-46
Dec. 9, 1980 (H)	W	85-61
Dec. 10, 1997 (H)	W	60-49
Dec. 9, 1998 (H)	W	59-56
Dec. 20, 2000 (A)	W	83-58
Nov. 21, 2001 (H)	W	62-60
Dec. 10, 2002 (A)	L	70-72
Dec. 13, 2003 (H)	W-OT	85-77
Feb. 18, 2012 (A)	W	79-67
Dec. 8, 2012 (H)	W	62-57
Feb. 18, 2012 (A)	W	79-67
Dec. 8, 2012 (H)	W	62-57

St. Francis (N.Y.) (1-0)

Dec. 28, 1979 (N)	W	78-63
-------------------	---	-------

St. Joseph's (Pa.) (1-1)

Dec. 23, 1972 (A)	L	74-92
Jan. 2, 1974 (H)	W	67-65

St. Katherine (1-0)

Dec. 9, 2014 (H)	W	74-63
------------------	---	-------

St. Louis (0-1)

Dec. 19, 1960 (A)	L	26-52
-------------------	---	-------

Saint Mary's (CA) (39-44)

Jan. 24, 1922	W	30-14
Feb. 14, 1923 (A)	L	14-21
Dec. 21, 1935 (H)	L	35-39
Jan. 15, 1936 (H)	L	29-44
Jan. 19, 1937 (A)	L	36-42
Feb. 17, 1937 (H)	W	27-26
Jan. 18, 1938	L	34-44
Feb. 18, 1938	W	52-40
Jan. 16, 1939 (N)	W	45-43
Feb. 15, 1939 (H)	W	43-38
1941-42 (A)	L	34-45
1941-42 (H)	L	36-42
Feb. 12, 1946 (H)	L	54-60
Feb. 20, 1946 (H)	W	45-39
Jan. 18, 1947 (H)	L	41-43
Jan. 21, 1947 (A)	L	35-37
Jan. 20, 1948 (A)	L	39-43
Feb. 3, 1948 (H)	W	37-32

Jan. 25, 1949 (H)	L	49-53
Dec. 7, 1949 (H)	W	58-43
Feb. 15, 1950 (A)	W	63-50
Jan. 20, 1951 (N)	W	64-59
Feb. 7, 1951 (H)	W	66-51
Jan. 5, 1952 (A)	L	52-63
Jan. 9, 1952 (H)	L	49-50
Feb. 23, 1952 (N)	L	55-59
Jan. 20, 1953 (A)	L	65-67
Feb. 10, 1953 (H)	W	61-46
Jan. 8, 1954 (H)	L	56-57
Feb. 9, 1954 (A)	W	57-55
Feb. 23, 1954 (H)	W	59-54
Jan. 7, 1955 (H)	W	52-48
Feb. 14, 1955 (A)	W	64-62
Feb. 25, 1955 (A)	W	68-58
Feb. 3, 1956 (A)	L	52-59
Feb. 28, 1956 (H)	L	60-70
Feb. 9, 1957 (A)	L	75-77
Feb. 22, 1957 (H)	L	66-67
Jan. 7, 1958 (A)	L	53-72
Feb. 14, 1958 (H)	W	58-47
Feb. 20, 1959 (H)	L	51-59
Feb. 27, 1959 (A)	L	46-60
Jan. 23, 1960 (H)	L	58-64
Feb. 23, 1960 (A)	L	54-69
Feb. 24, 1961 (H)	L	46-65
Dec. 27, 1961 (N)	L	40-41
Mar. 4, 1961 (A)	W	74-72
Dec. 26, 1961 (N)	L	46-48
Jan. 13, 1962 (A)	W	51-37
Mar. 2, 1962 (H)	L	57-67
Dec. 30, 1962 (N)	W	55-51
Jan. 11, 1963 (A)	L	50-56
Mar. 4, 1963 (H)	W	60-59
Feb. 11, 1964 (A)	W	49-48
Mar. 5, 1964 (H)	L	42-48
Dec. 28, 1964 (N)	W	79-67
Feb. 11, 1965 (H)	W	56-55
Mar. 5, 1965 (A)	W	64-58
Jan. 15, 1966 (A)	W	61-57
Mar. 5, 1966 (H)	W	78-67
Feb. 9, 1967 (H)	W	92-74
Mar. 4, 1967 (H)	W	92-74
Jan. 11, 1968 (H)	W	76-69
Mar. 8, 1968 (A)	W	86-74

ALL-TIME RESULTS

Feb. 6, 1969 (H)	W	89-74
Mar. 1, 1969 (A)	W	82-75
Dec. 13, 1978 (H)	L	70-73
Dec. 18, 1979 (A)	W	61-57
Dec. 7, 1993 (H)	L	66-75
Dec. 6, 1994 (A)	L	77-66
Nov. 28, 1995 (H)	L	60-61
Nov. 24, 1996 (A)	W	66-64
Dec. 18, 1997 (H)	W	71-67
Nov. 18, 1998 (A)	L	56-75
Dec. 18, 1999 (H)	W	54-45
Nov. 26, 2000 (A)	W	82-68
Dec. 5, 2001 (H)	L	51-59
Dec. 4, 2002 (A)	L	62-94
Nov. 30, 2006 (A)	L	60-78
Dec. 27, 2008 (A)	L	78-87
Nov. 30, 2009 (H)	L	71-78
Nov. 22, 2016 (A)	L	64-81
Nov. 19, 2017 (H)	L	61-79
Dec. 29, 2018 (A)	L	45-75

San Diego (7-9)

Dec. 18, 1963 (H)	W	75-41
Feb. 7, 1970 (A)	L-OT	60-65
Dec. 1, 1973 (H)	W	66-59
Dec. 23, 1982 (H)	W	66-61
Dec. 3, 1984 (A)	L	63-65
Dec. 1, 1990 (A)	L	81-98
Dec. 14, 1991 (H)	L	54-62
Nov. 26, 1996 (H)	L	51-66
Nov. 21, 1997 (A)	L	41-81
Nov. 27, 2004 (A)	W	71-70
Dec. 7, 2004 (H)	L	60-74
Nov. 23, 2005 (H)	W	79-68
Dec. 5, 2007 (A)	L	40-60
Dec. 8, 2008 (A)	W	56-52
Nov. 27, 2015 (N)	W	76-67
Nov. 12, 2017 (H)	L	45-97

San Diego State (35-40)*

Dec. 22, 1936 (H)	W	34-32
Dec. 23, 1936 (H)	L	35-37
Mar. 3, 1939 (A)	L	33-38
Mar. 4, 1939 (A)	L	28-57
Mar. 1, 1940 (H)	W	46-27
Mar. 2, 1940 (H)	W	39-28

Jan. 20, 1941 (A)	W	44-27
Jan. 21, 1941 (A)	L	39-50
Feb. 24, 1941 (H)	W	53-48
Feb. 25, 1941 (H)	W	41-37
Mar. 2, 1942 (A)	L	33-35
Mar. 3, 1942 (A)	L	34-40
Mar. 4, 1942 (A)	W	46-45
Mar. 5, 1942 (A)	L	47-66
Jan. 11, 1946 (H)	L	32-40
Jan. 12, 1946 (H)	W	51-40
Feb. 22, 1946 (A)	L	42-54
Feb. 23, 1946 (A)	L	35-47
Jan. 13, 1947 (H)	W	48-28
Feb. 17, 1947 (A)	L	39-44
Feb. 9, 1948 (A)	W	55-39
Mar. 1, 1948 (H)	W	61-49
Jan. 7, 1949 (A)	W-20T	55-52
Feb. 5, 1949 (H)	W	65-55
Jan. 13, 1950 (A)	W	60-52
Feb. 17, 1950 (H)	W	59-48
Feb. 23, 1951 (H)	W	68-37
Feb. 24, 1951 (H)	W	50-46
Feb. 29, 1952 (A)	W	58-53
Mar. 1, 1952 (A)	L	60-61
Feb. 27, 1953 (H)	W	66-54
Feb. 28, 1953 (H)	W	77-61
Jan. 28, 1955 (H)	W	59-48
Dec. 19, 1955 (A)	L	50-57
Feb. 1, 1958 (H)	W	63-60
Dec. 12, 1958 (N)	L	50-63
Jan. 31, 1959 (H)	W	48-39
Jan. 30, 1960 (H)	W	57-52
Jan. 31, 1970 (A)	L	74-85
Feb. 14, 1970 (H)	L	74-85
Jan. 29, 1971 (H)	L	83-102
Feb. 12, 1971 (A)	L	102-115
Jan. 29, 1972 (H)	W-OT	65-63
Feb. 19, 1972 (A)	L	73-80
Jan. 6, 1973 (H)	W	52-50
Feb. 17, 1973 (A)	L	73-76
Jan. 10, 1974 (H)	W	81-69
Mar. 2, 1974 (A)	L	71-73
Feb. 8, 1975 (H)	W	77-73
Feb. 13, 1975 (A)	L	77-95
Feb. 5, 1976 (H)	L	71-73
Feb. 14, 1976 (A)	W	82-74

Mar. 6, 1976 (N)	L	64-67
Jan. 22, 1977 (A)	L	60-88
Feb. 24, 1977 (H)	L	64-73
Mar. 5, 1977 (N)	W	75-74
Jan. 14, 1978 (H)	L	66-68
Feb. 23, 1978 (A)	L	77-81
Feb. 1, 1997 (H)	W	76-72
Feb. 27, 1997 (A)	W	65-63
Jan. 29, 1998 (A)	L	75-88
Feb. 28, 1998 (H)	W	74-66
Jan. 30, 1999 (H)	W	82-57
Feb. 27, 1999 (A)	L	72-75
Jan. 22, 2014 (H)	L	50-75
Feb. 25, 2014 (A)	L	64-90
Feb. 21, 2015 (H)	L	56-74
Jan. 6, 2016 (A)	L	62-77
Feb. 21, 2016 (H)	L	56-78
Jan. 10, 2017 (A)	L	61-76
Feb. 7, 2017 (H)	W	76-71
Jan. 9, 2018 (A)	L	49-85
Feb. 24, 2018 (H)	L	59-71
Feb. 2, 2019 (H)	L	56-67
Mar. 2, 2019 (A)	L	56-84

San Francisco (30-49)

Jan. 18, 1936 (H)	L	30-43
Jan. 23, 1937 (H)	L	35-40
Feb. 12, 1937 (A)	L	35-47
Jan. 21, 1938	W	50-37
Feb. 10, 1938	W	55-52
Jan. 24, 1939 (H)	W	56-40
Feb. 7, 1939 (A)	W	45-30
Jan. 31, 1940 (H)	W	35-29
Feb. 15, 1940 (A)	L	34-45
Jan. 28, 1941 (H)	W	56-47
Feb. 19, 1941 (A)	L	38-46
1941-42 (A)	L	37-57
1941-42 (H)	L	33-35
Dec. 15, 1942 (A)	W	43-35
Jan. 22, 1944 (H)	L	38-39
Jan. 7, 1947 (A)	W	44-34
Jan. 17, 1947 (H)	W	45-25
Dec. 6, 1947 (A)	L	36-42
Feb. 24, 1948 (H)	L	32-50
Dec. 2, 1948 (A)	L	49-66
Feb. 12, 1949 (H)	L	43-50

ALL-TIME RESULTS

Feb. 7, 1950 (N)	W	51-48
Jan. 13, 1951 (N)	W	55-50
Feb. 16, 1951 (N)	L	55-63
Feb. 22, 1952 (N)	L	55-66
Dec. 27, 1952 (H)	L	42-58
Jan. 13, 1953 (H)	L	47-65
Feb. 24, 1953 (H)	L-OT	47-50
Jan. 5, 1954 (H)	L-OT	39-41
Feb. 2, 1954 (H)	L	47-76
Feb. 19, 1954 (H)	W	72-53
Jan. 14, 1955 (H)	W	47-40
Feb. 1, 1955 (H)	L	45-57
Feb. 17, 1955 (H)	L	57-60
Jan. 6, 1956 (H)	W	59-38
Feb. 7, 1956 (H)	W	54-52
Dec. 27, 1956 (H)	L	47-57
Feb. 5, 1957 (H)	L	59-67
Feb. 26, 1957 (H)	L	58-68
Feb. 4, 1958 (H)	L	46-57
Feb. 25, 1958 (H)	W	54-40
Jan. 13, 1959 (H)	L	42-61
Feb. 24, 1959 (H)	L	56-72
Jan. 12, 1960 (H)	L	47-49
Feb. 6, 1960 (H)	L	41-65
Dec. 29, 1960 (N)	L	42-48
Jan. 7, 1961 (H)	L	31-45
Feb. 14, 1961 (H)	L	29-30
Feb. 27, 1962 (H)	L	48-69
Mar. 10, 1962 (H)	L	46-61
Dec. 28, 1962 (N)	W	65-62
Feb. 2, 1963 (H)	L	55-57
Feb. 23, 1963 (H)	L	57-77
Dec. 28, 1963 (N)	W	58-55
Feb. 8, 1964 (H)	L	53-58
Feb. 29, 1964 (H)	W	67-54
Jan. 9, 1965 (H)	L	65-83
Feb. 16, 1965 (H)	W	65-63
Feb. 3, 1966 (H)	W	74-69
Feb. 18, 1966 (A)	L	72-94
Dec. 30, 1966 (N)	L	79-99
Feb. 1, 1967 (H)	L	75-91
Feb. 23, 1967 (H)	L	74-75
Feb. 2, 1968 (H)	L	82-84
Feb. 24, 1968 (H)	L	66-86
Jan. 18, 1969 (H)	L	49-62
Feb. 21, 1969 (H)	W	73-69

Dec. 28, 1972 (H)	L	70-91
Jan. 5, 1974 (H)	L	76-81
Jan. 13, 1976 (A)	W	83-63
Jan. 3, 1977 (A)	L	69-73
Dec. 16, 1977 (A)	L	90-93
Dec. 30, 1977 (A)	L	77-105
Dec. 23, 1978 (A)	L	85-102
Dec. 22, 1979 (A)	W	77-62
Jan. 18, 1983 (A)	W	62-49
Dec. 10, 1983 (H)	L	65-67
Dec. 22, 1984 (H)	W	74-67
Dec. 19, 1985 (A)	W	58-55
Dec. 16, 1986 (H)	W	75-73
Dec. 5, 1987 (A)	L	69-77
Dec. 20, 1988 (H)	L	63-76
Dec. 15, 1989 (A)	W	75-66
Dec. 20, 1990 (H)	L	63-69
Dec. 21, 1991 (A)	W	61-60
Dec. 1, 1992 (H)	L	56-71
Dec. 1, 1993 (N)	L	61-69
Dec. 1, 1995 (H)	L	51-79
Dec. 1, 1996 (H)	W	76-65
Dec. 2, 1997 (N)	L	49-65
Dec. 1, 1998 (N)	L-2OT	73-74
Dec. 1, 1999 (N)	L	42-50
Nov. 29, 2000 (H)	L	56-71
Nov. 27, 2001 (A)	L	63-65
Nov. 30, 2002 (A)	W	71-69
Dec. 3, 2003 (H)	L	64-66
Dec. 1, 2004 (A)	L	60-73
Nov. 29, 2005 (H)	L	46-47
Nov. 27, 2006 (A)	L	53-71
Dec. 8, 2007 (H)	L	63-73
Jan. 7, 2008 (A)	W	62-59
Dec. 3, 2008 (H)	L	56-59
Dec. 23, 2009 (A)	W	74-68
Dec. 10, 2010 (H)	L	63-67
Nov. 19, 2011 (A)	L	58-74
Dec. 11, 2012 (H)	L	53-74
Nov. 12, 2013 (A)	L	77-89
Dec. 6, 2014 (H)	L	50-61
Dec. 5, 2015 (A)	L	75-78
Dec. 3, 2016 (H)	W	55-40
Dec. 21, 2017 (A)	W	75-63
Nov. 24, 2018 (H)	L	63-71

Seattle U (6-5)

Dec. 19, 1947 (A)	W	52-33
Dec. 20, 1947 (A)	W	59-39
Dec. 2, 1955 (A)	W	65-59
Dec. 3, 1955 (A)	L	46-62
Feb. 22, 2010 (H)	L	88-90
Dec. 18, 2010 (A)	W	86-70
Dec. 30, 2011 (A)	W	84-74
Jan. 5, 2013 (H)	W	76-71
Jan. 31, 2013 (A)	L	48-56
Dec. 13, 2014 (H)	L	38-54
Dec. 20, 2015 (A)	L	64-67

Sonoma State (7-0)

Nov. 28, 1980 (H)	W	74-44
Dec. 10, 1981 (H)	W	85-51
Dec. 6, 1983 (H)	W	80-60
Dec. 21, 1984 (H)	W	84-42
Nov. 25, 1985 (H)	W	90-47
Dec. 2, 1987 (H)	W	88-61
Nov. 26, 1988 (H)	W	92-65

South Alabama (0-1)

Nov. 24, 1989 (H)	L	61-64
-------------------	---	-------

South Carolina (0-1)

Dec. 17, 1977 (N)	L	55-76
-------------------	---	-------

South Dakota (2-1)

Dec. 13, 1973 (A)	W	94-86
Nov. 30, 1974 (H)	W	93-52
Dec. 17, 2017 (H)	L	62-76

South Dakota State (3-0)

Dec. 6, 1980 (H)	W	76-55
Dec. 30, 2007 (H)	W-OT	77-71
Nov. 14, 2008 (A)	W	70-62

South Florida (1-0)

Dec. 22, 1999 (N)	W	71-63
-------------------	---	-------

SE Missouri State (0-1)

Dec. 9, 1995 (N)	L	48-55
------------------	---	-------

ALL-TIME RESULTS

Southern California (1-2)

Dec. 9, 1982 (H)	L	54-72
Dec. 8, 1983 (A)	L	62-69
Dec. 9, 1986 (A)	W	57-56

Southern Illinois (0-1)

Dec. 2, 2017 (A)	L	58-76
------------------	---	-------

Southern Utah (1-2)

Dec. 21, 2016 (H)	W	92-82
Nov. 16, 2017 (A)	L	69-81
Nov. 10, 2018 (H)	L	69-66

SMU (2-12)

Jan. 8, 1998 (A)	L	72-81
Feb. 9, 1998 (H)	L	51-77
Jan. 15, 2000 (H)	W	62-49
Feb. 10, 2000 (A)	L	51-62
Jan. 4, 2001 (A)	L	59-69
Feb. 18, 2001 (H)	W	81-51
Jan. 10, 2002 (H)	L	66-68
Feb. 9, 2002 (A)	L	55-84
Jan. 11, 2003 (H)	L	72-79
Feb. 6, 2003 (A)	L	69-82
Jan. 17, 2004 (A)	L	58-73
Feb. 12, 2004 (H)	L	55-62
Jan. 15, 2005 (H)	L	69-77
Feb. 10, 2005 (A)	L	46-66

Stanford (13-39)*

Jan. 7, 1925 (H)	L	13-16
Dec. 12, 1925 (A)	L	8-18
Dec. 3, 1927 (A)	W	25-10
Dec. 13, 1927 (H)	L	12-23
Dec. 4, 1928 (H)	L	18-27
Dec. 14, 1928 (H)	W	24-23
Jan. 4, 1930 (H)	L	14-49
Dec. 23, 1930 (A)	L	22-27
Dec. 22, 1931 (A)	L	21-25
Dec. 29, 1933 (H)	L	28-35
Dec. 7, 1934 (H)	W	28-25
Dec. 30, 1935 (H)	L	29-53
Dec. 5, 1936 (H)	L	24-31
Dec. 7, 1937	L	38-45
Jan. 25, 1941 (A)	L	40-42

1941-42 (A)	L	38-57
1942-43 (A)	L	29-55
Dec. 3, 1945 (A)	L	31-46
Dec. 18, 1945 (H)	W	39-21
Nov. 25, 1946 (A)	L	33-45
Nov. 27, 1946 (H)	W	49-41
Dec. 3, 1947 (A)	L	50-54
Jan. 28, 1949 (A)	L	49-50
Dec. 3, 1949 (A)	L	42-52
Dec. 5, 1950 (A)	L	49-59
Jan. 30, 1952 (A)	L	66-71
Dec. 26, 1952 (H)	W	68-62
Jan. 23, 1954 (A)	L	58-60
Jan. 26, 1954 (H)	L	60-70
Dec. 3, 1954 (A)	L	69-80
Mar. 3, 1956 (A)	L	70-72
Nov. 30, 1956 (H)	W	59-55
Dec. 14, 1957 (A)	W	66-59
Dec. 1, 1958 (A)	L	40-57
Dec. 3, 1959 (A)	L	31-69
Dec. 20, 1962 (A)	L	50-56
Dec. 3, 1964 (H)	L	59-61
Dec. 6, 1965 (A)	W	58-57
Dec. 3, 1969 (A)	L	72-84
Dec. 18, 1971 (A)	L	59-65
Dec. 16, 1972 (A)	L	54-75
Nov. 26, 1977 (A)	L-OT	80-81
Nov. 27, 1978 (H)	W-OT	79-76
Dec. 15, 1979 (A)	W	67-66
Dec. 2, 1983 (A)	L	48-58
Dec. 2, 1986 (H)	W	72-63
Dec. 10, 1988 (A)	L	39-86
Dec. 3, 1992 (H)	W	56-52
Nov. 27, 1993 (A)	L	58-69
Dec. 3, 1994 (A)	L	52-68
Nov. 14, 2006 (A)	L	52-73
Dec. 18, 2018 (A)	L	73-78

Tennessee (0-2)

Dec. 22, 1978 (N)	L	68-73
Dec. 28, 1982 (N)	L	42-50

TCU (2-7)

Dec. 11, 1989 (H)	W	70-69
Nov. 26, 1990 (A)	L	49-66
Jan. 10, 1998 (A)	L	65-104

Feb. 7, 1998 (H)	L	84-119
Jan. 13, 2000 (H)	L	60-69
Feb. 12, 2000 (A)	L	73-78
Mar. 9, 2000 (N)	L	71-84
Jan. 6, 2001 (A)	L	58-65
Feb. 24, 2001 (H)	W-OT	91-90

Texas Arlington (0-2)

Jan. 26, 2013 (H)	L	47-66
Feb. 28, 2013 (A)	L	74-81

Texas San Antonio (2-1)

Nov. 30, 2011 (H)	W	72-66
Dec. 31, 2012 (A)	W	80-67
Mar. 7, 2013 (H)	Cancelled	
Mar. 12, 2013 (N)	L	49-67

Texas State (1-1)

Dec. 29, 2012 (A)	W	72-55
Mar. 9, 2013 (H)	L	67-90

Texas Tech (0-1)

Nov. 10, 205 (A)	L	54-88
------------------	---	-------

Toledo (0-1)

Nov. 25, 2015 (N)	L	74-89
-------------------	---	-------

UTEP (5-12)

Dec. 14, 1963 (A)	L	37-53
Mar. 11, 1981 (A)	L	53-57
Jan. 16, 1999 (H)	W	64-63
Feb. 13, 1999 (A)	L-OT	64-70
Feb. 5, 2000 (H)	W	47-44
Mar. 4, 2000 (A)	W	70-61
Jan. 13, 2001 (H)	L	67-71
Feb. 22, 2001 (A)	L	52-72
Jan. 5, 2002 (A)	L	65-66
Jan. 31, 2002 (H)	W	67-62
Jan. 4, 2003 (A)	L	68-80
Mar. 6, 2003 (H)	W-OT	74-73
Mar. 11, 2003 (N)	L	80-86
Jan. 24, 2004 (H)	L	72-82
Feb. 19, 2004 (A)	L	52-65
Jan. 22, 2005 (A)	L	65-69
Feb. 16, 2005 (H)	L	62-70

ALL-TIME RESULTS

Tulsa (2-18)

Dec. 19, 1968 (A)	L	84-89
Dec. 6, 1969 (A)	L	76-81
Dec. 28, 1974 (N)	L	74-82
Jan. 4, 1997 (H)	L	58-66
Feb. 10, 1997 (A)	L	75-91
Jan 17, 1998 (H)	L	52-77
Feb. 12, 1998 (A)	L	55-68
Jan. 20, 2000 (A)	L	41-67
Feb. 19, 2000 (H)	L	56-64
Jan. 11, 2001 (H)	L	57-63
Jan. 25, 2001 (A)	L	60-76
Mar. 8, 2001 (A)	L	53-64
Jan. 24, 2002 (A)	L	54-78
Feb. 23, 2002 (H)	L	72-82
Jan. 30, 2003 (H)	W	58-57
Mar. 1, 2003 (A)	L	53-74
Jan. 29, 2004 (A)	L	70-86
Feb. 29, 2004 (H)	L	64-65
Jan. 27, 2005 (H)	W	76-69
Feb. 27, 2005 (A)	L	48-80

U.S. International (1-0)

Jan. 8, 1982 (H)	W	75-65
------------------	---	-------

Utah (2-13)

Jan. 2, 1936 (H)	W	40-34
Dec. 16, 1960 (A)	L	48-82
Dec. 15, 2961 (A)	L	50-60
Dec. 18, 1964 (A)	L	75-94
Dec. 18, 1965 (A)	L	57-88
Dec. 23, 1966 (A)	L	77-102
Dec. 18, 1967 (A)	L	81-82
Dec. 12, 1969 (A)	L	85-104
Dec. 3, 1971 (A)	L	59-87
Dec. 7, 1981 (A)	L	50-60
Dec. 29, 1984 (A)	W	72-70
Nov. 29, 1991 (H)	L	57-75
Dec. 28, 1992 (A)	L	47-60
Jan. 23, 1999 (A)	L	54-70
Feb. 18, 1999 (H)	L	49-71

Utah State (22-62)*

Dec. 23, 1935 (H)	L	36-40
Jan. 3, 1941 (H)	W	55-41

Dec. 20, 1948 (A)	W	61-41
Dec. 21, 1948 (A)	L	37-47
Dec. 15, 1951 (H)	W	59-54
Jan. 23, 1953 (A)	L	59-63
Jan. 24, 1953 (A)	W	69-55
Dec. 16, 1961 (A)	L	58-72
Dec. 21, 1964 (A)	L	73-86
Dec. 19, 1967 (A)	L	93-110
Dec. 23, 1968 (A)	L	83-84
Jan. 25, 1979 (H)	W	101-85
Jan. 27, 1979 (A)	L	69-84
Mar. 1, 1979 (N)	L	78-85
Jan. 24, 1980 (A)	L	92-95
Jan. 27, 1980 (H)	W	69-67
Feb. 29, 1980 (N)	W	94-68
Jan. 29, 1981 (H)	W	68-64
Jan. 31, 1981 (A)	W	82-71
Jan. 14, 1982 (H)	W	56-49
Feb. 25, 1982 (A)	W	55-47
Jan. 8, 1983 (A)	L	68-77
Feb. 10, 1983 (H)	L	65-76
Mar. 10, 1983 (N)	W	80-66
Jan. 28, 1984 (H)	L	70-79
Feb. 23, 1984 (A)	L	60-68
Jan. 19, 1985 (A)	L	75-80
Feb. 23, 1985 (H)	W-20T	83-78
Mar. 7, 1985 (N)	W	92-58
Jan. 18, 1986 (A)	L	67-80
Feb. 17, 1986 (H)	W	81-69
Feb. 14, 1987 (A)	L-OT	86-91
Feb. 26, 1987 (H)	W	81-73
Jan. 30, 1988 (A)	L	85-114
Feb. 28, 1988 (H)	W-OT	96-95
Mar. 10, 1988 (N)	L	72-80
Jan. 28, 1989 (A)	L	54-68
Feb. 23, 1989 (H)	L	62-70
Jan. 13, 1990 (A)	L	72-77
Feb. 10, 1990 (H)	L	83-88
Feb. 2, 1991 (A)	L	71-88
Feb. 9, 1991 (H)	L	62-69
Jan. 23, 1992 (A)	L	63-80
Feb. 22, 1992 (H)	L	79-84
Jan. 26, 1993 (H)	W-OT	80-79
Feb. 20, 1993 (A)	L	79-92
Jan. 5, 1994 (A)	L	48-57
Feb. 24, 1994 (H)	L	64-67

Jan. 5, 1995 (H)	L	62-71
Mar. 2, 1995 (A)	L	69-89
Jan. 15, 1996 (A)	L-OT	58-60
Feb. 8, 1996 (H)	W	68-65
Mar. 10, 1996 (N)	W-OT	76-75
Jan. 5, 2006 (H)	L	56-67
Mar. 4, 2006 (A)	L	58-61
Mar. 9, 2006 (N)	L	69-76
Jan. 20, 2007 (H)	L	56-57
Feb. 3, 2007 (A)	L	57-66
Feb. 9, 2008 (A)	L	73-78
Feb. 18, 2008 (H)	W	70-67
Mar. 13, 2008 (N)	L	65-85
Jan. 22, 2009 (H)	L	58-62
Mar. 7, 2009 (A)	L	77-89
Jan. 30, 2010 (A)	L	58-77
Feb. 13, 2010 (H)	L	65-81
Dec. 31, 2010 (A)	L	71-80
Jan. 27, 2011 (H)	L	65-84
Mar. 11, 2011 (N)	L	57-58
Jan. 28, 2012 (A)	L	65-82
Mar. 1, 2012 (H)	L	61-71
Jan. 11, 2013 (A)	L	60-66
Feb. 8, 2013 (H)	L	36-63
Jan. 4, 2014 (A)	L	67-86
Mar. 1, 2014 (H)	L	58-75
Dec. 31, 2014 (A)	L	33-61
Feb. 18, 2015 (H)	L	54-76
Dec. 30, 2015 (H)	L	71-80
Feb. 27, 2016 (A)	L	70-88
Feb. 22, 2017 (H)	L	75-81
Mar. 8, 2017 (N)	L	64-90
Dec. 27, 2017 (A)	L	72-86
Feb. 28, 2018 (H)	W	64-62
Jan. 16, 2019 (H)	L	63-81
Jan. 30, 2019 (A)	L	73-103

Utah Valley (2-0)

Feb. 17, 2009 (H)	W	52-47
Dec. 5, 2009 (A)	W	82-74

Valparaiso (1-0)

Dec. 14, 1956 (A)	W	71-69
-------------------	---	-------

Vanguard (0-1)

Dec. 20, 2001 (H)	L	70-72
-------------------	---	-------

ALL-TIME RESULTS

Virginia (1-0)

Dec. 21, 1979 (N) W 83-79

Wagner (1-0)

Dec. 29, 1982 (N) W 74-67

Warner Pacific (1-0)

Dec. 6, 2000 (H) W 80-41

University of Washington (0-3)

Dec. 20, 1975 (A) L 69-88

Nov. 20, 2009 (A) L 70-80

Nov. 27, 2014 (N) L 56-78

Washington U. (2-1)

Dec. 30, 1954 (A) W 88-48

Dec. 30, 1956 (A) W 55-46

Dec. 21, 1960 (A) L 47-49

Washington State (3-8)

Dec. 21, 1970 (H) L 59-60

Dec. 8, 1972 (A) L 65-74

Dec. 8, 1984 (A) L-OT 58-60

Dec. 21, 1985 (H) W 64-49

Dec. 5, 1990 (H) W 70-69

Dec. 7, 1991 (A) L 57-81

Dec. 27, 1995 (H) L 74-90

Dec. 22, 1996 (A) L 54-95

Nov. 23, 2002 (H) L 68-76

Dec. 21, 2014 (A) L 53-82

Nov. 27, 2016 (A) W 88-76

Weber State (3-4)

Jan. 19, 1974 (H) W 64-56

Nov. 29, 1975 (A) L 82-98

Feb. 18, 2011 (H) W 62-46

Dec. 3, 2011 (A) L-2OT 89-91

Nov. 15, 2012 (H) W-OT 68-67

Nov. 30, 2013 (A) L 55-72

Nov. 15, 2018 (N) L 77-85

Western Michigan (0-1)

Nov. 28, 2014 (N) L 60-79

Westminster (1-0)

Dec. 21, 2013 (H) W 73-66

West Coast Baptist (1-0)

Nov. 12, 2016 (H) W 109-70

West Virginia State (1-0)

Feb. 4, 1950 (N) W 52-50

Wheaton (0-1)

Dec. 15, 1958 (H) L 46-52

Wichita State (1-0)

Dec. 2, 1978 (A) W-OT 82-80

William Jessup (2-0)

Dec. 28, 2008 (H) W 82-61

Nov. 16, 2009 (H) W 89-63

Willamette (3-1)

Dec. 20, 1946 (H) W 53-38

Dec. 21, 1946 (H) W 48-41

Dec. 22, 1947 (H) W 67-49

Dec. 23, 1947 (H) L 55-56

Wisconsin (0-1)

Dec. 26, 1950 (A) L 59-75

Wyoming (2-16)*

Jan. 29, 1965 (A) L 70-92

Dec. 19, 1969 (A) L 81-88

Dec. 11, 1970 (H) L 58-76

Jan. 23, 1997 (A) L 59-75

Feb. 22, 1997 (H) W 67-62

Jan. 18, 2014 (A) L 56-67

Feb. 15, 2015 (H) L 38-46

Jan. 3, 2015 (H) L 59-64

Feb. 14, 2015 (A) L 60-77

Jan. 13, 2016 (H) W 62-55

Mar. 2, 2016 (A) L 78-81

Jan. 18, 2017 (A) L 70-80

Mar. 4, 2017 (A) L 62-74

Jan. 27, 2018 (H) L-OT 86-90

Feb. 17, 2018 (A) L 75-89

Mar. 7, 2018 (N) L 61-74

Jan. 23, 2019 (A) L 46-59

Mar. 6, 2019 (H) L 71-81

All-time records reflect on-court results only.

* - 2018 Opponent

HEAD COACHING RECORDS

Name	# of Seasons	Seasons	Wins	Losses	Pct.
Charles Furley	1	1910	7	3	.700
Others	5	1911-15	18	24	.424
Bill Spaulding	1	1916	4	4	.500
Karl Hazeltine	4	1917-18, 20-21	7	13	.350
Dave Wooster	2	1922-23	17	9	.654
Hovey McDonald	12	1924-35	143	80	.641
Bill Hubbard	6	1936-40, 1945	65	57	.533
Ed Blesh	1	1943	9	12	.429
Walt McPherson	17	1941-42, 1946-60	262	207	.559
Stu Inman	6	1961-66	78	68	.534
Dan Glines	5	1967-71	43	80	.349
Ivan Guevara	8	1972-79	98	118	.454
Bill Berry	10	1980-89	143	144	.498
Stan Morrison	9	1990-98	62	172	.265
Phil Johnson	4	1999, 2003-05	31	82	.274
Steve Barnes	3	2000-02	39	51	.433
George Nessman	8	2006-13	86	161	.348
Dave Wojcik	4	2014-17	32	90	.262
Jean Prioleau	2	2018-19	8	53	.131
TOTALS	108		1,152	1,429	.446



Bill Hubbard



Ed Blesh



Walt McPherson




Stu Inman



Dan Glines



Ivan Guevara



Bill Berry



Stan Morrison



Phil Johnson



Steve Barnes



George Nessman



Dave Wojcik

ALL-TIME SERIES

Opponent	W	L
Air Force	6	10
Alabama	1	0
Alaska Anchorage	2	0
Antelope Valley	1	0
Appalachian State	1	0
Arizona	4	9
Arizona State	6	9
Arkansas Little Rock	0	1
Army	1	0
Auburn	0	1
Ball State	2	1
Baylor	1	0
Beloit	0	2
Bethesda (CA)	1	0
Bethune Cookman	1	0
Boise State	3	33
Bowling Green	2	1
BYU	2	6
BYU-Hawaii	1	1
Brown	1	1
California	3	20
UC Davis	7	2
UC Irvine	19	26
UCLA	1	8
UC Riverside	4	3
UC Santa Barbara	47	49
UC Santa Cruz	3	0
Cal Maritime	1	0
Cal Poly	24	4
Cal Poly-Pomona	1	0
CSU Bakersfield	4	4
CSU Dominguez Hills	1	0
CS Fullerton	25	27
CS Hayward	8	2
CS Long Beach	18	44
CS Los Angeles	3	8
CS Monterey Bay	1	0
CSUN	2	2
Central Michigan	1	1
Chaminade	1	0
Chico State	22	25
Colorado	1	2
Colorado State	0	18
Columbia	0	1
Connecticut	1	0
Coppin State	1	0
Creighton	0	4
Denver	0	6
DePaul	0	1
Detroit Mercy	1	0
Drake	0	4
Duke	0	1
Duquesne	1	2
Eastern Illinois	0	1
Eastern Montana	1	0
Eastern Washington	4	1
Evansville	0	1

Opponent	W	L
Fairleigh Dickinson	1	0
Florida	1	0
Fordham	0	1
Fresno State	81	92
Georgetown	0	1
Gonzaga	5	3
Hamline	0	1
Harvard	1	2
Hawai'i	12	27
Holy Names	1	0
Houston	1	1
Idaho	14	14
Idaho State	8	3
Illinois	0	2
Illinois-Chicago	1	0
Illinois State	1	1
Indiana	0	1
Indiana State	0	2
Iowa	1	0
Iowa State	2	2
Iowa Wesleyan	1	0
James Madison	0	2
Kansas	0	1
Kent State	0	1
Kentucky	0	1
Lamar	0	2
Lawrence Tech	1	0
Life Pacific College	3	0
Lipscomb	0	1
Louisiana Tech	9	17
Loyola Marymount	25	18
Manhattan	0	1
Marquette	0	2
Marshall	1	0
Memphis State	1	0
Menlo College	3	0
Michigan	0	1
Michigan State	0	3
Middle Tennessee	1	0
Milwaukee	0	1
Minnesota	0	2
Mississippi State	1	1
Missouri	0	2
Missouri Western	1	0
Montana	6	7
Montana State	7	7
Mount St. Mary's	1	0
Nebraska	2	3
Nebraska-Omaha	0	1
UNLV	6	39
Nevada	50	60
New Mexico	2	14
New Mexico State	12	34
New Orleans	1	1
North Carolina State	0	1
North Dakota	3	1
North Dakota State	2	0

Opponent	W	L
North Texas	0	1
Northern Arizona	3	4
Northern Colorado	1	1
Northern Illinois	1	2
Northwestern	0	1
Notre Dame De Namur	2	0
Ohio University	1	0
Oklahoma City	0	2
Oregon	2	12
Oregon State	0	2
Pacific	75	83
Pacifica	1	0
Pepperdine	26	21
Portland	11	11
Portland State	4	1
Presbyterian	1	1
Princeton	0	1
Puget Sound	2	0
Redlands	2	0
Rice	6	10
Sacramento State	22	2
St. Francis (N.Y.)	1	0
St. Joseph's (Pa.)	1	1
St. Katherine	1	0
St. Louis	0	1
Saint Mary's (Calif.)	39	44
San Diego	7	9
San Diego State	35	40
San Francisco	30	49
San Francisco State	44	12
Santa Clara	31	80
Seattle U	6	5
Sonoma State	7	0
South Alabama	0	1
South Carolina	0	1
South Dakota	2	0
South Dakota State	3	0
South Florida	1	0
SE Missouri State	0	1
Southern California	1	2
Southern Illinois	0	1
Southern Utah	1	2
SMU	2	12
Stanford	13	39
Tennessee	0	2
TCU	2	7
Texas Arlington	0	2
Texas San Antonio	2	1
Texas State	1	1
Texas Tech	0	1
Toledo	0	1
UTEP	5	12
Tulsa	2	18
U.S. International	1	0
Utah	2	13
Utah State	22	62
Utah Valley	2	0

Opponent	W	L
Valparaiso	1	0
Vanguard	0	1
Virginia	1	0
Wagner	1	0
Warner Pacific	1	0
Washington U.	2	1
U. of Washington	0	3
Washington State	3	8
Weber State	3	4
Western Michigan	0	1
Westminster (Utah)	1	0
West Coast Baptist	1	0
West Virginia State	1	0
Wheaton	0	1
Wichita State	1	0
William Jessup	2	0
Willamette	3	1
Wisconsin	0	1
Wyoming	2	16

2019-20 opponents are **BOLD**.

Records Indicate on-court results only.

GAMES VS. TOP-20 TEAMS - BY RANKING

DATE	RANK	OPPONENT	SCORE	DATE	RANK	OPPONENT	SCORE
1/31/91	#1	UNLV (H)	88-64 (L)	2/18/99	#12	Utah (H)	71-49 (L)
1/7/91	#1	UNLV (A)	93-65 (L)	2/11/93	#12	UNLV (H)	80-74 (L)
3/7/87	#1	UNLV (N)	94-69 (L)	2/5/90	#12	UNLV (A)	105-69 (L)
2/7/87	#1	UNLV (H)	83-74 (L)	12/30/88	#12	UNLV (A)	101-68 (L)
1/8/87	#1	UNLV (A)	89-77 (L)	12/20/75	#12	Washington (A)	88-69 (L)
2/14/56	#1	USF (H)	76-52 (L)	2/25/14	#13	San Diego State (A)	90-64 (L)
1/31/56	#1	USF (A)	67-40 (L)	2/19/00	#13	Tulsa (H)	64-56 (L)
2/23/55	#1	USF (H)	64-40 (L)	1/4/86	#13	UNLV (A)	106-60 (L)
2/11/55	#1	USF (H)	59-49 (L)	2/28/74	#13	Long Beach State (A)	84-60 (L)
3/14/96	#2	Kentucky (N)	110-72 (L)	11/20/09	#14	Washington (A)	80-70 (L)
2/21/69	#2	Santa Clara (H)	73-69 (W)	11/29/91	#14	Utah (H)	75-57 (L)
2/15/73	#3	Long Beach State (A)	117-75 (L)	1/12/84	#14	UNLV (H)	105-77 (L)
2/12/84	#4	UNLV (A)	88-76 (L)	12/21/79	#14	Virginia (N)	83-79 (W)
2/28/58	#4	USF (A)	62-50 (L)	1/27/51	#14	Arizona (H)	62-55 (L)
12/31/06	#5	Duke (A)	70-51 (L)	11/22/16	#15	Saint Mary's (A)	64-81 (L)
12/11/82	#5	UCLA (A)	94-71 (L)	1/20/00	#15	Tulsa (A)	67-41 (L)
1/5/73	#5	Long Beach State (H)	68-61 (W)	2/13/92	#15	UNLV (A)	83-39 (L)
1/28/72	#5	Long Beach State (H)	73-72 (L)	2/23/91	#15	New Mexico State (H)	73-67 (L)
1/10/55	#5	USF (A)	56-30 (L)	12/20/56	#15	Oklahoma City (A)	91-74 (L)
1/4/58	#6	USF (H)	66-44 (L)	1/13/99	#16	New Mexico (H)	82-81 (L-OT)
1/22/14	#7	San Diego State (H)	75-50 (L)	12/23/93	#16	Minnesota (H)	66-53 (L)
12/22/77	#7	UCLA (A)	109-69 (L)	1/31/85	#16	UNLV (A)	70-56 (L)
1/21/88	#8	UNLV (H)	95-83 (L)	3/6/80	#16	Missouri (N)	61-51 (L)
12/28/82	#8	Tennessee (N)	50-42 (L)	1/26/73	#16	USF (A)	82-63 (L)
1/5/82	#8	USF (A)	78-66 (L)	12/26/71	#16	Oregon (N)	79-65 (L)
12/22/76	#8	UCLA (A)	89-74 (L)	12/16/60	#16	Utah (A)	82-48 (L)
1/8/65	#8	USF (A)	77-53 (L)	12/28/87	#17	Missouri (A)	85-61 (L)
12/19/08	#9	Michigan State (A)	85-45 (L)	12/19/71	#17	New Mexico State (A)	114-55 (L)
3/3/83	#9	UNLV (H)	67-61 (L)	12/11/54	#17	California (A)	56-48 (L)
1/12/74	#9	Long Beach State (A)	72-57 (L)	1/16/93	#18	UNLV (A)	84-77 (L)
2/17/72	#9	Long Beach State (A)	88-51 (L)	2/16/89	#18	UNLV (H)	95-66 (L)
12/16/50	#9	UCLA (A)	62-59 (L)	1/11/07	#19	Nevada (H)	72-63 (L)
11/26/12	#10	Kansas (A)	70-57 (L)	2/3/01	#19	Fresno State (H)	86-75 (L)
11/29/97	#10	New Mexico (A)	86-57 (L)	12/27/96	#19	Alabama (N)	60-59 (W-OT)
1/6/90	#10	UNLV (H)	100-80 (L)	1/26/95	#19	New Mexico State (A)	75-66 (L)
1/30/86	#10	UNLV (H)	62-55 (L)	1/30/82	#19	Fresno State (H)	47-36 (L)
3/8/84	#10	UNLV (N)	70-55 (L)	1/26/82	#19	Fresno State (A)	63-45 (L)
12/17/63	#10	Illinois (A)	90-64 (L)	12/4/68	#19	California (A)	103-98 (L)
1/9/19	#10	Nevada (A)	92-53 (L)	2/21/18	#20	Nevada (A)	80-67 (L)
2/14/07	#11	Nevada (A)	68-60 (L)				
3/4/97	#11	New Mexico (N)	103-70 (L)				
12/23/94	#11	Minnesota (A)	115-68 (L)				
2/20/88	#11	UNLV (A)	85-68 (L)				
3/8/85	#11	UNLV (N)	60-59 (L)				
12/28/71	#11	Indiana (N)	86-76 (L)				
3/22/51	#11	Brigham Young (N)	66-61 (L)				

IN-SEASON TOURNAMENT RESULTS

YEAR	TOURNAMENT	FINISH
1958	Poinsettia Tournament, San Diego, Calif.	4th Place
1959	WCAC Tournament, San Francisco, Calif.	8th Place
1960	WCAC Tournament, San Francisco, Calif.	8th Place
1961	WCAC Tournament, San Francisco, Calif.	5th Place
1962	WCAC Tournament, San Francisco, Calif.	CHAMPION
1963	WCAC Tournament, San Francisco, Calif.	CHAMPION
1964	WCAC Tournament, San Francisco, Calif.	3rd Place
1965	WCAC Tournament, San Francisco, Calif.	4th Place
1966	Knights of Columbus Tournament, Portland, Ore.	3rd Place
	WCAC Tournament, San Jose, Calif.	6th Place
1967	Lobo Invitational, Albuquerque, N.M.	3rd Place
1969	Roadrunners Classic, Las Cruces, N.M.	3rd Place
1970	Far West Classic, Portland, Ore.	8th Place
1974	Rainbow Classic, Honolulu, Hawaii	7th Place
1977	Utah Classic, Salt Lake City, Utah	4th Place
1978	Fiesta Classic, Tempe, Ariz.	3rd Place
	Cable Car Classic, Santa Clara, Calif.	4th Place
1979	Cable Car Classic, Santa Clara, Calif.	CHAMPION
	All-College Tournament, Oklahoma City, Okla.	7th Place
1981	KOA Classic, Billings, Mont.	CHAMPION
1982	Las Vegas Holiday Classic, Las Vegas, Nev.	3rd Place
1983	Stanford Invitational, Stanford, Calif.	4th Place
1984	Utah Classic, Salt Lake City, Utah	CHAMPION
1985	Hoosier Classic, Indianapolis, Ind.	3rd Place
1986	Far West Classic, Portland, Ore.	5th Place
1987	Fighting Illini Classic, Champaign, Ill.	3rd Place
1988	Ameritas Classic, Lincoln, Neb.	2nd Place
1989	Oldsmobile Cutlass Classic, E. Lansing, Mich.	4th Place
1993	Stanford Fry's Invitational, Stanford, Calif.	2nd Place
1994	Comerica Cable Car Classic, San Jose, Calif.	3rd Place
1995	Fighting Illini Classic, Champaign, Ill.	4th Place
1996	Comerica Cable Car Classic, San Jose, Calif.	CHAMPION
1999	Pearl Harbor Invitational, Laie, Hawaii	2nd Place
2001	BCA Invitational, Raleigh, N.C.	6th Place
2001	Cyclone Challenge, Ames, Iowa	Tied for 1st Place
2003	Surf 'N Slam Tournament, Laie, Hawaii	2nd Place
2005	2K Sports College Hoops Coaches vs. Cancer Classic Lubbock, Texas	3rd Place
2005	Holiday Station Stores Classic, Bozeman, Mont.	4th Place
2006	CBE Classic, Stanford, Calif.	4th Place
2007	First Shot Exempt Tournament, Murfreesboro, Tenn.	CHAMPION
2008	Shamrock Office Solutions Classic, Moraga, Calif.	3rd Place
2011	Elgin Baylor Classic, Seattle, Wash.	CHAMPION
2014	John Wooden Legacy, Anaheim, Calif.	8th Place
2015	GCI Great Alaska Shootout, Anchorage, Alaska	5th Place
2018	Junkanoo Jam, Bimini, The Bahamas	4th Place

1909-10 (7-3)

COACH: Charles Furley

CAPTAIN: Don Marshman

Dec.	2	San Jose High	L	18-40
Jan.	22	Chico State	L	23-24
Feb.	18	Campbell High	W	23-8
Mar.	4	Pacific	L	30-44
		St. Matthew's Academy	W	30-18
	11	Mt. Tamalpais Military	W	41-25
	16	Santa Clara	W	54-30
Apr.	9	Pacific Grove High	W	35-22
	20	St. Matthew's Academy	W	37-9
	23	Pacific Grove High	W	20-6

1910-11 (3-5)

COACH: None paid

CAPTAIN: Don Marshman

Nov.	1	San Jose High	W	45-16
Feb.	2	Santa Clara	L	17-18
	9	Santa Clara	L	21-34
	15	San Jose YMCA	W	30-11
	21	Pacific	L	26-43
Mar.	1	National Guard	L	31-37
	12	Pacific	L	19-43
	16	Nevada	W	39-23

1911-12 (6-5)

COACH: None paid

CAPTAIN: Don Marshman

Oct.	25	San Jose YMCA Alerts	W	16-14
Nov.	7	Campbell High	W	27-13
	14	@Campbell High	W	30-20
	15	San Jose High	L	20-27
Jan.	12	Pacific Grove High	W	27-25
	20	Chico State	W	32-23
	26	@Pacific Grove High	L	22-25
	27	@Watsonville High	L	16-23
Feb.	9	Watsonville High	W	27-25
		Pacific	L	19-36
		@Pacific	L	14-35

1912-13 (4-2)

COACH: None paid

CAPTAIN: Rinaldo Miano

Nov.	6	National Guard Co. B	W	23-20
	8	@Campbell High	W	23-19
Jan.	15	National Guard Co. B	W	33-29
	16	National Guard Co. M	W	47-21
	17	Monterey High	L	30-36
	25	Chico State	L	12-39

1913-14 (4-6)

COACH: None paid

CAPTAIN: Blondie Corbell

Nov.	7	San Jose High	L	26-28
Dec.		Santa Cruz YMCA	L	29-34
		Campbell HS	W	
Jan.	1	San Jose High	W	32-21

	21	San Jose YMCA	W	37-25
	24	Chico State	W	33-21
Feb.	4	National Guard Co. B	L	
	21	@Pacific Grove High	L	21-47
Mar.	6	Pacific Grove High	L	22-39
		Pacific	L	11-39

1914-15 (1-6)

COACH: None paid

CAPTAIN: Clifton Boyle

Oct.	27	Campbell High	L	9-58
Nov.	5	Campbell High	L	15-29
Dec.	14	Pacific Grove High	L	11-38
Jan.	15	San Jose High	L	18-26
	16	Pacific Academy	L	27-60
	22	@Chico State	L	13-39
Feb.	19	Pacific Grove High	W	32-14

1915-16 (4-4)

COACH: Bill Spaulding

CAPTAIN: Clifton Boyle

Nov.	8	@Campbell High	L	25-37
Dec.	2	Palo Alto Armory Co. L	W	29-21
	7	Campbell High	W	44-36
	17	San Jose High	L	26-32
Jan.	13	Palo Alto Armory Co. L	W	36-28
	22	Chico State	L	34-40
Feb.	4	@Belmont Academy	W	38-34
	22	@Chico State	L	13-39

1916-17 (7-5)

COACH: Karl Hazeltine

CAPTAIN: Art Dorr

Nov.	7	@Campbell High	L	24-47
	21	@Stanford Sophs	L	26-40
Dec.	4	San Jose High	W	67-27
	8	Belmont Academy	L	24-25
	18	Fresno State	W	58-32
Jan.	16	Santa Clara High	W	36-13
	19	Belmont Academy	W	64-12
	23	@Campbell High	W	44-29
	24	Palo Alto Club	W	41-29
	27	Livermore High	W	83-26
	29	Pacific	L	28-38
Feb.	3	@Chico State	L	27-29

1917-18 (0-6)

COACH: Karl Hazeltine

CAPTAIN: Flint Hanner

Nov.	9	@Campbell High	L	16-37
	26	Campbell High	L	22-32
Jan.	5	@Santa Cruz High	L	
Feb.	5	Mountain View High	L	32-46
	16	Gilroy High	L	25-56
	23	@Pacific Grove High	L	26-44

1918-19

No Games Played

1919-20 (0-1)

COACH: Karl Hazeltine

Feb. Chico State L 12-28

1920-21 (0-1)

COACH: Karl Hazeltine

Jan. 21 Chico State L

1921-22 (8-4)

COACH: Dave Wooster

CAPTAIN: Beryl Burchfield

Dec. 14 San Jose High W 30-13
 Jan. 6 San Jose YMCA 145s W 33-14
 13 YMI W 34-16
 18 San Jose Hercules L 24-28
 21 Chico State W 53-5
 24 Saint Mary's W 30-14
 28 San Jose YMCA 145s W 33-4
 Feb. 8 San Jose Hercules W 41-15
 11 Pacific L 14-19
 17 Fresno State L 34-38
 22 Cal 145s W 28-24
 24 @Fresno State L 24-26

1922-23 (9-5)

COACH: Dave Wooster

Jan. 11 San Jose Hercules (H) W 35-22
 18 California 145s (A) W 26-2
 19 San Mateo JC (A) W 23-11
 23 San Benito JC (H) W 22-20
 26 Cal Aggies (A) L 8-19
 27 Chico State (A) W 37-13
 Feb. 1 Pacific (H) L 12-17
 2 Modesto JC (H) W 26-19
 3 Fresno State (H) W 20-18
 10 Cal Aggies (H) L 14-22
 13 Cal Poly (H) W 32-14
 14 Saint Mary's (A) L 14-21
 20 San Mateo JC (H) W 28-18
 22 California 145s (A) L 18-22

1923-24 (6-7)

COACH: Hovey McDonald

CAPTAIN: Milt Watson

Dec. 11 California 145s (A) L 21-37
 Jan. 4 Watsonville High (H) W 16-8
 8 Santa Cruz High (H) L 6-17
 12 Argentinian Club (H) L 29-36
 23 Stanford Frosh (A) L 13-20
 30 Cal Poly (H) W 34-9
 Feb. 2 Chico State (H) W 13-9
 6 Occidental (H) W 19-14
 8 Fresno State (A) W 13-12
 9 Modesto JC (A) L 8-20
 13 Pacific (A) L 11-31
 San Mateo JC (H) L 22-44
 22 Santa Rosa JC (A) W 23-22

1924-25 (18-3)

CALIFORNIA COAST CONFERENCE

CHAMPION

COACH: Hovey McDonald

CAPTAIN: Louis Monterino

Nov. 19 Campbell High (H) W 19-5
 Dec. Santa Clara High (H) W 42-12
 12 Modesto JC (A) L 21-23
 17 Hollister High (H) W 49-9
 California 145s (A) W
 Jan. 7 Stanford (H) L 13-16
 10 Santa Rosa JC (H) W 33-11
 17 California Frosh (A) W 29-27
 24 Chico State (H) W 25-15
 31 San Mateo JC (A) W 40-23
 Feb. 2 Cal Poly (A) W 65-17
 3 Santa Barbara State (A) W 39-30
 4 Santa Maria JC (A) W 62-7
 11 San Mateo JC (H) W 22-16
 13 Arcata Firemen (A) W 30-23
 14 Humboldt State (A) W 59-11
 20 Modesto JC (H) W 38-30
 27 #Fresno State (A) W 30-28
 28 #Fresno State (A) L 14-29
 Mar. 6 #Fresno State (H) W 32-19
 7 #Fresno State (H) W 17-14

– California Coast Conference tournament

1925-26 (10-9)

COACH: Hovey McDonald

CAPTAIN: Clarence Burrell

Dec. 12 Stanford (A) L 9-18
 Jan. 2 Oregon (H) L 4-26
 8 Santa Barbara JC (H) W 28-26
 9 Santa Barbara JC (H) W 26-10
 15 Fresno State (H) L 11-32
 16 Fresno State (H) L 14-24
 22 Modesto JC (H) W 25-14
 26 San Mateo JC (H) L 24-29
 29 Santa Rosa JC (H) W 32-20
 30 Sacramento JC (H) W 24-14
 Feb. 1 Cal Poly (H) W 20-15
 2 Cal Poly (H) W 32-12
 4 Humboldt State (A) W 24-11
 5 Arcata Firemen (A) W 17-16
 10 San Mateo JC (H) W 24-15
 16 Santa Rosa JC (A) L 28-29
 20 Modesto JC (H) L 20-47
 26 Chico State (A) L 16-35
 27 Chico State (A) L 15-40

1926-27 (14-7)

COACH: Hovey McDonald

CAPTAIN: Hal Hawley

Dec. 31 Idaho (H) L 14-21
 Jan. 7 Bakersfield JC (H) W 34-12
 8 Bakersfield JC (H) W 30-16
 14 Fresno State (A) L 33-37

	15	Fresno State (A)	L	28-32
	21	Modesto JC (H)	L	25-27
	28	Santa Rosa JC (H)	W	57-6
	29	Santa Rosa JC (H)	W	39-9
Feb.	3	Humboldt State (A)	W	40-11
	4	Humboldt State (A)	W	40-10
	5	Arcata Firemen (A)	W	24-9
	11	Sacramento JC (A)	W	45-39
	12	Sacramento JC (A)	W	45-22
	19	Modesto JC (A)	L	25-44
	21	Cal Poly (H)	W	29-12
	22	Cal Poly (H)	W	34-8
	25	Chico State (H)	W	35-12
	26	Chico State (H)	W	30-19
Mar.	4	#Modesto JC (H)	L	21-28
	5	#Modesto JC (A)	W	22-16
	7	#Modesto JC (N)	L	25-28

– California Coast Conference tournament

1927-28 (22-4)
CALIFORNIA COAST CONFERENCE
CHAMPION

COACH: Hovey McDonald
CAPTAIN: Bill Hubbard

Dec.	3	Stanford (A)	W	25-10
	13	Stanford (H)	L	12-23
	16	Fresno State (H)	W	27-26
	17	Fresno State (H)	L	17-29
Jan.	7	Watsonville YMCA (H)	W	57-13
	13	Santa Rosa JC (A)	W	71-22
	14	Santa Rosa JC (A)	W	42-27
	16	Sacramento JC (H)	W	41-20
	17	Sacramento JC (H)	W	32-22
	20	Modesto JC (H)	W	29-16
	27	San Mateo JC (H)	W	39-16
	28	San Mateo JC (A)	W	35-32
Feb.	2	Eureka Legion (A)	W	30-20
	3	Arcata Firemen (A)	W	32-8
	4	Humboldt State (A)	W	55-8
	8	San Francisco State (H)	W	63-56
	10	Bakersfield JC (H)	W	59-18
	11	Bakersfield JC (H)	W	42-8
	18	Modesto JC (A)	W	53-27
	24	Santa Barbara JC (A)	W	2-0
	25	Santa Barbara JC (A)	W	2-0
Mar.	2	Chico State (A)	L	23-31
	3	Chico State (A)	W	29-12
	9	#Chico State (H)	W	22-16
	10	#Chico State (A)	L	25-33
	11	#Chico State (N)	W	29-28

– California Coast Conference tournament

1928-29 (13-5)
FAR WEST CONFERENCE CHAMPION

COACH: Hovey McDonald
CAPTAIN: Tom Maloney

Dec.	4	Stanford (H)	L	18-27
	14	Stanford (H)	W	24-23

Jan.	10	Nevada (A)	W	28-25
	11	Nevada (A)	L	16-22
	19	Sacramento JC (A)	W	44-30
	25	Santa Barbara JC (H)	W	45-17
	26	Santa Barbara JC (H)	W	41-5
Feb.	1	Cal Poly (H)	W	62-9
	2	Cal Poly (H)	W	54-18
	8	Fresno State (A)	W	33-29
	9	Fresno State (A)	L	27-28
	15	Sport Shop Golds (H)	L	17-33
	22	Marysville JC (H)	W	45-21
	23	Marysville JC (H)	W	58-16
Mar.	1	Chico State (H)	W	36-33
	2	Chico State (H)	L	17-31
	8	#Chico State (A)	W	43-41
	9	#Chico State (H)	W	33-32

– Far West Conference tournament

1929-30 (9-7)
COACH: Hovey McDonald
CAPTAIN: Tom Maloney

Dec.	12	Athens Club (H)	L	27-31
	21	Santa Cruz Huskies (H)	W	42-8
Jan.	4	Stanford (H)	L	14-49
	10	San Francisco Eagles (H)	W	47-20
	17	Nevada (A)	L	29-33
	18	Nevada (A)	L	24-26
	22	Pacific (A)	L	26-27
	25	Pacific (H)	W	30-27
	31	Fresno State (H)	W	33-26
Feb.	1	Fresno State (H)	W	37-25
	7	Cal Aggies (A)	W	39-30
	8	Cal Aggies (H)	W	45-27
	15	Sport Shop Golds (H)	W	31-30
	22	Stockton Amblers (H)	W	47-26
	28	Chico State (A)	L	30-45
Mar.	1	Chico State (A)	L	33-35

1930-31 (14-3)
FAR WEST CONFERENCE CHAMPION

COACH: Hovey McDonald
CAPTAIN: Don Fowley

Dec.	19	Menlo JC (H)	W	46-31
	20	Long Beach JC (H)	W	41-25
	23	Stanford (A)	L	22-27
Jan.	7	San Benito JC (H)	W	73-10
	10	San Francisco State (H)	W	39-17
	12	Stockton Amblers (H)	W	47-26
	16	Nevada (H)	W	29-23
	17	Nevada (H)	W	30-23
	21	Pacific (A)	W	26-18
	24	Pacific (H)	W	43-23
	30	Fresno State (A)	W	54-22
	31	Fresno State (A)	L	29-35
Feb.	7	Sport Shop Golds (H)	W	40-30
	12	Cal Aggies (A)	W	44-27
	14	Cal Aggies (H)	W	47-3
	20	Chico State (H)	W	39-18
	21	Chico State (H)	L	27-45

1931-32 (8-10)

COACH: Hovey McDonald

CAPTAIN: Oldas Klas

Dec.	18	Menlo JC (H)	W	33-29
	22	Stanford (A)	L	21-25
Jan.	2	Sacramento JC (H)	W	34-24
	9	Stockton Amblers (H)	W	38-34
	15	Athens Club (H)	L	32-40
	16	Sport Shop Golds (H)	W	41-33
	20	Pacific (H)	W	25-21
	23	Pacific (A)	L	24-25
	29	Nevada (A)	L	26-32
	30	Nevada (A)	L	24-28
Feb.	3	Cal Aggies (A)	L	30-41
	6	Cal Aggies (H)	W	50-28
	12	San Francisco State (A)	W	41-35
	13	San Francisco State (H)	L	24-39
	19	Fresno State (H)	W	44-30
	20	Fresno State (A)	L	26-27
	26	Chico State (A)	L	24-41
	27	Chico State (A)	L	28-35

1932-33 (5-13)

COACH: Hovey McDonald

CAPTAIN: Norman Countryman

Dec.	20	Marin JC (H)	W	56-25
	23	Sacramento JC (H)	W	36-25
	26	Oregon (H)	L	23-34
	27	Davis & Elkins (H)	L	32-37
Jan.	7	Menlo JC (H)	W	31-30
	13	Athens Club (H)	L	46-52
	18	Pacific (A)	L	18-34
	21	Pacific (H)	L	23-35
	26	Nevada (A)	L	26-49
	27	Nevada (A)	L	32-41
Feb.	2	Cal Aggies (A)	L	37-56
	4	Cal Aggies (H)	L	28-33
	7	California Reserves (A)	L	27-41
	11	Stockton Amblers (H)	W	48-26
	17	Fresno State (A)	L	40-44
	18	Fresno State (A)	L	31-47
	24	Chico State (H)	W	46-44
	25	Chico State (H)	L	24-35

1933-34 (13-6)

COACH: Hovey McDonald

CAPTAIN: Henry Leibrandt

Nov.	20	Leon Jacobs Clothiers (H)	L	37-40
Dec.	9	Marin JC (H)	L	29-30
	29	Stanford (H)	L	28-35
	30	Sacramento JC (H)	W	51-31
Jan.	5	San Francisco State (A)	W	30-25
	6	San Francisco State (H)	W	31-19
	12	Menlo JC (H)	W	38-35
	13	Athens Club (H)	W	43-25
	17	Pacific (A)	L	24-29
	20	Pacific (H)	W	32-27
	26	Nevada (A)	W	38-36

	27	Nevada (A)	W	36-33
Feb.	1	Cal Aggies (A)	W	35-30
	3	Cal Aggies (H)	W	35-29
	9	Leon Jacobs Clothiers (H)	L	39-48
	16	Fresno State (H)	W	51-13
	17	Fresno State (H)	W	38-18
	23	Chico State (A)	L	35-44
	24	Chico State (A)	W	42-35

1934-35 (9-8)

COACH: Hovey McDonald

CAPTAIN: Carl Biddle

Nov.	22	San Pablo Athletic Club (H)	W	28-27
Dec.	7	Stanford (H)	W	28-25
	14	Athens Club (H)	L	26-29
	17	USC (H)	L	24-42
	22	UCLA (H)	L	25-35
Jan.	12	San Francisco State (H)	W	33-28
	15	Pacific (A)	W	38-34
	19	Pacific (H)	L	29-27
	25	Nevada (H)	W	26-23
	26	Nevada (H)	W	40-25
Feb.	2	Red & White Grocers (H)	W	43-36
	8	Olympic Club (H)	L	46-47
	15	Fresno State (A)	L	33-35
	16	Fresno State (A)	W	39-37
	22	Chico State (H)	L	25-28
	23	Chico State (H)	L	50-62
	28	Cal Aggies (A)	L	44-52
Mar.	2	Cal Aggies (H)	W	50-32

1935-36 (7-9)

COACH: Bill Hubbard

CAPTAIN: Larry Americh

Dec.	14	Santa Clara (H)	L	30-40
	18	UCLA (H)	L	22-30
	21	Saint Mary's (Calif.) (H)	L	35-39
	23	Utah State (H)	L	36-40
	30	Stanford (H)	L	29-53
Jan.	2	Utah (H)	W	40-34
	9	Leon Jacobs Clothiers (H)	W	44-33
	15	Saint Mary's (Calif.) (H)	L	29-44
	18	USF (H)	L	30-43
	24	Nevada (A)	W	43-35
	25	Nevada (A)	W	40-39
	29	Santa Clara (H)	W	46-35
Feb.	1	San Francisco YMI (H)	L	24-35
	7	Humboldt State (A)	W	30-24
	8	Humboldt State (A)	W	27-26
	12	Santa Clara (H)	L	27-39

1936-37 (12-11)

COACH: Bill Hubbard

CAPTAIN: Mel DeSelle

Dec.	5	Stanford (H)	L	24-31
	8	Union Printers (H)	W	53-18
	12	Cardinal Athletic Club (H)	W	51-42
	15	Stockton YMI	W	42-28

	17	Watsonville Falcons (H)	W	42-24
	19	Montana State (H)	L	37-51
	22	San Diego State (H)	W	34-32
	23	San Diego State (H)	L	35-37
	29	Arizona State	L	24-38
Jan.	2	Pacific (H)	W	42-19
	9	Santa Clara (N)	L	36-38
	13	Olympic Club (H)	W	41-33
	16	Pacific (A)	W	35-30
	19	Saint Mary's (Calif.) (A)	L	36-42
	23	USF (H)	L	35-40
	26	San Francisco YMI (H)	L	30-47
	30	Nevada (H)	W	46-37
Feb.	2	Athens Club (H)	W	47-40
	5	Santa Clara (N)	L	25-37
	12	USF (A)	L	35-47
	17	Saint Mary's (Calif.) (H)	W	27-26
	26	Humboldt State (H)	W	37-23
	27	Humboldt State (H)	L	36-42

1937-38 (19-4)

NORTHERN CALIFORNIA CONFERENCE CHAMPION

COACH: Bill Hubbard

CAPTAIN: Frank Carroll

Dec.	7	Stanford	L	45-38
	10	Stockton YMI	W	37-27
	28	Redwood City Shamrocks	W	43-30
	30	Union Printers	W	60-46
Jan.	3	L.A. Young Co.	W	57-39
	5	Stockton Amblers	W	69-41
	7	Santa Clara	L	27-44
	15	Pacific	W	38-32
	18	Saint Mary's (Calif.)	L	34-44
	21	USF	W	50-37
	25	San Francisco State	W	58-39
	28	Nevada	L	48-52
	29	Nevada	W	50-45
Feb.	1	Pacific	W	40-33
	4	Santa Clara	W	42-39
	9	YMI	W	35-33
	10	USF	W	55-52
	15	Athens Club	W	63-60
	18	Saint Mary's (Calif.)	W	52-40
	21	Santa Clara	W	50-44
	23	San Francisco State	W	43-40
	25	Humboldt State	W	54-36
	26	Humboldt State	W	46-39

1938-39 (11-7)

COACH: Bill Hubbard

CAPTAIN: Lloyd Thomas

Jan.	4	Pacific (A)	L	26-27
	13	Pacific (H)	W	51-49
	16	Saint Mary's (Calif.) (N)	W	45-43
	19	U. of Mexico (H)	W	57-49
	21	Santa Clara (H)	L	27-59
	24	USF (H)	W	56-40
	27	Nevada (H)	W	61-46

	28	Nevada (H)	L	44-50
Feb.	3	Santa Clara (H)	L	34-40
	7	USF (A)	W	45-30
		Modesto Owls	W	32-28
	15	Saint Mary's (Calif.) (H)	W	43-38
	17	Santa Barbara State (H)	L	37-41
	18	Santa Barbara State (H)	W	57-42
	24	Humboldt State (H)	W	57-40
	25	Humboldt State (H)	W	44-31
Mar.	3	San Diego State (A)	L	33-38
	4	San Diego State (A)	L	28-57

1939-40 (9-10)

COACH: Bill Hubbard

CAPTAIN: Gus Kotta

Dec.	18	UCLA (H)	L	33-45
	19	UCLA (H)	W	40-31
Jan.	2	Pacific (A)	L	38-40
	6	Pacific (H)	W	41-30
	12	Fresno State (A)	W	49-43
	13	Fresno State (A)	W	45-36
	19	Santa Barbara State (A)	L	32-36
	20	Santa Barbara State (A)	L	25-35
	26	Nevada (A)	W	51-43
	27	Nevada (A)	L	36-44
	31	USF (H)	W	35-29
Feb.	2	Chico State (H)	L	32-35
	3	Chico State (H)	L	35-47
	7	Athens Club (H)	L	43-48
	15	USF (A)	L	34-45
	23	Humboldt State (A)	L	35-48
	24	Humboldt State (A)	W	70-54
Mar.	1	San Diego State (H)	W	46-27
	2	San Diego State (H)	W	39-28

1940-41 (19-8)

CALIFORNIA COLLEGIATE

ATHLETIC ASSOCIATION

CO-CHAMPION

COACH: Walt McPherson

CAPTAIN: Hal Carruth

Dec.	27	Humboldt State (H)	W	62-40
	28	Humboldt State (H)	W	55-51
Jan.	3	Utah State (H)	W	55-41
	9	Pacific (A)	L	32-36
	10	Moffett Field (H)	W	56-28
	14	Pacific (H)	W	46-24
	17	Santa Barbara State (A)	L	40-43
	18	Santa Barbara State (A)	L	34-49
	20	San Diego State (A)	W	44-27
	21	San Diego State (A)	L	39-50
	25	Stanford (A)	L	40-42
	28	USF (H)	W	56-47
	31	Fresno State (H)	W	39-27
Feb.	1	Fresno State (H)	W	56-38
		Moffett Field (H)	W	49-42
	7	Chico State (A)	W	47-34
	8	Chico State (A)	L	44-53

		San Francisco Elks Club
	14	Santa Barbara State (H)
	15	Santa Barbara State (H)
	19	USF (A)
	21	Nevada (H)
	22	Nevada (H)
	24	San Diego State (H)
	25	San Diego State (H)
	28	Fresno State (A)
Mar.	1	Fresno State (A)

1941-42 (13-9)

COACH: Walt McPherson

		Stockton Amblers (H)
		Oakland Owen Illinois (H)
		Oakland Chapel of Oaks (H)
		Oakland Independent Iron Works (H)
		Moffett Field Flyers (H)
		San Francisco State (A)
		San Francisco State (H)
		Athens Club (H)
		Santa Barbara State (H)
		Santa Barbara State (H)
		The Wardrobe (H)
		Stanford (A)
		Golden State (Oakland) (A)
		Humboldt State (A)
		Humboldt State (A)
		Saint Mary's (Calif.) (A)
		Fresno State (H)
		Fresno State (H)
		Pacific (A)
		USF (A)
		Pacific (H)
		Fresno State (A)
		Fresno State (A)
		USF (H)
		Saint Mary's (Calif.) (H)
		Nevada (A)
		Nevada (A)
		Santa Barbara State (A)
		Santa Barbara State (A)
		San Diego State (A)
		San Diego State (A)
		San Diego State (A)
		San Diego State (A)

1942-43 (9-10)

COACH: Ed B...

Dec.	8	Alameda Coast Guard (H)
	10	Pacific
	12	Fort Ord (H)
	15	USF (A)
	18	2nd Armored Division (H)
	11	Fairfield-Suisun (H)
Jan.	8	St. Mary's Pre-Flight (H)
	12	Pacific (A)
	15	Oakland Naval Reserve (A)
	16	Pacific (A)

EAR SCORES

W 47-41
 W 41-34
 W 43-41
 L 38-46
 W 50-42
 W 57-42
 W 53-48
 W 41-37
 L 45-57
 W 39-36

(-20)

Pherson

W 36-27
 L 45-55
 W 51-48
 W 40-19
 L 49-55
 L 43-60
 W 58-44
 W 50-39
 L 31-41
 W 30-28
 W 55-30
 L 38-57
 L 37-44
 W 61-54
 L 36-43
 L 34-45
 W 51-47
 L 28-41
 L 38-52
 L 37-57
 L 37-40
 W 59-58
 L 36-50
 L 33-35
 L 36-42
 W 54-51
 L 40-66
 W 37-32
 L 31-39
 L 33-35
 L 34-40
 W 46-45
 L 47-66

(-12)

lesh

L 28-38
 L 64-21
 W 60-28
 W 43-35
 W 55-18
 L 26-46
 L 36-55
 L 44-57
 L 26-38
 W 46-43

19 Mather Field (H) W 62-30
 22 USF (H) L 38-39
 23 San Francisco State (A) L 52-53
 26 San Francisco State (H) L 48-57
 Feb. 2 Alameda Coast Guard (H) L 41-54
 5 Fresno State (H) W 53-37
 6 Fresno State (H) W 39-38
 12 Nevada (H) L 43-45
 13 Nevada (H) W 62-39
 16 Santa Barbara State (A) W 41-40
 19 Pepperdine (A) L 57-63

1944-45 (7-16)

COACH: Bill Hubbard

Nov. 16 Alameda Naval Air Station (H) L 28-45
 21 Hamilton Field (H) L 36-40
 29 Gilroy Packers (H) W 61-25
 Dec. 1 Mare Island (H) W 58-42
 5 Salinas Army Air Base (H) W 43-33
 7 Tanforan Navy Center (H) W 35-34
 8 Moffett Field (H) L-OT 40-41
 11 Fairfield-Suisun (H) L 26-46
 12 Alameda Naval Air Station (H) L 33-46
 15 Moffett Field (A) W 56-54
 Jan. 5 Pacific (H) L 37-55
 9 Alameda Coast Guard (H) L 38-52
 12 Pacific (A) L 26-65
 18 Treasure Island Guard (H) L 34-42
 23 Mare Island Shipyard (H) L 29-40
 26 Livermore Naval Air (H) L 31-43
 30 Treasure Island Coast Guard (H) L 34-47
 Feb. 1 San Francisco State (A) L-OT 45-46
 5 Livermore Naval Air (H) L 35-56
 6 Hamilton Field (H) L 38-57
 9 San Francisco State (H) W 47-28
 12 Mare Island Veterans (H) W 51-31
 13 Fort Ord L 45-80

1945-46 (17-14)

COACH: Walt McPherson

ASSISTANT: Bob Bronzan

Dec. 3 Stanford (A) L 30-46
 4 Moffett Field (A) L 36-53
 7 Fairfield-Suisun (H) W 52-29
 12 @Moffett Field (A) L 36-49
 14 Alameda Navy (H) L 37-40
 17 Livermore NAS (H) W 53-34
 18 Stanford (H) W 39-21
 21 Hamilton Field (A) L 41-55
 Jan. 4 San Francisco State (A) W 62-51
 5 Fleet City (H) L 50-60
 8 Fairfield-Suisun (A) W 40-35
 11 San Diego State (H) L 32-40
 12 San Diego State (H) W 51-40
 16 San Francisco State (H) W 60-43
 18 Nevada (A) L 40-46
 19 Nevada (A) L 40-59
 22 Hamilton Field (H) W 49-43
 25 Merchant Marine (A) W 47-42


26 Pacific (A) W 60-58
 Feb. 1 Fresno State (A) W 43-35
 2 Fresno State (A) L-OT 45-46
 6 Fresno Athletic Club (H) W 65-46
 8 Fleet City (A) L 50-80
 9 Pacific (H) W 41-35
 12 Saint Mary's (Calif.) (H) L 54-60
 13 Merchant Marine (A) W 46-45
 15 Fresno State (H) W 57-40
 16 Fresno State (H) W 55-35
 20 Saint Mary's (Calif.) (H) W 45-39
 22 San Diego State (A) L 42-54
 23 San Diego State (A) L 35-47

1946-47 (19-9)

COACH: Walt McPherson

ASSISTANT: Bob Bronzan

Nov. 25 Stanford (A) L 33-45
 27 Stanford (H) W 49-41
 Dec. 3 S.F. Athletic Club (H) W 43-42
 6 Hawaii All Stars (H) W 55-37
 7 Sacramento Senators (H) L 38-44
 11 Borlo Athletic Club (H) W 47-46
 13 Chapel of Oaks (H) W 49-40
 20 Willamette (H) W 53-38
 21 Willamette (H) W 48-41
 Jan. 7 USF (A) W 44-34
 11 San Francisco St. (A) W-OT 46-43
 13 San Diego State (H) W 48-28
 17 USF (H) W 45-25
 18 Saint Mary's (Calif.) (H) L 41-43
 21 Saint Mary's (Calif.) (A) L 35-37
 24 Nevada (H) W 43-41
 25 Nevada (H) W 53-45
 Feb. 1 Pacific (A) L 43-44
 4 Hayward S&H (H) W 56-37
 7 UC Santa Barbara (H) W 55-49
 8 Fresno State (H) W 49-31
 11 San Francisco State (H) W 42-38
 14 Cal Poly-SLO (A) W 62-36
 15 UC Santa Barbara (A) L 45-59
 17 San Diego State (A) L 39-44
 21 Fresno State (A) L 40-42
 22 Cal Poly-SLO (H) W 59-47
 28 Pacific (H) L 48-59



More Scores & Stats

YEAR-BY-YEAR SCORES & STATS

1947-48 (23-9)
CALIFORNIA COLLEGIATE
ATHLETIC ASSOCIATION CHAMPION
COACH: Walt McPherson
ASSISTANT: Bob Bronzan
CAPTAIN: Chuck Hughes

1947-48 Individual Statistics

Dec.	3	Stanford (A)	L	50-54
	6	USF (A)	L	36-42
	10	Borlo Athletic Club (H)	L	41-45
	19	Seattle (A)	W	52-33
	20	Seattle (A)	W	59-39
	22	Willamette (H)	W	67-49
	23	Willamette (H)	L	55-56
	29	Nebraska (H)	W	39-38
Jan.	2	San Francisco State (H)	W	62-41
	3	S.F. Athletic Club (H)	W	48-47
	9	Nevada (A)	W	63-43
	10	Nevada (A)	W	49-46
	16	UC Santa Barbara (H)	W	54-37
	20	Saint Mary's (Calif.) (A)	L	39-43
	21	San Francisco State (A)	L	56-61
	24	Pacific (A)	W	54-42
	29	Oakland Bittners (H)	L	40-57
	30	Fresno State (H)	W	56-36
Feb.	3	Saint Mary's (Calif.) (H)	W	37-32
	6	Cal Poly-SLO (A)	W	58-52
	7	UC Santa Barbara (A)	W	64-54
	9	San Diego State (A)	W	55-39
	13	Fresno State (A)	W	60-40
	14	Cal Poly-SLO (H)	W	56-53
	18	Ambler's (H)	W	65-51
	20	Pacific (H)	W	55-41
	24	USF (H)	L	32-50
Mar.	1	San Diego State (H)	W	61-49
	3	Pepperdine (NAIA Regional)	W	66-55
	9	Iowa Wesleyan (NAIA Tourney)	W	64-58
	10	Marshall (NAIA Tourney)	W-2OT	74-72
	11	Indiana State (NAIA Tourney)	L	54-59

Player	G	FG	FT	PTS	AVG
C. Hughes	23	134	44	312	13.6
S. Inman	32	156	84	396	12.4
B. Hagen	29	117	71	304	10.5
B. Wuestoff	32	138	41	317	9.9
R. Romero	32	48	13	109	3.4
B. Enzensperger	27	25	15	65	2.4
J. Kano	22	21	12	54	2.5
E. Marks	27	18	9	45	1.7
J. Morgan	18	15	8	38	2.1
J. Cruzo	17	11	3	25	1.5
R. Staley	20	7	8	22	1.1
S. Wunker	16	5	10	20	1.3
G. Keene	8	2	1	5	0.6
A. Allen	6	2	1	5	0.8
P. Donevi	5	1	0	2	0.5
SJSU	32	700	319	1,719	53.7

1948-49 (22-13)
CALIFORNIA COLLEGIATE
ATHLETIC ASSOCIATION CHAMPION
COACH: Walt McPherson
ASSISTANT: Tom Cureton
CAPTAIN: Bob Hagen

Nov.	29	San Francisco National Guard (H)	L	51-55
Dec.	2	USF (A)	L	49-66
	4	San Francisco YMI (H)	W	55-46
	8	Stewart Chevrolet (H)	W	57-33
	9	San Francisco State (A)	L	56-62
	11	Chico State (H)	W	58-33
	17	BYU (A)	L	47-60
	18	BYU (A)	L	67-73
	20	Utah State (A)	W	61-41
	21	Utah State (A)	L	37-47
Jan.	5	Montana (N)	W	68-59
	7	San Diego State (A)	W	55-52
	8	Pepperdine (A)	L	49-53
	11	San Francisco State (H)	W	57-51
	14	Nevada (H)	W	58-46
	15	Nevada (H)	W	66-47
	19	San Francisco National Guard (A)	W	54-52
	21	Fresno State (H)	W	69-43
	22	Pepperdine (H)	W	64-42
	25	St. Mary's (Calif.) (H)	L	49-53
	28	(#11) Stanford (A)	L	49-50
	31	San Jose Mal Suns (N)	W	59-48
Feb.	2	Oakland Bittners (H)	L	54-58
	5	San Diego State (H)	W	65-55
	8	Pacific (H)	W	52-51
	11	Cal Poly-SLO (H)	W	52-41
	12	(#9) USF (H)	L	43-50
	15	Fresno State (A)	W	54-52
	18	Cal Poly-SLO (A)	W	60-40
	19	UC Santa Barbara (A)	L	34-60
	25	Pacific (H)	W	52-38
	26	UC Santa Barbara (H)	W	55-32
Mar.	2	Pepperdine*	W	60-46
	7	Lawrence Tech+	W	63-52
	9	Eastern Illinois +	L	75-81

* NAIA Regional

+ NAIA Tournament

1948-49 Individual Statistics

Player	G	FG	FT-FTA	PF	Pts.	Avg.
B. Hagen	34	121	91-154	67	333	9.8
B. Wuesthoff	35	96	47-84	87	239	6.8
B. Crowe	34	49	11-30	26	109	3.2
R. Romero	35	44	14-27	59	102	2.9
B. Enzensperger	35	36	16-32	82	88	2.5
C. Crampton	28	27	11-18	30	65	2.3
J. Morgan	18	14	14-24	15	42	2.3
D. Giles	23	18	5-9	23	41	1.6
B. Wilson	11	7	8-15	3	22	2.0
J. Cruize	11	5	1-1	3	11	1.0
J. West	12	4	2-6	7	10	0.8
B. Thomason	8	1	1-2	7	3	0.4
E. Anderson	5	1	0-3	2	2	0.4
A. Seandel	6	0	0-1	1	0	0.0
SJSU	35	777	400-681	606	1,954	55.8

1949-50 (21-7)

COACH: Walt McPherson

ASSISTANT: Tom Cureton

CAPTAINS: Bob Wuesthoff & Stu Inman

Dec.	1	USF (A)	W	43-38
	3	Stanford (A)	L	42-52
	7	Saint Mary's (Calif.) (H)	W	58-43
	9	San Francisco YMI (H)	W	54-4
	13	Gonzaga (N)	L	43-51
Jan.	7	CS Sacramento (H)	W	52-46
	13	San Diego State (A)	W	60-52
	14	Pepperdine (A)	L-OT	51-58
	17	San Francisco State (A)	W	51-49
	21	Fresno State (A)	L	61-63
	24	Stewart Chevrolet (H)	L	34-49
	27	Nevada (A)	W	64-62
	28	Nevada (A)	W	71-66
Feb.	1	San Francisco State (H)	W	50-45
	3	Bowling Green (N)	W	49-48
	4	West Virginia State (N)	W	52-50
	7	Santa Clara (N)	W	51-48
	10	Cal Poly-SLO (A)	W	67-61
	11	UC Santa Barbara (A)	L	44-50
	14	Fresno State (H)	W	68-52
	15	Saint Mary's (Calif.) (A)	W	63-50
	17	San Diego State (H)	W	59-48
	18	Pepperdine (H)	W	56-51
	21	(#11) USF (H)	L	44-54
	24	Pacific (A)	W	54-47
	25	Cal Poly-SLO (H)	W	67-51
	28	Pacific (H)	W	66-41
Mar.	3	UC Santa Barbara (H)	W	79-46

National Ranking

The 1950 San José State team was ranked in the Associated Press polls the weeks of February 21 (#18), February 28 (#19) and March 7 (#17).

1949-50 Individual Statistics

Player	G	FGM-FGA	Pct.	FTM-FTA	Pct.	PF	Pts.	Avg.
S. Inman	28	158-454	.346	100-139	.717	82	416	14.9
B. Wuesthoff	28	92-297	.310	63-83	.759	69	247	8.8
G. Clark	22	81-212	.387	34-65	.523	43	196	8.9
D. McCaslin	24	71-236	.301	35-58	.603	56	177	7.4
C. Crampton	28	77-272	.246	16-28	.571	42	166	5.9
B. Crowe	24	55-184	.299	27-43	.688	30	137	5.7
D. Giles	27	54-157	.344	25-43	.581	42	133	4.9
J. Morgan	20	10-35	.286	12-18	.637	21	32	1.6
R. Romero	21	4-19	.211	4-7	.571	19	12	0.6
T. Prescott	17	4-21	.190	2-4	.500	9	10	0.6
M. Schorr	8	4-12	.333	0-3	.000	7	8	1.0
B. Thomason	7	3-5	.600	5-7	.714	3	2	0.3
B. Wilson	8	1-7	.143	0-0	.000	2	2	0.3
O. Johnson	4	1-2	.500	0-1	.000	2	2	0.5
J. Bolden	5	0-1	.000	0-1	.000	1	0	0.0
Others	--	1-5	.200	1-1	1.000	0	3	--
SJSU	28	612-1943	.315	322-507	.639	429	1,552	55.4

1950-51 (18-12)
NCAA TOURNAMENT PARTICIPANT
COACH: Walt McPherson
ASSISTANTS: Robert Wuesthoff &
Tom Cureton
CAPTAIN: Bobby Crowe

Dec.	1	San Francisco State (H)	W	76-49
	5	Stanford (A)	L	49-59
	9	CS Sacramento (H)	W	51-46
	12	Fresno State (H)	W	56-31
	15	UC Santa Barbara (A)	W	45-38
	16	(#9) UCLA (A)	L	59-62
	21	Colorado (H)	W	49-47
	26	Wisconsin (A)	L	59-75
	30	Manhattan (A)	L	54-70
Jan.	2	Duquesne (A)	L	57-74
	4	Beloit (A)	L	57-86
	6	Hamline (A)	L	47-58
	11	San Francisco YMI (H)	W-OT	48-46
	13	Santa Clara (N)	W	55-50
	17	San Francisco St. (A)	W-OT	62-60
	19	USF (N)	L	43-54
	20	Saint Mary's (Calif.) (N)	W	64-59
	23	Stewart Chevrolet (H)	L	45-55
	25	Fresno State (A)	W	85-42
	27	(#14) Arizona (H)	L	55-62
	30	Cal Poly-SLO (H)	W	59-54
Feb.	7	Saint Mary's (Calif.) (H)	W	66-51
	10	Pacific (H)	W	58-56
	16	Santa Clara (N)	L	55-63
	17	USF (N)	W	61-59
	20	Pacific (A)	W	53-51
	23	San Diego State (H)	W	68-37
	24	San Diego State (H)	W	50-46
	27	USF (H)	W-OT	52-49
Mar	22	*(#11) BYU (N)	L	61-66

* – NCAA Western Regionals

1950-51 Individual Statistics

Player	G	FGM-FGA	Pct.	FTM-FTA	Pct.	REB	AST	PF	Pts.	Avg.
D. Giles	30	159-468	.328	69-100	.690	226	37	74	387	12.9
C. Crampton	30	125-376	.327	42-59	.712	158	22	69	292	9.7
G. Clark	30	91-316	.278	69-115	.600	289	54	71	251	8.4
E. Craig	30	68-194	.351	38-71	.535	92	35	68	174	5.8
B. Crowe	29	71-233	.279	29-47	.617	92	46	49	171	5.9
B. Enzensperger	30	47-153	.294	43-68	.641	126	22	72	137	4.6
B. Wilson	25	32-87	.369	19-45	.422	80	19	23	83	3.3
M. Schorr	25	34-94	.362	19-43	.442	27	10	38	87	3.5
L. Jensen	26	17-44	.387	17-28	.607	40	4	37	51	2.0
D. Baptiste	23	13-74	.177	11-23	.478	58	10	19	37	1.7
T. Prescott	12	4-13	.308	6-9	.667	17	0	8	14	1.2
L. Deming	9	3-17	.177	3-7	.429	9	1	7	9	1.0
C. Williams	9	3-18	.167	0-3	.000	10	1	13	6	0.7
J. Avina	4	0-1	.000	0-1	.000	0	0	2	0	0.0
S. Wacholz	1	0-0	.000	0-0	.000	0	0	0	0	0.0
Others	--	0-4	.000	0-11	.000	2	0	2	0	0.0
SJSU	30	667-2,092	.308	365-630	.579	1,340	260	547	1,699	56.6

1951-52 (15-10)

COACH: Walt McPherson

ASSISTANT: Robert Wuesthoff

CAPTAINS: George Clark & Elmer Craig

Dec.	1	Cal Poly-SLO (H)	W	49-46
	4	CS Sacramento (H)	W	61-49
	8	Fresno State (A)	W	72-58
	14	San Francisco State (H)	W	59-30
	15	Utah State (H)	W	59-54
	22	Fresno Mid-Valley AAU (H)	W	55-40
Jan.	3	Oregon (H)	W	51-49
	5	Saint Mary's (Calif.) (A)	L	52-63
	9	Saint Mary's (Calif.) (H)	L	49-50
	12	Pacific (H)	L	35-36
	16	San Francisco YMI (H)	W	77-50
	19	USF (A)	L	54-56
	23	Hawai'i (A)	W	44-42
	25	Universal Motors (A)	W	53-51
	27	Hickam Field (A)	W	59-53
	30	Stanford (A)	L	66-71
Feb.	2	San Francisco State (A)	L	54-56
	5	Pacific (A)	W	49-47
	9	Fresno Mid Valley AAU (A)	L	47-56
	13	USF (H)	W	41-40
	19	Fresno State (H)	W	69-54
	22	Santa Clara (N)	L	55-66
	23	Saint Mary's (Calif.) (N)	L	55-59
	29	San Diego State (A)	W	58-53
Mar.	1	San Diego State (A)	L	60-61

1951-52 Individual Statistics

Player	G	FGM-FGA	Pct.	FTM-FTA	Pct.	REB	AST	PF	Pts.	Avg.
G. Clark	23	122-400	.305	69-127	.543	376	46	54	313	13.6
E. Craig	25	94-331	.284	58-100	.580	148	88	81	246	9.8
D. Baptiste	25	91-314	.290	38-68	.559	259	45	50	220	8.8
L. Jensen	25	77-222	.347	48-67	.715	193	45	83	202	8.1
M. Schorr	25	55-176	.313	25-39	.641	46	40	47	135	5.4
D. Edwards	22	36-86	.419	22-30	.733	113	10	31	94	4.3
J. Avina	25	33-114	.289	19-39	.487	70	26	77	85	3.5
L. Deming	21	16-69	.232	5-13	.385	68	8	17	37	1.7
S. Wacholz	14	8-20	.400	2-13	.154	32	6	8	18	1.4
D. Brady	6	5-12	.417	0-0	.000	13	6	5	10	1.7
G. Lovell	7	5-19	.263	0-2	.000	17	5	4	10	1.4
B. Abbott	11	2-13	.154	2-5	.400	12	4	5	6	0.5
G. Albaugh	3	2-4	.500	1-1	1.000	1	0	3	5	1.7
T. Johnson	7	1-7	.143	0-0	.000	3	1	2	2	0.3
R. O'Brien	2	0-4	.000	0-0	.000	0	1	0	0	0.0
SJSU	25	547-1,791	.306	289-504	.573	1,492	331	467	1,383	55.3
OPP.	25	473-1,625	.291	344-541	.636	1,203	225	454	1,290	51.6

1952-53 (15-8)
COACH: Walt McPherson
ASSISTANT: Robert Wuesthoff
CAPTAINS: Lee Jensen & Don Edwards

1952-53 Individual Statistics

				Players	G	FGM-FGA	Pct.	FTM-FTA	Pct.	REB	PF	Pts.	Avg.	
Dec.	2	CS Sacramento (A)	W	43-42	L. Jensen	25	121-329	.368	72-96	.750	144	76	314	12.6
	5	Fresno State (H)	W	58-40	F. Niemann	26	92-281	.327	113-170	.665	286	91	297	11.5
	9	San Francisco State (H)	W	63-56	D. Edwards	26	87-273	.319	86-112	.768	250	87	260	10.0
	26	Stanford (H)	W	68-62	D. Brady	26	74-211	.351	48-90	.533	182	49	196	7.5
	27	Santa Clara (H)	L	42-58	C. Williams	26	59-174	.339	76-113	.673	119	61	194	7.5
Jan.	2	USF (A)	L	47-67	B. Abbott	25	42-135	.311	14-28	.500	87	20	98	3.9
	13	Santa Clara (H)	L	47-65	D. Schwendinger	25	30-96	.313	20-35	.571	32	32	80	3.2
	17	Pepperdine (H)	W	78-60	N. Hodgson	24	17-59	.288	28-50	.560	47	29	62	2.6
	20	Saint Mary's (Calif.) (A)	L	65-67	B. Hjelm	13	7-39	.179	4-10	.400	23	9	18	1.4
	23	Utah State (A)	L	59-63	B. Steinbach	10	4-18	.222	0-2	.000	9	8	8	0.8
	24	Utah State (A)	W	69-55	S. Wacholz	6	3-6	.500	1-3	.333	6	2	7	1.2
	28	San Francisco State (A)	W	65-63	L. Matthews	4	1-6	.167	3-4	.750	0	3	5	1.3
	31	Pacific (A)	W	66-54	H. Rapp	7	2-4	.500	0-0	.000	1	5	4	0.7
Feb.	6	Cal Poly-SLO (A)	L	67-69	A. Dunasky	8	1-7	.143	2-3	.667	5	1	4	0.5
	7	Loyola (Calif.) (A)	L-OT	57-61	H. Wyatt	4	1-3	.333	1-2	.500	3	0	3	0.8
	10	Saint Mary's (Calif.) (H)	W	61-46	S. Burriesci	2	0-2	.000	0-0	.000	1	0	0	0.0
	13	Pacific (H)	W	81-54	J. Biglen	1	0-1	.000	0-0	.000	0	0	0	0.0
	14	CS Sacramento (H)	W	49-40										
	17	Fresno State (A)	W	82-60	SJSU	26	541-1,634	.331	468-718	.652	1,327	473	1,550	59.6
	20	USF (H)	W	58-46										
	24	Santa Clara (H)	L-OT	47-50										
	27	San Diego State (H)	W	66-54										
	28	San Diego State (H)	W	77-61										

1953-54 (12-15)

COACH: Walt McPherson

ASSISTANT: Jerry Vroom

CAPTAIN: Carroll Williams

Dec.	1	San Francisco State (H)	W	75-55
	4	Oregon (A)	L	63-74
	5	Oregon (A)	L-OT	70-74
	11	(#17) California (A)	L	48-56
	18	Arizona (A)	L-OT	77-81
	19	Arizona State (A)	W	61-50
	21	Pepperdine (A)	L	57-67
	29	Cal Poly-SLO (H)	W	47-46
	30	San Francisco State (A)	W	61-58
Jan.	5	Santa Clara (H)	L-OT	39-41
	8	St. Mary's (Calif.) (H)	L	56-57
	13	USF (A)	L	50-57
	15	Pacific (H)	L	54-57
	19	Fresno State (A)	L	58-60
	23	Stanford (A)	L	58-80
	26	Stanford (H)	L	60-70
Feb.	2	Santa Clara (H)	L	47-76
	4	Loyola (Calif.) (H)	W	68-57
	6	Pacific (H)	W	63-48
	9	Saint Mary's (Calif.) (A)	W	57-55
	12	CS Sacramento (H)	L	49-57
	15	USF (H)	W	66-49
	17	Pacific (A)	W	70-64
	19	Santa Clara (H)	W	72-53
	23	Saint Mary's (Calif.) (H)	W	59-54
	26	Fresno State (H)	W	78-63
Mar.	1	USF (A)	L	57-76

1953-54 Individual Statistics

Players	G	FGM-FGA	Pct.	FTM-FTA	Pct.	REB	PF	Pts.	Avg.
C. Williams	27	138-337	.409	184-225	.818	104	72	460	17.0
B. Burgos	8	52-142	.373	19-26	.731	38	21	123	15.3
B. Hjelm	27	126-396	.318	89-125	.712	24	82	341	12.6
B. Bondanza	27	60-205	.293	67-109	.615	68	62	187	6.9
D. Fausset	27	50-153	.327	56-91	.615	237	87	156	5.8
D. Brady	4	10-41	.244	3-8	.375	33	14	23	5.6
T. Hansen	26	40-166	.241	56-87	.644	179	60	136	5.2
B. Steinbach	26	44-154	.286	24-40	.600	121	62	112	4.3
A. Hood	6	3-8	.375	4-7	.571	7	1	10	1.7
B. Lamson	8	2-8	.250	5-12	.417	12	4	9	1.1
H. Rapp	4	2-2	1.000	0-0	.000	2	0	4	1.0
R. McPeak	3	1-6	.167	1-2	.500	2	2	3	1.0
D. Harris	1	0-0	.000	1-2	.500	1	1	1	1.0
N. Ponti	17	6-20	.300	4-12	.330	29	16	16	0.9
T. Crane	22	5-18	.278	7-13	.538	12	9	17	0.7
M. Flattley	16	4-20	.200	3-6	.500	22	16	11	0.7
G. Griffith	5	1-5	.200	105	.200	10	4	3	0.6
G. King	10	1-3	.333	3-5	.600	1	3	5	0.5
B. Brunberg	11	1-11	.091	1-2	.500	3	4	3	0.3
SJSU	27	546-1,695	.322	528-777	.680	1,217	520	1,620	60.0
OPP.	27	539-1,619	.323	537-843	.637	1,160	518	1,615	59.8

1954-55 (16-9)
COACH: Walt McPherson
ASSISTANT: Jerry Vroom
CAPTAIN: Carroll Williams

1954-55 Individual Statistics

				Players	G	FGM-FGA	Pct.	FTM-FTA	Pct.	REB	PF	Pts.	Avg.	
Dec.	1	Fresno State (H)	W	69-62	C. Williams	25	107-245	.437	181-214	.846	105	49	395	15.8
	3	Stanford (A)	L	69-80	B. Hjelm	25	116-328	.354	84-118	.712	218	66	316	12.6
	7	San Francisco St. (A)	W	73-67	T. Hansen	25	96-295	.325	57-114	.500	181	68	249	10.0
	10	San Dimas (H)	W	69-46	J. Erceg	25	67-166	.404	37-70	.529	131	36	171	6.8
	20	UC Santa Barbara (H)	L	55-73	B. Bondanza	25	47-138	.341	56-84	.667	53	71	150	6.0
	27	Beloit (A)	L	68-75	T. Crane	25	27-59	.458	22-34	.647	41	19	76	3.0
	28	Marquette (A)	L	68-80	H. Green	21	11-32	.344	20-28	.714	26	7	54	2.6
	30	Washington U. (A)	W	88-48	B. Borghesani	21	11-32	.344	14-21	.667	63	11	36	1.8
Jan.	5	Pacific (A)	W	66-54	R. Goodwin	18	13-37	.351	9-15	.600	29	23	35	2.1
	7	St. Mary's (Calif.) (H)	W	52-48	B. Chrisco	11	7-30	.233	5-9	.556	10	2	19	1.7
	10	(#5) USF (A)	L	30-56	N. Ponti	12	2-12	.167	6-13	.462	12	8	10	0.9
	14	Santa Clara (H)	W	47-40	C. Hardy	9	2-10	.200	2-2	1.000	5	3	6	0.7
	18	Fresno State (A)	W	63-60	A. Hood	1	1-1	1.000	202	1.000	1	0	4	4.0
	22	Loyola (Calif.) (A)	W	75-65	G. King	11	1-6	.167	1-1	1.000	2	1	3	0.3
	26	Cal Poly-SLO (H)	W	73-66	B. Lamson	3	0-3	.000	1-2	.500	4	3	1	0.3
	28	San Diego State (H)	W	59-48	J. Rhode	2	0-0	.000	0-3	.000	2	1	0	0.0
Feb.	1	Santa Clara (H)	L	45-57	A. Locatelli	1	0-1	.000	0-0	.000	0	0	0	0.0
	4	Pacific (H)	W	70-62										
	8	San Francisco State (H)	W	63-56	SJSU	25	514-1,414	.363	497-730	.681	979	368	1,525	61.0
	11	(#1) USF (H)	L	49-59	OPP.	25	566-1,496	.378	375-616	.609	1,072	424	1,507	60.3
	14	Saint Mary's (Calif.) (A)	W	64-62										
	17	Santa Clara (H)	L	57-60										
	23	(#1) USF (H)	L	40-64										
	25	Saint Mary's (Calif.) (A)	W	68-58										
Mar.	2	Pacific (A)	W	65-63										

1955-56 (15-10)

COACH: Walt McPherson

ASSISTANTS: Carroll Williams &

Jerry Vroom

CAPTAIN: Tom Crane

Dec.	2	Seattle (A)	W	65-59
	3	Seattle (A)	L	46-62
	10	CS Sacramento (H)	W	66-41
	13	San Francisco St. (H)	W-OT	65-59
	16	Arizona (A)	W	68-63
	17	Arizona State (A)	L	62-81
	19	San Diego State (A)	L	50-57
	30	Arizona State (H)	W	69-58
Jan.	2	CS Sacramento (A)	W	58-52
	6	Santa Clara (H)	W	59-38
	13	Pepperdine (A)	W	80-66
	14	Loyola (Calif.) (A)	W	45-41
	17	Pacific (H)	W	61-32
	31	(#1) USF (A)	L	40-67
Feb.	3	Saint Mary's (Calif.) (A)	L	52-59
	4	Pepperdine (H)	W	67-65
	7	Santa Clara (H)	W	54-52
	11	Fresno State (H)	W	85-66
	14	(#1) USF (H)	L	52-76
	17	Pacific (A)	L	59-60
	18	Loyola (Calif.) (H)	L	69-71
	21	Fresno State (A)	W	70-67
	24	San Francisco State (A)	W	66-51
	28	Saint Mary's (Calif.) (H)	L	60-70
Mar.	3	Stanford (A)	L	70-72

1955-56 Individual Statistics

Players	G	FGM-FGA	Pct.	FTM-FTA	Pct.	REB	PF	Pts.	Avg.
T. Crane	25	110-284	.387	70-89	.788	74	44	290	11.6
J. Erceg	25	97-265	.366	77-125	.616	163	65	271	10.8
E. Diez	25	87-251	.347	75-111	.676	92	40	249	10.0
M. Branstrom	25	72-184	.391	45-104	.434	223	58	189	7.6
F. Niemann	20	34-120	.383	58-74	.784	145	50	123	6.3
G. Egeland	22	31-99	.313	36-45	.800	78	35	98	4.5
B. Borghesani	25	37-83	.446	24-48	.500	142	18	98	3.9
R. Goodwin	20	33-97	.340	11-19	.579	68	31	77	3.9
G. King	17	11-40	.275	12-28	.429	20	15	34	2.0
D. Schwendinger	19	12-35	.343	9-16	.563	12	21	33	1.7
P. Brady	12	10-22	.455	10-15	.667	31	11	30	2.5
B. Chrisco	14	7-34	.206	8-8	1.000	28	5	22	1.6
J. Rowley	8	8-18	.444	2-3	.667	11	4	18	2.3
D. Parrott	10	7-20	.350	2-5	.400	13	10	16	1.6
G. Wagner	5	2-12	.167	2-4	.500	2	1	6	1.5
H. Nose	1	0-1	.000	1-2	.500	3	0	1	1.0
SJSU	25	558-1,565	.377	442-696	.635	1,206	408	1,558	62.3
OPP.	25	525-1,525	.344	435-675	.645	1,067	411	1,485	59.4

1956-57 (13-12)

COACH: Walt McPherson

ASSISTANTS: Fred Niemann &

Jerry Vroom

CAPTAIN: Jack Rowley

Nov.	30	Stanford (H)	W	59-55
Dec.	1	CS Sacramento (H)	W	56-43
	4	Arizona State (A)	W	82-71
	11	San Francisco State (H)	W	67-52
	14	Valparaiso (A)	W	71-69
	17	Evansville (A)	L	73-81
	18	Washington U. (A)	W	55-46
	20	(#15) Oklahoma City (A)	L	74-91
	27	Santa Clara (H)	L	47-57
	29	California (A)	L	47-69
Jan.	4	USF (A)	L	51-66
	5	Pepperdine (H)	W	80-54
	11	Loyola (Calif.) (A)	W	78-74
	12	Pepperdine (A)	W	62-42
	15	Fresno State (H)	L-OT	75-79
	22	Fresno State (A)	W	77-75
Feb.	1	Pacific (A)	W	66-65
	5	Santa Clara (H)	L	59-67
	9	Saint Mary's (Calif.) (A)	L	75-77
	12	Pacific (H)	W	72-69
	15	Loyola (Calif.) (H)	W	79-64
	19	San Francisco State (A)	L	67-68
	22	Saint Mary's (Calif.) (H)	L	66-67
	26	Santa Clara (H)	L	58-68
Mar.	1	USF (H)	L	85-76

1956-57 Individual Statistics

Player	G	FGA	Pct.	FTA	Pct.	REB	PF-D	Pts.	Avg
E. Diaz	25	141-369	.382	110-157	.701	95	45-0	392	15.7
G. Egeland	25	122-279	.434	68-89	.764	190	66-4	312	12.5
M. Branstrom	25	116-253	.459	76-143	.531	370	75-3	308	12.3
D. Rye	23	44-116	.379	43-59	.729	70	38-2	131	5.7
G. Wagner	24	53-141	.376	17-38	.447	81	40-1	123	5.1
J. Rowley	21	47-118	.398	25-46	.543	68	45-2	119	5.7
A. Powell	9	35-95	.368	24-45	.533	74	16-0	94	10.5
D. Reid	22	15-53	.283	27-31	.871	18	14-0	57	2.6
D. Harris	21	22-67	.328	11-19	.579	26	22-1	55	2.6
A. Lundquist	20	14-37	.378	5-10	.500	45	18-1	33	1.7
J. Perry	11	6-23	.261	2-3	.667	6	11-0	14	1.3
A. Pasquinelli	4	2-6	.333	4-5	.800	8	5-0	8	2.0
D. Rano	10	4-12	.333	0-0	.000	2	2-0	8	0.8
D. Wilson	5	2-4	.500	0-1	.000	2	2-0	4	0.8
H. Wyatt	4	1-1	1.000	0	.000	1	1-0	2	0.5
J. Harris	2	0-0	.000	1-2	.500	0	0-0	1	0.5
T. Hansen	2	0-0	.000	0-0	.000	1	0-0	0	0.0
T. Lowden	1	0-2	.000	0-0	.000	1	1-0	0	0.0
Team						96			
SJSU	25	624-1,576	.396	413-648	.637	1,154	405-14	1,661	66.4
OPP.	25	1,596	.367	682	.696	1,050	339-7	1,645	65.8

SCORES & STATS

1957-58 (13-13)

COACH: Walt McPherson

ASSISTANTS: Jerry Vroom & Stu Inman

CAPTAIN: Gil Egeland

1957-58 Individual Statistics

				Player	G	FG-FGA	Pct.	FT-FTA	Pct.	REB	Avg.	PF-D	Pts.	Avg.	
Dec.	3	San Francisco State (H)	W	67-56	E. Diaz	26	120-329	.365	114-165	.691	117	4.5	51-0	354	13.6
	6	California (A)	L	62-70	G. Egeland	26	131-292	.449	61-76	.803	112	4.3	85-3	323	12.4
	10	Oregon (A)	L	67-72	B. Larson	26	90-192	.468	82-129	.636	247	9.5	63-2	262	10.0
	11	Oregon (A)	L	53-62	M. Branstrom	25	93-239	.390	65-121	.537	271	10.8	76-4	251	10.0
	14	Stanford (A)	W	66-59	N. Fitzgerald	26	97-238	.408	31-45	.689	88	3.4	48-0	225	8.7
	20	Idaho State (A)	L	39-54	D. Rye	21	32-81	.395	12-20	.600	32	1.5	31-1	76	3.6
	21	Idaho State (A)	L	59-63	G. Wagner	24	16-77	.208	13-29	.448	43	1.8	17-0	45	1.9
	27	Arizona (H)	W	77-63	D. Reid	20	13-40	.325	7-8	.875	16	0.8	20-0	33	1.7
	28	Arizona State (H)	W	71-52	A. Lundquist	12	8-22	.364	1-3	.333	26	2.2	12-0	17	1.4
Jan.	4	(#6) USF (H)	L	44-66	J. Harris	13	6-15	.400	4-10	.400	13	1.0	3-0	16	1.2
	7	Saint Mary's (Calif.) (A)	L	53-72	P. Ashmore	3	0-0	.000	3-4	.750	0	0.0	2-0	3	1.0
	10	Loyola (Calif.) (H)	W	68-54	A. Pasquinelli	17	2-10	.200	4-8	.500	6	0.3	9-0	8	0.5
	11	Pepperdine (H)	W	92-61	J. Embree	14	2-10	.200	2-3	.667	13	0.9	4-0	6	0.4
	14	Pacific (H)	W	78-60	D. Rano	9	1-10	.100	2-4	.500	1	0.1	3-0	4	0.4
	17	Fresno State (A)	L	60-62	B. Ulrey	9	1-16	.062	1-10	.100	2	0.2	3-0	3	0.3
	21	Fresno State (H)	W	68-58	Team						69				
Feb.	1	San Diego State (H)	W	63-60											
	4	Santa Clara (H)	L	46-57	SJSU	26	612-1571	.390	402-635	.633	1057	40.7	427-10	1626	62.5
	7	CS Sacramento (A)	W	66-49	OPP.	26	585-1598	.366	376-573	.656	1072	41.2	474-11	1546	59.5
	11	San Francisco State (A)	W	71-41											
	14	Saint Mary's (Calif.) (H)	W	58-47											
	18	Pacific (A)	L	61-63											
	21	Loyola (Calif.) (A)	L	66-68											
Feb.	22	Pepperdine (A)	L	67-68											
	25	Santa Clara (H)	W	54-40											
	28	(#4) USF (A)	L	50-62											

1958-59 (5-19)
COACH: Walt McPherson
ASSISTANTS: Jerry Vroom & Stu Inman
CAPTAINS: Ned Fitzgerald & Joe McGrath

Dec.	1	Stanford (A)	L	40-57
	3	California (A)	L	36-60
	9	San Francisco State (H)	L	40-44
	12	*San Diego State (N)	L	50-63
	13	*Pepperdine (N)	L	40-46
	15	Wheaton (H)	L	46-52
	19	Redlands (H)	W	61-46
Jan.	2	Arizona (A)	W	64-62
	3	Arizona State (A)	L	58-62
	5	New Mexico State (A)	L	50-70
	10	USF (A)	L	46-51
	13	Santa Clara (H)	L	42-61
	16	Pacific (A)	L	55-69
	30	Pacific (H)	L	46-51
	31	San Diego State (H)	W	48-39
Feb.	3	USF (H)	W	48-45
	6	Pepperdine (H)	L	69-71
	7	Loyola (Calif.) (H)	L	46-61
	10	San Francisco State (A)	W	69-49
	13	Loyola (Calif.) (A)	L	43-49
	14	Pepperdine (A)	L	52-68
	20	Saint Mary's (Calif.) (H)	L	51-59
	24	Santa Clara (H)	L	56-72
	27	Saint Mary's (Calif.) (A)	L	46-60

* – Poinsettia Tournament

1958-59 Individual Statistics

Player	G	FG-FGA	Pct.	FT-FTA	Pct.	REB	Avg.	PF-D	Pts.	Avg.
N. Fitzgerald	24	121-348	.348	55-79	.696	133	5.5	58-1	297	12.3
J. McGrath	22	75-188	.399	66-91	.725	67	3.0	52-1	216	9.8
A. Lundquist	24	60-145	.414	40-73	.547	222	9.2	64-2	160	6.6
B. Chapman	24	43-131	.327	43-64	.672	103	4.3	59-0	129	5.6
B. Ulrey	22	46-160	.287	31-46	.673	60	2.7	42-1	123	5.4
J. Whelihan	21	44-121	.363	20-33	.606	55	2.6	17-0	108	5.1
A. Simon	19	17-73	.233	24-47	.510	58	3.1	47-3	58	3.1
L. Reeser	5	2-4	.500	5-6	.833	1	0.2	1-0	9	1.8
J. Embree	22	10-40	.250	15-26	.577	49	2.2	18-0	35	1.6
A. Andreas	19	11-40	.275	8-13	.615	7	0.4	16-0	30	1.6
J. Harris	14	4-27	.148	14-19	.737	10	0.7	9-0	22	1.6
C. Henry	8	4-9	.444	0-1	.000	9	1.1	7-0	8	1.0
D. Harris	6	1-7	.142	0-2	.000	7	1.2	3-0	2	0.3
Donohue	3	0-0	.000	0-0	.000	0	0.0	0-0	0	0.0
O'Brien	3	0-0	.000	0-1	.000	0	0.0	0-0	0	0.0
SJSU	24	438-1293	.345	321-501	.647	931	38.8	393-8	1197	49.9
OPP.	24	495-1339	.369	362-556	.651	1142	47.6	374-10	1352	56.3

SCORES & STATS

1959-60 (6-19)
COACH: Walt McPherson
ASSISTANT: Stu Inman
CAPTAIN: Bob Chapman

1959-60 Individual Statistics

				Player	G	FG-FGA	Pct.	FT-FTA	Pct.	REB	Avg.	PF	Pts.	Avg.	
Dec.	1	San Francisco State (H)	W	54-41	V. Corl	23	113-325	.348	38-56	.679	106	4.6	56	264	11.5
	3	Stanford (A)	L	31-69	D. Marc	25	98-257	.361	70-110	.636	190	7.6	48	266	10.6
	5	Denver (A)	L	47-64	J. McGrath	17	46-128	.359	59-88	.670	47	2.8	43	151	8.9
	12	California (A)	L	43-54	G. Ryan	25	74-208	.356	24-56	.429	104	4.2	50	172	6.9
	14	Fresno State (H)	W	68-63	B. Chapman	25	57-146	.390	34-63	.540	115	4.6	68	148	5.9
	21	Oregon (A)	L	41-56	V. Barnes	25	50-151	.331	23-42	.548	71	2.8	31	123	4.9
	22	Oregon (A)	L	45-58	J. Whelihan	11	23-88	.261	1-6	.167	32	2.8	13	47	4.2
	26	* USF (N)	L	48-51	A. Dalbey	25	23-80	.288	31-50	.620	88	3.5	40	77	3.1
	29	* Pepperdine (N)	L	60-84	F. Mitchell	9	8-24	.333	10-13	.769	11	1.2	8	26	2.9
	30	* Pacific (N)	L	56-61	N. Bostock	8	6-22	.273	8-13	.615	17	2.1	9	20	2.5
Jan.	5	San Francisco State (A)	W	81-57	J. Embree	16	8-24	.333	5-11	.455	29	1.8	20	21	1.3
	8	Pacific (H)	L	55-66	P. Ashmore	15	5-21	.238	6-13	.462	4	0.2	10	16	1.1
	12	Santa Clara (H)	L	47-49	R. Pliler	3	1-5	.200	1-2	.500	0	0.0	2	3	1.0
	19	Fresno State (A)	L	45-70	Team						158				
	23	Saint Mary's (Calif.) (H)	L	58-64											
	30	San Diego State (H)	W	57-52	SJSU	25	512-1497	.346	310-523	.593	972	38.9	398	1334	53.4
Feb.	6	Santa Clara (H)	L	41-65	OPP.	25	562-1377	.423	355-552	.607	1125	45.0	389	1519	60.6
	9	Pacific (A)	W	58-50											
	12	Pepperdine (A)	L	58-62											
	13	Loyola (Calif.) (A)	L	42-51											
	16	USF (H)	W	69-66											
	19	Pepperdine (H)	L	70-72											
	20	Loyola (Calif.) (H)	L	48-55											
	23	Saint Mary's (Calif.) (A)	L	54-69											
	26	USF (A)	L	58-74											

* – WCAC Tournament

1960-61 (11-14)
COACH: Stu Inman
ASSISTANT: Danny Glines
CAPTAINS: Norm Bostock & Joe Braun

1960-61 Individual Statistics

Month	Day	Opponent	Result	Score
Dec.	2	Fresno State (H)	W	74-54
	6	California (A)	L	39-43
	9	San Francisco State (H)	W	55-44
	10	UC Davis (H)	W	63-39
	14	Idaho State (A)	W	46-41
	16	(#16) Utah (A)	L	48-82
	19	St. Louis (A)	L	26-52
	21	Washington U. (A)	L	47-49
	26	* Loyola (Calif.) (N)	W	53-51
	27	* Saint Mary's (Calif.) (N)	L	40-41
	29	* Santa Clara (N)	L	42-48
Jan.	7	Santa Clara (H)	L	31-45
	14	Pacific (A)	W	48-44
	26	Redlands (H)	W	55-41
	28	Fresno State (H)	L	63-68
Feb.	3	Loyola (Calif.) (H)	L	45-54
	4	Pepperdine (H)	W	68-46
	6	Pepperdine (A)	W	67-56
	7	Loyola (Calif.) (A)	L	46-55
	14	Santa Clara (H)	L	29-30
	18	USF (A)	L	39-40
	24	St. Mary's (Calif.) (H)	L	46-65
	25	Pacific (H)	W	60-45
Mar.	3	USF (A)	L	38-49
	4	Saint Mary's (Calif.) (A)	W	74-72

Player	G	FG-FGA	Pct.	FT-FTA	Pct.	REB	Avg.	PF	Pts.	Avg.
J. Braun	25	98-238	.412	69-111	.622	176	7.0	75	265	10.6
N. Bostock	25	69-204	.338	41-66	.621	90	3.6	52	179	7.2
D. Bates	25	57-182	.313	60-97	.619	134	5.4	84	174	7.0
V. Barnes	25	58-187	.310	48-76	.632	113	4.5	52	161	6.4
B. Robertson	20	50-135	.370	24-37	.649	103	4.1	52	124	6.2
B. Yonge	25	52-153	.340	35-64	.547	81	3.2	60	139	5.6
G. Ryan	22	36-121	.290	41-55	.746	53	2.4	23	113	5.2
D. O'Mohundro	8	6-28	.214	6-8	.750	15	1.9	7	18	2.3
A. Andreas	2	0-0	.000	4-6	.667	0	0.0	0	4	2.0
B. Cassell	1	1-3	.333	0-0	.000	1	1.0	0	2	2.0
B. Lister	12	7-25	.280	9-17	.529	27	2.3	15	23	1.9
D. Romine	19	10-48	.208	9-21	.429	23	1.2	27	29	1.5
V. Corl	7	2-15	.133	2-2	1.000	7	1.0	1	6	0.9
R. Skillern	5	0-1	.000	2-5	.400	3	0.6	1	2	0.4
SJSU	25	446-1340	.333	350-565	.619	993	39.7	451	1242	49.7
OPP.	25	420-1094	.384	414-628	.659	946	37.9	390	1254	50.2

* - WCAC Tournament



Joe Braun



Norm Bostock



Dennis Bates



Vance Barnes



Bill Robertson

SCORES & STATS

1961-62 (13-11)
COACH: Stu Inman
ASSISTANT: Danny Glines
CAPTAIN: Vance Barnes

Dec.	2	# Chico State (H)	W	66-31
	7	# San Francisco St. (A)	W	60-35
	8	# Nevada (A)	W	71-43
	9	# Nevada (A)	W	75-54
	12	# Fresno State (H)	W	71-42
	15	# Utah (A)	L	50-60
	16	# Utah State (A)	L	58-72
	20	# BYU (A)	W	60-54
	21	# New Mexico (A)	L	51-63
	26	* Saint Mary's (Calif.) (N)	L	46-48
	27	* San Francisco St. (N)	W	58-39
	29	* Pacific (N)	W	49-47
Jan.	4	# USF (A)	W	39-36
	10	# Pacific (A)	W	59-48
	13	# St. Mary's (Calif.) (A)	W	51-37
Feb.	9	# Pepperdine (H)	W	52-50
	10	# Loyola (Calif.) (H)	W	59-49
	16	Pepperdine (A)	L	53-71
	17	Loyola (Calif.) (H)	L	55-70
	23	USF (H)	L	52-54
	27	Santa Clara (H)	L	48-69
Mar.	2	Saint Mary's (Calif.) (H)	L	57-67
	6	Pacific (H)	L	56-62
	10	Santa Clara (H)	L	46-61

– Game forfeited by San José State
 –WCAC Tournament

1961-62 Individual Statistics

Player	G	FG-FGA	Pct.	FT-FTA	Pct.	REB	Avg.	PF-D	Pts.	Avg.
J. Braun	12	52-114	.456	25-42	.595	78	6.5	34-2	131	10.9
B. Robertson	15	66-148	.445	31-44	.705	95	5.3	49-2	163	10.3
D. Bates	24	77-194	.396	81-123	.658	137	5.7	73-6	235	9.8
B. Yonge	24	66-179	.368	36-56	.543	87	3.6	52-4	158	7.0
V. Barnes	22	58-157	.369	36-74	.486	100	4.5	45-1	152	6.9
H. Edwards	24	73-179	.408	16-37	.432	116	4.8	86-9	162	6.7
R. Dahl	24	49-128	.382	48-85	.565	91	3.8	70-7	146	6.1
B. Nye	20	28-80	.350	8-18	.444	68	3.4	20-0	64	3.2
G. Gresham	15	14-49	.285	11-19	.579	27	1.8	27-1	39	2.6
C. Carpenter	18	5-26	.278	31-43	.721	26	1.4	10-0	41	2.3
J. Gwartney	10	11-32	.344	0-2	.000	10	1.0	11-0	22	2.2
G. Citta	10	7-17	.412	5-8	.625	10	1.0	10-0	19	1.9
J. Mercer	3	0-1	.000	0-1	.000	0	0.0	0-0	0	0.0
L. Kearns	3	0-1	.000	0-0	.000	0	0.0	0-0	0	0.0
SJSU	24	506-1305	.387	328-552	.594	1012	42.2	497-32	1342	55.9
OPP.	24	413-1084	.381	436-654	.667	900	37.5	417-7	1262	52.5



Joe Braun



Bill Robertson



Dennis Bates



Bill Yonge



Vance Barnes

1962-63 (14-10)

COACH: Stu Inman

ASSISTANTS: Danny Glines &
Bob Wendell

CAPTAINS: Dennis Bates & Bill Yonge

Nov.	30	Portland (A)	W	60-43
Dec.	1	Portland (A)	W	66-48
	6	San Francisco State (H)	W	52-43
	7	UC Santa Barbara (A)	W	70-46
	11	Fresno State (A)	L	42-56
	14	San Fernando State (H)	W	70-52
	17	(#10) Illinois (A)	L	64-90
	19	Michigan (A)	L	52-60
	20	Detroit (A)	L	76-82
	26	* Pepperdine (N)	W	64-54
	28	* Santa Clara (N)	W	65-62
	30	* St. Mary's (Calif.) (N)	W	55-51
Jan.	5	Pacific (A)	W	42-41
	11	Saint Mary's (Calif.) (A)	L	50-56
	12	Loyola (Calif.) (H)	W	62-52
Feb.	2	Santa Clara (H)	L	55-57
	8	Pepperdine (H)	W	67-60
	15	Loyola (Calif.) (A)	L	48-56
	16	Pepperdine (A)	L	63-80
	22	USF (H)	W	49-48
	23	Santa Clara (H)	L	57-77
Mar.	4	Saint Mary's (Calif.) (H)	W	60-59
	6	USF (A)	L	46-51
	9	Pacific (H)	W	61-43

* - WCAC Tournament

1962-63 Individual Statistics


Player	G	FG-FGA	Pct.	FT-FTA	Pct.	REB	Avg.	PF-D	Pts.	Avg.
D. Bates	24	107		82-117	.701			71-4	296	12.3
B. Robertson	15	57-177	.322	50-76	.656	100	6.7	55-3	164	10.9
H. Edwards	24	90		30-67	.448			86-9	210	8.8
B. Yonge	24	77		47-81	.580			71-3	201	8.4
E. Sims	20	62		24-53	.453			45-1	142	7.1
A. Jancsi	24	37		44-58	.759			30-0	118	4.9
R. Labetich	24	37		38-62	.613			57-0	112	4.7
M. Simpson	23	44		18-27	.667			21-0	106	4.6
C. Carpenter	17	4		10-13	.769			9-0	18	1.1
G. Citta	8	2		8-10	.800			2-0	7	0.9
G. Boggs	9	1		4-5	.800			4-0	6	0.7
L. Kearns	4	1-3	.333	0-0	.000	3	0.7	1-0	2	0.5
C. Perez	7	0		0-0	.000			0-0	0	0.0
B. Lindsten	2	0-1	.000	0-0	.000	3	1.5	0-0	0	0.0
SJSU	24	520		353-640	.552			464-23	1393	58.0
OPP.	24	481		421-608	.692			438-20	1383	57.6




Dennis Bates



Bill Robertson



Harry Edwards



Bill Yonge



Eddie Sims

SCORES & STATS

1963-64 (14-10)

COACH: Stu Inman

ASSISTANT: Danny Glines

CAPTAINS: Harry Edwards & Al Jancsi

Nov.	30	UC Santa Barbara (A)	W	59-56
Dec.	6	Portland (H)	W	58-56
	7	Portland (H)	W	74-61
	13	Arizona (A)	L	44-63
	14	UTEP (A)	L	37-53
	18	San Diego (H)	W	75-41
	20	Stanford (A)	L	50-56
	26	* Loyola (Calif.) (N)	W	68-63
	27	* UC Santa Barbara (N)	W	77-50
	28	* Santa Clara (N)	W	58-55
Jan.	4	San Francisco State (A)	W	62-49
	10	Loyola (Calif.) (A)	W	64-47
	11	Pepperdine (A)	W	57-53
Feb.	3	UC Santa Barbara (H)	L	38-55
	6	USF (H)	L	47-64
	8	Santa Clara (H)	L	53-58
	11	Saint Mary's (Calif.) (A)	W	49-48
	15	Pacific (H)	W	58-50
	21	Loyola (Calif.) (H)	W	63-62
	22	Pepperdine (H)	L	54-55
	28	USF (H)	L	46-48
	29	Santa Clara (H)	W	67-54
Mar.	5	Saint Mary's (Calif.) (H)	L	42-48
	7	Pacific (A)	L	49-62


* – WCAC Tournament

1963-64 Individual Statistics

Player	G	FG-FGA	Pct.	FT-FTA	Pct.	REB	Avg.	PF-D	Pts.	Avg.
S. T. Saffold	24	106-248	.427	42-70	.600	226	9.4	57-0	254	10.6
H. Edwards	22	96-243	.395	33-65	.508	128	5.8	79-7	225	10.2
A. Jancsi	24	46-112	.411	52-72	.722	72	3.0	39-0	144	6.0
F. Tarrantts	23	48-166	.289	41-78	.526	128	5.6	45-0	137	5.9
P. Newell	24	51-142	.359	29-44	.659	43	1.8	30-0	131	5.5
R. Labetich	24	45-114	.395	36-54	.667	41	1.7	57-4	126	5.3
B. Kinzie	22	42-114	.368	13-23	.565	66	3.0	38-0	97	4.4
J. Goodere	23	33-104	.317	27-42	.643	76	3.3	43-0	93	4.0
G. Gresham	23	26-60	.433	26-43	.605	44	1.9	41-1	78	3.4
R. Gugat	8	8-21	.381	11-19	.579	16	2.0	8-0	27	3.4
M. Simpson	3	3-12	.250	4-6	.667	3	1.0	2-0	10	3.3
R. Gilmore	1	1-1	1.000	0-0	.000	0	0.0	0-0	2	2.0
B. Griggs	8	7-22	.318	0-7	.000	11	1.4	5-0	14	1.8
G. Peterson	5	2-5	.400	3-5	.600	5	1.0	2-0	7	1.4
E. Burton	2	1-2	.500	0-0	.000	3	1.5	0-0	2	1.0
SJSU	24	515-1366	.377	317-528	.600	1011	42.1	446-12	1347	56.1
OPP.	24	477-1226	.389	353-543	.650	990	41.3	422-10	1307	54.5



S.T. Saffold



Harry Edwards



Al Jancsi



Frank Tarrantts



Pete Newell

1964-65 (15-10)
COACH: Stu Inman
ASSISTANT: Danny Glines
CAPTAIN: Ron Labetich

1964-65 Individual Statistics

				Player	G	FG-FGA	Pct.	FT-FTA	Pct.	REB	Avg.	PF-D	Pts.	Avg.	
Dec.	3	Stanford (H)	L	59-61	S. T. Saffold	24	153-353	.433	72-93	.774	226	9.4	56-2	378	15.6
	7	Idaho (H)	W	77-67	P. Newell	24	143-348	.412	50-77	.649	125	5.2	50-0	336	14.1
	12	Arizona (H)	W	66-59	F. Tarrantts	24	99-225	.440	66-113	.584	158	6.6	59-0	264	11.0
	18	Utah (A)	L	75-94	J. Gleason	24	48-101	.475	42-52	.808	48	2.0	53-3	138	5.8
	21	Utah State (A)	L	73-86	J. Carmichael	11	21-47	.447	22-34	.647	43	3.9	31-1	64	5.8
	28	* Saint Mary's (Calif.) (N)	W	79-67	R. Labetich	24	44-129	.341	34-48	.708	66	2.8	66-3	122	5.1
	29	* USF (N)	L	57-60	G. Gresham	24	35-85	.412	29-44	.659	49	2.0	48-2	99	4.1
	30	* Pacific (N)	W	56-55	S. Schlink	24	28-73	.384	22-34	.647	63	2.6	34-0	78	3.3
Jan.	8	(#8) USF (A)	L	53-77	J. Keating	22	17-66	.258	21-43	.488	25	1.2	20-0	55	2.5
	9	Santa Clara (H)	L	65-83	B. Beutler	10	7-25	.280	7-13	.539	28	2.8	7-0	21	2.1
	16	UC Santa Barbara (A)	W	72-65	B. Clegg	2	1-5	.200	2-2	1.000	3	1.5	1-0	4	2.0
	29	Wyoming (A)	L	70-92	D. Smith	2	0-3	.000	3-4	.750	1	0.5	0-0	3	1.5
Feb.	1	Nevada (A)	W	81-54	B. Higgins	15	6-23	.261	9-13	.615	27	1.8	15-0	21	1.4
	5	Loyola (Calif.) (A)	W	72-63	P. Konrad	5	2-4	.500	2-2	1.000	1	0.2	1-0	6	1.2
	6	Pepperdine (A)	L	56-71	Team						146				
	11	St. Mary's (Calif.) (H)	W	56-55											
	12	Pacific (A)	W	56-72	SJSU	24	604-1487	.406	381-572	.667	1009	42.0	441-11	1589	66.2
	16	Santa Clara (H)	W	65-63	OPP.	24	607-1464	.415	384-572	.671	1110	46.3	446-14	1598	66.6
	18	USF (H)	L	52-53											
	23	UC Santa Barbara (H)	W	73-55											
	25	Loyola (Calif.) (H)	W	67-62											
	27	Pepperdine (H)	W	82-68											
Mar.	2	Pacific (H)	W	68-58											
	5	Saint Mary's (Calif.) (A)	W	64-58											

* – WCAC Tournament



S.T. Saffold



Pete Newell



Frank Tarrantts



Jack Gleason



Rob Labetich

SCORES & STATS

1965-66 (11-13)

COACH: Stu Inman

ASSISTANT: Danny Glines

CAPTAINS: Pete Newell & S.T. Saffold

Dec.	3	San Francisco State (H)	W	87-67
	6	Stanford (A)	W	58-57
	13	Nevada (H)	W	77-58
	18	Utah (A)	L	57-88
	21	Arizona State (A)	L	62-67
	22	Arizona (A)	L	47-56
	28	* Loyola (Calif.) (N)	W	67-62
	29	* UC Santa Barbara (N)	L	56-69
	30	* Pacific (N)	L	68-75
Jan.	8	UC Santa Barbara (H)	W	71-52
	14	Pacific (A)	L	57-71
	15	Saint Mary's (Calif.) (A)	W	61-57
	29	California (A)	L	52-64
Feb.	3	Santa Clara (H)	W	74-69
	5	USF (H)	L	65-81
	11	Pepperdine (A)	W	101-79
	12	Loyola (Calif.) (A)	W	66-64
	18	Santa Clara (A)	L	72-94
	19	USF (A)	L	74-75
	22	UC Santa Barbara (A)	L	76-83
	24	Pepperdine (H)	W	90-83
	28	Loyola (Calif.) (H)	L	65-77
Mar.	2	Pacific (H)	L-OT	73-77
	5	Saint Mary's (Calif.) (H)	W	78-67

* – WCAC Tournament

1965-66 Individual Statistics

Player	G	FG-FGA	Pct.	FT-FTA	Pct.	REB	Avg.	PF-D	Pts.	Avg.
S. T. Saffold	24	162-369	.438	94-132	.713	253	10.6	49-0	418	17.4
F. Tarrantts	24	124-249	.498	61-95	.643	173	7.2	59-3	309	12.8
P. Newell	24	128-305	.420	39-50	.778	110	4.5	50-0	295	12.3
S. Schlink	24	61-138	.442	31-45	.689	107	4.4	57-3	153	6.4
J. Keating	24	56-133	.421	32-59	.543	34	1.4	36-0	144	6.0
J. Gleason	20	43-78	.553	17-20	.850	32	1.6	63-5	103	5.1
C. Denzer	22	36-90	.400	15-29	.518	81	3.6	24-1	87	3.9
J. Brennan	17	16-48	.333	11-21	.524	24	1.4	16-0	43	2.5
R. Durand	19	12-49	.245	9-21	.429	34	1.7	22-0	33	1.7
G. Boggs	22	9-30	.307	9-10	.900	15	0.6	29-0	27	1.2
B. Clegg	14	7-38	.184	6-12	.500	29	2.0	15-0	20	1.4
D. McConnell	8	5-16	.313	3-4	.750	5	0.6	3-0	13	1.6
R. Carpenter	10	3-8	.375	0-1	.000	4	0.4	7-0	6	0.6
K. Erickson	4	1-4	.250	1-2	.500	1	0.2	1-0	3	0.7
Team						143				
SJSU	24	663-1555	.426	328-501	.655	1076	44.8	431-12	1654	68.9
OPP.	24	650-1452	.447	390-559	.700	1027	42.8	389-10	1690	70.4



S.T. Saffold



Frank Tarrantts



Pete Newell



Steve Schlink



John Keating

1966-67 (9-15)
COACH: Dan Glines
ASSISTANT: Stan Morrison
CAPTAIN: Steve Schlink

Dec	2	Arizona (H)	L	68-79
	5	Arizona State (H)	W	66-62
	9	+ CS Los Angeles (N)	L	67-79
	10	+ Idaho State (N)	W	114-85
	20	Nevada (A)	W	89-63
	21	Nevada (A)	W	60-57
	23	Utah (A)	L	77-102
	28	* Loyola (Calif.) (N)	L	70-86
	29	* Pepperdine (N)	W	94-88
	30	* Santa Clara (N)	L	79-99
Jan	7	UC Santa Barbara (A)	L	75-96
	14	Pepperdine (H)	L-OT	91-98
	28	Loyola (Calif.) (H)	L	79-97
Feb	1	Santa Clara (H)	L	75-91
	3	USF (A)	L	60-72
	9	St. Mary's (Calif.) (H)	W	92-74
	11	Pacific (A)	L	60-107
	18	UC Santa Barbara (H)	W	89-77
	23	Santa Clara (H)	L	74-75
	25	USF (H)	W	73-69
Mar	3	Pacific (H)	L	64-75
	4	St. Mary's (Calif.) (A)	W	68-64
	10	Pepperdine (A)	L	99-102
	11	Loyola (Calif.) (A)	L	65-82

+ – Knights of Columbus Tournament
 •– WCAC Tournament

1966-67 Individual Statistics

Player	G	FG-FGA	Pct.	FT-FTA	Pct.	REB	Avg.	PF-D	Pts.	Avg.
S. Schlink	24	176-417	.435	67-92	.728	199	8.3	52-2	419	17.5
R. Carpenter	24	97-270	.360	89-146	.610	135	5.6	70-5	283	11.8
J. Meyer	24	102-215	.474	52-96	.542	129	5.3	97-10	256	10.7
B. Clegg	20	91-177	.514	26-39	.667	107	5.3	77-6	208	10.4
D. McConnell	24	88-228	.386	55-90	.611	162	6.8	76-3	231	9.6
D. Denzer	22	62-166	.373	45-77	.587	141	6.4	42-0	169	7.7
K. Erickson	4	9-19	.474	6-10	.600	7	1.7	3-0	24	6.0
R. Durand	24	40-126	.318	20-36	.556	77	3.2	49-0	100	4.2
B. South	23	25-67	.373	23-37	.622	44	1.9	40-0	73	3.1
T. Holman	22	17-76	.223	14-21	.667	55	2.5	35-1	48	2.1
T. Reich	2	2-4	.500	0-0	.000	1	0.5	0-0	4	2.0
J. Keating	15	8-41	.195	12-15	.800	15	1.0	17-0	28	1.8
P. Sheehan	3	1-2	.500	2-4	.500	1	0.3	1-0	4	1.3
B. Stack	4	0-4	.000	1-5	.200	3	0.7	2-0	1	0.2
B. Christiansen	1	0-0	.000	0-0	.000	0	0.0	0-0	0	0.0
Team						191				
SJSU	24	718-1819	.395	412-669	.615	1265	52.8	558-27	1848	77.0
OPP.	24	721-1648	.438	537-776	.692	1229	51.2	514-22	1979	82.4



Steve Schlink



Rick Carpenter



Jim Meyer



Bill Clegg



Don McConnell

1967-68 (13-12)

COACH: Danny Glines

ASSISTANT: Stan Morrison

CAPTAINS: Dan McConnell & Jim Meyer

1967-68 Individual Statistics

			1967-68 Individual Statistics												
			Player	G	FG-FGA	Pct.	FT-FTA	Pct.	REB	Avg.	PF-D	Pts.	Avg.		
Dec.	1	Arizona (A)	L	59-94	C. Dietrick	25	149-357	.418	65-99	.657	265	10.6	87-6	363	14.5
	2	Arizona State (A)	W	78-75	T. Holman	24	103-227	.455	68-94	.723	113	4.7	57-0	274	11.4
	6	CS Hayward (H)	W	81-77	B. Veasey	16	71-153	.464	42-68	.618	116	7.2	47-3	184	11.5
	8	Nevada (H)	W	96-86	D. Groves	20	81-142	.570	23-39	.590	114	5.7	28-0	185	9.2
	9	Nevada (H)	W	82-73	S. McKean	24	91-224	.406	37-47	.788	62	2.5	38-0	219	9.1
	16	Oregon State (A)	L	52-67	J. Meyer	24	81-213	.380	42-70	.600	107	4.4	76-2	204	8.5
	18	Utah (A)	L	81-82	D. McConnell	25	74-192	.385	40-72	.556	118	4.7	66-4	188	7.5
	19	Utah State (A)	L	93-110	B. Scott	25	80-165	.485	24-35	.687	88	3.5	72-5	184	7.3
	27	* New Mexico (N)	L	75-93	J. Spence	1	2-2	1.000	0-0	.000	0	0.0	0-0	4	4.0
	28	* Gonzaga (N)	W	88-68	R. Durand	20	10-47	.213	33-53	.623	42	2.1	34-3	53	2.6
Jan.	6	UC Santa Barbara (H)	W	75-63	L. DeShong	7	4-11	.364	5-8	.625	18	2.5	3-0	13	1.8
	11	St. Mary's (Calif.) (H)	W	76-69	D. Malkin	13	7-27	.259	6-11	.545	20	1.5	16-0	20	1.5
	13	Pacific (H)	W	80-72	B. South	7	2-8	.250	7-7	1.000	10	1.4	6-0	11	1.5
	30	Fresno State (A)	L	74-90	R. Woodfin	14	4-16	.250	8-10	.800	4	0.3	13-0	16	1.1
Feb	2	Santa Clara (H)	L	84-82	B. Lefever	4	1-2	.500	2-2	1.000	4	1.0	1-0	4	1.0
	3	USF (A)	L	58-85	B. Hale	4	0-4	.000	4-4	1.000	1	0.2	5-0	4	1.0
	9	Loyola (Calif.) (A)	L	72-83	S. Eames	3	0-2	.000	0-0	.000	0	0.0	3-0	0	0.0
	10	Pepperdine (A)	W	101-83	Others	1	0-0	.000	2-3	.667	0	0.0	2-0	2	2.0
	17	UC Santa Barbara (A)	W	78-72	Team						164				
	22	USF (H)	L	81-63											
	24	Santa Clara (H)	L	66-86	SJSU	25	760-1792	.424b	408-622	.656	1250	50.0	547-23	1928	77.1
	29	Loyola (Calif.) (H)	W	86-80	OPP.	25	696-1658	.419	563-799	.705	1215	48.6	457-14	1955	78.2
Mar	2	Pepperdine (H)	W	106-81											
	8	St. Mary's (Calif.) (A)	W	74-86											
	9	Pacific (A)	L-OT	74-75											

*— Lobo Invitational

1968-69 (16-8)
COACH: Danny Glines
ASSISTANT: Stan Morrison
CAPTAIN: Tim Holman

1968-69 Individual Statistics

				Player	G	FG-FGA	Pct.	FT-FTA	Pct.	REB	Avg.	PF-D	Pts.	Avg.	
Dec.	2	Fresno State (H)	L	69-72	C. Dietrick	24	141-322	.434	86-129	.667	229	9.5	67-4	368	15.3
	4	(#19) California (A)	L	98-103	D. Hillman	23	135-278	.486	83-125	.614	327	14.2	67-3	353	15.3
	7	CS Hayward (A)	W	93-69	D. Groves	21	102-196	.520	50-78	.641	118	5.6	41-2	254	12.0
	9	Nevada (A)	W	96-70	T. Holman	23	76-185	.410	70-95	.737	67	2.9	59-1	222	9.6
	19	Tulsa (A)	L	84-89	B. Veasey	20	60-122	.491	21-36	.583	85	4.2	45-1	141	7.0
	21	Idaho State (A)	L	89-95	S. McKean	22	64-145	.442	24-28	.857	34	1.5	25-0	152	6.9
	23	Utah State (A)	L	83-84	C. Guenther	20	31-76	.408	50-65	.769	28	1.4	38-2	112	5.6
	28	Connecticut (H)	W	96-83	P. Hamm	23	48-113	.425	26-41	.634	117	5.0	32-0	122	5.3
	30	Harvard (H)	W	91-75	S. Mortara	18	32-86	.372	8-19	.421	24	1.3	15-0	72	4.0
Jan.	4	UC Santa Barbara (A)	W	63-54	C.J. Howard	18	30-62	.484	4-6	.667	18	1.0	22-0	64	3.5
	10	Pepperdine (A)	W	76-68	B. Nyquist	10	12-34	.353	9-13	.692	14	1.4	11-0	33	3.3
	11	Loyola (Calif.) (A)	W	85-80	B. Scott	19	21-56	.375	10-14	.714	25	1.3	25-0	52	2.7
	16	USF (H)	W	71-58	S. Berta	5	4-8	.500	4-9	.444	7	1.4	4-0	12	2.4
	18	(#3) Santa Clara (H)	L	49-62	R. Woodfin	6	3-6	.500	5-7	.714	3	0.5	4-0	11	1.8
Feb.	1	Nevada (H)	W	109-85	D. Malkin	5	3-8	.375	0-0	.000	0	0.0	4-0	6	1.2
	6	St. Mary's (Calif.) (H)	W	89-74	T. Robinson	6	2-8	.250	0-4	.000	7	1.1	3-0	4	0.6
	8	Pacific (H)	L	68-76	L. DeShong	2	0-2	.000	0-0	.000	0	0.0	0-0	0	0.0
	15	UC Santa Barbara (H)	W	85-77	R. Tribble	1	0-0	.000	0-0	.000	0	0.0	1-0	0	0.0
	21	#2 Santa Clara (H)	W	73-69	Team						225				
	22	USF (A)	W	75-66											
	28	Pacific (A)	L	73-80	SJSU	24	764-1707	.447	450-679	.662	1328	55.4	463-13	1978	82.4
Mar.	1	St. Mary's (Calif.) (A)	W	82-75	OPP.	24	684-1620	.422	414-591	.731	957	39.8	484-27	1782	74.2
	6	Loyola (Calif.) (H)	W	89-55											
	8	Pepperdine (H)	W	92-60											

SCORES & STATS

1969-70 (3-21, 0-10 PCAA)

COACH: Danny Glines

ASSISTANT: Stan Morrison


CAPTAINS: Coby Dietrick & Steve McKean

Dec	3	Stanford (A)	L	72-84
	5	Nevada (H)	W	81-61
	6	Tulsa (A)	L	76-81
	9	California (A)	L	62-67
	12	Utah (A)	L	85-104
	13	BYU (A)	L	77-92
	19	Wyoming (A)	L	81-88
	22	Colorado State (A)	L	65-91
	26	* Creighton (N)	L	70-83
	27	* Idaho State (N)	W	89-79
Jan	3	Nevada (A)	W	76-55
	9	CS-Los Angeles (H)	L	90-101
	10	UC Santa Barbara (H)	L	57-64
	27	CS Hayward (H)	L-OT	79-81
	30	CS Long Beach (A)	L	75-94
	31	San Diego State (A)	L	74-85
Feb.	6	UC Irvine (A)	L	80-91
	7	San Diego (A)	L-OT	60-65
	13	CS Long Beach (H)	L	81-97
	14	San Diego State (H)	L	74-85
	17	Fresno State (H)	L	68-80
	20	Fresno State (A)	L	79-80
	27	CS Los Angeles (A)	L	79-94
	28	UC Santa Barbara (A)	L	87-104


*— Road Runners Classic

1969-70 Individual Statistics

Player	G	FG-FGA	Pct.	FT-FTA	Pct.	REB	Avg.	PF-D	Pts.	Avg.
C. Dietrick	23	175-375	.467	92-136	.676	265	11.5	75-3	442	19.2
P. Hamm	24	98-174	.563	53-84	.631	215	9.0	61-4	249	10.4
B. Veasey	18	67-131	.511	43-62	.694	87	4.9	50-4	177	9.8
M. Webb	17	46-147	.313	24-45	.533	69	4.0	41-4	116	6.8
D. Dockery	16	48-104	.462	8-25	.320	61	3.8	21-1	104	6.5
S. Mortara	24	67-155	.433	13-24	.542	32	1.3	39-0	147	6.1
S. McKean	15	32-72	.444	15-19	.789	20	1.3	9-0	79	5.3
B. Nyquist	21	42-113	.372	18-36	.500	44	2.1	29-1	102	4.9
C. Guenther	18	31-78	.397	27-46	.587	35	2.0	36-2	89	4.9
C. J. Howard	14	24-68	.353	10-15	.667	26	1.8	23-1	58	4.1
R. Gooch	13	21-55	.382	11-16	.688	36	2.8	30-2	53	4.1
D. Walker	15	12-40	.300	11-16	.688	17	1.1	19-0	35	2.3
T. Robinson	7	2-14	.143	6-10	.600	2	0.3	6-0	10	1.4
Team						106				
SJSU	24	725-1674	.433	367-581	.632	1085	45.2	478-23	1817	75.7
OPP.	24	756-1686	.448	494-703	.704	1113	46.4	437-9	2006	83.4



Coby Dietrick



Pat Hamm



Bernie Veasey



Steve Mortara



Mike Webb

1970-71 (2-24, 0-10 PCAA)

COACH: Danny Glines

ASSISTANT: Dave Waxman

CAPTAIN: Pat Hamm

Dec.	1	Oregon (A)	L	65-95
	5	Nevada (H)	W	86-79
	8	California (A)	L	55-90
	11	Wyoming (H)	L	58-76
	12	UC Davis (H)	W	85-65
	18	Arizona (A)	L	77-100
	19	#17 New Mexico St. (A)	L	55-114
	21	Washington State (H)	L	59-60
	23	Pacific (H)	L	68-74
	26	* #16 Oregon (N)	L	65-79
	28	* #11 Indiana (N)	L	76-86
	30	* Harvard (N)	L	75-89
Jan.	1	Columbia (H)	L	68-71
	2	Nevada (A)	L	63-65
	5	San Francisco State (A)	L	75-80
	8	UC Santa Barbara (A)	L	61-81
	9	CS Los Angeles (A)	L	58-90
	27	Pacific (A)	L	87-103
	29	San Diego State (H)	L	83-102
	30	Long Beach State (H)	L	61-91
Feb.	12	San Diego State (A)	L	102-115
	13	Long Beach State (A)	L	53-104
	16	Fresno State (A)	L	83-108
	19	Fresno State (H)	L	66-68
	26	UC Santa Barbara (H)	L	64-77
	27	CS Los Angeles (H)	L	86-92

1970-71 Individual Statistics

Player	G	FG-FGA	Pct.	FT-FTA	Pct.	REB	Avg.	PF-D	Pts.	Avg.
J. Skinner	25	197-514	.383	72-115	.626	101	4.0	54-1	466	18.6
L. Beauchman	26	107-258	.415	74-115	.643	137	5.3	60-3	288	11.0
P. Hamm	25	100-203	.493	55-82	.671	225	9.0	56-1	255	10.2
J. Adamson	25	71-160	.444	43-113	.381	183	7.3	83-2	185	7.4
D. Walker	26	72-188	.383	32-44	.727	55	2.1	68-0	176	6.8
D. Gainza	26	58-183	.317	27-39	.692	79	3.1	35-2	143	5.5
D. Paul	26	49-99	.495	27-55	.529	101	3.9	49-1	125	4.8
K. Sorensen	18	23-61	.377	7-13	.538	37	2.0	29-1	53	3.1
Others		56-144	.389	26-59	.441	113	2.9	47-1	138	3.5
Team						268				
SJSU	26	733-1776	.414	368-639	.576	1305	50.2	477-12	1834	70.4
OPP.	26	796-1913	.416	462-682	.678	1299	50.0	473-10	2254	86.7

*-Far West Classic



Johnnie Skinner



Leon Beauchman



Pat Hamm



Jan Adamson



Dan Walker

SCORES & STATS

1971-72 (11-15, 5-7 PCAA)

COACH: Ivan Guevara

ASSISTANT: Dave Waxman

CAPTAIN: Don Strong

Dec.	3	Utah (A)	L	59-87
	6	Air Force (A)	W	74-67
	7	Denver (A)	L	66-69
	10	CS Hayward (A)	W	107-70
	11	Nevada (A)	L	76-82
	14	San Francisco State (A)	L	78-91
	18	Stanford (A)	L	59-65
	20	Creighton (A)	L	59-70
	21	Purdue (A)	L	62-88
	23	Nebraska (A)	L	63-80
	28	UC Davis (A)	W	86-72
Jan.	3	Nevada (H)	W	102-62
	7	UC Santa Barbara (A)	L	67-73
	8	CS Los Angeles (A)	L	67-80
	14	Fresno State (A)	L	78-79
	22	California (H)	W	86-83
	25	USF (H)	W	69-65
	28	#5 CS Long Beach (H)	L	72-73
	29	San Diego State (H)	W	65-63
Feb.	5	Pacific (H)	W	72-70
	11	CS Los Angeles (H)	W	84-73
	12	UC Santa Barbara (H)	W	65-63
	17	(#9) CS Long Beach (A)	L	51-88
	19	San Diego State (A)	L	73-80
	26	Fresno State (H)	W	80-72
Mar.	4	Pacific (A)	L	73-81

1971-72 Individual Statistics

Player	G	FG-FGA	Pct.	FT-FTA	Pct.	REB	Avg.	PF-D	A	Pts./Avg.
D. Strong	25	135-315	.429	76-137	.555	114	4.6	67-1	68	346/13.8
D. Dockery	25	143-305	.469	31-57	.544	204	8.2	60-2	29	317/12.7
J. Skinner	23	111-251	.402	34-48	.708	61	2.6	49-0	30	256/11.1
L. Beauchman	18	76-169	.450	46-86	.535	124	6.9	56-4	6	198/11.0
M. Webb	26	110-275	.400	30-50	.600	196	7.8	63-2	43	250/9.7
D. Orndorff	26	60-155	.387	23-42	.548	124	4.7	62-1	40	143/5.5
C. Howard	26	50-129	.388	34-44	.773	36	1.4	48-0	29	134/5.2
D. Walker	19	25-63	.397	13-16	.813	8	0.4	18-0	9	63/3.3
M. Zeigler	10	14-24	.583	5-10	.500	15	1.5	11-0	1	33/3.3
J. Adamson	23	29-78	.372	14-33	.424	83	3.6	59-3	9	72/3.1
D. Gainza	19	22-41	.537	12-15	.800	27	1.4	16-0	8	56/2.9
SJSU	26	786-1833	.430	321-550	.585	1180	45.3	522-13	265	1893/72.8
OPP.	26	722-1705	.423	512-713	.718	1271	48.9	437-12	260	1956/75.2



Dave Strong



Dave Dockery



Johnnie Skinner



Leon Beauchman



Mike Webb

1972-73 (11-14, 6-6 PCAA)

COACH: Ivan Guevara

ASSISTANT: Dave Waxman

CAPTAIN: Johnnie Skinner


Nov. 29	Humboldt State (H)	W	96-65
Dec. 5	CS Hayward (A)	W	76-67
8	Washington State (A)	L	65-74
9	Idaho (A)	W	73-53
11	Portland (A)	W	68-63
13	Nevada (H)	W	82-75
16	Stanford (A)	L	54-75
19	Purdue (A)	L	86-119
21	Duquesne (A)	L	85-95
23	St. Joseph's (Pa.) (A)	L	74-92
28	Santa Clara (H)	L	70-91
Jan 5	#5 CS Long Beach (H)	W	68-61
6	San Diego State (H)	W	52-50
12	CS Los Angeles (A)	W	86-65
13	UC Santa Barbara (A)	L	59-63
20	California (A)	L	58-79
26	#16 USF (A)	L	63-82
Feb 1	Fresno State (H)	W	90-66
7	Pacific (H)	L	53-55
10	Pacific (A)	L	65-73
15	#3 CS Long Beach (A)	L	75-117
17	San Diego State (A)	L	73-76
24	Fresno State (A)	W	63-57
Mar. 2	UC Santa Barbara (H)	L	82-64
3	CS Los Angeles (H)	W	91-90

1972-73 Individual Statistics

Player	G	FG-FGA	Pct.	FT-FTA	Pct.	REB	Avg.	PF-D	A	Pts./Avg.
J. Skinner	25	173-377	45.9	68-82	82.9	90	3.6	55-3	45	414/16.6
D. Dockery	24	130-254	51.2	31-45	58.9	140	5.8	75-5	24	291/12.1
D. Orndorff	25	109-269	40.4	47-63	74.6	159	6.4	75-4	44	265/10.6
M. Webb	24	115-272	42.3	15-26	57.7	157	6.3	61-4	44	245/10.2
D. Adkins	23	69-178	38.8	33-48	68.8	45	2.0	22-0	40	171/7.4
E. Saulny	25	58-161	36.0	41-52	78.8	55	2.2	68-4	88	157/6.3
L. Beauchman	21	33-100	33.3	13-25	52.0	66	3.2	52-2	17	79/3.8
R. Palmer	16	22-50	44.0	10-11	90.9	33	2.1	29-1	7	54/3.4
D. Hokyo	19	20-58	34.5	16-28	57.1	24	1.3	35-2	19	56/3.0
J. Adamson	8	6-19	31.6	8-12	66.7	37	3.4	12-0	3	20/2.5
J. Gamulin	6	6-20	30.0	2-6	33.3	12	2.0	1-0	1	14/2.3
I. Pruitt	6	5-19	26.3	1-1	100.0	12	2.0	5-0	2	11/1.8
T. Clayton	3	2-4	50.0	0-0	00.0	6	2.0	6-1	0	4/1.3
G. Hamilton	0	0-0	0.0	0-0	00.0	0	0.0	0-0	0	0/0.0
SJSU	25	761-1816	41.4	290-413	70.2	984	39.4	504-26	350	1812/72.5
OPP	25	760-1600	47.5	375-521	72.0	1179	47.2	445-11	366	1896/75.6



Johnnie Skinner



Dave Dockery



Don Orndorff



Mike Webb



Doug Adkins

SCORES & STATS

1973-74 (11-15, 2-10 PCAA)

COACH: Ivan Guevara

ASSISTANTS: Dave Waxman & Joe Jennum

Nov.	30	Montana (H)	W	79-71
Dec.	1	San Diego (H)	W	66-59
	8	San Francisco State (H)	W	93-70
	11	Iowa State (A)	L	60-83
	13	South Dakota (A)	W	94-86
	15	North Dakota (A)	W	61-60
	17	North Dakota State (A)	W	80-73
	22	Gonzaga (H)	L	68-70
	27	Ball State (H)	W	81-79
	29	Nevada (A)	L	65-78
Jan.	2	St. Joseph's (Pa.) (H)	W	67-65
	5	Santa Clara (H)	L	76-81
	10	San Diego State (H)	W	81-69
	12	(#9) CS Long Beach (H)	L	57-72
	19	Weber State (H)	W	64-56
	23	UC Santa Barbara (A)	L	62-81
	26	California (A)	L	60-62
	31	CS Los Angeles (A)	L	69-78
Feb.	2	Fresno State (H)	W	61-60
	5	UC Santa Barbara (H)	L	68-74
	7	Pacific (A)	L	65-72
	16	Pacific (H)	L	66-67
	21	Fresno State (A)	L	74-78
	23	CS Los Angeles (A)	L	67-95
	28	#13 CS Long Beach (A)	L	60-84
Mar.	2	San Diego State (A)	L	71-73

1973-74 Individual Statistics

Player	G	FG-FGA	Pct.	FT-FTA	Pct.	REB	Avg.	PF-D	A	Pts./Avg.
K. Mickey	26	135-297	45.4	78-109	71.5	91	3.5	38-0	128	348/13.3
P. Miller	25	151-353	31.7	45-60	75.0	76	2.9	43-0	74	347/13.3
E. Saulny	5	22-42	52.4	22-32	68.7	22	4.4	14-0	11	66/13.2
J. Gamulin	26	86-199	43.2	21-36	58.3	111	4.2	57-0	48	193/7.4
R. Fair	26	76-158	48.1	31-65	47.6	162	6.2	75-5	31	183/7.0
E. Hogue	26	78-143	54.5	35-55	63.6	145	5.5	53-1	28	181/6.9
G. Hicks	22	64-159	40.3	15-31	48.3	110	5.0	51-0	21	143/6.5
R. Palmer	24	56-121	46.2	39-51	76.4	75	3.1	49-2	24	151/6.2
M. Fair	25	53-123	43.0	6-15	40.0	109	4.3	69-6	11	112/4.4
P. Carlisle	15	22-41	53.6	4-4	100.0	36	2.4	14-0	2	48/3.2
R. Hill	7	3-12	25.0	0-0	00.0	0	0.0	2-0	2	6/0.9
B. Gray	5	0-1	00.0	2-4	50.00	1	0.2	2-0	1	2/0.4
Others		11-31	35.4	3-4	75.0	14		7	0	25
Team						139				
SJSU	26	757-1680	45.0	301-466	64.5	1091	41.9	474-14	381	1805/69.8
OPP	26	766-1703	44.9	344-493	69.7	1097	42.1	470-9	346	1876/72.2



Ken Mickey



Pete Miller



Jack Gamulin



Ron Fair



Earl Hogue

1974-75 (16-13, 4-6 PCAA)

COACH: Ivan Guevara

ASSISTANTS: Dave Waxman,
Joe Jennum & Tom Kissane

CAPTAIN: Don Orndorff

Nov.	29	North Dakota (H)	W	87-79
	30	South Dakota (H)	W	93-52
Dec.	3	Nevada (H)	L	75-76
	6	Montana State (A)	W	72-60
	7	Gonzaga (A)	W	71-63
	9	Montana (A)	L	63-70
	11	Idaho (H)	W	75-68
	14	North Dakota State (H)	W	86-66
	17	Nebraska (A)	W	80-66
	19	DePaul (A)	L-OT	73-75
	21	Iowa (A)	W-OT	105-103
	26	Hawai'i (A)	L	63-64
	28	Tulsa (N)	L	74-82
	30	Florida (N)	W	83-80
Jan	3	CS Hayward (A)	W	85-81
	7	Chico State (H)	W	79-53
	9	Portland State (H)	W	76-62
	15	UC Davis (A)	L	55-66
	23	Fresno State (A)	W	82-74
	25	CS Long Beach (A)	L	66-72
	28	California (A)	L	85-92
Feb	1	Pacific (H)	W	92-75
	6	CS Fullerton (H)	W	75-69
	8	San Diego State (H)	W	77-73
	13	San Diego State (A)	L	77-95
	15	CS Fullerton (A)	L	79-81
	20	CS Long Beach (H)	L	63-67
	22	Fresno State (H)	L	69-73
Mar	1	Pacific (A)	L	77-79

← Rainbow Classic

1974-75 Individual Statistics

Player	G	FG-FGA	Pct.	FT-FTA	Pct.	REB	Avg.	PF-D	A	Pts./Avg.
P. Miller	29	161-302	53.3	83-104	79.8	72	2.5	58-2	113	405/14.0
D. Orndorff	28	140-308	45.5	73-104	70.2	165	5.9	80-3	72	353/12.6
P. Barrett	28	134-278	48.2	51-78	65.4	52	1.9	47-1	47	319/11.4
E. Hogue	28	118-209	56.5	54-76	71.1	212	7.6	62-0	41	290/10.4
R. Darnell	26	106-228	46.5	52-93	55.9	211	8.1	88-6	28	264/10.2
R. Fair	29	117-246	47.6	37-60	61.7	163	5.6	93-6	21	271/9.3
D. Black	29	51-105	48.6	43-51	84.3	29	1.0	44-2	66	145/5.0
M. Stevens	20	28-59	47.5	11-23	47.8	45	2.2	27-1	12	67/3.3
W. Wilson	21	13-34	38.2	23-28	85.2	12	0.6	20-0	15	49/2.3
R. Palmer	21	18-45	40.0	20-28	71.4	27	1.3	28-2	5	56/2.7
Others		8-21	38.1	2-3	66.7	16		5-0	8	18
Team						184				
SJSU	29	894-1835	48.7	449-647	69.4	1188	41.0	552-23	428	2237/77.1
OPP	29	872-1928	45.2	352-521	67.6	1186	40.9	628-32	394	2096/72.3




Pete Miller




Don Orndorff



Earl Hogue



Rick Darnell



Ron Fair

SCORES & STATS

1975-76 (17-10, 5-5 PCAA)

COACH: Ivan Guevara

ASSISTANTS: Hal Dohling &
Bruce Randall

CAPTAINS: Earl Hogue & Ron Fair

Nov.	28	Humboldt State (H)	W	92-45
	29	Weber State (A)	L	82-98
Dec.	1	Idaho (A)	W	94-77
	5	#8 UCLA (A)	L	80-90
	6	Montana State (H)	W	72-71
	9	Montana (H)	W	67-61
	13	Central Michigan (H)	W	82-78
	20	#12 Washington (A)	L	69-88
	22	Portland State (A)	W	83-81
	27	Loyola (Calif.) (H)	W	95-93
Jan.	3	Oregon (A)	L	51-68
	6	Portland (H)	W	77-58
	13	Santa Clara (A)	W	83-63
	22	CS Long Beach (A)	L	61-63
	24	Fresno State (A)	W	76-63
	29	California (A)	W	82-80
	31	Pacific (H)	W	87-71
Feb.	5	San Diego State (H)	L	71-73
	7	CS Fullerton (H)	L	56-72
	11	Hawaii (H)	W-OT	77-76
	12	CS Fullerton (A)	L	66-67
	14	San Diego State (A)	W	82-74
	19	Fresno State (H)	L-OT	76-80
	21	CS Long Beach (H)	W	71-62
	24	Portland State (H)	W	84-83
	28	Pacific (A)	W	65-63
Mar.	6	#San Diego State (N)	L	64-67

– PCAA Tournament game

1975-76 Individual Statistics

Player	G	FG-FGA	Pct.	FT-FTA	Pct.	REB	Avg.	PF-D	A	Pts./Avg.
R. Fair	27	168-304	55.3	66-115	57.8	205	7.6	86-1	23	412/15.3
E. Hogue	21	119-216	55.1	53-80	66.3	144	6.9	49-1	35	287/13.7
K. Mickey	27	134-255	52.5	77-100	77.0	90	3.3	41-0	145	347/12.9
S. Sincock	27	142-281	50.5	33-51	64.7	107	4.0	51-2	35	317/11.7
R. Quinn	26	83-172	48.3	54-69	78.3	111	4.3	69-3	51	220/8.5
G. Eubanks	27	94-201	46.8	31-50	62.0	95	3.5	34-2	69	219/8.1
M. Tanner	19	34-65	52.3	15-28	53.6	24	1.3	22-1	13	81/4.3
S. Friar	13	12-45	26.7	12-20	60.0	26	2.0	13-0	5	36/2.8
T. Haynes	17	16-32	50.0	7-11	63.6	13	0.8	21-0	2	39/2.3
S. Swarbrick	10	5-20	25.0	5-9	59.6	14	1.4	13-0	3	17/1.7
SJSU	27	842-1639	51.4	381-548	69.5	969	35.9	410-10	398	2045/75.8
OPP	27	856-1855	46.1	257-373	68.9	1063	39.4	490-10	380	1971/73.0



Ron Fair



Earl Hogue



Ken Mickey



Steve Sincock



Rick Quinn

1976-77 (17-12, 8-4, PCAA)

COACH: Ivan Guevara

ASSISTANTS: Hal Dohling & Earl White

Nov.	26	Chico State (H)	W-OT	79-75
	27	Nevada (A)	L	77-80
	29	+ Montana (A)	L	71-87
Dec	1	Portland (A)	L	84-93
	6	Ball State (A)	W	63-56
	8	Illinois (A)	L	70-84
	11	Illinois State (A)	L	82-101
	22	#8 UCLA (A)	L	74-89
	29	UC Davis (H)	W	85-78
Jan	3	Santa Clara (A)	L	69-73
	6	CS Sacramento (H)	W	94-83
	12	Illinois State (H)	W	79-75
	14	Pacific (A)	W	67-60
	20	CS Fullerton (A)	L	64-84
	22	San Diego State (A)	L	60-88
	25	UC Santa Barbara (H)	W	83-82
	28	Humboldt State (H)	W	73-57
Feb.	1	Hawai'i (H)	W	74-62
	3	Fresno State (H)	W	75-66
	5	CS Long Beach (H)	W	75-68
	10	CS Long Beach (A)	L	89-101
	12	Fresno State (H)	W	65-55
	17	UC Santa Barbara (A)	W	74-71
	19	Pacific (H)	W	63-58
	24	San Diego State (H)	L	64-73
	26	CS Fullerton (H)	W	80-61
Mar.	2	UC Santa Barbara (H)	W	71-52
	5	#San Diego State (N)	W	75-74
	6	#CS Long Beach (N)	L	63-76

1976-77 Individual Statistics

Player	G	FG-FGA	Pct.	FT-FTA	Pct.	REB	Avg.	PF-D	A	Pts./Avg.
K. Mickey	29	158-313	.505	114-148	.770	112	3.9	56-1	203	430/14.8
T. Haynes	29	125-248	.504	58-71	.817	129	4.4	84-3	29	308/10.6
S. Sincock	28	120-263	.456	45-54	.833	100	3.6	57-0	40	285/10.2
S. Hill	24	102-203	.502	27-55	.491	151	6.3	87-3	33	231/9.6
W. Rank	24	92-223	.413	43-74	.581	120	5.0	65-4	30	227/9.5
R. Quinn	27	91-174	.523	48-65	.738	110	4.1	65-0	58	230/8.5
R. Ward	27	82-182	.451	20-26	.769	85	3.1	47-1	52	184/6.8
G. McKoy	17	25-65	.385	9-10	.900	14	0.8	14-0	14	59/3.5
P. Davis	14	9-28	.321	28-34	.824	9	0.6	17-1	15	46/3.3
B. Lenzen	15	17-37	.459	9-14	.643	14	3.9	12-0	10	43/2.9
F. Johnson	16	18-43	.419	4-6	.667	9	0.6	4-0	17	40/2.5
W. Washington	8	3-13	.231	4-6	.667	10	1.3	4-0	2	10/1.3
B. August	6	1-3	.333	1-2	.500	8	1.3	2-0	0	3/0.5
S. Swarbrick	4	0-2	.000	1-2	.500	0	0.0	2-0	0	1/0.3
SJSU	29	857-1844	.465	422-599	.705	1019	35.1	543-14	512	2136/73.7
OPP.	29	913-1986	.460	334-520	.642	1266	43.7	557-12	460	2160/74.5

– PCAA Tournament game

+ – Game forfeited to SJSU by action of the PCAA




Ken Mickey



Tracy Haynes



Steve Sincock



Stan Hill



Wally Rank

SCORES & STATS

1977-78 (8-19, 4-10 PCAA)

COACH: Ivan Guevara

ASSISTANTS: Hal Dohling & Earl White

CAPTAIN: Tracy Haynes

Nov.	26	Stanford (A)	L-OT	80-81
Dec.	1	North Dakota (H)	W	90-82
	6	Colorado (A)	L	62-75
	9	* CS Long Beach (N)	L	84-94
	10	* Kent State (N)	L	52-59
	16	+ Santa Clara (A)	L	90-93
	17	+ South Carolina (N)	L	55-76
	20	Iowa State (H)	W	59-56
	22	#7 UCLA (A)	L	69-109
	27	California (H)	W	76-74
	30	Santa Clara (A)	L	77-105
Jan.	5	CS Sacramento (H)	W	76-69
	12	CS Long Beach (H)	W	80-76
	14	San Diego State (H)	L	66-68
	19	CS Fullerton (A)	L	66-81
	21	UC Santa Barbara (A)	L	67-70
	26	Fresno State (H)	L	45-59
	26	UC Irvine (A)	L	58-73
Feb.	2	Pacific (H)	W	78-69
	4	Pacific (A)	L	73-74
	9	UC Irvine (H)	W	70-67
	11	Fresno State (A)	L	46-56
	16	UC Santa Barbara (H)	W-OT	68-66
	18	CS Fullerton (H)	L	78-80
	23	San Diego State (A)	L	77-81
	25	CS Long Beach (A)	L	97-113
Mar.	2	#CS Fullerton (N)	L	78-88

* – Utah Classic

+ – Cable Car Classic

– PCAA Tournament game

1977-78 Individual Statistics

Player	G	FG-FGA	Pct.	FT-FTA	Pct.	REB	Avg.	PF-D	A	Pts./Avg.
W. Rank	24	147-301	.488	59-97	.608	177	7.4	79-3	17	353/14.7
T. Haynes	27	123-254	.484	55-77	.714	103	3.8	104-7	43	301/11.2
S. Hill	26	112-212	.528	31-56	.554	178	6.9	79-5	24	258/9.9
R. Lowe	19	71-140	.507	38-45	.844	56	2.9	41-0	59	180/9.5
S. Williams	27	92-197	.467	38-60	.633	115	4.3	64-3	17	212/7.9
F. Johnson	25	51-113	.451	27-32	.844	60	2.4	20-0	92	129/5.2
P. Davis	24	42-99	.424	38-50	.760	30	1.3	33-1	91	122/5.1
S. Pritchett	23	39-102	.382	24-32	.750	59	2.6	19-1	27	102/4.4
M. Mendez	22	33-79	.418	15-23	.652	38	1.7	31-1	47	81/3.7
D. Murrey	10	7-21	.333	4-10	.400	13	1.3	7-0	5	18/1.8
G. McKoy	19	11-35	.314	8-15	.533	8	0.4	17-0	24	30/1.6
SJSU	27	775-1665	.466	367-546	.672	971	35.9	584-27	457	1917/71.0
OPP	27	832-1667	.499	432-631	.685	1039	38.5	545-17	422	2096/77.6




Wally Rank



Tracy Haynes



Stan Hill



Sid Williams



Frank Johnson

1978-79 (7-20, 4-10 PCAA)

COACH: Ivan Guevara

ASSISTANTS: Hal Dohling & Earl White

CAPTAIN: Mike Mendez

Nov.	25	California (A)	L	66-77
	27	Stanford (H)	W-OT	79-76
Dec.	1	* Arizona State (A)	L	74-89
	2	Wichita State (A)	W-OT	82-80
	7	Iowa State (A)	L	73-91
	9	North Dakota (A)	L	70-82
	13	St. Mary's (Calif.) (H)	L	70-73
	19	Colorado (H)	L	71-72
	22	+ Tennessee (N)	L	68-73
	23	+ Santa Clara (A)	L	85-102
	26	Nevada (H)	L	57-75
Jan.	3	Humboldt State (H)	W	75-73
	11	Fresno State (A)	L-OT	51-53
	13	Pacific (A)	L	72-86
	18	UC Santa Barbara (H)	L	76-79
	20	CS Long Beach (H)	L	74-85
	25	Utah State (H)	W	101-85
	27	Utah State (A)	L	69-84
Feb.	1	UC Irvine (H)	L	61-62
	4	CS Fullerton (H)	W	84-80
	8	CS Fullerton (A)	W	75-72
	10	UC Irvine (A)	L	71-80
	15	##UC Santa Barbara (A)	L	86-93
	17	CS Long Beach (A)	L	80-92
	22	Fresno State (H)	W	49-46
	25	Pacific (H)	L	94-96
Mar.	1	#Utah State (N)	L	78-85

* – Fiesta Classic

+ – Cable Car Classic

– PCAA Tournament game

– Game forfeited to SJSU by action of PCAA

1978-79 Individual Statistics

Player	G	FG-FGA	Pct.	FT-FTA	Pct.	REB	Avg.	PF-D	A	Pts./Avg.
W. Rank	25	144-322	.447	89-110	.809	162	6.5	89-5	29	377/15.1
M. Jackson	27	147-268	.549	45-87	.517	224	8.3	75-1	33	339/12.6
M. Mendez	27	105-244	.430	75-100	.750	88	3.3	63-1	162	285/10.6
S. Williams	26	123-263	.468	18-29	.621	90	3.5	64-4	30	264/10.2
D. Sullivan	27	69-146	.473	34-52	.654	46	1.7	75-3	39	172/6.4
G. Brown	26	73-152	.480	7-9	.778	76	2.9	59-2	120	153/5.9
P. Schilleci	23	49-123	.398	26-49	.531	128	5.6	45-1	20	124/5.4
R. Ferrante	18	39-86	.454	8-9	.889	13	0.7	15-0	7	86/4.8
D. Murrey	20	41-101	.406	9-16	.563	32	1.6	37-2	19	93/4.7
S. Swarbrick	17	27-62	.436	8-12	.667	63	3.7	34-0	17	62/3.7
J. Russo	17	8-22	.364	2-5	.400	15	0.9	10-0	0	18/1.1
F. Manumaleuna	3	0-1	.000	2-2	1.000	1	0.3	2-0	3	2/0.7
T. Shaw	9	3-12	.250	0-1	.000	4	0.4	5-0	0	6/0.7
SJSU	27	829-1802	.460	323-481	.672	1013	37.5	564-20	475	1981/73.4
OPP	27	860-1674	.514	521-600	.702	1006	37.3	536-18	421	2141/79.3




Wally Rank



Mickey Jackson



Mike Mendez



Sid Williams



Dan Sullivan

**1979-80 (17-12, 7-6 PCAA)
PACIFIC COAST ATHLETIC ASSOCIATION TOURNAMENT
CHAMPION**

NCAA TOURNAMENT PARTICIPANT

COACH: Bill Berry

ASSISTANTS: Tony Oddo &

Phil Rosemurgy

Nov.	30	Missouri Western (H)	W	58-54
Dec.	3	Arizona (A)	L	70-72
	5	Montana (H)	L-OT	72-74
	7	Portland (H)	L-OT	72-73
	15	Stanford (A)	W	67-66
	18	St. Mary's (Calif.) (A)	W	61-57
	21	* (#14) Virginia (N)	W	83-79
	22	* Santa Clara (A)	W	77-62
	26	+ North Texas State (N)	L	61-72
	27	+ Oklahoma City (A)	L	75-77
	28	+ St. Francis (N.Y.) (N)	W	78-63
Jan.	3	CS Sacramento (H)	W	90-46
	10	Pacific (H)	W	65-59
	13	Fresno State (H)	L	44-48
	17	CS Long Beach (H)	W	64-61
	19	##UC Santa Barbara (A)	L-OT	66-76
	24	Utah State (A)	L	92-95
	27	Utah State (H)	W	69-67
	31	UC Irvine (H)	W	82-47
Feb.	2	CS Fullerton (H)	W	72-69
	7	CS Fullerton (A)	W	66-58
	9	UC Irvine (A)	W	74-59
	14	## UC Santa Barbara (H)	L	51-52
	16	CS Long Beach (A)	L	74-82
	23	Pacific (A)	L	73-83
	28	# UC Santa Barbara (N)	W	73-66
	29	#Utah State (N)	W	94-68
Mar.	1	#CS Long Beach (N)	W	57-55
	6	@ #16 Missouri (N)	L	51-61

* – Cable Car Classic
+ – All College Tournament
– PCAA Tournament game
– Game forfeited to SJSU by action of PCAA
@ – NCAA Tournament game

1979-80 Individual Statistics

Player	G	FG-FGA	Pct.	FT-FTA	Pct.	REB	Avg.	PF-D	A	Pts./Avg.
W. Rank	29	179-361	49.5	117-169	69.2	203	7.0	106-9	53	475/16.3
M. Jackson	29	131-205	63.9	67-122	54.9	204	7.0	75-1	28	329/11.3
A. Graham	28	90-177	50.8	52-81	64.1	99	3.5	85-4	35	232/8.2
D. Murrey	28	79-154	51.2	66-78	84.6	72	2.5	76-5	23	224/8.0
M. Mendez	29	80-158	50.6	57-78	73.0	70	2.4	72-3	117	217/7.4
S. Williams	28	72-164	43.9	11-19	57.8	89	3.1	72-2	23	155/5.5
D. Sullivan	29	40-80	50.0	25-36	69.4	40	1.3	51-3	33	105/3.6
E. Saunders	27	25-86	29.0	42-65	64.6	24	0.8	65-4	35	92/3.4
D. Byrd	28	29-69	42.0	26-45	62.2	39	1.3	45-0	21	86/3.0
J. Russo	22	20-36	55.5	18-26	69.2	22	1.0	24-0	5	58/2.6
S. Swarbrick	23	13-34	38.2	13-20	65.0	21	0.9	35-1	7	39/1.6
R. Chisholm	10	6-23	26.0	7-9	77.8	4	0.4	11-0	2	19/1.9
SJSU	29	764-1547	49.3	503-748	67.2	1042	35.9	717-32	382	2031/70.0
OPP	29	659-1381	47.7	583-812	71.7	939	32.3	676-35	360	1901/65.5



Wally Rank



Mickey Jackson



Arthur Graham



Doug Murrey



Mike Mendez

**1980-81 (22-9, 10-4 Big West)
NATIONAL INVITATION TOURNAMENT (NIT) PARTICIPANT
COACH: Bill Berry**


ASSISTANTS: Phil Rosemurgy & Tony Oddo

Nov. 28	Sonoma State (H)	W	74-44
Dec. 1	Montana (A)	W	50-49
3	Portland (A)	L	61-67
6	South Dakota State (H)	W	76-55
9	CS Sacramento (H)	W	85-61
11	Idaho (A)	L	55-69
13	Idaho State (A)	W	69-58
20	Northern Arizona (H)	W	64-51
22	Duquesne (H)	W	82-60
28	UC Riverside (H)	W	59-39
Jan. 3	Nevada (A)	L	54-56
5	Loyola Marymount (A)	W	93-71
10	+ Athletes-in-Action (H)	W	63-49
15	Pacific (H)	W	58-50
17	Fresno State (H)	W	52-47
22	CS Fullerton (A)	W	49-43
24	UC Santa Barbara (A)	W-3OT	57-56
29	Utah State (H)	W	68-64
31	Utah State (A)	W	82-71
Feb. 5	UC Irvine (A)	L	78-90
7	CS Long Beach (A)	L	50-60
12	CS Long Beach (H)	W-OT	72-69
14	UC Irvine (H)	L	49-50
19	UC Santa Barbara (H)	W	68-44
21	CS Fullerton (H)	W	59-41
26	Fresno State (A)	L	52-62
28	Pacific (A)	W	69-59
Mar. 5	#CS Fullerton (N)	W	63-54
6	#CS Long Beach (N)	W	64-50
7	#Fresno State (N)	L	48-52
11	@UTEP (A)	L	53-57


+ – Exhibition game
– PCAA Tournament game
@ – NIT Tournament game

1980-81 Individual Statistics

Player	G	FG-FGA	Pct.	FT-FTA	Pct.	REB	Avg.	PF-D	A	Pts./Avg.
S. Williams	30	198-334	59.3	58-92	63.0	216	7.2	94-5	32	454/15.1
D. Murrey	30	163-336	48.5	94-115	81.7	152	5.1	103-4	25	420/14.0
C. McNealy	30	149-296	50.3	50-84	59.5	193	6.4	95-2	96	348/11.6
M. Mendez	30	68-160	42.5	65-90	72.2	67	2.2	61-1	143	199/6.7
M. Moore	27	59-137	43.1	28-44	63.6	42	1.6	47-0	46	146/5.4
J. Russo	1	2-7	28.6	0-0	00.0	2	2.0	3-0	1	4/4.0
J. Rogers	11	16-31	51.6	7-12	58.3	24	2.2	4-0	2	39/3.5
E. Saunders	28	31-69	44.9	30-38	78.9	32	1.2	34-0	31	92/3.3
D. Byrd	28	31-85	36.5	26-41	63.4	62	2.2	44-1	18	88/3.1
E. Uthoff	29	27-55	49.1	26-41	63.4	64	2.2	62-0	13	80/2.8
K. Thomas	20	14/29	48.3	9-12	75.0	25	1.3	20-0	3	37/1.8
T. McTighe	7	2-3	66.7	0-1	00.0	2	0.3	0-0	0	4/0.6
SJSU	30	760-1542	49.3	393-570	68.9	971	32.4	567-13	410	1913/63.8
OPP	30	651-1462	44.5	397-556	71.4	862	28.7	586-27	381	1699/56.6



Sid Williams



Doug Murrey



Chris McNealy



Mike Mendez



Mike Moore

SCORES & STATS

1981-82 (13-13, 7-7 Big West)

COACH: Bill Berry

ASSISTANTS: Phil Rosemurgy &
John Raynor

Nov.	28	CS Bakersfield (H)	L	41-42
	30	CS Dominguez Hills (H)	W	72-52
Dec.	5	Northern Arizona (A)	L	57-60
	7	Utah (A)	L	56-60
	10	Sonoma State (H)	W	85-51
	12	Loyola Marymount (H)	W-OT	49-47
	19	Idaho (H)	L	45-48
	29	* Gonzaga (N)	W	60-55
	30	* Eastern Montana (A)	W	54-53
Jan.	5	#8 USF (A)	L	66-78
	8	U.S. International (H)	W	75-65
	14	Utah State (H)	W	56-49
	16	Pacific (H)	W	57-56
	22	CS Fullerton (A)	L	50-61
	23	UC Santa Barbara (A)	W	72-65
	26	#19 Fresno State (A)	L	45-63
	30	#19 Fresno State (H)	L	36-47
Feb.	4	UC Irvine (A)	W	58-57
	6	CS Long Beach (A)	L	45-47
	11	UC Irvine (H)	L	61-68
	13	CS Long Beach (H)	L-OT	56-57
	18	CS Fullerton (H)	W	62-57
	20	UC Santa Barbara (H)	L	48-49
	25	Utah State (A)	W	55-47
	27	Pacific (A)	W	65-55
Mar.	3	#CS Long Beach (N)	L	68-71

* – KOA Classic

– PCAA Tournament game

1981-82 Individual Statistics

Player	G	Min	FG-FGA	Pct.	FT-FTA	Pct.	REB	Avg.	PF-D	A	Pts./Avg.
C. McNealy	23	822	138-250	55.2	71-113	62.8	222	9.6	71-4	35	347/15.1
M. Moore	26	749	76-171	44.4	38-51	74.5	39	1.5	66-3	77	190/7.3
G. Vinson	26	727	56-135	41.5	39-59	66.1	122	4.7	90-9	10	151/5.8
K. Bowland	25	370	56-107	52.3	29-38	76.3	23	0.9	31-1	29	141/5.6
J. Brown	23	454	44-85	51.8	39-53	73.6	44	1.9	46-5	66	127/5.5
D. Warner	24	438	56-124	45.2	12-22	54.5	50	2.1	27-0	18	124/5.2
K. Thomas	17	245	35-67	52.2	6-11	54.5	44	2.6	41-4	8	124/5.2
P. Phifer	18	217	26-63	41.3	17-24	70.8	50	2.8	31-2	3	69/3.8
M. Dixon	22	398	27-71	38.0	28-37	75.7	19	0.9	38-3	64	82/3.7
D. Jones	21	193	33-84	39.3	10-14	71.4	12	0.6	22-0	10	76/3.6
E. Uthoff	26	414	18-42	42.9	28-38	73.7	54	2.1	51-0	14	64/2.5
J. Rogers	3	50	3-10	30.0	1-4	25.0	7	2.3	1-0	1	7/2.3
J. Reason	17	138	13-39	33.3	7-9	77.8	14	0.8	17-0	4	33/1.9
F. Martin	6	23	3-7	42.9	0-1	00.0	1	0.2	3-0	2	6/1.0
W. Farris	3	12	0-2	00.0	1-2	50.0	3	1.0	1-0	1	1/0.3
SJSU	26	5250	584-1257	46.5	326-476	68.5	821	31.6	536-31	342	1494/57.5
OPP	26	5250	534-1171	45.6	391-577	67.8	740	28.5	496-11	293	1459/56.1




Chris McNealy



Mike Moore



Greg Vinson



Kevin Bowland



Jonathan Brown

1982-83 (14-15, 7-9 Big West)

COACH: Bill Berry

ASSISTANTS: Dave Bollwinkel & Casey Rush

Nov.	27	##Puget Sound (H)	W	71-62
	29	##Idaho State (H)	W	61-51
Dec.	3	Nevada (H)	L	81-92
	6	Portland (A)	L-2OT	57-59
	9	Southern California (H)	L	54-72
	11	#5 UCLA (A)	L	71-94
	22	##Loyola Marymount (H)	W	94-80
	23	##San Diego (H)	W	66-61
	28	+ #8 Tennessee (N)	L	42-50
	29	##+ Wagner (N)	W	74-67
Jan.	6	Pacific (A)	L	71-77
	8	Utah State (A)	L	68-77
	13	CS Fullerton (H)	W	73-60
	15	UC Irvine (H)	W	81-78
	18	Santa Clara (A)	W	62-49
	22	UC Santa Barbara (A)	W	58-57
	27	UC Irvine (A)	W	73-59
	29	CS Fullerton (A)	L	57-77
Feb.	3	Pacific (H)	W	88-61
	6	Fresno State (A)	L	50-63
	10	Utah State (H)	L	65-76
	12	CS Long Beach (H)	W	75-62
	18	#1 UNLV (A)	L	81-84
	19	CS Long Beach (A)	L	69-83
	24	Fresno State (H)	L	59-66
Mar.	3	#9 UNLV (H)	L	61-67
	5	UC Santa Barbara (H)	W	70-58
	10	#Utah State (N)	W	80-66
	11	#Fresno State (N)	L-OT	47-53

+ – Las Vegas Holiday Classic
 # – PCAA Tournament game
 ## – Game forfeited by SJSU by action of the PCAA

1982-83 Individual Statistics

Player	G	Min	FG-FGA	Pct.	3FG-3FGA	Pct.	FT-FTA	Pct.	REB	Avg.	PF-D	A	Pts./Avg.
C. McNealy	28	1048	217-368	58.9	2-2	100.0	105-157	66.9	263	9.4	90-4	72	541/19.3
D. Johnson	10	294	62-120	51.7	0-2	00.0	21-28	75.0	29	2.9	28-0	22	145/14.5
K. Bowland	29	895	128-276	46.4	20-54	37.0	41-55	74.5	69	2.4	65-4	68	317/10.9
G. Vinson	27	830	99-174	56.9	0-0	00.0	59-95	62.1	153	5.7	100-10	19	257/9.5
G. Copeland	27	442	84-164	51.2	0-0	00.0	12-26	46.2	54	2.0	55-4	28	180/6.7
D. Warner	28	500	72-143	50.3	0-2	00.0	37-55	67.3	89	3.2	63-1	17	181/6.5
M. Dixon	29	702	52-125	41.6	5-13	38.5	39-49	79.6	51	1.8	60-2	138	148/5.1
B. Evans	26	285	24-81	29.6	1-4	25.0	12-14	84.2	13	0.5	35-2	28	61/2.3
E. Uthoff	28	478	12-33	36.4	0-0	00.0	22-29	75.9	62	2.2	67-2	12	46/1.6
P. Phifer	13	88	8-19	42.1	0-0	00.0	3-4	75.0	16	1.2	12-0	0	19/1.5
K. Norwood	19	89	9-23	39.1	0-0	00.0	7-17	41.2	17	0.9	20-1	3	25/1.3
V. Watson	24	193	8-45	17.8	0-2	00.0	15-25	60.0	10	0.4	14-0	21	31/1.3
F. Martin	8	27	3-7	42.9	1-2	50.0	1-3	33.3	3	0.4	4-0	1	8/1.0
D. Jones	1	4	0-2	00.0	0-2	00.0	0-0	00.0	0	0.0	2-0	0	0/0.0
SJSU	29	5875	778-1580	49.2	29-83	34.9	374-557	67.1	942	32.5	615-30	429	1959/67.6
OPP	29	5875	697-1470	47.4	65-172	37.8	500-716	69.8	931	32.1	579-16	357	1959/67.6



Chris McNealy




Kevin Bowland



Greg Vinson



Gavin Copeland



Dwayne Warner

SCORES & STATS

1983-84 (10-18, 6-12 Big West)

COACH: Bill Berry

ASSISTANTS: Dave Bollwinkel &
George Libbon

Nov.	29	San Francisco State (H)	W	55-42
Dec.	2	+ Stanford (A)	L	48-58
	3	+ Fordham (N)	L	74-89
	6	Sonoma State (H)	W	80-60
	8	Southern California (A)	L	62-69
	10	Santa Clara (H)	L	65-67
	17	Nevada (A)	L	75-79
	19	Loyola Marymount (A)	W	72-64
	21	Portland (H)	W	55-53
Jan.	5	UC Santa Barbara (A)	W	58-56
	7	CS Fullerton (A)	L	62-72
	9	Pacific (H)	W	79-49
	12	(#14) UNLV (H)	L	77-105
	14	UC Irvine (H)	L	72-77
	21	New Mexico State (A)	L	67-77
	23	CS Long Beach (A)	L	52-63
	28	Utah State (H)	L	70-79
Feb.	2	CS Fullerton (H)	W	50-49
	4	Fresno State (A)	L	48-83
	6	UC Santa Barbara (H)	W	59-56
	9	UC Irvine (A)	L	53-64
	12	(#4) UNLV (A)	L	76-88
	16	New Mexico State (H)	W	59-55
	18	CS Long Beach (H)	W	56-53
	23	Utah State (A)	L	60-68
Mar.	1	Fresno State (H)	L	33-43
	4	Pacific (A)	L	49-51
	8	(#10) UNLV (N)	L	55-70

+ – Stanford Invitational
– PCAA Tournament game

1983-84 Individual Statistics

Player	G/S	Min	FG-FGA	Pct.	FT-FTA	Pct.	REB	Avg.	PF-D	A	Pts./Avg.
S. Evans	28/23	791	109-196	55.6	58-113	51.3	176	6.3	109-10	20	276/9.9
W. Farris	24/14	590	93-169	55.0	31-51	60.8	55	2.3	54-1	38	217/9.0
M. Fleming	27/12	557	68-149	45.6	58-75	77.3	89	3.3	68-5	19	194/7.2
E. Williams	28/9	391	80-198	40.4	37-56	66.1	46	1.6	69-5	27	197/7.0
M. Dixon	28/27	939	70-151	46.4	56-75	74.7	61	2.2	95-8	155	196/7.0
G. Puou	27/14	516	66-153	43.1	33-48	68.8	67	2.5	56-2	37	165/6.1
B. Evans	26/8	442	66-138	47.8	17-24	70.8	38	1.5	30-0	20	149/5.7
J. Nord	16/6	232	36-64	56.2	12-25	48.0	41	2.6	50-4	8	84/5.2
G. Thomas	28/10	348	33-79	41.8	18-33	54.5	73	2.6	47-0	4	84/3.0
K. Norwood	27/8	376	32-81	39.5	11-19	57.9	59	2.2	42-1	18	75/2.8
L. Wyatt	25/9	332	26-62	41.9	19-31	61.3	62	2.5	49-1	8	71/2.8
E. Huse	3/0	13	2-4	50.0	1-1	100.0	4	1.3	1-0	0	5/1.7
E. Sankey	5/1	73	4-6	66.7	0-0	00.0	6	1.2	7-0	7	8/1.6
SJSU	28	5600	685-1450	47.2	351-551	63.7	880	31.4	677-37	361	1721/61.5
OPP	28	5600	661-1353	48.9	495-742	66.7	868	31.0	524-19	388	1817/64.9



Stony Evans



Ward Farris



Matt Fleming



Eric Williams



Michael Dixon

1984-85 (16-13, 10-8 Big West)

COACH: Bill Berry

ASSISTANTS: Dave Bollwinkel,
George Libbon


Nov.	27	Portland (H)	L-30T	81-82
Dec.	1	Arizona (A)	L	44-79
	3	San Diego (A)	L	63-65
	5	CS Hayward (H)	W	77-57
	8	Washington State (A)	L-OT	58-60
	21	Sonoma State (H)	W	84-42
	22	Santa Clara (H)	W	74-67
	28	+ Ohio (N)	W	67-62
	29	+ Utah (A)	W	72-70
Jan.	3	UC Irvine (H)	W	93-71
	5	UNLV (H)	L	65-80
	7	Fresno State (A)	L	49-58
	10	CS Fullerton (A)	W-40T	97-92
	12	UC Santa Barbara (A)	W	74-55
	19	Utah State (A)	L	75-80
	21	Long Beach State (A)	W	73-67
	26	CS Fullerton (H)	L	46-51
	31	(#16) UNLV (A)	L	56-70
Feb.	2	UC Irvine (A)	L	77-78
	4	Pacific (H)	W	78-46
	7	New Mexico State (A)	W	69-59
	9	CS Long Beach (H)	L	68-72
	13	UC Santa Barbara (H)	W	57-54
	21	Pacific (A)	L	55-84
	23	Utah State (H)	W-20T	83-78
	28	New Mexico State (H)	W	78-64
Mar.	2	Fresno State (H)	W-20T	84-80
	7	#Utah State (N)	W	92-58
	8	(#11) UNLV (N)	L	59-60

+ – Utah Classic

– PCAA Tournament game

1984-85 Individual Statistics

Player	G/S	Min	FG-FGA	Pct.	3FG-3FGA	Pct.	FT-FTA	Pct.	REB	Avg.	PF-D	A	Pts./Avg.
M. Fleming	26/25	813	132-262	50.4	0-0	00.0	85-114	75.2	121	4.7	87-3	46	349/13.4
W. Farris	29/26	899	150-284	52.8	0-5	00.0	70-90	77.8	125	4.3	66-1	72	370/12.8
R. Owens	29/28	1021	142-265	53.6	0-1	00.0	45-95	47.4	235	8.1	82-1	36	339/11.7
S. Evans	29/26	907	137-265	51.7	0-0	00.0	61-112	54.5	191	6.6	98-7	30	335/11.6
G. Puou	28/6	479	68-154	44.2	0-1	00.0	49-67	73.1	90	3.2	64-4	40	185/6.6
O. Johnson	29/16	681	68-170	40.0	3-5	60.0	32-48	66.7	73	2.5	64-3	94	171/5.9
M. Dixon	28/16	661	49-109	46.6	0-6	00.0	29-40	72.5	45	1.6	54-0	120	127/4.5
B. Holt	20/0	155	28-66	42.4	0-7	00.0	11-18	61.1	24	1.2	22-0	6	67/3.3
K. Norwood	4/0	42	4-8	50.0	0-0	00.0	2-8	25.0	11	2.7	6-0	2	10/2.5
H. Simon	6/0	19	4-6	66.7	0-2	00.0	4-6	66.7	6	1.0	3-0	2	12/2.0
D. Curry	12/0	90	9-18	50.0	0-0	00.0	5-13	38.5	14	1.2	15-0	3	23/1.9
B. Evans	19/0	162	16-48	33.3	0-3	00.0	0-0	00.0	15	0.8	13-0	13	32/1.7
L. Wyatt	20/2	141	11-25	44.0	0-0	00.0	8-16	50.0	27	1.3	27-0	4	30/1.5
G. Hatfield	9/0	30	1-7	14.2	0-0	00.0	2-4	50.0	7	0.8	3-0	2	4/0.4
SJSU	29	6100	819-1683	48.7	3-30	10.0	403-630	63.9	1084	37.4	604-19	470	2044/70.5
OPP	29	6100	696-1614	43.1	66-190	34.7	454-633	71.7	951	32.8	580-19	369	1927/66.4



Matt Fleming



Ward Farris



Reggie Owens



Stony Evans



George Puou

1985-86 (16-12, 9-9 Big West)

COACH: Bill Berry

ASSISTANTS: Dave Bollwinkel & Greg Graham

Nov.	25	Sonoma State (H)	90-47	(W)
	27	CS Hayward (H)	79-55	(W)
	30	Arizona State (A)	66-72	(L)
Dec.	3	USF (H)	76-55	(W)
	11	USF (A)	68-61	(W)
	19	Santa Clara (A)	58-55	(W)
	21	Washington State (H)	64-49	(W)
	27	+ Mississippi State (N)	65-75	(L)
	28	+ Idaho (N)	70-67	(W)
Jan.	2	UC Irvine (A)	67-72	(L)
	4	#13 UNLV (A)	60-106	(L)
	6	Fresno State (H)	55-52	(W)
	9	UC Santa Barbara (H)	76-63	(W)
	11	CS Fullerton (H)	40-41	(L)
	18	Utah State (A)	67-80	(L)
	20	CS Long Beach (A)	72-62	(W)
	23	Pacific (A)	64-60	(W)
	25	Fresno State (A)	48-45	(W)
	30	#10 UNLV (H)	55-62	(L)
Feb.	2	UC Irvine (H)	71-55	(W)
	6	New Mexico State (H)	78-74	(W)
	8	CS Long Beach (H)	55-56	(L)
	13	UC Santa Barbara (A)	63-66	(L)
	15	CS Fullerton (A)	54-57	(L)
	17	Utah State (H)	81-69	(W)
	24	Pacific (H)	61-65	(L)
	27	New Mexico State (A)	87-79	(W)
Mar.	6	#Pacific (N)	53-55	(L)

+ – Hoosier Classic

– PCAA Tournament game

1985-86 Individual Statistics

Player	G/S	Min	FG-FGA	Pct.	3FG-3FGA	Pct.	FT-FTA	Pct.	REB	Avg.	PF-D	A	Blk-S	Pts./Avg.
R. Berry	28/27	892	179-369	48.5	24-40	60.0	137-164	83.5	138	4.9	107-11	85	6-26	519/18.5
R. Owens	27/27	945	128-260	49.2	0-0	00.0	38-86	44.2	234	8.7	91-6	50	12-42	294/10.9
W. Farris	27/22	775	96-189	50.8	0-1	00.0	50-67	74.6	80	2.9	64-1	89	4-42	242/8.9
H. Simon	28/9	564	86-176	48.9	3-11	27.3	48-56	85.7	66	2.4	63-1	30	2-28	223/7.9
O. Johnson	20/15	593	36-91	39.6	0-1	00.0	49-81	60.5	56	2.8	67-2	78	1-30	122/6.1
G. Puou	26/9	415	43-109	39.4	0-1	00.0	41-55	74.5	55	2.1	53-2	20	4-17	127/4.9
L. Wyatt	28/14	568	48-92	52.2	0-0	00.0	22-36	61.1	87	3.1	84-4	21	5-17	118/4.2
G. Thomas	28/13	433	46-89	51.6	0-0	00.0	12-24	50.0	70	2.6	62-1	8	21-7	104/3.9
A. Perry	19/0	119	20-46	43.5	3-11	27.3	8-12	66.7	6	0.3	12-0	9	0-2	51/2.7
S. Newman	13/10	65	8-23	34.8	1-1	100.0	4-11	36.4	6	0.3	14-0	8	0-5	21/1.6
D. Waters	18/3	142	9-18	50.0	0-0	00.0	3-10	30.0	34	1.9	20-0	4	4-9	24/1.3
M. Winter	18/0	89	7-14	50.0	0-0	00.0	8-8	100.0	20	1.1	14-0	3	0-1	22/1.2
SJSU	28	5600	706-1476	47.8	31-68	45.6	420-610	68.9	943	33.7	651-28	405	59-226	1863/66.5
OPP	28	5600	611-1431	42.7	56-176	31.8	477-716	66.6	915	32.7	562-16	345	72-178	1755/62.7



Ricky Berry



Reggie Owens



Ward Farris



Herb Simon



Ontorio Johnson

1986-87 (16-14, 10-8 Big West)

COACH: Bill Berry

ASSISTANTS: Dave Bollwinkel & Greg Graham

Nov.	29	Portland (A)	L	49-54
Dec.	2	Stanford (H)	W	72-63
	9	Southern California (A)	W	57-56
	16	Santa Clara (H)	W	75-73
	20	Arizona State (H)	L	66-67
	22	CS Hayward (H)	L	60-66
	26	+ Mississippi State (N)	W	62-57
	28	+ Oregon (N)	L	64-69
	29	+ Oregon State (N)	L	55-65
Jan.	3	CS Long Beach (H)	W	73-56
	5	New Mexico State (H)	W	79-62
	8	#1 UNLV (A)	L	77-89
	10	UC Irvine (A)	L	84-89
	15	Pacific (A)	L	57-61
	17	Fresno State (A)	W	62-41
	22	UC Santa Barbara (H)	W	70-64
	24	CS Fullerton (H)	W	62-53
	29	New Mexico State (A)	L	43-72
	31	Long Beach State (A)	W	71-59
Feb.	2	CS Fullerton (A)	L	60-62
	5	UC Irvine (H)	W	95-70
	7	#1 UNLV (H)	L	74-83
	14	Utah State (A)	L-OT	86-91
	19	UC Santa Barbara (A)	L	52-53
	23	Fresno State (H)	W	49-48
	26	Utah State (H)	W	81-73
	28	Pacific (H)	W	70-65
Mar.	5	#New Mexico State (N)	W	71-54
	6	#UC Santa Barbara (N)	W	70-69
	7	# #1 UNLV (N)	L	69-94

+ - Far West Classic
- PCAA Tournament game

1986-87 Individual Statistics

Player	G/S	Min	FG-FGA	Pct.	3FG-3FGA	Pct.	FT-FTA	Pct.	REB	Avg.	PF-D	A	Blk-S	Pts./Avg.
R. Berry	27/23	876	190-412	46.1	32-78	41.0	134-165	81.236-85-121	4.5	81-3	68	4-22	546/20.2	
G. Puou	30/30	1039	123-264	46.6	0-3	00.0	128-162	79.061-117-178	5.9	100-6	74	5-38	374/12.5	
R. Owens	30/29	921	106-241	43.4	2-5	40.0	27-54	50.065-158-223	7.4	117-11	73	8-39	241/8.0	
B. Evans	30/23	785	78-176	44.3	0-3	00.0	47-65	72.310-49-59	1.9	47-1	55	0-33	203/6.8	
R. Scott	27/17	685	64-161	39.8	0-5	00.0	41-54	75.916-29-45	1.7	85-3	65	3-26	169/6.3	
G. Thomas	28/16	580	61-135	45.2	0-0	00.0	35-52	67.350-63-113	4.0	86-6	8	44-13	157/5.6	
D. Waters	29/13	633	62-103	60.2	0-0	00.0	36-60	60.063-85-148	5.1	78-4	23	12-15	160/5.5	
A. Perry	30/0	356	45-129	34.9	17-47	36.2	15-29	51.79-17-26	0.9	43-0	21	0-0	122/4.1	
J. Svoboda	13/0	64	8-16	50.0	0-0	00.0	2-3	66.78-10-18	1.4	15-0	0	1-0	18/1.4	
D. Daniels	10/0	30	4-13	30.8	2-6	33.3	3-5	60.0 3-4-7	0.7	7-0	0	0-2	13/1.3	
P. Conaway	9/0	34	3-7	42.9	0-0	00.0	4-5	80.0 1-4-5	0.6	10-1	0	1-0	10/1.1	
D. Broussard	7/0	9	0-2	00.0	0-0	00.0	2-2	100.0 0-1-1	0.1	1-0	1	0-0	2/0.3	
S. Bigley	3/0	3	0-0	00.0	0-0	00.0	0-0	00.0 1-0-1	0.3	0-0	0	0-0	0/0.0	
SJSU	30	6025	744-1661	44.8	53-148	35.8	474-656	72.3323-624-108536.2	671-35	390	78-204	2015/67.2		
OPP	30	6025	679-1590	42.7	129-354	36.4	491-731	67.2328-563-102634.2	611-23	350	66-183	1978/65.9		



Ricky Berry



George Puou



Reggie Owens



Bobby Evans



Rodney Scott

1987-88 (14-15, 8-10 Big West)

COACH: Bill Berry

ASSISTANTS: Greg Graham &
Eric Saulny

Dec.	2	Sonoma State (H)	W	88-61
	4	Chaminade (H)	W	83-56
	5	Santa Clara (A)	L	69-77
	11	+Auburn (N)	L	65-70
	12	+Illinois-Chicago (N)	W	65-54
	19	USF (H)	W	82-60
	22	Michigan State (A)	L	68-82
	28	(#17) Missouri (A)	L	61-85
Jan.	2	*Fresno State (A)	W	69-67
	4	*Pacific (A)	W	79-74
	7	*New Mexico State (H)	L	65-76
	9	*CS Long Beach (H)	W	80-79
	14	*UC Santa Barbara (A)	W	67-61
	16	*UC Irvine (A)	L	77-98
	21	*(#8) UNLV (H)	L	83-95
	23	*CS Fullerton (H)	W	65-60
	26	Memphis State (A)	W	82-67
	30	*Utah State (A)	L	85-114
Feb.	4	*CS Long Beach (A)	L	68-81
	6	*New Mexico State (A)	L	59-77
	13	*UC Santa Barbara (H)	L	64-65
	15	*UC Irvine (H)	L	55-63
	18	*CS Fullerton (A)	L	51-63
	20	*(#11) UNLV (A)	L	68-85
	28	*Utah State (H)	W-OT	96-95
Mar.	3	*Pacific (H)	W	80-59
	5	*Fresno State (H)	W	69-62
	9	#Pacific (N)	W	76-60
	10	#Utah State (N)	L	72-80

+ - Fighting Illini Classic
* - PCAA contest
- PCAA Tournament game

1987-88 Individual Statistics

Player	G/S	Min	FG-FGA	Pct.	3FG-3FGA	Pct.	FT-FTA	Pct.	REB	Avg.	PF-D	A	Blk-S	Pts./Avg.
R. Berry	29/29	1058	250-520	.481	57-128	.445	145-178	.81553-157-210	7.2	102-2	113	14-34	702/24.2	
S. Haney	29/19	786	137-317	.432	60-135	.444	31-36	.8619-41-50	1.7	54-1	48	0-20	365/12.6	
R. Scott	28/25	875	96-200	.480	5-13	.385	33-50	.66022-33-55	1.9	79-6	108	1-24	230/8.2	
D. Waters	29/29	932	81-147	.551	0-0	.000	63-115	.54892-151-243	8.4	102-6	66	19-22	225/7.8	
G. Thomas	29/16	667	73-141	.518	0-0	.000	21-34	.61854-90-144	4.9	91-5	15	62-18	167/5.8	
A. Perry	29/8	612	50-181	.276	18-72	.250	22-32	.68819-36-55	1.9	69-3	46	1-20	140/4.8	
G. Williams	26/9	422	45-97	.464	0-0	.000	17-24	.70841-61-102	3.5	57-1	19	8-14	107/4.1	
K. Young	19/1	149	18-29	.621	0-0	.000	20-25	.80019-24-43	2.3	27-1	7	0-7	56/2.9	
J. Svoboda	15/8	115	15-31	.484	0-0	.000	6-11	.54510-8-18	1.2	20-0	2	0-4	36/2.4	
T. Farmer	14/0	108	13-38	.342	0-1	.000	6-11	.5456-16-22	1.6	21-0	3	2-4	32/2.3	
D. Daniels	17/0	66	9-16	.563	3-9	.333	2-4	.5004-5-9	0.6	17-0	5	0-0	23/1.4	
D. Broussard	12/0	30	3-8	.375	0-0	.000	2-4	.5001-1-2	0.2	2-0	4	0-1	8/0.7	
W. Franks	1/0	5	0-0	.000	0-0	.000	0-0	.0000-1-1	1.0	0-0	0	0-0	0/0.0	
SJSU	29	5825	790-1725	.458	143-358	.399	368-524	.702	1039	35.8	641-25	436	106-168	2091/72.1
OPP	29	5825	723-1664	.434	145-390	.372	535-757	.707	1017	35.1	533-13	460	63-180	2126/73.3

1988-89 (5-23, 1-17 Big West)

COACH: Bill Berry

ASSISTANTS: Greg Graham & Eric Saulny

Date	Opponent	Result	Score
Nov. 26	Sonoma State (H)	W	92-65
Dec. 2	+Army (N)	W	84-74
3	+Nebraska (A)	L	76-90
5	Creighton (A)	L	77-84
10	Stanford (A)	L	39-89
17	Boise State (H)	L	65-71
20	Santa Clara (H)	L	63-76
21	Eastern Washington (H)	W	93-75
23	USF (H)	W	81-67
30	*(#12) UNLV (A)	L	68-101
Jan. 3	*Pacific (H)	W	76-72
5	*Fresno State (H)	L	54-61
8	*CS Long Beach (A)	L	64-70
10	*New Mexico State (A)	L	68-76
14	*UC Irvine (H)	L	62-71
16	*UC Santa Barbara (H)	L	48-69
19	*CS Fullerton (A)	L	60-82
28	*Utah State (A)	L	54-68
Feb. 2	*New Mexico State (H)	L	60-77
4	*CS Long Beach (H)	L	54-58
9	*UC Irvine (A)	L	69-91
11	*UC Santa Barbara (A)	L	49-70
16	*(#18) UNLV (H)	L	66-95
18	*CS Fullerton (H)	L-OT	69-70
23	*Utah State (H)	L	62-70
Mar. 2	*Fresno State (A)	L	59-73
5	*Pacific (A)	L	55-66
8	#Fresno State (N)	L	60-64

+ – Ameritas Classic

* – Big West Conference contest

– Big West Tournament game

1988-89 Individual Statistics

Player	G/S	Min	FG-FGA	Pct.	3FG-3FGA	Pct.	FT-FTA	Pct.	REB	Avg.	PF-D	A	Blk-S	Pts./Avg.
S. Haney	16/13	491	94-212	.443	43-98	.439	38-48	.792	21-29	1.8	37-1	24	0-13	269/16.8
C. McPherson	12/12	410	65-132	.492	0-1	.000	41-67	.612	18-54	6.0	32-1	14	6-8	171/14.2
D. Waters	9/8	314	50-95	.526	0-0	.000	25-39	.641	25-48	8.1	29-1	22	3-10	125/13.9
J. Johnson	12/12	403	51-100	.510	4-10	.400	28-51	.549	30-48	6.5	43-4	38	6-11	134/11.2
R. Scott	16/15	535	66-141	.468	2-7	.286	34-58	.586	15-44	2.7	49-1	74	1-13	168/10.5
D. Daniels	26/15	598	83-197	.421	40-103	.388	32-48	.667	33-80	3.1	63-3	31	1-13	238/9.1
T. Farmer	16/7	339	52-111	.468	0-1	.000	35-55	.636	40-81	5.1	71-7	11	7-15	139/8.7
P. Perry	16/14	451	38-101	.376	13-39	.333	26-35	.743	15-37	2.3	41-1	57	2-17	115/7.2
J. Svoboda	18/14	351	50-100	.500	0-0	.000	19-30	.633	36-67	3.7	55-3	8	1-11	119/6.6
T. Desiano	23/13	567	50-128	.391	13-45	.289	22-34	.647	19-60	2.6	37-2	61	2-33	135/5.9
G. Marshall	11/0	146	19-40	.475	0-0	.000	7-15	.467	10-22	2.0	31-1	3	0-5	45/4.1
G. Williams	16/7	289	25-68	.368	0-0	.000	15-25	.600	29-85	5.3	41-1	12	5-13	65/4.1
S. Davis	5/0	24	5-8	.625	0-0	.000	3-4	.750	5-7	1.4	4-0	1	0-0	13/2.6
J. Puzar	12/10	304	13-34	.382	0-0	.000	4-7	.571	14-36	3.0	33-3	5	7-5	30/2.5
A. Foccia	10/0	62	9-20	.450	0-0	.000	0-0	.000	8-11	1.1	12-0	2	1-0	18/1.8
J. Kozak	5/0	27	2-5	.400	0-0	.000	3-4	.750	2-3	0.6	4-0	0	0-0	7/1.4
D. Hollaway	9/0	47	2-18	.111	1-3	.333	7-10	.700	4-8	0.9	13-0	5	0-2	12/1.3
F. Woertman	10/0	97	6-20	.300	0-3	.000	0-2	.000	4-8	0.8	2-0	1	0-4	12/1.2
G. Metcalf	7/0	28	2-3	.667	0-0	.000	2-2	1.000	1-5	0.7	1-0	0	0-0	6/0.9
C. McGee	6/0	42	2-5	.400	0-0	.000	1-4	.250	1-3	0.5	4-0	3	0-0	5/0.8
D. Hendrickson	3/0	7	0-0	.000	0-0	.000	1-3	.333	0-2	0.7	2-0	0	0-0	1/0.3
D. Greer	11/0	51	0-5	.000	0-0	.000	0-3	.000	0-8	0.7	7-0	7	0-1	0/0.0
N. Brown	11/0	33	0-1	.000	0-0	.000	0-1	.000	4-8	0.7	11-0	2	0-0	0/0.0
A. Manns	1/0	4	0-3	.000	0-2	.000	0-0	.000	1-1	1.0	1-0	0	0-0	0/0.0
T. Jackson	1/0	3	0-1	.000	0-0	.000	0-0	.000	0-1	1.0	0-0	0	0-1	0/0.0
S. Dittmann	1/0	1	0-0	.000	0-0	.000	0-0	.000	0-0	0.0	0-0	0	0-0	0/0.0
SJSU	28	5625	684-1548	.442	116-312	.372	343-545	.629	911	32.5	624-29	381	41-185	1827/65.2
OPP	28	5625	719-1502	.479	159-399	.398	498-713	.698	987	35.3	528-8	435	90-179	2095/74.8

1989-90 (8-20, 5-13 Big West)

COACH: Stan Morrison

ASSISTANTS: Stan Stewart,
Benny White, John Coughran

CAPTAIN: Kenne Young

Nov.	24	South Alabama (H)	L	61-64
	27	Lamar (H)	L	50-51
Dec.	5	Drake (H)	L	47-65
	8	Boise State (A)	L	57-61
	11	TCU (H)	W	70-69
	15	Santa Clara (A)	W	75-66
	23	Idaho State (H)	W	65-57
	29	#Michigan State (A)	L	61-88
	30	#Arkansas-Little Rock (N)	L	80-90
Jan.	2	*UC Santa Barbara (A)	L	61-82
	4	*UC Irvine (A)	W	75-69
	6	*#10 UNLV (H)	L	80-100
	13	*Utah State (A)	L	72-77
	15	*CS Fullerton (H)	W	66-60
	20	*Pacific (H)	L	71-78
	25	*New Mexico State (H)	L	76-80
	27	*CS Long Beach (H)	L	83-85
	29	*Fresno State (A)	L	53-69
Feb.	1	*CS Fullerton (A)	L-OT	84-90
	5	*(#12) UNLV (A)	L	69-105
	10	*Utah State (H)	L	83-88
	15	*Pacific (A)	W	63-50
	17	*Fresno State (H)	W	61-59
	22	*CS Long Beach (A)	L	80-84
	24	*#24 New Mexico St. (A)	L	70-101
Mar.	1	*UC Irvine (H)	W	84-78
	3	*UC Santa Barbara (H)	L	76-77
	7	\$Fresno State (N)	L	56-71

-- Oldsmobile Classic

* -- Big West Conference contest

\$ -- Big West Conference Tournament

1989-90 Individual Statistics

Player	G/S	Min	FG-FGA	Pct.	3FG-A	Pct.	FT-FTA	Pct.	REB	Avg.	PF-D	A-TO	Blk-S	Pts./Avg.
K. Young	26/25	844	141-286	49.3	0-1	00.0	88-142	61.9	88-110-188	7.4	98-7	27-65	8-26	370/14.2
T. Batiste	24/15	641	91-244	37.3	7-23	30.4	108-154	70.1	38-64-102	4.2	60-1	63-65	1-35	297/12.4
A. Brooks	24/12	543	86-207	41.5	33-77	42.9	34-46	73.9	16-30-46	1.9	50-0	26-33	0-17	239/9.9
K. Logan	28/28	765	91-180	50.6	0-2	00.0	32-53	60.4	72-103-175	6.2	79-1	25-47	26-26	214/7.6
T. Cannon	26/20	562	65-152	42.8	9-33	27.3	37-49	75.5	14-35-49	1.9	41-0	73-63	0-21	176/6.8
C. Terrell	22/15	450	59-117	50.4	5-14	35.7	14-23	60.9	29-27-66	3.0	53-1	25-38	1-8	137/6.2
T. Desiano	28/10	533	51-115	44.3	15-39	38.5	30-43	69.8	7-38-45	1.6	40-0	63-48	2-22	147/5.2
M. Wasserburger	18/0	165	31-90	34.4	15-53	28.3	5-6	83.3	4-6-10	0.6	21-0	9-13	0-6	82/4.6
D. Daniels	26/12	304	29-84	34.5	16-45	35.6	20-25	80.0	12-24-36	1.4	31-0	11-27	1-13	94/3.6
D. Scott	26/2	363	34-71	47.9	0-0	00.0	15-33	45.5	39-29-68	2.6	64-2	8-24	15-10	83/3.2
R. Dunlap	18/1	161	17-48	35.4	0-1	00.0	5-10	50.0	14-20-34	1.9	27-0	2-10	0-0	39/2.2
SJSU	28	5625	715-1666	42.9	100-300	33.3	399-604	66.1	346-525-969	34.6	596-12	346-458	63-196	1929/68.9
OPP	28	5625	759-1562	48.6	117-271	43.2	479-694	69.0	343-615-1036	37.0	533-10	360-478	117-206	2114/75.5

1990-91 (7-20, 5-13 Big West)

COACH: Stan Morrison

ASSISTANTS: Stan Stewart,
Benny White, John Coughran

CAPTAINS: Troy Batiste, Charles Terrell

Nov.	26	TCU (A)	L	49-66
	28	Lamar (A)	L	67-95
Dec.	1	San Diego (A)	L	81-98
	3	California (A)	L	53-93
	5	Washington State (H)	W	70-69
	20	Santa Clara (H)	L	63-69
	22	Idaho State (A)	W	79-70
	27	Nevada (H)	L	64-68
	29	Nevada (A)	L	66-79
Jan.	2	*UC Santa Barbara (H)	L	62-70
	4	*UC Irvine (H)	L	88-97
	7	*(#1) UNLV (A)	L	65-93
	9	*CS Fullerton (A)	L	78-91
	14	*CS Fullerton (H)	W	80-70
	17	*Fresno State (H)	W-OT	94-92
	19	*Pacific (H)	L	44-62
	24	* (#23) New Mexico St. (A)	L	58-88
	26	*CS Long Beach (A)	W	66-65
	31	*(#1) UNLV (H)	L	64-88
Feb.	2	*Utah State (A)	L	71-88
	9	*Utah State (H)	L	62-69
	11	*CS Long Beach (H)	W	71-68
	14	*Pacific (A)	L	74-82
	16	*Fresno State (A)	W	72-71
	23	* (#15) New Mexico St. (H)	L	67-73
	28	*UC Irvine (A)	L-OT	81-86
Mar.	2	*UC Santa Barbara (A)	L	51-85

— Big West Conference contest

1990-91 Individual Statistics

Player	G/S	Min	FG-FGA	Pct.	3FG-3FGA	Pct.	FT-FTA	Pct.	REB	Avg.	PF-D	A-TO	Blk-S	Pts./Avg.
T. Cannon	27/25	810	127-265	.479	36-83	.434	49-63	.778	19-57-76	2.8	70-0	82-79	4-30	339/12.6
C. Terrell	26/25	780	108-259	.417	13-42	.310	37-49	.755	39-46-85	3.3	52-1	101-59	4-22	266/10.2
M. Wasserberger	22/9	424	62-156	.397	35-82	.427	20-29	.690	10-25-35	1.6	43-1	22-31	1-13	179/8.1
A. Brooks	9/4	181	27-72	.375	11-33	.333	6-7	.842	4-16-20	2.2	14-0	19-12	0-5	71/7.9
P. Crump	23/7	476	42-110	.382	24-61	.393	48-59	.814	8-28-36	1.6	50-1	58-48	0-9	156/6.8
M. St. Julien	24/14	681	59-147	.401	3-12	.250	33-51	.647	57-109-166	6.9	62-4	17-37	28-13	154/6.4
M. Brotherton	24/4	331	57-92	.620	0-0	.000	33-49	.673	24-45-69	2.9	64-2	11-25	9-3	147/6.1
K. Logan	26/21	529	65-135	.481	3-6	.500	23-34	.676	57-80-137	5.3	73-4	20-26	11-5	156/6.0
J. Allen	18/7	256	38-89	.427	13-31	.419	9-13	.692	16-25-41	2.3	23-0	11-28	2-5	98/5.4
D. Scott	5/5	123	10-33	.303	0-0	.000	5-10	.500	16-21-37	7.4	13-0	6-10	5-3	25/5.0
R. Dunlap	24/8	343	47-119	.395	0-2	.000	18-30	.600	27-47-74	3.1	56-2	2-28	12-11	112/4.7
T. Batiste	8/4	159	8-47	.170	0-12	.000	18-23	.783	9-12-21	2.6	19-0	19-16	1-10	34/4.3
A. Gardiner	20/2	199	23-47	.489	0-1	.000	12-29	.414	19-21-40	2.0	28-0	4-16	3-6	58/2.9
C. Higginbotham	9/0	89	9-33	.273	4-11	.364	4-5	.800	3-10-13	1.4	12-0	13-10	1-5	26/2.9
R. Hannon	9/0	64	6-15	.400	1-2	.500	2-4	.500	5-7-12	1.3	6-0	2-6	0-3	15/1.7
E. Fairley	3/0	5	1-3	.333	0-1	.000	0-0	.000	1-1-1	0.3	1-0	1-0	0-0	2/0.7
SJSU	27	5450	689-1622	.425	143-379	.377	317-455	.697	962	35.6	586-15	388-430	81-143	1838/68.1
OPP	27	5450	731-1554	.470	141-386	.385	544-769	.707	987	36.6	439-4	429-348	101-191	2147/79.5

1991-92 (2-24, 1-17 Big West)

COACH: Stan Morrison

ASSISTANTS: Stan Stewart &
John Coughran

1991-92 Individual Statistics

				Player	G/S	Min	FG-FGA	Pct.	3FG-3FGA	Pct.	FT-FTA	Pct.	REB	Avg.	PF-D	A-TO	Blk-S	Pts./Avg.	
Nov.	26	Montana (H)	L	51-72	T. Cannon	17/16	566	75-216	.347	22-85	.259	51-62	.823	18-34-52	3.1	47-0	45-53	0-27	221/13.0
	29	(#14) Utah (H)	L	57-75	J. Allen	26/26	692	94-233	.403	32-84	.381	29-34	.853	25-50-75	2.9	73-2	20-38	7-13	249/9.6
Dec.	7	Washington State (A)	L	57-81	T. Pope	24/15	599	73-174	.420	6-16	.375	74-105	.705	16-38-54	2.3	71-5	49-75	3-32	228/9.5
	9	Gonzaga (A)	L	56-61	K. Logan	26/21	625	94-183	.514	5-19	.263	35-68	.515	57-100-157	6.0	59-2	24-40	12-14	228/9.5
	14	San Diego (H)	L	54-62	D. Scott	25/7	497	73-141	.518	0-0	.000	34-59	.576	47-49-96	3.8	70-3	12-39	7-12	180/7.2
	21	Santa Clara (A)	W	61-60	R. Dunlap	25/20	546	61-157	.398	8-31	.258	40-58	.690	48-58-106	4.2	77-6	9-50	13-7	162/6.5
	23	Boise State (H)	L	68-80	I. Hunter	22/0	300	35-88	.398	8-31	.258	21-29	.724	17-35-52	2.4	39-0	15-35	2-12	99/4.5
	28	California (H)	L	87-93	J. Frenchwood	13/7	217	20-49	.408	8-18	.444	4-5	.800	7-16-23	1.8	15-0	20-23	1-3	52/4.0
Jan.	2	*CS Long Beach (A)	L	65-68	T. Clayton	23/5	369	27-66	.409	2-9	.222	18-25	.720	16-28-44	1.9	32-1	21-33	4-13	74/3.2
	4	*UC Santa Barbara (A)	L-OT	78-86	L. Mitchel	3/1	85	3-19	.158	0-7	.000	3-5	.600	2-8-10	3.3	9-0	6-7	0-0	9/3.0
	11	*Pacific (A)	L	52-66	A. Gardiner	22/3	259	25-62	.403	0-0	.000	15-24	.625	26-30-56	2.5	34-0	11-23	3-6	65/3.0
	16	*New Mexico State (H)	L	73-81	A. De La Nuez	18/7	246	15-52	.288	7-26	.269	11-14	.786	2-16-18	11.0	8-0	33-34	0-9	48/2.7
	18	*UNLV (H)	L	67-79	R. Hannon	9/1	39	2-9	.222	0-1	.000	7-8	.875	3-6-9	1.0	6-0	3-4	0-3	11/1.2
	23	*Utah State (A)	L	63-80	D. Ervin	13/1	110	5-11	.455	0-0	.000	4-12	.333	14-6-20	1.5	16-0	4-6	2-6	14/1.1
	27	*Fresno State (A)	L	51-64	J. Waikle	12/0	74	4-12	.333	0-0	.000	0-0	.000	5-8-13	1.1	24-1	1-3	3-4	8/0.7
	30	*CS Fullerton (H)	L	64-76	A. Brazile	1/0	1	0-0	.000	0-0	.000	0-0	.000	0-0-0	0.0	0-0	0-0	0-0	0/0.0
Feb.	1	*UC Irvine (H)	W	58-52															
	8	*Pacific (H)	L	64-98	SJSU	26	5225	606-1472	.412	90-298	.302	346-508	.681	882	33.9	580-20	273-463	57-161	1648/63.4
	13	*#15 UNLV (A)	L	39-83	OPP	26	5225	688-1398	.492	124-313	.396	493-720	.685	923	35.5	474-6	403-397	88-191	1993/76.7
	15	*New Mexico State (A)	L	57-82															
	20	*Fresno State (H)	L	71-74															
	22	*Utah State (H)	L	79-84															
	27	*UC Irvine (A)	L	65-78															
	29	*CS Fullerton (A)	L	75-82															
Mar.	5	*UC Santa Barbara (H)	L	64-92															
	8	*CS Long Beach (H)	L	80-93															

* – Big West Conference contest

1992-93 (7-19, 4-14 Big West)

COACH: Stan Morrison

ASSISTANTS: Stan Stewart &
Brad Winslow

CAPTAINS: Kevin Logan, Daryl Scott

1992-93 Individual Statistics

Month	Day	Opponent	Result	Score
Dec.	1	Santa Clara (H)	L	56-71
	3	Stanford (H)	W	56-52
	5	Gonzaga (H)	W-OT	76-73
	10	Montana (A)	L	51-55
	12	Montana State (A)	L	57-60
	21	Drake (A)	L	43-66
	26	Fresno State (H)	W	74-62
	28	Utah (A)	L	47-60
Jan.	2	*CS Long Beach (H)	L	73-88
	9	*Pacific (H)	L	61-74
	14	*New Mexico State (A)	L	72-87
	16	*#18 UNLV (A)	L	77-84
	23	*Nevada (H)	W	73-70
	26	*Utah State (H)	W-OT	80-79
	28	*CS Fullerton (A)	L	61-66
	30	*UC Irvine (A)	L	64-73
Feb.	6	*Pacific (A)	W	54-50
	11	*#12 UNLV (H)	L	74-80
	13	*New Mexico State (H)	L	55-60
	18	*Nevada (A)	L	64-68
	20	*Utah State (A)	L	79-92
	25	*UC Irvine (H)	L	62-67
	27	*CS Fullerton (H)	W	60-58
Mar.	1	*UC Santa Barbara (H)	L	62-67
	4	*CS Long Beach (A)	L	87-103
	6	*UC Santa Barbara (A)	L	59-72

Player	G/S	Min	FG-FGA	Pct.	3FG-3FGA	Pct.	FT-FTA	Pct.	REB	Avg.	PF-D	A-TO	Blk-S	Pts./Avg.
D. Scott	25/25	718	145-284	.511	1-1	1.000	74-104	.712	77-83-160	6.4	82-2	21-58	15-16	365/14.6
J. Allen	26/20	628	82-219	.374	29-99	.293	27-40	.675	26-43-69	2.7	57-1	23-39	4-10	220/8.5
L. Mitchel	22/22	743	58-152	.382	15-41	.366	48-64	.750	18-59-77	3.5	67-2	60-67	4-33	179/8.1
K. Logan	26/17	591	81-165	.491	4-20	.200	34-50	.680	52-87-139	5.3	50-0	34-51	9-13	200/7.7
J. Zavala	24/22	631	54-149	.362	17-49	.347	55-75	.733	17-65-82	3.4	68-3	72-66	2-21	180/7.5
L. Shepherd	22/6	497	47-125	.376	5-20	.250	34-50	.680	37-43-80	3.6	36-2	44-40	1-22	133/6.0
A. De La Nuez	4/0	45	11-21	.524	1-5	.200	1-3	.333	2-0-2	0.5	1-0	7-2	0-2	24/6.0
M. Brotherton	26/9	389	54-111	.486	0-0	.000	30-43	.698	29-34-63	2.4	51-2	15-34	8-9	138/5.3
A. Gardiner	25/1	347	33-83	.398	0-0	.000	31-48	.646	15-37-52	2.1	45-0	16-29	4-7	97/3.9
D. Greene	25/5	401	28-64	.438	2-8	.250	24-40	.600	18-41-59	2.4	33-0	11-35	6-9	82/3.3
A. Williams	13/2	122	11-28	.393	2-3	.667	12-15	.800	10-13-23	1.8	14-0	8-18	2-3	36/2.8
J. Frenchwood	6/0	36	2-5	.400	1-3	.333	2-4	.500	0-2-2	0.3	2-0	2-2	0-0	7/1.2
B. Jang	13/0	68	3-13	.231	1-3	.333	3-10	.300	0-2-2	0.2	10-0	4-6	0-4	10/0.8
A. Day	8/0	34	3-11	.273	0-0	.000	0-3	.000	3-3-6	0.8	5-0	2-6	0-1	6/0.8
SJSU	26	5250	612-1430	.428	78-252	.310	375-549	.683	903	34.7	521-12	319-455	55-150	1677/64.5
OPP	26	5250	653-1379	.474	138-370	.373	391-580	.674	802	30.8	478-11	380-388	98-185	1835/70.6

* - Big West Conference contest

1993-94 (15-12, 11-7 Big West)

COACH: Stan Morrison

ASSISTANTS: Stan Stewart &

Brad Winslow

CAPTAINS: Jason Allen, Terry Cannon

Nov.	26	#Gonzaga (N)	W	98-87
	27	#Stanford (A)	L	58-69
Dec.	1	Santa Clara (N+)	L	61-69
	4	Fresno State (A)	W	69-67
	7	Saint Mary's (Calif.) (H)	L	66-75
	11	Loyola Marymount (H)	W-OT	95-90
	23	#16 Minnesota (H+)	L	53-66
	30	Montana State (H)	W-OT	74-69
Jan.	3	*Nevada (A)	W-OT	82-78
	5	*Utah State (A)	L	48-57
	8	*Pacific (A)	L	67-69
	15	*CS Long Beach (H)	L	71-78
	17	*UC Santa Barbara (H)	W	72-50
	20	*CS Fullerton (A)	W	69-63
	22	*UC Irvine (A)	W	89-76
	27	*#25 New Mexico St. (H)	L	59-60
	29	*UNLV (H)	W	92-77
Feb.	3	*UC Irvine (H)	W	72-67
	5	*CS Fullerton (H)	W	84-82
	10	*UC Santa Barbara (A)	W	62-53
	12	*CS Long Beach (A)	L	66-73
	19	*Pacific (H)	L	62-78
	24	*Utah State (H)	L	64-67
	26	*Nevada (H)	W	96-83
Mar.	3	*UNLV (A)	W	80-74
	5	*New Mexico St. (A)	W-OT	71-67
	11	**UNLV (N)	L	69-83

– Stanford Fry's Invitational
 (N+ / H+) – Played at the San Jose Arena
 * – Big West Conference contest
 ** – Big West Conference Tournament

1993-94 Individual Statistics

Player	G/S	Min	FG-FGA	Pct.	3FG-3FGA	Pct.	FT-FTA	Pct.	REB	Avg.	PF-D	A-TO	Blk-S	Pts./Avg.
T. Cannon	27/27	835	147-301	.488	37-103	.359	72-107	.673	21-57-78	2.9	61-2	59-65	3-35	403/14.9
J. Allen	27/27	766	129-289	.446	46-126	.365	35-50	.700	27-63-90	3.3	58-1	24-26	6-10	339/12.6
M. Brotherton	27/26	644	82-177	.463	1-1	1.000	62-87	.713	49-92-141	5.2	83-3	12-40	24-11	227/8.4
L. Mitchel	27/22	713	72-170	.424	8-34	.235	65-81	.802	38-60-98	3.6	76-2	65-54	1-36	217/8.0
D. Greene	27/14	630	55-108	.509	5-12	.417	43-62	.694	46-59-105	3.9	58-0	13-30	4-12	158/5.9
L. Shepherd	20/0	285	35-87	.402	2-10	.200	34-47	.723	26-27-53	2.7	26-0	27-24	3-11	106/5.3
R. Hammonds	26/3	400	54-114	.474	0-0	.000	29-50	.580	27-50-77	3.0	53-0	7-25	11-11	137/5.3
A. Gardiner	25/10	504	51-135	.378	0-1	.000	28-44	.636	44-51-95	3.8	82-0	22-41	1-9	130/5.2
J. Zavala	27/5	370	34-87	.391	11-29	.379	41-58	.707	16-35-51	1.9	58-0	55-50	6-24	120/4.4
A. Day	5/0	39	3-12	.250	1-1	1.000	10-13	.769	2-6-8	1.6	3-0	1-2	0-0	17/3.4
A. Williams	22/1	167	21-49	.429	3-7	.429	15-31	.484	18-21-39	1.8	16-0	5-9	1-4	60/2.7
R. Miller	14/0	78	8-15	.533	0-0	.000	6-7	.857	1-18-19	1.4	16-0	1-6	5-1	22/1.6
M. Williams	2/0	13	0-2	.000	0-0	.000	2-2	1.000	0-1-1	0.5	1-0	0-1	0-1	2/1.0
T. Clayton	13/0	40	2-14	.143	0-4	.000	4-6	.667	4-2-6	0.5	8-0	5-1	1-2	8/0.6
T. Gilley	6/0	12	1-5	.200	1-4	.250	0-0	.000	0-0-0	0.0	0-0	0-0	0-0	3/0.5
B. Heidger	3/0	4	0-1	.000	0-0	.000	0-0	.000	0-0-0	0.0	0-0	0-0	0-0	0/0.0
SJSU	27	5500	694-1566	.443	115-332	.346	446-645	.691	945	35.0	599-8	296-377	72-146	1949/72.2
OPP	27	5500	659-1459	.452	131-395	.332	478-730	.655	936	34.7	565	351-426	72-146	1927/71.4

1994-95 (4-23, 3-15 Big West)

COACH: Stan Morrison

ASSISTANTS: Stan Stewart, Brad Winslow & Keith Moss

CAPTAINS: Mike Brotherton, Darren Greene

Nov.	29	Loyola Marymount (A)	L	59-79
Dec.	3	Stanford (A)	L	52-68
	6	Saint Mary's (Calif.) (A)	L	66-77
	10	Fresno State (H)	L	65-71
	21	Boise State (A)	L	61-70
	23	#11 Minnesota (A)	L	68-115
	29	#BYU (N)	L	61-74
	30	#Alaska Anchorage (N)	W	70-66
Jan.	3	*Nevada (H)	L	56-58
	5	*Utah State (H)	L	62-71
	10	*Pacifc (H)	L	50-71
	14	*CS Long Beach (A)	L	44-62
	16	*UC Santa Barbara (A)	L	51-69
	19	##*CS Fullerton (H)	L	60-69
	22	*UC Irvine (H)	L	74-85
	26	*(#19) New Mexico St. (A)	L	66-75
	28	*UNLV (A)	L	59-80
Feb.	4	*Pacifc (A)	L	56-73
	9	*UC Santa Barbara (H)	L	66-71
	11	*CS Long Beach (H)	L	70-83
	16	*UC Irvine (A)	L	49-79
	18	*CS Fullerton (A)	W	86-77
	23	*New Mexico St. (H)	W-OT	91-86
	25	*UNLV (H)	W	86-75
Mar.	2	*Utah State (A)	L	69-89
	4	*Nevada (A)	L	70-82
	9	**UNLV (N)	L	66-77

– Cable Car Classic, San Jose Arena, San Jose, Calif.

– Game forfeited to SJSU by action of the NCAA

* – Big West Conference contest

** – Big West Conference Tournament

1994-95 Individual Statistics

Player	G/S	Min	FG-FGA	Pct.	3FG-3FGA	Pct.	FT-FTA	Pct.	REB	Avg.	PF-D	A-TO	Blk-S	Pts./Avg.
B. Quinet	27/27	793	108-301	.359	47-149	.315	87-109	.798	16-68-84	3.1	95-6	47-79	2-28	350/13.0
M. Brotherton	27/27	630	95-204	.466	0-1	.000	67-91	.736	44-82-126	4.7	96-8	13-45	14-10	257/9.5
D. Greene	27/27	812	85-172	.494	4-18	.222	63-100	.630	63-74-137	5.1	63-0	36-46	2-15	237/8.8
T. Addison	27/25	747	83-202	.411	43-117	.368	14-32	.438	28-57-85	3.1	69-2	54-68	4-29	223/8.3
J. Bacon	27/0	492	67-180	.372	30-79	.380	42-54	.778	29-51-80	3.0	54-1	43-56	2-11	206/7.6
M. Williams	27/17	648	41-138	.297	3-10	.300	71-92	.772	30-61-91	3.4	43-0	70-79	9-21	156/5.8
T. Wilborn	27/11	596	46-110	.418	1-2	.500	37-55	.673	43-45-88	3.3	49-1	25-33	7-18	130/4.8
R. Miller	20/0	213	23-53	.434	0-1	.000	6-13	.462	14-32-46	2.3	48-3	4-14	16-2	52/2.6
B. McKnight	18/0	146	15-27	.556	0-0	.000	9-15	.600	6-19-25	1.4	17-1	3-2	3-4	39/2.2
K. Baker	19/0	117	15-44	.341	2-4	.500	4-15	.267	7-16-23	1.2	17-0	2-10	1-3	36/1.9
R. Taylor	14/1	150	7-33	.212	1-4	.250	11-17	.647	7-12-19	1.4	23-0	3-12	1-4	26/1.9
A. De La Nuez	16/0	63	6-18	.333	1-6	.167	5-6	.833	0-8-8	0.5	9-0	4-6	0-4	18/1.1
D. Owens	3/0	4	1-1	1.000	1-1	1.000	0-0	.000	0-0-0	0.0	0-0	0-0	0-1	3/1.0
T. Clayton	3/0	14	0-5	.000	0-2	.000	0-0	.000	0-3-3	1.0	0-0	2-0	0-0	0/0.0
SJSU	27	5425	592-1488	.398	133-394	.338	416-599	.694	906	33.6	583-22	306-456	61-150	1733/64.2
OPP	27	5425	703-1498	.469	152-399	.381	494-735	.672	992	36.7	537-13	403-403	83-190	2052/76.0

1995-96 (13-17, 9-9 Big West)

BIG WEST CONFERENCE TOURNAMENT

CHAMPION

NCAA TOURNAMENT PARTICIPANT

COACH: Stan Morrison

ASSISTANTS: Stan Stewart, Keith Moss,

Lossie Mitchel

CAPTAINS: Darren Greene, Roy Hammonds

Nov.	28	Saint Mary's (H)	L	60-61
Dec.	1	Santa Clara (H+)	L	51-79
	5	Fresno State (A)	L	68-92
	8	+Ball State (N)	L	64-80
	9	+SE Missouri State (N)	L	48-55
	20	Portland (H)	W	87-79
	23	Pepperdine (H)	L	76-80
	27	Washington State (H)	L	74-90
Jan.	2	*CS Fullerton (A)	W	88-77
	4	*UC Irvine (A)	L	70-78
	8	*New Mexico State (H)	W	74-60
	10	*UNLV (H)	W	66-64
	13	*Nevada (A)	L	64-83
	15	*Utah State (A)	L-OT	58-60
	20	*Pacific (A)	L	60-81
	25	*CS Long Beach (H)	L	63-76
	27	*UC Santa Barbara (H)	L	77-80
Feb.	1	*UNLV (A)	L	75-84
	3	*New Mexico State (A)	L	73-74
	8	*Utah State (H)	W	68-65
	10	*Nevada (H)	W	96-91
	17	*Pacific (H)	W	79-73
	22	*UC Santa Barbara (A)	W	69-66
	24	*CS Long Beach (A)	L	86-105
	29	*UC Irvine (H)	W	81-70
Mar.	3	*CS Fullerton (H)	W	90-80
	8	#Pacific (N)	W	77-57
	9	#UC Irvine (N)	W	71-67
	10	#Utah State (N)	W-OT	76-75
	14	\$\$#2 Kentucky (N)	L	72-110

(H+) – San Jose Arena

+ – Illini/Pepsi Classic

* – Big West Conference contest

– Big West Tournament game

\$\$ – NCAA Tournament Midwest Regional
1st Round

1995-96 Individual Statistics

Player	G/S	Min	FG-FGA	Pct.	3FG-3FGA	Pct.	FT-FTA	Pct.	REB	Avg.	PF-D	A-TO	Blk-S	Pts./Avg.
O. Saint-Jean	25/25	698	148-332	.446	18-65	.277	117-158	.741	57-100-157	6.3	88-4	64-87	22-25	431/17.2
S. Allen	30/29	750	163-282	.578	6-15	.400	74-153	.484	63-85-148	4.9	96-4	14-74	28-20	406/13.5
R. Hammonds	30/30	904	142-304	.467	2-6	.333	58-87	.667	68-120-188	6.3	81-0	20-50	18-42	344/11.5
T. Addison	30/29	979	88-226	.389	45-143	.315	62-76	.816	24-68-92	3.1	83-1	117-86	4-46	283/9.4
M. Williams	30/19	815	55-149	.369	9-36	.250	48-75	.640	44-73-117	3.9	71-2	72-61	2-24	167/5.6
R. Taylor	30/1	534	47-110	.427	2-3	.667	59-81	.728	34-45-79	2.6	71-2	27-30	7-12	155/5.2
D. Greene	30/15	664	61-116	.526	4-19	.211	24-44	.545	39-79-118	3.9	61-0	35-49	6-12	150/5.0
T. Wilborn	7/0	123	10-20	.500	0-1	.000	8-13	.615	6-10-16	2.3	13-0	6-10	2-4	28/4.7
J. Bacon	29/1	372	39-125	.312	9-57	.158	39-55	.709	16-38-54	1.9	35-0	47-46	2-15	126/4.3
C. Clark	2/0	9	3-6	.500	0-0	.000	0-2	.000	1-1-2	1.0	6-1	0-0	0-0	6/3.0
L. Campbell-Hall	22/0	167	22-73	.301	4-29	.138	5-8	.625	2-5-7	0.3	17-0	17-30	0-6	53/2.4
B. Quinet	1/1	20	0-6	.000	0-4	.000	2-3	.667	1-1-2	2.0	1-0	2-1	0-0	2/2.0
K. Kavanagh	8/0	15	4-7	.571	0-0	.000	2-8	.250	1-4-5	0.6	4-0	1-2	1-0	10/1.3
SJSU	30	6050	782-1756	.445	99-378	.262	498-763	.653	1077	35.9	597-12	422-531	92-208	2161/72.0
OPP	30	6050	827-1778	.465	173-477	.363	465-712	.653	1081	36.0	616	468-515	71-214	2292/76.4

1996-97 (13-14, 5-11 WAC)

COACH: Stan Morrison

ASSISTANTS: Stan Stewart, Keith Moss,

Bill McClintock

CAPTAINS: Tito Addison, Olivier Saint-Jean

Nov.	24	Saint Mary's (A)	W	66-64
	26	San Diego (H)	L	51-66
Dec.	1	Santa Clara (H+)	W	76-65
	3	Pepperdine (A)	W	70-64
	9	Cal Poly Pomona (H)	W	68-55
	11	USF (H)	W	65-53
	14	Portland (A)	W-2OT	92-88
	22	Washington State (A)	L	54-95
	27	+ #19 Alabama (H+)	W-OT	60-59
	28	+Detroit Mercy (H+)	W	63-56
Jan.	2	*UNLV (H)	L	63-71
	4	*Tulsa (H)	L	58-66
	11	*Fresno State (A)	L	53-80
	16	*Air Force (H)	W	62-45
	23	*Wyoming (A)	L	59-75
	25	*Colorado State (A)	L	76-80
	30	*Hawai'i (H)	L	74-87
Feb.	1	*San Diego State (H)	W	76-72
	6	*Fresno State (H)	L	61-66
	10	*(#21) Tulsa (A)	L	75-91
	13	*Air Force (A)	W	88-77
	15	*UNLV (A)	L	73-77
	20	*Colorado State (H)	L	64-66
	22	*Wyoming (H)	W	67-62
	27	*San Diego State (A)	W	65-63
Mar.	1	*Hawai'i (A)	L	76-83
	4	##11 New Mexico (N)	L	70-103

(H+) – San Jose Arena

+ – Comerica Cable Car Classic

* – Western Athletic Conference contest

– WAC Tournament game

1996-97 Individual Statistics

Player	G/S	Min	FG-FGA	Pct.	3FG-3FGA	Pct.	FT-FTA	Pct.	REB	Avg.	PF-D	A-TO	Blk-S	Pts./Avg.
O. Saint-Jean	26/26	868	225-457	.492	26-71	.366	143-196	.730	79-150-229	8.8	63-0	28-68	19-39	619/23.8
B. Quinet	27/26	770	116-290	.400	30-110	.273	72-99	.727	17-41-58	2.1	80-3	59-69	0-22	334/12.4
T. Addison	27/27	831	103-251	.410	34-115	.296	46-60	.767	40-63-103	3.8	56-2	84-65	4-50	286/10.6
M. Williams	27/10	740	50-135	.370	1-13	.077	44-69	.638	50-73-123	4.6	49-0	58-41	0-21	145/5.4
R. Taylor	26/24	679	41-110	.373	0-0	.000	27-47	.574	49-53-102	3.9	84-5	30-54	7-16	109/4.2
J. Bacon	5/0	41	8-16	.500	1-1	1.000	1-2	.500	1-4-5	1.0	4-0	1-3	0-0	18/3.6
T. Lowery	26/5	402	40-90	.444	0-6	.000	8-16	.500	26-41-67	2.6	48-2	12-0	11-10	88/3.4
L. Campbell-Hall	11/0	101	14-39	.359	5-17	.294	4-6	.667	5-5-10	0.9	15-0	8-10	0-3	37/3.4
R. Hite	26/5	431	25-73	.342	11-34	.324	14-25	.560	22-39-61	2.3	41-1	55-34	5-22	75/2.9
K. Kavanagh	20/8	219	17-39	.436	0-0	.000	18-26	.692	30-18-48	2.4	37-1	8-16	6-11	52/2.6
K. Baker	17/0	143	13-40	.325	0-2	.000	8-18	.444	8-15-23	1.4	16-0	5-7	1-3	34/2.0
G. Anstey	10/2	129	9-23	.391	0-0	.000	2-4	.500	11-11-22	2.2	15-0	0-10	8-0	20/2.0
C. Clark	14/2	116	2-13	.154	0-0	.000	4-8	.500	6-6-12	0.9	27-1	2-4	3-2	8/0.6
A. Grant	1/0	5	0-0	.000	0-0	.000	0-0	.000	0-1-1	1.0	1-0	1-0	0-0	0/0.0
SJSU	27	5475	663-1576	.421	108-369	.293	391-576	.679	956	35.4	536-15	351-416	64-199	1825/67.6
OPP	27	5475	694-1480	.469	144-414	.348	397-608	.653	908	33.6	515	404-434	69-170	1929/71.4

1997-98 (3-23, 1-13 WAC)

COACH: Stan Morrison

ASSISTANTS: Stan Stewart, Gary Patterson,

Bill McClintock

CAPTAIN: Marmet Williams

Nov.	18	Pacific (H)	L	59-72
	21	San Diego (A)	L	41-81
	25	USF (A)	L	52-84
	29	#10 New Mexico (A)	L	57-86
Dec.	2	Santa Clara (N+)	L	49-65
	10	#CS Sacramento (H)	W	60-49
	18	Saint Mary's (Calif.) (H)	W	71-67
	22	Colorado State (H)	L	41-58
	27	Montana (H)	L	39-69
	30	Northern Arizona (H)	L	64-77
Jan.	3	Loyola Marymount (A)	L	68-76
	8	*SMU (A)	L	72-81
	10	*TCU (A)	L	65-104
	15	*Rice (H)	L	50-61
	17	*Tulsa (H)	L	52-77
	21	Colorado State (A)	L	52-81
	29	*San Diego State (A)	L	75-88
	31	*Hawai'i (A)	L	62-68
Feb.	7	*#22 TCU (H)	L	84-119
	9	*SMU (H)	L	51-77
	12	*Tulsa (A)	L	55-68
	14	*Rice (A)	L	59-72
	18	*Fresno State (H)	L	81-89
	21	*Fresno State (A)	L	70-95
	26	*Hawai'i (H)	L	48-65
	28	*San Diego State (H)	W	74-66

-- game forfeited by San José State

(N+) -- San Jose Arena

• -- Western Athletic Conference contest

1997-98 Individual Statistics

Player	G/S	Min	FG-FGA	Pct.	3FG-3FGA	Pct.	FT-FTA	Pct.	REB	Avg.	PF-D	A-TO	Blk-S	Pts./Avg.
M. Quinney	26/22	901	141-371	.380	63-174	.362	65-88	.739	19-64-83	3.2	63-4	74-61	0-31	410/15.8
M. Williams	26/25	938	96-272	.353	19-65	.292	102-130	.785	66-113-179	6.9	59-2	118-92	5-22	313/12.0
R. Hite	6/6	194	22-61	.361	5-14	.357	1-1	1.000	10-12-22	3.7	13-0	18-18	0-5	50/8.3
S. Murray	26/15	618	89-201	.443	1-2	.500	33-50	.660	58-72-130	5.0	95-5	20-51	0-11	212/8.2
W. Trawick	26/22	681	79-182	.434	0-0	.000	35-66	.530	54-112-166	6.4	78-4	22-49	25-19	193/7.4
B. Kennett	26/13	604	41-113	.363	0-2	.000	29-43	.674	22-46-68	2.6	33-0	25-19	14-8	111/4.3
S. McCullough	24/11	470	40-124	.323	10-40	.250	5-11	.455	18-35-53	2.2	21-0	23-19	1-4	95/4.0
L. Campbell-Hall	11/5	152	15-60	.250	3-22	.136	3-9	.333	1-13-14	1.3	13-0	9-19	0-3	36/3.3
B. Boe	22/6	347	24-66	.364	7-25	.280	15-22	.682	10-25-35	1.6	27-0	20-32	0-8	70/3.2
M. Mertens	18/5	211	21-58	.362	0-1	.000	6-11	.545	12-24-36	2.0	31-1	5-18	4-4	48/2.7
J. Curtis	6/0	25	2-5	.400	1-1	1.000	2-4	.500	1-1-2	0.3	2-0	1-4	1-0	7/1.2
R. Cooks	12/0	59	1-15	.067	0-3	.000	4-7	.571	3-4-7	0.6	9-0	4-8	1-0	6/0.5
SJSU	26	5200	571-1528	.374	109-349	.312	300-442	.679	886	34.1	444-16	339-397	63-115	1551/59.7
OPP	26	5200	728-1586	.459	169-449	.376	370-525	.705	1046	40.2	433-5	456-354	109-170	1995/76.7

1998-1999 (12-15, 5-9 WAC)

COACH: Phil Johnson

ASSISTANTS: Mike Kruszynski, Eddie Hill,

Gary Patterson

CAPTAINS: Shawn McCullough, Will Trawick

Nov.	13	Arizona State (A)	L	49-68
	18	Saint Mary's (Calif.) (A)	L	56-75
	22	Cal State Northridge (H)	W	89-77
	24	Pacific (A)	L	44-52
	27	Menlo College (H)	W	77-36
Dec.	1	Santa Clara (N+)	L-OT	73-74
	5	Montana (A)	W	79-52
	9	CS Sacramento (H)	W	59-56
	19	Eastern Washington (H)	W	63-47
	22	Portland (H)	W	74-52
	27	CS Fullerton (H)	W	84-59
	30	UC Santa Barbara (A)	L	66-68
Jan.	2	Pepperdine (H)	L	46-65
	7	*Fresno State (H)	W	91-64
	13	*#16 New Mexico (H)	L-OT	81-82
	16	*UTEP (H)	W-OT	64-63
	21	*BYU (A)	L	44-75
	23	*Utah (A)	L	54-70
	28	*Hawai'i (H)	W	70-55
	30	*San Diego State (H)	W	82-57
Feb.	4	*Fresno State (A)	L	52-57
	11	*New Mexico (A)	L	46-82
	13	*UTEP (A)	L-OT	64-70
	18	*#12 Utah (H)	L	49-71
	20	*BYU (H)	W-OT	76-74
	25	*Hawai'i (A)	L	62-65
	27	*San Diego State (A)	L	72-75
Mar.	2	#Rice (N)	L	61-64

(N+) – Played at the San Jose Arena

* – Western Athletic Conference contest

– WAC Tournament game

1998-99 Individual Statistics

Player	G/S	Min	FG-FGA	Pct.	3FG-3FGA	Pct.	FT-FTA	Pct.	REB	Avg.	PF-D	A-TO	Blk-S	Pts./Avg.	
T. Richmond	28/21	814	117-285	.411	43-115	.374	65-101	.644	15-55-70	2.5	65-2	44-51	1-32	342/12.2	
B. Sanders	20/11	513	78-164	.476	7-21	.333	62-100	.620	25-35-60	3.0	42-1	73-47	7-27	225/11.3	
M. Quinney	28/26	934	96-254	.378	60-162	.370	41-66	.621	15-54-69	2.5	84-3	108-65	0-37	293/10.5	
W. Trawick	28/26	829	117-229	.511	0-0	.000	59-95	.621	78-151-229	8.2	77-5	21-57	9-26	293/10.5	
S. Murray	28/21	579	89-176	.506	0-2	.000	53-79	.671	39-68-107	3.8	105-8	11-43	22-20	231/8.3	
C. Powell	25/21	677	58-131	.443	13-32	.406	35-57	.614	18-52-70	2.8	93-6	96-61	0-27	164/6.6	
E. Griffin	27/8	440	46-102	.451	0-0	.000	27-46	.587	36-42-78	2.9	87-6	13-31	1-13	119/4.4	
S. McCullough	28/4	496	29-77	.377	5-21	.238	24-33	.727	27-40-67	2.4	31-0	23-27	5-10	87/3.1	
U. Preston	9/0	112	7-21	.333	4-9	.444	0-2	.000	7-7-14	1.6	5-0	1-4	1-1	18/2.0	
B. Kennett	21/1	206	16-44	.364	0-2	.000	1-2	.500	13-17-30	1.4	19-0	5-8	4-3	33/1.6	
K. Moummad	3/0	3	1-2	.500	0-0	.000	1-1	1.000	0-0-0	0.0	0-0	0-0	0-0	3/1.0	
M. Mertens	20/1	147	8-20	.400	0-1	.000	3-6	.500	3-23-26	1.3	15-0	2-10	3-1	19/0.9	
TEAM												0-16			
DEADBALL REBOUNDS -			SJSU - 108/57			OPP - 121/50									
SJSU		28	5750	662-1505	.440	132-365	.362	371-588	.631	920	32.9	623-31	397-420	53-197	1827/65.2
OPP		28	5750	595-1334	.446	148-401	.369	467-677	.690	860	30.7	511-9	353-475	100-175	1805/64.5

1999-2000 (15-15, 6-8 WAC)

COACH: Steve Barnes

ASSISTANTS: Patrick Springer,
Lorenzo Watkins

CAPTAIN: R.J. Powell

Nov.	20	San Francisco State (H)	W	61-33
	24	UC Santa Barbara (H)	W	62-41
	27	Northern Arizona (A)	W	49-46
Dec.	1	Santa Clara (N+)	L	42-50
	4	Portland (A)	L	39-47
	7	California (A)	L	52-67
	11	CS Fullerton (A)	L	44-68
	13	Menlo College (H)	W	70-46
	18	Saint Mary's (Calif.) (H)	W	54-45
	21	#BYU-Hawaii (A)	W	75-56
	22	#South Florida (N)	W	71-63
	23	#Colorado State (N)	L	57-61
	30	CS Northridge (A)	L	53-71
Jan.	3	Notre Dame (Calif.) (H)	W	71-64
	8	Brown (H)	W	64-59
	13	*TCU (H)	L	60-69
	15	*SMU (H)	W	62-49
	20	*#15 Tulsa (A)	L	41-67
	22	*Rice (A)	W	58-56
	29	*Hawaii (A)	L-OT	75-84
Feb.	3	*Fresno State (H)	L-OT	76-82
	5	*UTEP (H)	W	47-44
	10	*SMU (A)	L	51-62
	12	*TCU (A)	L	73-78
	17	*Rice (H)	W-OT	52-48
	19	*#13 Tulsa (H)	L	56-64
	26	*Hawaii (H)	W	67-50
Mar.	1	*Fresno State (A)	L	74-77
	4	*UTEP (A)	W	70-61
	9	#TCU (N)	L	71-84

-- Pearl Harbor Invitational

(N+) -- Played at the San Jose Arena

* -- Western Athletic Conference contest

-- WAC Tournament game

1999-2000 Individual Statistics

Player	G/S	Min	FG-FGA	Pct.	3FG-3FGA	Pct.	FT-FTA	Pct.	REB	Avg.	PF-D	A-TO	Blk-S	Pts./Avg.
C. Powell	17/0	361	88-198	.441	12-35	.343	29-45	.644	58-52-110	0.3	25-2	5-27	0-8	217/12.8
B. Landram	30/30	989	117-295	.397	74-197	.376	74-109	.679	10-108-118	3.9	60-1	37-60	10-15	382/12.7
D. Williams	30/30	1019	148-304	.487	0-6	.000	56-94	.596	107-152-259	8.6	87-6	53-72	43-16	352/11.7
R.J. Powell	29/29	993	72-193	.373	23-70	.329	40-71	.563	11-70-81	2.8	75-3	110-71	5-41	207/7.1
K. Blunt	26/9	504	64-123	.520	0-0	.000	30-50	.600	47-66-113	4.3	68-4	14-29	12-6	158/6.1
D. Egans	28/21	580	57-172	.331	13-54	.241	24-41	.585	9-35-44	1.6	36-0	26-30	1-6	151/5.4
B. Sanders	28/10	621	45-128	.352	4-18	.222	37-72	.514	23-58-81	2.9	48-2	44-54	10-23	131/4.7
M. Garrett	6/0	105	8-33	.242	2-9	.222	8-14	.571	2-9-11	1.8	4-0	3-3	0-4	26/4.3
E. Griffin	28/21	541	47-79	.595	0-0	.000	20-45	.444	67-74-141	5.0	87-5	15-32	1-11	114/4.1
J. Poole	6/0	96	7-26	.269	0-6	.000	3-6	.500	0-6-6	1.0	10-0	7-8	1-0	17/2.8
B. Lilly	6/0	51	4-13	.308	2-9	.222	5-6	.833	0-8-8	1.3	4-0	1-3	0-1	15/2.5
L. Felder	10/0	85	6-21	.286	0-1	.000	2-7	.286	2-8-10	1.0	18-0	0-4	3-5	14/1.4
B. Collins	13/0	130	3-10	.300	1-1	1.000	6-12	.500	7-10-17	1.3	8-0	3-10	0-2	13/1.0
SJSU	30	6075	666-1595	.418	131-406	.323	334-572	.584	1097	36.6	531-23	318-410	87-138	1797/59.9
OPP	30	6075	614-1549	.396	172-569	.302	392-576	.681	965	32.2	536-15	392-383	100-177	1792/59.7

2000-01 (14-14, 6-10 WAC)

COACH: Steve Barnes

ASSISTANTS: Patrick Springer,
Richard Lucas, Don Funk

CAPTAINS: Billy Landram, Darnell Williams

Nov.	18	CS Hayward (H)	W-OT	70-64
	21	UC Riverside (A)	W-OT	58-55
	26	Saint Mary's (A)	W	82-68
	29	Santa Clara (H)	L	56-71
Dec.	2	Eastern Washington (A)	L	62-71
	6	Warner Pacific (H)	W	80-41
	9	Pepperdine (A)	L	60-62
	16	Pacific (H)	W	62-56
	20	CS Sacramento (A)	W	83-58
	22	UC Santa Cruz (H)	W	58-49
	30	UC Riverside (H)	W	51-50
Jan.	4	*SMU (A)	L	59-69
	6	*TCU (A)	L	58-65
	11	*Tulsa (H)	L	57-63
	13	*UTEP (H)	L	67-71
	20	*Hawai'i (A)	L-OT	64-65
	25	*Tulsa (A)	L	60-76
	27	*Rice (A)	W	54-44
Feb.	1	*Nevada (H)	W	71-47
	3	*#19 Fresno State (H)	L	75-86
	8	*#23 Fresno State (A)	L	57-82
	11	*Nevada (A)	W	67-64
	15	*Rice (H)	W	57-53
	18	*SMU (H)	W	81-51
	22	*UTEP (A)	L	52-72
	24	*TCU (H)	W-OT	91-90
Mar.	1	*Hawai'i (H)	L	61-71
	8	#Tulsa (A)	L	53-64

* – Western Athletic Conference contest

– WAC Tournament game

2000-01 Individual Statistics

Player	G/S	Min	FG-FGA	Pct.	3FG-3FGA	Pct.	FT-FTA	Pct.	REB	Avg.	PF-D	A-TO	Blk-S	Pts./Avg.
C. Powell	28/18	790	165-331	.498	16-54	.296	34-50	.680	74-125-199	7.1	53-2	34-57	12-31	380/13.6
D. Williams	28/26	922	140-258	.543	1-2	.500	70-91	.769	72-132-204	7.3	91-7	64-66	32-22	351/12.5
M. Garrett	25/24	831	103-260	.396	44-107	.411	55-65	.846	9-61-70	2.8	53-2	50-58	8-22	305/12.2
B. Landram	28/28	906	74-214	.346	32-118	.271	71-90	.789	11-73-84	3.0	64-2	53-61	9-13	251/9.0
M. Thurmond	28/2	522	56-112	.500	0-0	.000	44-56	.786	55-54-109	3.9	75-3	15-29	13-14	156/5.6
T. Knight	7/0	106	9-13	.692	0-0	.000	17-32	.531	7-16-23	3.3	16-0	2-3	1-2	25/5.0
C. Funderburk	11/4	232	20-49	.408	0-2	.000	14-23	.609	4-18-22	2.0	24-0	15-21	1-9	54/4.9
S. Sonnenberg	28/9	470	46-111	.414	20-52	.385	21-27	.778	2-21-23	0.8	36-0	49-47	1-3	133/4.8
A. Valentine	13/3	246	20-54	.370	4-20	.200	14-31	.452	3-23-26	2.0	21-0	8-17	0-9	58/4.5
D. Granucci	28/25	582	26-59	.441	0-0	.000	17-27	.630	36-86-122	4.4	86-5	27-31	11-8	69/2.5
B. Okunrinboye	14/1	93	4-10	.400	3-7	.429	3-6	.500	0-8-8	0.6	4-0	15-13	0-1	14/1.0
SJSU	28	5700	663-1471	.451	120-362	.331	360-498	.723	310-670-980	35.0	524-21	332-410	88-134	1806/64.5
OPP	28	5700	609-1467	.415	158-510	.310	402-578	.696	261-550-811	29.0	476-8	360-343	88-63	1778/63.5

2001-02 (10-22, 4-14 WAC)

COACH: Steve Barnes

ASSISTANTS: Patrick Springer,
Tyson Aye, Don Funk

CAPTAINS: David Granucci, Marion Thurmond

Nov.	14	+Fairleigh Dickinson (N)	W	65-57
	15	+North Carolina St. (A)	L	56-78
	16	+Northwestern (A)	L	51-59
	21	CS Sacramento (H)	W	62-60
	27	Santa Clara (A)	L	63-65
	30	++Nebraska Omaha (N)	L	59-65
Dec.	1	++Iowa State (A)	W	64-62
	5	Saint Mary's (H)	L	51-59
	8	Pacific (A)	L	59-74
	18	Notre Dame de Namur (H)	W	78-65
	20	Vanguard (H)	L	70-72
	22	Mount Saint Mary's (H)	W	91-72
	27	*Nevada (H)	L-OT	85-91
	29	*Fresno State (H)	L	68-80
Jan.	3	*Boise State (A)	L	52-61
	5	*UTEP (A)	L	65-66
	10	*SMU (H)	L	66-68
	12	*Louisiana Tech (H)	L	61-78
	19	*Hawaii (H)	W	57-53
	24	*Tulsa (A)	L	54-78
	26	*Rice (A)	L	58-70
	31	*UTEP (H)	W	67-62
Feb.	2	*Boise State (H)	W	62-51
	7	*Louisiana Tech (A)	L	53-77
	9	*SMU (A)	L	55-84
	16	*Hawaii (A)	L	46-71
	21	*Rice (H)	L	46-62
	23	*Tulsa (H)	L	72-82
	28	*Fresno State (A)	L	60-72
Mar.	2	*Nevada (A)	W	76-72
	5	#Rice (N)	W	58-57
	7	#Hawaii (N)	L	56-71

+ – BCA Tournament (Raleigh, N.C.)
 ++ – Cyclone Challenge (Ames, Iowa)
 * – Western Athletic Conference contest
 # – WAC Tournament game

2001-02 Individual Statistics

Player	G/S	Min	FG-FGA	Pct.	3FG-3FGA	Pct.	FT-FTA	Pct.	REB	Avg.	PF-D	A-TO	Blk-S	Pts./Avg.
B. Hawkins	23/22	808	108-237	.456	10-29	.345	142-180	.789	23-65-88	3.8	62-0	99-77	3-19	368/16.0
M. Thurmond	32/30	937	149-311	.479	0-0	.000	72-109	.661	93-145-238	7.4	88-2	26-65	31-28	370/11.6
P. Calvert	32/16	732	103-266	.387	56-138	.406	51-73	.699	42-65-107	3.3	77-4	31-41	3-15	313/9.8
M. Alvarez	32/11	710	80-233	.343	58-175	.331	21-35	.600	8-53-61	1.9	41-0	36-31	1-21	239/7.5
G. Black	32/23	690	78-226	.345	35-125	.280	22-30	.733	15-78-93	2.9	54-0	26-42	7-18	213/6.7
A. Valentine	29/12	566	61-149	.409	8-35	.229	44-74	.595	51-82-133	4.6	54-0	19-46	4-11	174/6.0
D. Granucci	32/32	926	56-102	.549	0-0	.000	32-69	.464	64-81-145	4.5	100-6	49-52	16-18	144/4.5
R. Davis	31/5	456	24-79	.304	10-34	.294	9-21	.429	3-27-30	1.0	38-0	43-38	0-4	67/2.2
J. Jenkins	30/1	274	22-53	.415	0-1	.000	9-20	.450	18-28-46	1.5	36-0	17-14	2-6	53/1.8
B. Okunrinboye	21/8	188	8-23	.348	5-16	.312	7-12	.583	2-20-22	1.0	15-0	14-14	0-4	28/1.3
E. Washington	8/0	99	4-20	.200	0-4	.000	2-2	1.000	8-5-13	1.6	15-1	3-9	0-2	10/1.2
K. Guilbeaux	6/0	18	2-3	.667	1-1	1.000	2-2	1.000	1-1-2	0.3	1-0	0-6	0-0	7/1.2
S. Sonnenberg	3/0	21	0-4	.000	0-3	.000	0-0	.000	0-1-1	0.3	1-0	2-3	0-0	0/0.0
TEAM													0-5	
DEADBALL REBOUNDS			SJSU - 117		OPP - 121									
SJSU	32	6425	695-1706	.407	183-561	.326	413-627	.659	1062	33.2	582-13	365-443	67-146	1986/62.1
OPP	32	6425	767-1654	.464	199-520	.383	461-664	.694	1015	31.7	563	435-400	88-192	2194/68.6

2002-03 (7-21, 4-14 WAC)

COACH: Phil Johnson

ASSISTANTS: Dennis Cutts, Eric Matthews,
Donald Williams

2002-03 Individual Statistics

				Player	G/S	Min	FG-FGA	Pct.	3FG-3FGA	Pct.	FT-FTA	Pct.	REB	Avg.	PF-D	A-TO	Blk-S	Pts./Avg.		
Nov.	23	Washington State (A)	L	68-76	O. Baker	7/4	153	44-94	.448	0-1	.000	27-49	.551	16-28-44	6.3	9-0	6-13	5-6	115/16.4	
	26	Menlo College (H)	W	98-73	B. Hawkins	27/25	880	121-273	.443	15-52	.288	95-124	.766	40-78-118	4.4	72-2	76-65	1-20	352/13.0	
	30	Santa Clara (A)	W	71-69	A. Lawrence	23/13	566	101-232	.435	8-27	.296	49-68	.721	66-77-143	6.2	80-6	30-51	8-45	259/11.3	
Dec.	4	Saint Mary's (Calif.) (A)	L	62-94	K. West	26/19	688	93-233	.417	7-26	.269	55-83	.663	41-45-86	3.3	68-3	51-61	6-22	248/9.5	
	7	CS Monterey Bay (H)	W	70-52	G. Everage	27/19	607	74-163	.454	0-0	.000	37-77	.481	61-72-133	4.9	42-0	12-28	1-19	185/6.9	
	14	CS Northridge (A)	L	67-92	M. Alvarez	19/4	322	42-82	.512	23-52	.442	12-21	.571	8-19-27	1.4	31-0	17-17	0-15	119/6.3	
	21	Pacific (H)	L	61-70	E. Walton	27/13	455	64-137	.467	0-6	.000	23-43	.535	36-55-91	3.4	69-2	8-26	6-13	151/5.6	
	28	Brown (H)	L	75-86	K. Guilbeaux	20/6	317	40-90	.444	2-6	.333	4-15	.267	13-19-32	1.6	31-0	18-15	0-12	86/4.3	
Jan.	2	*Boise State (A)	L	56-58	B. Lilly	24/5	327	35-97	.361	25-72	.347	5-6	.833	13-26-39	1.6	33-1	11-12	0-5	100/4.2	
	4	*UTEP (A)	L	68-80	S. Sonnenberg	25/15	483	30-113	.265	12-49	.245	10-15	.667	4-20-24	1.0	53-3	46-35	0-8	82/3.3	
	9	*Louisiana Tech (H)	L	67-80	M. Moore	23/9	382	23-59	.390	12-27	.444	6-13	.462	9-16-25	1.1	62-2	63-36	1-20	64/2.8	
	11	*SMU (H)	L	72-79	G. Smith	5/2	49	6-15	.400	1-2	.500	0-0	.000	3-6-9	1.8	5-0	2-3	0-2	13/2.6	
	18	*Hawaii (H)	W	79-67	B. Okunrinboye	25/4	323	17-41	.415	8-27	.296	5-11	.455	6-17-23	0.9	20-0	23-19	0-11	47/1.9	
	23	*Nevada (A)	L	59-86	J. Calderon	12/2	103	4-14	.286	3-7	.429	3-5	.600	2-7-9	0.8	16-0	10-11	0-1	14/1.2	
	25	*Fresno State (A)	L	48-59	A. Lauder	8/0	45	2-5	.400	0-0	.000	2-6	.333	1-5-6	0.8	3-0	0-0	0-1	6/0.8	
Feb.	1	*Rice (H)	L-OT	66-71	TEAM									88						
	6	*SMU (A)	L	69-82	DEADBALL REBOUNDS			SJSU - 100		OPP - 96										
	8	*Louisiana Tech (A)	L	60-65																
	15	*Hawaii (A)	W	55-54																
	19	*Fresno State (H)	L-2OT	70-74																
	22	*Nevada (H)	L	66-74	SJSU	28	5700	696-1638	.425	116-354	.328	333-536	.621	894	31.9	594-19	373	28/200	1841/65.8	
	27	*Rice (A)	L	52-65	OPP	28	5700	689-1413	.488	194-473	.410	461-643	.717	961	34.3	534	421	123-165	2033/72.6	
Mar.	1	*Tulsa (A)	L	53-74																
	6	*UTEP (H)	W-OT	74-73																
	8	*Boise State (H)	L	47-65																
	11	#UTEP (N)	L	80-86																

* – Western Athletic Conference contest

– WAC Tournament game

2003-04 (6-23, 1-17 WAC)

COACH: Phil Johnson

ASSISTANTS: Dennis Cutts, Eric Matthews,
Donald Williams

Nov.	21	Pacific (A)	L	65-76
	25	UC Santa Cruz (H)	W	87-41
	29	Cal Poly (A)	L	62-70
Dec.	3	Santa Clara (H)	L	64-66
	6	CS Northridge (H)	W	55-49
	13	CS Sacramento (H)	W-OT	85-77
	19	+Northern Illinois (N)	W	53-41
	20	+Baylor (N)	W	79-64
	22	+BYU-Hawaii (A)	L	75-85
	30	Harvard (H)	L	53-56
Jan.	3	*Nevada (H)	L	45-74
	5	*Fresno State (H)	L	55-61
	10	*Hawaii (H)	L	76-83
	15	*Louisiana Tech (A)	L	62-73
	17	*SMU (A)	L	58-73
	22	*Boise State (H)	L	54-70
	24	*UTEP (H)	L	72-82
	29	*Tulsa (A)	L	70-86
	31	*Rice (A)	L	49-82
Feb.	7	*Hawaii (A)	L	55-56
	12	*SMU (H)	L	55-62
	14	*Louisiana Tech (H)	W-OT	56-53
	19	*UTEP (A)	L	52-65
	21	*Boise State (A)	L	51-72
	27	*Rice (H)	L	55-61
	29	*Tulsa (H)	L	64-65
Mar.	4	*Fresno State (A)	L	76-81
	6	*Nevada (A)	L	45-74
	9	#Louisiana Tech (N)	L	51-57

+ – Surf'N Slam Tournament (Laie, Hawaii)

* – Western Athletic Conference contest

– WAC Tournament game

2003-04 Individual Statistics

Player	G/S	Min	FG-FGA	Pct.	3FG-3FGA	Pct.	FT-FTA	Pct.	REB	Avg.	PF	A-TO	Blk-S	Pts./Avg.
E. Walton	28/24	718	131-255	.514	0-4	.000	69-87	.793	56-126-182	6.5	90-5	16-42	9-21	331/11.8
M. Chandler	28/12	556	107-200	.535	23-45	.511	36-51	.706	33-83-116	4.1	71-4	16-37	9-9	273/9.8
B. Lilly	29/23	711	85-218	.390	65-139	.409	38-52	.731	3-48-51	1.8	58-0	25-26	1-7	273/9.4
D. Brown	25/16	568	66-170	.388	0-2	.000	55-95	.579	51-48-99	4.0	75-4	27-55	10-38	187/7.5
M. McFadden	26/11	615	66-177	.373	28-81	.346	22-29	.759	8-47-55	2.1	31-1	45-43	4-17	182/7.0
A. Watson	5/0	68	15-28	.536	0-0	.000	2-15	.133	8-6-14	2.8	8-0	0-7	2-0	32/6.4
P. Calvert	25/8	549	57-142	.401	15-47	.319	21-37	.568	18-30-48	1.9	71-6	30-28	8-15	150/6.0
B. Okunrinboye	29/24	784	40-113	.354	21-62	.339	33-40	.825	15-77-92	3.2	59-3	82-46	0-22	134/4.6
G. Everage	4/0	52	6-15	.400	0-0	.000	5-7	.714	3-8-11	2.8	3-0	2-3	1-1	17/4.3
K. Guilbeaux	29/20	758	49-128	.383	0-1	.000	16-33	.485	21-53-74	2.6	60-1	58-37	0-19	114/3.9
K. Wilson	15/1	192	18-40	.450	12-28	.429	3-5	.600	4-12-16	1.1	8-0	22-18	0-6	51/3.4
M. Moore	19/6	232	10-37	.270	6-24	.250	2-7	.286	3-6-9	0.5	34-0	37-17	0-12	28/1.5
L. Holloway	10/0	71	2-4	.500	0-0	.000	3-4	.750	4-5-9	0.9	8-0	1-8	3-2	7/0.7
R. Miller	1/0	1	0-0	.000	0-0	.000	0-0	.000	0-0-0	0.0	0-0	0	0-0	0/0.0
TEAM									80					
DEADBALL REBOUNDS			SJSU - 111		OPP - 114									
SJSU	29	5875	652-1527	.427	170-453	.375	305-462	.660	856	29.5	577-24	361-386	47-169	1779/61.3
OPP	29	5875	632-1435	.440	195-520	.375	498-685	.727	942	32.5	486-10	377-412	96-176	1957/67.5

2004-05 (6-23, 3-15 WAC)

COACH: Phil Johnson

ASSISTANTS: Dennis Cutts, Kevin Brown,
Ben Sanders

2004-05 Individual Statistics

Month	Day	Opponent	Result	Score
Nov.	20	Pacific (H)	L	52-70
	24	Montana State (H)	W	65-64
	27	San Diego (A)	W	71-70
Dec.	1	Santa Clara (A)	L	60-73
	4	Cal Poly (H)	W	69-50
	7	San Diego (H)	L	60-74
	11	Georgetown (A)	L	40-58
	17	UC Irvine (H)	L	55-76
	21	Montana State (A)	L	59-72
	30	*Nevada (A)	L	55-70
Jan.	2	*Fresno State (A)	L	56-63
	8	*Hawaii (A)	L	45-71
	13	*Louisiana Tech (H)	W	88-87
	15	*SMU (H)	L	69-77
	20	*Boise State (A)	L	62-72
	22	*UTEP (A)	L	65-69
	27	*Tulsa (H)	W	76-69
	29	*Rice (H)	W	90-85
Feb.	5	*Hawaii (H)	L	73-84
	10	*SMU (A)	L	46-66
	12	*Louisiana Tech (A)	L	55-72
	16	*UTEP (H)	L	62-70
	19	Drake (A)	L	57-73
	21	*Boise State (H)	L	69-72
	25	*Rice (A)	L	50-56
	29	*Tulsa (A)	L	48-80
Mar.	3	*Fresno State (H)	L	55-74
	5	*(#25) Nevada (H)	L	69-73
	8	#Hawaii (N)	L	48-72

Player	G/S	Min	FG-FGA	Pct.	3FG-3FGA	Pct.	FT-FTA	Pct.	REB	Avg.	PF-D	A-TO	Blk-S	Pts./Avg.
M. Chandler	29/28	1014	221-469	.471	36-104	.346	91-118	.771	61-187-248	8.6	96-2	31-90	17-17	569/19.6
A. Elam	29/29	980	104-275	.378	49-122	.402	27-37	.730	29-56-85	2.9	76-4	90-74	3-21	284/9.8
E. Bloom	21/16	535	54-144	.375	35-89	.393	19-22	.864	4-32-36	1.7	32-0	26-21	1-10	162/7.7
M. McFadden	29/19	803	78-232	.336	21-88	.239	32-38	.842	11-69-80	2.8	52-3	66-58	9-26	209/7.2
M. Misko	28/27	714	64-143	.448	0-0	.000	45-62	.726	61-77-138	4.9	93-6	10-39	7-18	173/6.2
D. Watson	27/16	636	48-141	.340	27-83	.325	34-46	.739	6-57-63	2.3	37-0	75-30	1-17	157/5.8
K. Guilbeaux	24/6	525	49-109	.450	2-5	.400	12-25	.480	34-43-77	3.2	48-0	30-27	5-17	112/4.7
C. White	16/2	176	13-39	.333	6-21	.286	5-10	.500	1-13-14	0.9	12-0	10-16	0-6	37/2.3
M. Fresby	13/0	136	11-30	.367	0-1	.000	4-7	.571	7-22-29	2.2	20-2	2-2	1-1	26/2.0
T. Gardner	17/2	193	8-31	.258	4-18	.222	9-13	.692	1-9-10	0.6	9-0	18-20	0-2	29/1.7
J. Udeoji	14/0	82	5-10	.500	0-0	.000	1-6	.167	12-5-17	1.2	12-0	1-1	0-3	11/0.8
N. Garbutt	3/0	6	0-0	.000	0-0	.000	0-0	.000	0-0-0	0.0	1-0	0-1	0-0	0/0.0
Team									86			0-7		
Deadball rebounds			SJSU -59-18-77			OPP-64-15-79								
SJSU	29	5800	655-1623	.404	180-531	.339	279-384	.727	883	30.4	488-17	359-386	44-138	1769/61.0
OPP	29	5800	745-1631	.457	193-565	.342	379-517	.733	1058	36.5	427-5	454-372	81-186	2062/71.1

* – Western Athletic Conference contest

– WAC Tournament game

2005-06 (6-25, 2-14 WAC)

COACH: George Nessman

ASSISTANTS: Derrick Allen, Brent Davis,
Donald Williams

Nov.	10	+Texas Tech (A)	L	54-88
	11	+Portland (N)	W	82-53
	20	Cal Poly (A)	W	72-57
	23	San Diego (H)	W	79-68
	29	Santa Clara (H)	L	46-47
	30	California (A)	L	52-70
Dec.	3	UC Irvine (A)	L	58-68
	7	Pacific (A)	L	63-81
	10	CS Long Beach (A)	W	69-56
	17	Drake (H)	L	64-82
	21	CS Fullerton (H)	L	59-67
	29	++Northern Illinois (N)	L	78-80
	30	++Montana State (A)	L	71-75
Jan.	5	*Utah State (H)	L	56-67
	7	*Nevada (H)	L	56-63
	19	*Boise State (A)	L	65-68
	21	*Idaho (A)	W	57-53
	26	*Louisiana Tech (H)	L	55-75
	28	*New Mexico State (H)	L-OT	75-81
Feb.	1	*Boise State (H)	L	75-77
	4	*Hawaii (A)	L	68-83
	9	*Idaho (H)	W	72-61
	11	*Fresno State (A)	L	66-79
	15	*Louisiana Tech (A)	L	63-74
	18	UC Santa Barbara (H)	L	72-76
	20	*New Mexico State (A)	L	61-66
	23	*Fresno State (H)	L	80-87
	25	*Hawaii (H)	L	60-61
Mar.	2	*#24 Nevada (A)	L	60-83
	4	*Utah State (A)	L	58-61
	9	#Utah State (N)	L	69-76

+ – 2K Sports College Hoops Coaches vs. Cancer Classic

++ – Holiday Station Stores Classic

* – Western Athletic Conference contest

– WAC Tournament game

2005-06 Individual Statistics

Player	G/S	Min	FG-FGA	Pct.	3FG-3FGA	Pct.	FT-FTA	Pct.	REB	Avg.	PF-D	A-TO	Blk-S	Pts./Avg.
D. Brown	26/26	693	123-285	.432	3-13	.231	113-156	.724	51-100-151	5.8	87-3	37-67	20-31	362/13.9
A. Elam	30/30	908	143-350	.409	47-135	.348	50-67	.746	28-78-106	3.5	75-3	49-71	9-23	383/12.8
C. Spencer	31/30	952	122-296	.412	28-92	.304	33-51	.647	27-88-115	3.7	57-0	93-78	5-35	305/9.8
M. Misko	31/14	613	77-176	.438	0-2	.000	48-65	.738	37-62-99	3.2	61-3	11-29	6-6	202/6.5
M. Barbary	31/18	511	87-164	.530	0-1	.000	19-47	.404	62-80-142	4.6	76-5	4-38	38-14	193/6.2
T. Gardner	31/13	639	43-129	.333	11-57	.193	36-48	.750	8-45-53	1.7	29-0	52-35	0-17	133/4.3
J. Richardson	30/11	543	44-118	.373	24-68	.353	8-10	.800	10-35-45	1.5	34-1	65-39	0-16	120/4.0
K. Fleming	31/4	402	38-110	.345	2-9	.222	33-48	.688	31-58-89	2.9	33-1	16-22	3-14	111/3.6
J. Cozad	31/7	441	39-101	.386	8-24	.333	20-48	.417	31-53-84	2.7	53-0	32-19	2-12	106/3.4
D. Thomas	31/2	298	29-82	.354	0-1	.000	7-20	.350	30-39-69	2.2	22-0	6-11	0-5	65/2.1
N. Kovacevich	5/0	13	1-4	.250	1-1	1.000	3-4	.750	1-2-3	0.6	0-0	1-1	0-0	6/1.2
L. Holloway	15/0	100	6-13	.462	0-0	.000	3-6	.500	11-17-28	1.9	11-0	1-3	11-0	15/1.3
K. Smith	20/0	66	3-14	.214	1-5	.200	4-4	1.000	3-9-12	0.6	12-0	2-1	1-1	11/0.6
J. Smith	16/0	45	1-7	.143	0-1	.000	1-2	.500	1-1-2	0.1	5-0	1-7	0-1	3/0.2
N. Garbutt	1/0	1	0-0	.000	0-0	.000	0-0	.000	0-0-0	0.0	0-0	0-0	0-0	0/0.0
Team									54-53-107			0-8		
Deadball rebounds			SJSU - 93-15-108		OPP - 70-27-97									
SJSU	31	6225	756-1849	.409	125-409	.306	378-576	.656	1105	35.6	555-16	370-429	95-175	2015/65.0
OPP	31	6225	783-1770	.442	182-534	.341	435-588	.740	1121	36.2	553-13	446-452	121-177	2183/70.4

2006-07 (5-25, 4-12 WAC)

COACH: George Nessman

ASSISTANTS: Derrick Allen, Brent Davis,
Donald Williams, Gary Stepan

Nov.	10	UC Santa Barbara (A)	L	67-75
	14	+Stanford (A)	L	52-73
	15	+CS Long Beach (N)	L	67-86
	21	Arizona State (A)	L	52-64
	27	Santa Clara (A)	L	53-71
	30	Saint Mary's (Calif.) (A)	L	60-78
Dec.	3	Cal Poly (H)	W	80-63
	6	Brigham Young (A)	L	69-81
	10	Portland State (H)	L	63-72
	17	CS Long Beach (H)	L	67-76
	23	CS Fullerton (A)	L	77-104
	31	#5 Duke (A)	L	51-70
Jan.	4	*Louisiana Tech (A)	L	56-92
	6	*New Mexico State (A)	L	68-74
	11	*#19 Nevada (H)	L	63-72
	13	*Fresno State (H)	W	64-61
	20	*Utah State (H)	L	56-57
	22	*Fresno State (A)	L	64-67
	25	*Hawaii (A)	L	52-72
	27	*New Mexico State (H)	L	78-85
Feb.	1	*Idaho (A)	W	68-65
	3	*Utah State (A)	L	57-66
	8	*Louisiana Tech (H)	W	53-50
	10	*Boise State (H)	L	64-65
	14	*#11 Nevada (A)	L	60-68
	17	Northern Arizona (A)	L	67-78
	22	*Boise State (A)	L	64-83
	24	*Hawaii (H)	L	55-67
Mar.	3	*Idaho (H)	W	62-57
	6	#Idaho (N)	L	49-50

+ – CBE Classic

* – Western Athletic Conference contest

– WAC Tournament game

2006-07 Individual Statistics

Player	G/S	Min	FG-FGA	Pct.	3FG-3FGA	Pct.	FT-FTA	Pct.	REB	Avg.	PF-D	A-TO	Blk-S	Pts./Avg.
C. Spencer	20/20	718	103-264	.390	30-84	.357	50-71	.704	13-70-83	4.2	57-4	69-56	3-40	286/14.3
M. Barbary	30/22	826	158-297	.532	0-0	.000	51-112	.455	72-122-194	6.5	88-4	17-65	49-13	367/12.2
J. Hill	30/30	978	98-298	.329	33-120	.275	63-86	.733	38-73-111	3.7	51-1	79-67	0-36	292/9.7
T. Pierce	27/10	490	70-204	.343	40-127	.315	43-59	.729	26-64-90	3.3	47-1	20-48	3-8	223/8.3
H. Brown	9/4	168	20-53	.377	1-3	.333	15-22	.682	14-32-46	5.1	15-0	5-16	1-0	56/6.2
J. Richardson	30/4	579	59-165	.358	28-93	.301	17-31	.548	23-52-75	2.5	45-2	53-41	2-21	163/5.4
D. Thomas	23/7	318	43-94	.457	0-1	.000	15-24	.625	29-45-74	3.2	29-0	11-16	1-8	101/4.4
D. Goins	30/6	371	44-117	.376	13-52	.250	4-7	.571	11-28-39	1.3	24-0	19-32	9-12	105/3.5
L. Holloway	30/23	722	36-82	.439	0-1	.000	21-34	.618	49-80-129	4.3	69-1	18-30	25-17	93/3.1
K. Buggs	29/20	472	30-101	.297	18-53	.340	10-19	.526	10-40-50	1.7	56-1	46-39	0-13	88/3.0
K. Wooldridge	16/4	150	11-38	.289	0-2	.000	12-21	.571	13-31-44	2.8	18-0	7-9	1-1	34/2.1
J. Smith	26/0	170	13-32	.406	1-2	.500	16-33	.485	18-15-33	1.3	23-1	7-13	3-4	43/1.7
D. Lee	4/0	15	1-1	1.000	1-1	1.000	1-2	.500	0-1-1	0.3	1-0	0-1	0-1	4/1.0
J. Wilson	8/0	21	1-3	.333	1-2	.500	0-2	.000	1-3-4	0.5	2-0	0-1	0-2	3/0.4
Garbutt	3/0	2	0-1	.000	0-0	.000	0-2	.000	0-0-0	0.0	0-0	0-0	0-0	0/0.0
Team									57-49-106		1	0-7		
Deadball rebounds			SJSU - 86-17-103				OPP - 58-22-80							
SJSU	30	6000	687-1750	.393	166-541	.307	318-525	.606	1079	36.0	526-15	351-441	88-176	1858/61.9
OPP	30	6000	785-1765	.445	213-626	.340	359-527	.681	1157	38.6	511-7	485-415	134-206	2142/71.4

SCORES & STATS

2007-08 (13-19, 4-12 WAC)

COACH: George Nessman

ASSISTANTS: Brent Davis, Tim Marrion

Donald Williams

Nov.	15	+Middle Tennessee (A)	W	78-77
	16	+Appalachian State (N)	W	64-62
	17	+Lipscomb (N)	L	72-79
	30	Cal State Bakersfield (A)	W	78-63
Dec.	5	San Diego (A)	L	40-60
	8	Santa Clara (H)	L	63-73
	15	Northern Arizona (N)	L	57-62
	19	Michigan State (A)	L	45-85
	22	Presbyterian (H)	W	68-64
	28	Portland State (A)	W-OT	76-73
	30	South Dakota State (H)	W-OT	77-71
Jan.	2	*Boise State (A)	L	63-78
	5	*Hawai'i (H)	L	79-85
	7	Santa Clara (A)	W	62-59
	10	*Nevada (H)	W	62-60
	14	*Hawai'i (A)	L	64-65
	17	*Fresno State (H)	W	69-65
	24	*Idaho (A)	L	63-74
	26	*Fresno State (A)	L	58-75
	29	Cal State Bakersfield (H)	W	71-56
Feb.	2	*New Mexico State (H)	L	81-83
	7	*Nevada (A)	L	46-84
	9	*Utah State (A)	L	73-78
	16	*Louisiana Tech (H)	W	71-61
	18	*Utah State (H)	W	70-67
	23	Pacific (A)	L	75-84
	28	*Boise State (H)	L	68-74
Mar.	1	*Idaho (H)	L	67-69
	6	*New Mexico State (A)	L	65-86
	8	*Louisiana Tech (A)	L	83-87
	11	#Louisiana Tech (N)	W	64-62
	13	#Utah State (N)	L	65-85

+ – First Shot Exempt Tournament

* – Western Athletic Conference contest

– WAC Tournament game

2007-08 Individual Statistics

Player	G/S	Min	FG-FGA	Pct.	3FG-3FGA	Pct.	FT-FTA	Pct.	REB	Avg.	PF-D	A-TO	Blk-S	Pts./Avg.
C. Webster	32/32	909	146-289	.505	0-2	.000	71-114	.623	69-150-219	6.8	111-4	68-56	19-17	363/11.3
T. Pierce	32/32	819	118-323	.365	69-202	.342	53-76	.697	25-93-118	3.7	60-1	20-45	7-24	358/11.2
J. Graham	26/25	831	91-197	.462	15-35	.429	80-111	.721	14-49-63	2.4	55-1	76-117	11-40	277/10.7
C. Oakes	25/25	651	104-199	.523	0-0	.000	49-75	.653	80-101-181	7.2	78-3	20-39	27-6	257/10.3
D. Wright	32/24	903	133-278	.478	7-20	.350	51-72	.708	61-97-158	4.9	81-3	44-75	4-46	324/10.1
J. Hill	32/15	796	67-188	.356	15-54	.278	65-92	.707	22-62-84	2.6	36-1	68-55	0-24	214/6.7
D. Thomas	32/2	396	45-102	.441	0-1	.000	37-55	.673	33-62-95	3.0	37-0	15-20	0-9	127/4.0
M. Peterson	27/0	416	28-94	.298	21-69	.304	18-24	.750	9-27-36	1.3	19-0	32-16	0-8	95/3.5
O. Caballero	27/5	225	21-52	.404	0-0	.000	16-26	.615	19-18-37	1.4	41-1	19-33	0-4	58/2.1
L. Holloway	32/0	315	12-30	.400	0-0	.000	9-14	.643	31-30-61	1.9	32-0	6-10	19-3	33/1.0
K. Fleming	20/0	78	5-24	.208	1-4	.250	6-14	.429	4-10-14	0.7	13-0	2-7	1-2	17/0.9
D. Goins	19/0	78	5-25	.200	1-14	.071	0-1	.000	1-1-2	0.1	2-0	4-10	0-2	11/0.6
J. Udeoji	8/0	25	1-3	.333	1-1	1.000	0-3	.000	3-0-3	0.4	3-0	1-4	0-0	3/0.4
L. Olivier	1/0	4	0-2	.000	0-1	.000	0-0	.000	0-0-0	0.0	0-0	0-0	0-1	0/0.0
K. McDowell	1/0	3	0-1	.000	0-1	.000	0-0	.000	0-0-0	0.0	0-0	0-0	0-0	0/0.0
J. Wilson	1/0	1	0-0	.000	0-0	.000	0-0	.000	0-0-0	0.0	1-0	0-0	0-0	0/0.0
Team									51-53-104		1	0-2		
SJSU	32	6450	776-1807	.429	130-404	.322	455-677	.672	1175	36.7	569-14	375-489	88-186	2137/66.8
OPP	32	6450	850-1867	.455	223-612	.364	385-586	.657	1036	32.4	578-9	495-399	97-223	2308/72.1



C.J. Webster



Tim Pierce



Justin Graham



Chris Oakes



DeShawn Wright

2008-09 (13-17, 6-10 WAC)

COACH: George Nessman

ASSISTANTS: Brent Davis, Gary Stepan

Donald Williams

Nov.	14	South Dakota State (A)	W	70-62
	16	Nebraska (A)	L	46-63
	19	California Maritime (H)	W	79-37
	24	Presbyterian (A)	L	46-47
Dec.	3	Santa Clara (H)	L	56-59
	8	San Diego (A)	W	56-52
	20	Northern Colorado (H)	W	89-78
	22	USF (H)	W	82-76
	27	+Saint Mary's (A)	L	78-87
	28	+William Jessup (N)	W	82-61
Jan.	3	*Louisiana Tech (H)	L	61-66
	5	*New Mexico State (H)	L	73-75
	8	*Boise State (A)	L	64-84
	10	*Fresno State (A)	W-OT	71-68
	12	Cal State Bakersfield (A)	L	55-61
	17	*Hawaii (A)	W	73-61
	22	*Utah State (H)	L	58-62
	24	*Fresno State (H)	W	85-79
	29	*New Mexico State (A)	L	81-89
	31	*Louisiana Tech (A)	W	53-51
Feb.	7	*Boise State (H)	L	83-89
	12	*Nevada (H)	L	68-80
	14	*Idaho (A)	L	66-74
	17	Utah Valley (H)	W	52-47
	21	UC Riverside (H)	L	52-53
	26	*Idaho (H)	W	72-64
	28	*Hawaii (H)	W	61-59
Mar.	5	*Nevada (A)	L	66-89
	7	*Utah State (A)	L	77-89
	12	#Nevada (A)	L	69-78

+ - Shamrock Office Solutions Classic
 * - Western Athletic Conference contest
 # - WAC Tournament game

2008-09 Individual Statistics

Player	G/S	Min	FG-FGA	Pct.	3FG-3FGA	Pct.	FT-FTA	Pct.	REB	Avg.	PF-D	A-TO	Blk-S	Pts./Avg.
A. Oliver	18/18	572	109-252	.433	17-65	.262	73-97	.753	10-31-41	2.3	42-1	39-66	9-13	308/17.1
C. Webster	28/28	864	134-268	.500	0-0	.000	69-106	.651	63-118-181	6.5	70-3	62-52	18-14	337/12.0
T. Pierce	27/25	732	111-281	.395	44-142	.310	48-84	.571	40-107-147	5.4	47-1	24-45	6-22	314/11.6
J. Graham	30/30	1017	95-203	.468	2-19	.105	56-84	.667	26-86-112	3.7	73-1	142-112	9-51	248/8.4
C. Oakes	30/26	731	99-170	.582	0-0	.000	49-74	.662	84-143-227	7.6	81-4	31-48	40-14	247/8.2
R. Owens	30/11	605	67-171	.392	47-123	.382	29-34	.853	12-31-43	1.4	30-0	20-25	5-10	210/7.0
D. Wright	26/8	444	54-112	.482	0-7	.000	27-41	.659	25-35-60	2.3	34-1	21-20	1-22	135/5.2
M. Peterson	26-1	342	23-55	.418	9-33	.273	23-26	.885	9-22-31	1.2	17-0	13-15	0-6	78/3.0
D. Thomas	30/1	390	36-90	.400	0-0	.000	8-19	.421	38-58-96	3.2	43-0	14-25	0-8	80/2.7
J. Williams	15/2	136	11-35	.314	3-19	.158	5-11	.455	6-5-11	0.7	11-0	5-9	0-6	30/2.0
O. Caballero	13/0	78	5-15	.333	0-0	.000	8-10	.800	8-5-13	1.0	18-0	2-9	0-3	18/1.4
G. Ton	5-0	12	1-2	.500	0-0	.000	3-4	.750	2-1-3	0.6	5-0	0-3	0-2	5/1.0
J. Wilson	3/0	5	1-1	1.000	0-0	.000	1-1	1.000	0-3-3	1.0	1-0	0-1	0-0	3/1.0
C. Amberry	11/0	63	3-15	.200	0-1	.000	5-6	.833	1-7-8	0.7	8-0	1-2	2-1	11/1.0
L. Olivier	11/0	34	0-6	.000	0-4	.000	0-0	.000	0-1-1	0.1	4-0	6-2	0-1	0/0.0
Team									54-53-107				0-7	
SJSU	30	6025	749-1676	.447	122-413	.295	404-597	.677	1084	36.1	484-11	380-441	90-173	2024/67.5
OPP	30	6025	752-1704	.441	189-544	.347	347-511	.679	972	32.4	537-8	416-389	124-208	2040/68.0



Adrian Oliver



C.J. Webster



Tim Pierce



Justin Graham



Chris Oakes

SCORES & STATS

2009-10 (14-17, 6-10 WAC)

COACH: George Nessman

ASSISTANTS: Brent Davis, Gary Stepan

Donald Williams

Nov.	16	William Jessup (H)	W	89-63
	20	(#14) Washington (A)	L	70-80
	22	UC Riverside (A)	L	66-70
	28	Pacific (H)	W	59-55
	30	Saint Mary's (H)	L	71-78
Dec.	5	Utah Valley (A)	W	82-74
	8	USF (A)	L	71-76
	9	CSU Bakersfield (H)	W-OT	84-80
	18	UC Irvine (A)	W	69-56
	21	Northern Colorado (A)	L	69-93
	23	Santa Clara (A)	W	74-68
	28	UC Irvine (H)	W	78-68
Jan.	4	*Idaho (H)	W	78-75
	9	*Nevada (A)	L	67-96
	11	*Fresno State (A)	L	70-80
	14	*Boise State (H)	W	76-74
	17	*Hawai'i (A)	L	67-68
	21	*Louisiana Tech (H)	W	87-76
	23	*New Mexico State (H)	W	93-84
	28	*Hawai'i (H)	W	83-60
	30	*Utah State (A)	L	58-77
Feb.	4	*Louisiana Tech (A)	L	64-71
	6	*New Mexico State (A)	L	82-94
	13	*Utah State (H)	L	65-81
	20	Montana State (A)	W	77-66
	22	Seattle U. (H)	L	88-90
	25	*Nevada (H)	L	79-83
	27	*Fresno State (H)	W	72-45
Mar.	4	*Idaho (A)	L	76-86
	6	*Boise State (A)	L	56-85
	11	#New Mexico State (N)	L	69-90

2009-10 Individual Statistics

Player	G/S	Min	FG-FGA	Pct.	3FG-3FGA	Pct.	FT-FTA	Pct.	REB	Avg.	PF-D	A-TO	Blk-S	Pts./Avg.
A. Oliver	31/31	1119	230-526	.437	51-125	.408	188-212	.887	49-115-164	5.3	92-2	89-99	15-30	699/22.5
R. Owens	31/13	869	104-261	.398	78-192	.406	38-47	.809	15-52-67	2.2	49-1	37-38	2-15	324/10.5
C. Oakes	28/27	793	113-198	.571	0-0	.000	63-100	.630	99-154-253	9.0	84-3	28-38	44-19	289/10.3
M. Peterson	31/21	990	91-213	.427	68-157	.433	57-67	.851	22-79-101	3.3	35-1	49-32	0-17	307/9.9
J. Graham	31/31	1091	111-236	.470	3-20	.150	67-108	.620	38-119-157	5.1	83-3	149-96	9-45	292/9.4
C. Webster	26/18	592	91-171	.532	0-0	.000	46-73	.630	42-82-124	4.8	84-4	38-42	6-12	228/8.8
K. Thomas	28/4	331	23-63	.365	0-6	.000	25-49	.510	28-32-60	2.1	34-0	11-18	5-1	71/2.5
C. Jones	21/10	162	15-38	.395	1-6	.167	5-8	.625	9-17-26	1.2	18-0	9-10	0-3	36/1.7
J. Henson	21/0	99	6-12	.500	0-00	.000	2-3	.667	8-10-18	0.9	15-0	1-5	0-1	14/0.7
A. Dixon	21/0	70	6-14	.429	0-1	.000	2-8	.250	2-9-11	0.5	7-0	1-3	0-0	14/0.7
J. Willson	18/0	62	5-10	.500	1-3	.333	1-4	.250	4-9-13	0.7	12-0	2-4	0-1	12/0.7
A. Moor	14/0	36	1-6	.167	0-0	.000	1-1	1.000	0-2-2	0.1	5-0	1-4	0-1	3/0.2
G. Ton	4/0	8	0-0	.000	0-0	.000	0-0	.000	0-3-3	0.8	2-0	1-0	0-0	0/0.0
J. Casey	2/0	3	0-0	.000	0-0	.000	0-0	.000	0-1-1	0.5	1-0	0-1	0-0	0/0.0
Team									42-48-90			0-2		
SJSU	31	6225	796-1748	.455	202-510	.396	495-680	.728	358-732-1090	35.2	521-14	416-392	81-145	2289/73.8
OPP	31	6225	862-1901	.453	223-606	.368	395-625	.632	399-678-1077	34.7	560-8	507-313	72-198	2342/75.5

* – Western Athletic Conference contest

– WAC Tournament game



Adrian Oliver



Robert Owens



Chris Oakes



Mac Peterson



Justin Graham

2010-11 (17-16, 5-11 WAC) College Basketball Invitational (CBI)

Participant

COACH: George Nessman

ASSISTANTS: Brent Davis, Talvin Hester,

Donald Williams

Nov.	12	Eastern Washington (A)	W	67-60
	17	USF (H)	W	74-64
	20	Oregon (A)	W	75-72
	24	Cal State Bakersfield (A)	L	77-82
	28	UC Riverside (H)	W	80-77
	30	Texas San Antonio (A)	L	63-72
Dec.	4	UC Irvine (H)	W	85-70
	10	Santa Clara (H)	L	63-67
	12	Eastern Washington (H)	W	70-69
	18	Seattle (A)	W	86-70
	22	Puget Sound (H)	W	95-62
	29	*Fresno State (A)	L	62-75
	31	*Utah State (A)	L	71-80
Jan.	6	*Boise State (H)	L-4OT	101-102
	8	*Idaho (H)	L	67-75
	13	*Louisiana Tech (A)	W	79-74
	15	*New Mexico State (A)	L	53-78
	22	*Hawai'i (A)	L	61-67
	27	*Utah State (H)	L	65-84
	29	*Fresno State (H)	W	78-66
Feb.	3	*Idaho (A)	W-2OT	92-89
	5	*Nevada (A)	L	69-89
	12	*Nevada (H)	L-OT	76-84
	15	Montana State (H)	W	77-73
	18	Weber State (H)	W	62-46
	23	*New Mexico State (H)	W-OT	72-70
	26	*Louisiana Tech (H)	W	72-60
Mar.	3	*Hawai'i (H)	L	71-77
	5	*Boise State (A)	L	51-66
	9	#Hawai'i (N)	W	75-74
	10	#Idaho (N)	W	74-68
	11	#Utah State (N)	L	57-58
	15	§Creighton (A)	L	85-74

* – Western Athletic Conference contest

– WAC Tournament game

§ – College Basketball Invitational (CBI)

2010-11 Individual Statistics

Player	G/S	Min	FG-FGA	Pct.	3FG-3FGA	Pct.	FT-FTA	Pct.	REB	Avg.	PF-D	A-TO	Blk-S	Pts./Avg.
A. Oliver	31/31	1086	246-569	.432	70-171	.409	181-220	.823	39-126-165	5.3	85-5	78-96	12-23	743/24.0
J. Graham	32/32	1161	163-388	.420	37-89	.416	92-138	.667	25-119-144	4.5	77-2	141-72	12-73	455/14.2
K. Shamburger	33/33	1034	130-362	.359	57-180	.317	91-121	.752	24-100-124	3.8	64-1	80-42	5-30	408/12.4
W. Carter	33/33	1017	115-250	.460	3-12	.250	89-112	.795	96-169-265	8.0	122-7	30-58	22-13	322/9.8
B. Kamen	10/4	203	17-60	.283	0-4	.000	27-38	.711	18-41-59	5.9	19-0	2-20	1-4	61/6.1
C. Douglas	33/3	623	71-172	.413	39-96	.406	19-25	.760	10-12-22	0.7	37-0	25-16	1-5	200/6.1
C. Jones	31/0	315	26-78	.333	1-3	.333	27-34	.794	40-34-74	2.4	48-3	17-13	2-8	80/2.6
M. Ballard	33/29	865	25-78	.321	0-1	.000	33-50	.660	63-112-175	5.3	94-5	20-20	17-13	83/2.5
J. Henson	33/0	356	9-27	.333	0-0	.000	7-11	.636	23-41-64	1.9	68-2	2-17	10-7	25/0.8
A. Moor	17/0	61	5-10	.500	0-0	.000	0-2	.000	1-5-6	0.4	2-0	8-1	0-0	10/0.6
G. Ton	21/0	75	1-4	.250	0-0	.000	2-2	1.000	2-10-12	0.6	12-0	3-0	0-3	4/0.2
J. Casey	1/0	2	0-1	.000	0-0	.000	0-0	.000	0-0-0	0.0	0-0	0-0	0-0	0/0.0
B. Dick	1/0	2	0-0	.000	0-0	.000	0-0	.000	0-0-0	0.0	0-0	0-0	0-0	0/0.0
Team									66-55-121		0-1	0-8		
SJSU	33	6800	808-1999	.404	207-556	.372	568-753	.754	407-824-1231	37.3	629-25	406-363	82-179	2391/72.5
OPP	33	6800	839-1920	.437	231-676	.342	496-723	.686	343-840-1183	35.8	656-16	474-399	116-151	2405/72.9



Adrian Oliver



Justin Graham



Keith Shamburger



Wil Carter



Calvin Douglas

2011-12 (9-22, 1-13 WAC)

COACH: George Nessman

ASSISTANTS: Brent Davis, Talvin Hester,
Donald Williams

Nov.	12	Cal Poly (A)	L	52-79
	14	UC Irvine (H)	W	51-50
	16	San Francisco (A)	L-OT	81-83
	19	Santa Clara (A)	L	58-84
	22	Holy Names (H)	W	109-71
	28	Montana State (H)	L	70-77
	30	UTSA (H)	W	72-66
Dec.	3	Weber State (A)	L-2OT	89-91
	7	California (A)	L	36-81
	10	Cal Poly (H)	L	40-47
	20	UC Davis (H)	W	79-59
	22	UC Riverside (A)	L	64-66
	29	\$Coppin State (N)	W	81-66
	30	\$Seattle (A)	W	84-74
Jan.	7	*Hawaii (A)	L	69-82
	12	*Nevada (A)	L	57-81
	14	*Fresno State (A)	L	73-82
	19	*New Mexico State (H)	L	63-79
	21	*Louisiana Tech (H)	L	67-71
	23	CSU Bakersfield (H)	W	78-70
	26	*Idaho (A)	L	66-74
	28	*Utah State (A)	L	65-82
Feb.	4	*Hawaii (H)	L-OT	81-83
	9	*Fresno State (H)	W-2OT	79-71
	11	*Nevada (H)	L	70-76
	18	Sacramento State (A)	W	79-67
	23	*Louisiana Tech (A)	L	49-75
	25	*New Mexico State (A)	L	68-79
March	1	*Utah State (H)	L	61-71
	3	*Idaho (H)	L	64-70
	8	#Nevada (N)	L	44-54

* – Western Athletic Conference contest
– WAC Tournament game
\$ – Elgin Baylor Classic, Seattle, Wash.

2011-12 Individual Statistics

Player	G/S	Min	FG-FGA	Pct.	3FG-3FGA	Pct.	FT-FTA	Pct.	REB	Avg.	PF-D	A-TO	Blk-S	Pts./Avg.
J. Kinney	31/31	963	170-420	.405	86-216	.398	64-75	.853	24-88	112-3.6	59-0	85-92	5-40	490/15.8
W. Carter	31/31	979	155-303	.512	1-3	.333	98-131	.748	95-173-268	8.6	103-5	29-49	2-13	409/13.2
K. Shamburger	30/30	1056	114-338	.337	51-168	.304	115-149	.772	18-68-86	2.9	74-2	155-63	1-40	394/13.1
D.J. Brown	31/15	695	69-197	.350	38-116	.328	63-82	.768	21-59-80	2.6	48-0	73-39	1-16	239/7.7
C. Douglas	30/6	612	56-181	.309	39-141	.277	19-23	.826	9-27-36	1.2	31-0	23-13	1-6	170/5.7
L. Pennington	17/1	183	22-79	.278	4-22	.182	19-25	.760	10-28-38	2.2	12-0	8-15	1-6	67/3.9
S. Smith	30/15	471	50-99	.505	0-0	.000	17-32	.531	35-52-87	2.9	73-2	10-22	8-6	117/3.9
C. Jones	30/7	412	37-81	.457	0-1	.000	16-29	.552	31-44-75	2.5	32-0	8-21	2-10	90/3.0
J. Williams	13/5	90	12-31	.387	6-19	.316	6-8	.750	2-11-13	1.0	11-0	5-6	2-2	36/2.8
N. Grieves	5/0	18	4-10	.400	4-10	.400	0-0	.000	0-3-3	0.6	1-0	1-0	0-0	12/2.4
M. Ballard	30/10	708	15-46	.326	0-0	.000	18-29	.621	41-77-118	3.9	78-3	17-13	8-8	48/1.6
A. Moor	13/0	55	7-14	.500	3-5	.600	0-0	.000	0-4-4	0.3	5-0	0-1	0-2	17/1.3
G. Ton	18/0	58	4-9	.444	0-0	.000	2-2	1.000	5-8-13	0.7	7-0	1-1	1-0	10/0.6
J. Pope	1/0	4	0-1	.000	0-0	.000	0-0	.000	0-0-0	0.0	1-0	1-0	0-0	0/0.0
J. Henson	4/4	46	0-2	.000	0-0	.000	0-1	.000	2-9-11	2.8	12-0	0-2	6-2	0/0.0
TEAM									49-51-100	3.2	0	4		0
SJSU	31		715-1811	.395	232-701	.331	437-586	.746	342-702-1044	33.7	547-12	416-341	38-151	2099/67.7
OPP	31		806-1793	.450	228-646	.353	421-594	.709	363-803-1166	37.6	559-	484-382	100-152	2261/72.9



James Kinney



Wil Carter



Kieth Shamburger



D.J. Brown



Calvin Douglas

2012-13 (9-20, 3-14 WAC)

COACH: George Nessman

ASSISTANTS: Brent Davis, Tim Marrion,
Donald Williams

2012-13 Individual Statistics

Date	Opponent	Result	Score
Nov. 9	New Orleans (A)	L	68-72
13	Houston (H)	L	75-77
15	Weber State (H)	W-OT	68-67
20	UC Santa Cruz (H)	W	94-54
26	#10 Kansas (A)	L	57-70
Dec. 1	Montana State (A)	W	82-74
5	UC Davis (A)	W	73-64
8	Sacramento State (H)	W	62-57
11	Santa Clara (H)	L	54-74
22	\$James Madison (N)	L	68-77
29	*Texas State (A)	W	72-55
31	*UTSA (A)	W	80-67
Jan. 3	*Idaho (H)	L	55-64
5	*Seattle U (H)	W	76-71
8	New Orleans (H)	W	71-64
11	*Utah State (A)	L	60-66
17	*Denver (A)	L	37-73
19	*New Mexico State (A)	L	53-70
24	*Louisiana Tech (H)	L	54-76
26	*UT Arlington (H)	L	47-66
31	*Seattle U (A)	L	48-56
Feb. 2	*Idaho (A)	L	63-66
8	*Utah State (H)	L	36-63
14	*New Mexico State (H)	L	57-67
16	*Denver (H)	L	41-62
28	*UT Arlington (A)	L	74-81
March 2	*#25 Louisiana Tech (A)	L	61-88
7	*UTSA	Cancelled	
9	*Texas State (H)	L	67-90
12	#UTSA	L	49-67

Player	G/S	Min	FG-FGA	Pct.	3FG-3FGA	Pct.	FT-FTA	Pct.	REB	Avg.	PF-D	A-TO	Blk-S	Pts./Avg.
J. Kinney	14/14	474	109-262	.416	34-104	.327	37-56	.661	13-64-77	5.5	25-0	36-39	2-34	289/20.6
C. Cunningham	29/29	907	101-239	.423	0-0	.000	107-134	.799	102-160-262	9.0	97-7	35-86	14-20	309/10.7
D.J. Brown	29/28	952	71-234	.303	42-131	.321	83-114	.728	19-78-97	3.3	55-1	107-66	1-30	267/9.2
L. Pennington	26/9	503	71-201	.353	24-88	.273	29-46	.630	24-41-65	2.5	38-0	11-39	1-14	195/7.5
L. Garrett	25/16	512	60-170	.353	22-76	.289	30-42	.714	23-35-58	2.3	39-1	22-34	5-18	172/6.9
X. Jones	28/10	516	47-146	.322	3-15	.200	40-66	.606	22-38-60	2.1	52-1	43-38	4-16	137/4.9
A. Brown	26/21	562	51-90	.567	0-0	.000	18-59	.305	49-72-121	4.7	59-3	7-19	49-10	120/4.6
S. Smith	28/2	435	28-96	.292	0-0	.000	24-35	.686	32-47-79	2.8	50-0	9-28	8-10	80/2.9
N. Grieves	13/0	76	12-36	.333	11-34	.324	1-2	.500	1-7-8	0.6	3-0	3-4	0-2	36/2.8
C. Jones	23/8	261	26-58	.448	0-7	.000	8-12	.667	17-25-42	1.8	23-0	18-7	4-7	60/2.6
D. Andoh	21/6	247	18-51	.353	0-0	.000	12-25	.480	12-29-41	2.0	24-0	3-14	0-2	48/2.3
A. Moor	21/2	207	19-43	.442	7-19	.368	0-0	.000	2-11-13	0.6	28-1	20-15	3-7	45/2.1
J. Williams	18/0	115	12-34	.353	4-16	.250	4-7	.571	8-17-25	1.4	15-0	3-9	3-2	32/1.8
M. VanKirk	17/0	58	4-9	.444	0-0	.000	4-7	.571	5-8-13	0.8	6-0	0-3	2-3	12/0.7
Team									42-48-90			0-2		
SJSU	29		629-1669	.377	147-490	.300	397-605	.656	379-685-1064	36.7	514-14	317-402	96-175	1802/62.1
OPP	29		711-1658	.429	174-527	.330	403-562	.717	321-747-1068	36.8	538	401-376	148-179	1999/68.9

* – Western Athletic Conference contest
– WAC Tournament game
\$ – Vegas Holiday Hoops, MGM Grand Garden



James Kinney



Chris Cunningham



D.J. Brown



LaVanne Pennington



Louis Garrett

SCORES & STATS

2013-14 (7-24, 1-17 MW)

COACH: Dave Wojcik

ASSISTANTS: Chris Brazelton, Jack Kennedy, Omar Lowery, Jared Swanson

2013-14 Individual Statistics

				Player	G/S	Min	FG-FGA	Pct.	3FG-3FGA	Pct.	FT-FTA	Pct.	REB	Avg.	PF-D	A-TO	Blk-S	Pts./Avg.	
Nov.	12	Santa Clara (A)	L	89-77	R. Muhammad	31/3	873	121-332	.364	75-190	.395	91-112	.813	91	2.9	53-0	24-52	1-14	408/13.2
	15	\$Milwaukee (N)	L	64-61	J. Williams	31-30	894	118-296	.399	46-153	.301	48-74	.649	178	5.7	77-3	29-41	3-10	330/10.6
	16	\$Northern Illinois (N)	L	60-59	D. Wilson	30-24	732	76-238	.319	55-171	.322	44-56	.786	84	2.8	59-1	20-37	10-20	251/8.4
	17	\$James Madison (N)	L	79-66	C. Cunningham	31-28	831	87-197	.442	6-20	.300	73-98	.745	196	6.3	113-7	26-66	24-7	253/8.2
	20	Pepperdine (A)	W	83-77	J. James	29-29	795	68-194	.351	19-68	.279	37-56	.661	121	4.2	73-3	89-76	6-8	192/6.6
	23	Cal State Fullerton (H)	W	81-59	D. Brown	31-14	655	53-147	.361	32-100	.320	39-56	.696	71	2.3	58-0	86-37	0-30	177/5.7
Dec.	7	Houston (A)	W	72-68	I. Thornton	31-20	639	46-128	.359	17-44	.386	43-59	.729	100	3.2	79-4	48-60	18-27	152/4.9
	18	UC Davis (H)	W-30T	89-85	D. Alexander	27-1	218	25-60	.417	12-37	.324	712	.583	30	1.1	33-0	15-8	0-5	69/2.6
	21	Westminster (H)	W	73-66	B. Mitchell	30-3	367	21-61	.344	3-14	.214	27-37	.730	81	2.7	60-1	6-18	9-10	72/2.4
	28	Pacifica (H)	W	87-59	M. Pollard	28-3	264	16-33	.485	0-0	.000	2-9	.222	46	1.6	31-1	3-11	15-2	34/1.2
Jan.	1	*Nevada (H)	L	62-50	M. VanKirk	3-0	7	0-0	.000	0-0	.000	0-0	.000	0	0.0	1-0	0-0	0-0	0/0.0
	4	*Utah State (A)	L	86-67	Team									51-57-108		0-10			
	8	*Colorado State (H)	L	66-64															
	11	*New Mexico (H)	L	69-65	SJSU	31	6275	631-168	.374	265-797	.332	411-569	.722	1106	35.7	637-20	346-416	86-133	1938/62.5
	15	*Air Force (A)	L	77-62	OPP.	31	6275	746-1729	.431	210-597	.352	520-773	.673	1138	36.7	511-	414-303	118-204	2222/71.7
	18	*Wyoming (A)	L	67-56															
	22	*#7-San Diego State (H)	L	75-50															
	25	*Boise State (A)	L	76-55															
	29	*UNLV (H)	L	70-46															
Feb.	1	*New Mexico (A)	L	72-47															
	8	*Fresno State (A)	L	82-56															
	12	*Air Force (H)	L	51-48															
	15	*Wyoming (H)	L	46-38															
	18	*Nevada (A)	W	66-64															
	25	*#13-San Diego State (A)	L	90-64															
Mar.	1	*Utah State (H)	L	75-58															
	5	*Colorado State (A)	L	78-66															
	8	*Fresno State (H)	L	69-56															
	12	#Boise State (N)	L	83-52															

* – Mountain West contest
 # – MW Tournament game
 \$ – NIU Invitational, DeKalb, Ill.



Rashad Muhammad



Jaleel Williams



Devante Wilson



Chris Cunningham



Jalen James

2014-15 (2-28, 0-18 MW)

COACH: Dave Wojcik

ASSISTANTS: Mike Lepore, Tyler Ojanen

Month	Day	Opponent	Result	Score
Nov.	14	Bethesda (H)	W	67-44
	16	Portland (H)	L-OT	73-68
	19	Pepperdine (H)	L	63-44
	22	Cal State Fullerton (A)	L	70-66
	27	% Washington (N)	L	78-56
	28	% Western Michigan (N)	L	79-60
	30	% Princeton (N)	L	69-54
Dec.	3	UC Davis (A)	L	70-56
	6	Santa Clara (H)	L	61-50
	9	St. Katherine (H)	W	74-63
	13	Seattle U (H)	L	54-38
	21	Washington State (A)	L	82-53
	31	* Utah State (A)	L	61-33
Jan.	3	* Wyoming (H)	L	64-59
	7	* Air Force (A)	L	78-56
	10	* UNLV (A)	L	74-40
	14	* Fresno State (H)	L	73-62
	17	* Colorado State (H)	L	70-41
	21	* Boise State (A)	L	86-36
	28	* Air Force (H)	L	66-52
	31	* New Mexico (A)	L	67-41
Feb.	4	* Fresno State (A)	L	81-63
	7	* Nevada (H)	L	60-57
	14	* Wyoming (A)	L	77-60
	18	* Utah State (H)	L	76-54
	21	* San Diego State (H)	L	74-56
	25	* Colorado State (A)	L	72-56
	28	* Nevada (A)	L	62-51
Mar.	4	* Boise State (H)	L	68-51
	7	* UNLV (H)	L	71-58

* – Mountain West contest

% – Wooden Legacy, Los Angeles, Calif.

2014-15 Individual Statistics

Player	G/S	Min	FG-FGA	Pct.	3FG-3FGA	Pct.	FT-FTA	Pct.	REB	Avg.	PF-D	A-TO	Blk-S	Pts./Avg.	
R. Muhammad	27-22	871	119-312	.381	59-164	.360	78-98	.796	17-71	88	3.3	48-0	31-38	3-18	375/13.9
J. Williams	27-26	870	110-265	.415	51-149	.342	30-53	.566	28-99	127	4.7	46-2	22-41	5-13	301/11.1
J. Baker	9-8	291	35-99	.354	9-31	.290	16-24	.667	9-31	40	4.4	21-2	37-32	3-9	95/10.6
F. Rogers	9-6	217	36-84	.429	9-25	.360	13-24	.542	17-38	55	6.1	33-2	10-20	6-5	94/10.4
D. Gaynor, II	29-21	705	88-280	.314	32-113	.283	52-67	.776	14-27	41	1.4	63-1	58-82	2-19	260/9.0
J. James	8-8	201	20-47	.426	5-18	.278	10-14	.714	5-26	31	3.9	11-0	17-20	1-4	55/6.9
I. Thornton	29-24	805	45-156	.288	10-59	.169	35-56	.625	12-85	97	3.3	86-3	63-67	22-36	135/4.7
T. Winston	1-0	21	1-3	.333	1-2	.500	1-2	.500	0-1	1	1.0	0-0	1-0	0-0	4/4.0
B. Mitchell	28-10	547	33-108	.306	6-28	.214	31-58	.534	48-91	139	5.0	64-2	8-29	11-22	103/3.7
A. Vollert	3-0	56	4-7	.571	1-1	1.000	0-0	.000	1-2	3	1.0	5-0	0-2	0-0	9/3.0
I. Basor	25-14	485	27-61	.443	3-10	.300	13-29	.448	39-56	95	3.8	62-3	9-26	4-6	70/2.8
L. Bahner	9-5	168	5-14	.357	0-0	.000	11-19	.579	14-23	37	4.1	17-0	0-10	10-1	21/2.3
D. Mahoney	25-3	328	17-71	.239	6-44	.136	6-6	1.000	5-19	24	1.0	21-0	28-29	0-6	46/1.8
R. Singer	28-3	401	11-43	.256	4-24	.167	14-23	.609	24-31	55	2.0	57-2	9-15	8-5	40/1.4
M. Pollard	5-0	59	2-9	.222	0-0	.000	0-2	.000	3-10	13	2.6	14-1	1-4	3-1	4/0.8
Team									36-57	93	3.1		11		
SJSU	30	6025	553-1559	.355	196-668	.293	310-475	.653	272-667	939	31.3	548-18	294-426	78-145	1612/53.7
OPP	30	6025	725-1574	.461	205-539	.380	431-655	.658	293-819	1112	37.1	484 -	443-344	85-221	2086/69.5



Rashad Muhammad



Jaleel Williams



Darryl Gaynor, II



Isaac Thornton



Brandon Mitchell

SCORES & STATS

2015-16 (9-21, 4-14 MW)

COACH: Dave Wojcik

ASSISTANTS: Mike Lepore, Rodney Tention,
Tyler Ojanen

2015-16 Individual Statistics

Nov.	14	Idaho (H)	L	74-54
	16	Montana (H)	W	64-61
	20	Montana State (A)	L	81-69
	25	%Toledo (N)	L	89-74
	27	%San Diego (N)	W	76-67
	28	%Alaska-Anchorage (A)	W	91-87
Dec.	2	Univ. Antelope Valley (H)	W	90-60
	5	Santa Clara (A)	L	78-75
	8	Marquette (A)	L	80-62
	20	Seattle U (A)	L	67-64
	22	Life Pacific College	W	128-66
	30	*Utah State (H)	L	80-71
Jan.	2	*Air Force (A)	L	64-57
	6	*San Diego State (A)	L	77-62
	9	*Colorado State (H)	L-OT	85-84
	13	*Wyoming (H)	W	62-55
	16	*Fresno State (A)	L	81-74
	20	*Boise State (A)	L	94-69
	23	*New Mexico (H)	L	83-64
	27	*Colorado State (A)	L	74-66
	30	*Air Force (H)	W	75-54
Feb.	3	*Fresno State (H)	W	65-53
	10	*UNLV (A)	L	64-61
	13	*New Mexico (A)	L	74-56
	17	*Nevada (H)	L	61-55
	21	*San Diego State (H)	L	78-56
	27	*Utah State (A)	L	88-70
Mar.	2	*Wyoming (A)	L	81-78
	5	*Boise State (H)	W	68-63
	9	^ Colorado State (N)	L	80-61

Player	G/S	Min	FG-FGA	Pct.	3FG-3FGA	Pct.	FT-FTA	Pct.	REB	Avg.	PF-D	A-TO	Blk-S	Pts./Avg.
F. Rogers	31-31	892	134-292	.459	37-108	.343	65-95	.684	65-155-220	7.1	94-3	47-57	23-23	370/11.9
P. Onwas	31-15	792	110-243	.453	13-63	.206	91-149	.611	24-71-95	3.1	97-3	73-80	7-24	324/10.5
R. Welage	31-26	817	122-301	.405	48-133	.361	29-55	.527	29-133-162	5.2	71-0	39-45	5-21	321/10.4
B. Clarke	31-3	728	109-172	.634	1-6	.167	55-98	.561	65-109-174	5.6	54-2	46-35	39-22	274/8.8
C. Schwartz	31-26	746	72-194	.371	52-152	.342	22-30	.733	21-62-83	2.7	77-2	32-21	6-15	218/7.0
G. Williams, Jr.	30-4	454	63-178	.354	14-61	.230	65-77	.844	16-54-70	2.3	51-0	40-41	2-14	205/6.8
I. Thornton	31-20	602	51-125	.408	12-38	.316	49-72	.681	14-69-83	2.7	79-3	78-51	15-43	163/5.3
J. Hillsman	30-21	529	39-126	.310	20-76	.263	38-49	.776	14-23-37	1.2	68-3	44-35	3-9	136/4.5
J. James	23-6	386	32-97	.330	11-44	.250	29-42	.690	4-40-44	1.9	45-0	36-37	5-10	104/4.5
L. Bahner	26-1	201	14-34	.412	0-0	.000	14-22	.636	20-40-60	2.3	38-0	8-15	15-2	42/1.6
I. Basor	17-2	60	9-14	.643	4-5	.800	5-12	.417	5-8-13	0.8	11-0	2-3	0-0	27/1.6
D. Mahoney	3-0	18	1-6	.167	0-3	.000	0-0	.000	0-3-3	1.0	2-0	4-1	0-2	2/0.7
Team									50-36-86	2.8		9		
SJSU	31	6,225	756-1,782	.424	212-689	.308	462-701	.659	327-803-1,130	36.5	687-16	449-430	120-185	2,186/70.5
OPP	31	6,225	761-1,767	.431	211-600	.352	557-811	.687	319-813-1,132	36.5	642-	402-386	88-196	2,290/73.9

* - Mountain West contest

% - GCI Great Alaska Shootout, Anchorage, Alaska

^ - Mountain West Tournament



Frank Rogers



Princeton Onwas



Ryan Welage



Brandon Clarke



Cody Schwartz

2016-17 (14-16, 7-11 MW)

COACH: Dave Wojcik

ASSISTANTS: Rodney Tention, Mike Lepore,
Tyler Ojanen

Nov.	12	West Coast Baptist (H)	W	109-70
	15	Portland (H)	L	66-79
	17	Denver (H)	L	69-74
	22	#15-Saint Mary's (A)	L	64-81
	27	Washington State (A)	W	88-76
	29	Idaho (A)	W	58-49
Dec.	3	Santa Clara (H)	W	55-40
	7	Montana (A)	L	62-81
	10	Life Pacific College (H)	W	109-70
	18	Bowling Green (H)	W	77-76
	21	Southern Utah (H)	W	92-82
	28	Nevada (A)	L	55-80
Jan.	4	Colorado State (H)	L	71-76
	7	Fresno State (H)	W	69-62
Feb.	4	* Fresno State (A)	L	81-63
	7	* Nevada (H)	L	60-57
	14	* Wyoming (A)	L	77-60
	18	* Utah State (H)	L	76-54
	21	* San Diego State (H)	L	74-56
	25	* Colorado State (A)	L	72-56
	28	* Nevada (A)	L	62-51
Mar.	4	* Boise State (H)	L	68-51
	7	* UNLV (H)	L	71-58

* – Mountain West contest

% – Wooden Legacy, Los Angeles, Calif.

2016-17 Individual Statistics

Player	G/S	Min	FG-FGA	Pct.	3FG-3FGA	Pct.	FT-FTA	Pct.	REB	Avg.	PF-D	A-TO	Blk-S	Pts./Avg.
R. Muhammad	27-22	871	119-312	.381	59-164	.360	78-98	.796	17-71-88	3.3	48-0	31-38	3-18	375/13.9
J. Williams	27-26	870	110-265	.415	51-149	.342	30-53	.566	28-99-127	4.7	46-2	22-41	5-13	301/11.1
J. Baker	9-8	291	35-99	.354	9-31	.290	16-24	.667	9-31-40	4.4	21-2	37-32	3-9	95/10.6
F. Rogers	9-6	217	36-84	.429	9-25	.360	13-24	.542	17-38-55	6.1	33-2	10-20	6-5	94/10.4
D. Gaynor, II	29-21	705	88-280	.314	32-113	.283	52-67	.776	14-27-41	1.4	63-1	58-82	2-19	260/9.0
J. James	8-8	201	20-47	.426	5-18	.278	10-14	.714	5-26-31	3.9	11-0	17-20	1-4	55/6.9
I. Thornton	29-24	805	45-156	.288	10-59	.169	35-56	.625	12-85-97	3.3	86-3	63-67	22-36	135/4.7
T. Winston	1-0	21	1-3	.333	1-2	.500	1-2	.500	0-1-1	1.0	0-0	1-0	0-0	4/4.0
B. Mitchell	28-10	547	33-108	.306	6-28	.214	31-58	.534	48-91-139	5.0	64-2	8-29	11-22	103/3.7
A. Vollert	3-0	56	4-7	.571	1-1	1.000	0-0	.000	1-2-3	1.0	5-0	0-2	0-0	9/3.0
I. Basor	25-14	485	27-61	.443	3-10	.300	13-29	.448	39-56-95	3.8	62-3	9-26	4-6	70/2.8
L. Bahner	9-5	168	5-14	.357	0-0	.000	11-19	.579	14-23-37	4.1	17-0	0-10	10-1	21/2.3
D. Mahoney	25-3	328	17-71	.239	6-44	.136	6-6	1.000	5-19-24	1.0	21-0	28-29	0-6	46/1.8
R. Singer	28-3	401	11-43	.256	4-24	.167	14-23	.609	24-31-55	2.0	57-2	9-15	8-5	40/1.4
M. Pollard	5-0	59	2-9	.222	0-0	.000	0-2	.000	3-10-13	2.6	14-1	1-4	3-1	4/0.8
Team									36-57-93	3.1		11		
SJSU	30	6025	553-1559	.355	196-668	.293	310-475	.653	272-667-939	31.3	548-18	294-426	78-145	1612/53.7
OPP	30	6025	725-1574	.461	205-539	.380	431-655	.658	293-819-1112	37.1	484 -	443-344	85-221	2086/69.5



Brandon Clarke




Ryan Welage



Jalen James



Isaac Thornton



Jaycee Hillsman

SCORES & STATS

2017-18 (4-26, 1-17 MW)

COACH: Jean Prioleau

ASSISTANTS: Will Kimble, Jay Morris, Ryan Cooper

Nov.	10	Antelope Valley (H)	W	97-45
	12	San Diego (H)	L	64-81
	16	Southern Utah (A)	L	69-81
	19	#21 Saint Mary's (H)	L	61-79
	22	Idaho State (H)	W	62-54
	29	Bowling Green (A)	L	79-85
Dec.	2	Southern Illinois (A)	L	58-76
	5	Denver (A)	L	56-58
	9	Portland (A)	L	55-64
	17	South Dakota (H)	L	62-76
	21	Santa Clara (A)	W	75-63
	27	*Utah State (A)	L	72-86
	30	*Colorado State (H)	L	52-59
Jan.	3	*UNLV (H)	L-OT	76-82
	6	*New Mexico (A)	L	47-80
	9	*San Diego State (A)	L	49-85
	13	*Air Force (H)	L	71-78
	17	*Nevada (H)	L	54-71
	24	*Boise State (A)	L	71-94
	27	*Wyoming (H)	L-OT	86-90
	31	*UNLV (A)	L	67-76
Feb.	3	*New Mexico (H)	L	68-71
	10	*Colorado State (A)	L	79-90
	14	*Fresno State (H)	L	57-77
	17	*Wyoming (A)	L	75-89
	21	*#20 Nevada (A)	L	67-80
	24	*San Diego State (H)	L	59-71
	28	*Utah State (H)	W	64-62
Mar.	3	*Air Force (A)	L	61-83
	7	*Wyoming (N)	L	61-74

* – Mountain West contest

2017-18 Individual Statistics

Player	G/S	Min	FG-FGA	Pct.	3FG-3FGA	Pct.	FT-FTA	Pct.	REB	Avg.	PF-D	A-TO	Blk-S	Pts./Avg.
R. Welage	30-29	1039	191-414	.461	60-140	.429	100-114	.877	26-135-161	5.4	43-0	42-54	5-17	542/18.1
K. Fisher	30-30	769	122-248	.492	0-0	.000	68-105	.648	56-134-190	6.3	97-3	26-61	7-25	312/10.4
J. Hillsman	30-13	748	89-215	.414	27-79	.342	82-101	.812	31-96-127	4.2	75-2	71-77	8-17	287/9.6
B. Mitchell	9-0	152	25-47	.532	3-9	.333	5-9	.556	8-16-24	.27	15-0	6-14	7-5	58/6.4
O. Barry	30-14	607	72-135	.533	3-14	.214	26-61	.426	38-61-99	3.3	74-2	16-41	24-8	173/5.8
N. Baumann	30-17	535	54-133	.406	40-87	.460	7-14	.500	8-48-56	1.9	25-0	39-52	2-12	155/5.2
J. James	27-19	545	41-124	.331	18-60	.300	19-20	.950	6-55-61	2.3	49-1	66-51	4-14	119/4.4
N. Carlisle	19-2	331	26-61	.426	5-12	.417	20-27	.741	7-28-35	1.8	34-0	36-22	0-0	77/4.1
A. Chastain	27-16	494	39-94	.415	1-11	.091	29-60	.483	34-52-86	3.2	64-2	17-38	8-5	108/3.6
I. Nichols	30-9	529	36-108	.333	16-52	.308	20-34	.588	18-94-112	3.7	61-2	44-42	4-15	108/3.6
R. Singer	3-0	43	1-5	.200	0-0	.000	2-2	1.000	2-0-11	3.7	9-1	0-3	0-0	4/1.3
C. Simmons	24-1	219	8-29	.276	5-21	.238	8-10	.800	6-26-32	1.3	19-0	16-18	0-7	29/1.2
R. Parilla	5-0	39	1-5	.200	0-0	.000	0-1	.000	1-2-3	0.6	5-0	6-2	0-1	2/0.4
Team									36-43-79			15		
SJSU	30	6050	705-1618	.436	178-485	.367	386-558	.692	277-799-1076	35.9	570-13	385-490	69-135	1974/65.8
OPP	30	6050	781-1784	.438	303-868	.349	395-543	.727	261-706-967	32.2	550	491-319	102-221	2260/75.3



Keith Fisher



Ryan Welage



Jalen James



Umar Barry



Noah Baumann

2018-19 (4-27, 1-17 MW)

COACH: Jean Prioleau

ASSISTANTS: Will Kimble, Julius Hodge,
Ryan Cooper

2018-19 Individual Statistics

Nov.	7	Life Pacific (H)	W	89-72
	10	Southern Utah (H)	L	59-66
	15	Weber State (N)	L	77-85
	17	CSU Bakersfield (N)	L	72-73
	18	Central Michigan (N)	L	74-76
	24	Santa Clara (H)	L	63-71
	28	Indiana State (H)	L	57-86
Dec.	6	Bethune Cookman (H)	W	67-65
	15	Northern Arizona (H)	W	79-74
	18	Stanford (A)	L	73-78
	21	California (A)	L	80-88
	29	Saint Mary's (A)	L	45-75
Jan.	2	Fresno State* (H)	L	53-73
	9	Nevada* (A)	L	53-92
	12	Boise State* (H)	L	64-87
	16	Utah State* (H)	L	63-81
	19	UNLV* (A)	L	56-94
	23	Wyoming* (A)	L	46-59
	26	Air Force* (H)	L	71-73 (20T)
	30	Utah State* (A)	L	73-103
Feb.	2	San Diego State* (H)	L	56-67
	9	Boise State* (A)	L	57-105
	13	New Mexico* (A)	L	60-92
	16	UNLV* (H)	L	64-71
	20	Colorado State* (H)	L	70-91
	23	Air Force* (A)	L	68-82
	26	New Mexico* (H)	W	89-82
Mar.	2	San Diego State* (A)	L	56-84
	6	Wyoming* (H)	L	71-81
	9	Fresno State* (A)	L	81-121
	13	Air Force (N)	L	56-87

Player	G/S	Min	FG-FGA	Pct.	3FG-3FGA	Pct.	FT-FTA	Pct.	REB	Avg.	PF-D	A-TO	Blk-S	Pts./Avg.
M. Steadman	31-29	945	169-350	.483	5-22	.227	65-106	.613	72-192-264	8.5	76-0	27-75	14-4	408/13.2
N. Baumann	31-27	849	110-270	.407	81-178	.455	34-44	.773	10-73-83	2.7	52-0	55-61	2-16	335/10.8
B. Ivey	31-16	806	81-215	.377	38-122	.311	86-109	.789	10-62-72	2.3	97-3	102-83	2-35	286/9.2
O. Barry	17-17	424	53-106	.500	5-25	.200	40-60	.667	26-54-80	4.7	45-1	15-30	14-9	151/8.9
C. LeCesne	27-15	561	63-172	.366	10-43	.233	37-44	.841	33-87-120	4.4	54-1	56-57	3-11	173/6.4
S. Knight	31-17	622	63-197	.320	28-91	.308	38-68	.559	16-61-77	2.5	42-1	36-33	3-12	192/6.2
Z. Chappell	29-15	511	47-144	.326	18-65	.277	41-56	.732	7-44-51	1.8	41-1	65-38	1-20	153/5.3
C. Anigwe	30-1	448	43-75	.573	2-6	.333	31-64	.484	46-53-99	3.3	39-0	7-18	8-4	119/4.0
A. Chastain	31-15	502	37-81	.457	3-8	.375	17-38	.447	28-65-93	3.0	49-1	15-29	2-4	94/3.0
B. Rodriguez-Flores	24-1	204	23-65	.354	8-36	.222	7-11	.636	10-16-26	1.1	16-0	13-14	1-4	61/2.5
I. Nichols	21-1	191	16-58	.276	6-26	.231	5-10	.500	14-23-37	1.8	17-0	18-20	1-8	43/2.0
T. Smith	18-1	125	6-17	.353	4-11	.364	2-6	.333	1-8-9	0.5	5-0	9-5	0-2	18/1.0
K. Hammonds	11-0	62	2-15	.133	2-8	.250	3-4	.750	0-5-5	0.5	6-0	5-4	1-2	9/0.8
TEAM									54-60-114			18		
SJSU	31	6250	713-1765	.404	210-641	.328	406-620	.655	327-803-1130	36.5	539-8	423-485	52-131	2042/65.9
OPP	31	6254	920-1947	.473	348-931	.374	346-530	.653	313-833-1146	37.0	595	542-345	91-243	2534/81.7

* – Mountain West contest



Seneca Knight



Noah Baumann



Craig LeCesne



Michael Steadman



Ashtin Chastain

