



# SAN JOSÉ STATE UNIVERSITY WOMEN'S BASKETBALL



Andrea Kohlhaas



Myzhanique Ladd



Hallie Gennett



2017-18 MEDIA GUIDE



# San Jose State Women's Basketball

## 2017-18 Schedule

Nov. 10	at UCLA	Westwood, Calif.	7:00 p.m.
Nov. 17	CSU Bakersfield	The Event Center	7:00 p.m.
Nov. 19	Portland State	The Event Center	2:00 p.m.
Nov. 24	at Pacific (Tiger Turkey Tip-Off)	Stockton, Calif.	3:30 p.m.
Nov. 25	vs. Brown or Hampton (Tiger Turkey Tip-Off)	Stockton, Calif.	TBA
Nov. 28	at Santa Clara	Santa Clara, Calif.	7:00 p.m.
Dec. 1	San Francisco	The Event Center	7:00 p.m.
Dec. 7	Cal State Northridge	The Event Center	7:00 p.m.
Dec. 10	at Oregon State	Corvallis, Ore.	2:00 p.m.
Dec. 17	Nebraska	The Event Center	12:00 p.m.
Dec. 20	Southern Oregon	The Event Center	7:00 p.m.
Dec. 28	Utah State*	The Event Center	7:00 p.m.
Dec. 30	at Colorado State*	Fort Collins, Colo.	2:00 p.m.
Jan. 3	at UNLV*	Las Vegas, Nev.	6:00 p.m.
Jan. 6	New Mexico*	The Event Center	2:00 p.m.
Jan. 10	San Diego State*	The Event Center	7:00 p.m.
Jan. 13	at Air Force*	Colorado Springs, Colo.	1:00 p.m.
Jan. 17	at Nevada*	Reno, Nev.	6:30 p.m.
Jan. 24	Boise State*	The Event Center	7:00 p.m.
Jan. 27	at Wyoming*	Laramie, Wyo.	2:00 p.m.
Jan. 31	UNLV*	The Event Center	7:00 p.m.
Feb. 3	at New Mexico*	Albuquerque, N.M.	2:00 p.m.
Feb. 10	Colorado State*	The Event Center	2:00 p.m.
Feb. 14	at Fresno State*	Fresno, Calif.	7:00 p.m.
Feb. 17	Wyoming*	The Event Center	2:00 p.m.
Feb. 21	Nevada*	The Event Center	7:00 p.m.
Feb. 24	at San Diego State*	San Diego, Calif.	1:00 p.m.
Feb. 27	at Utah State*	Logan, Utah	6:00 p.m.
Mar. 2	Air Force*	The Event Center	7:00 p.m.
Mar. 5-9	TBA	<b>Mountain West Championship</b> Las Vegas, Nev.	TBA

\* - Mountain West Game

All times local to the site and subject to change

Mountain West Schedule Bye Dates - January 20 & February 7



## Contents

San José State University .....	2-3
The Mountain West .....	4-5

### Coaches

Head Coach Jamie Craighead .....	6-7
Assistant Coach Dan Muscatell .....	8
Assistant Coach Jourdan Willard.....	9
Assistant Coach Alle Moreno .....	10
Support Staff .....	11

### 2017-18 Spartans

Roster Breakdown .....	14
Radio/TV Roster .....	15
Myzhaniqe Ladd .....	16-17
Hallie Gennett.....	18-19
Andrea Kohlhaas.....	20-21
Analyss Benally.....	22-23
Fieme'a Hafoka .....	24-25
Alexis Harris .....	26-27
Taylor Turney.....	28-29
Megan Anderson .....	30-31
Courtesy Clark .....	32-33
Chinwe Ezeonu .....	34-35
Heleyna Hill .....	36-37
Cyndi Lewis .....	38-39
Danae Marquez.....	40-41
Anna Thomasdotter .....	42-43
Mikaylah Wilson.....	44-45

### 2016-17 Review

Season Box Score .....	48
Conference Box Score .....	49
Schedule/Results & Leaders.....	50
Points-Rebounds-Assists.....	51

### Record Book

1,000-Point Club .....	54-57
Career Records .....	58-59
Single-Season Records.....	60-61
Individual Records .....	62
Team Records .....	63
The Event Center Records .....	64
Top Scoring & Rebounding Games .....	65
Spartan Honors .....	66-67
All-Century Team/Hall of Fame .....	68-69
All-Time Roster .....	70-71
Coaching Records .....	72
All-Time Series .....	73
All-Time Series Scores .....	74-83
Year-By-Year Scores .....	84-96

### Credits

The 2017-18 San José State University women's basketball media guide was produced by the schools athletics media relations department.

Cover design by Curtis Ying. Photography by Terrell Lloyd.

Inside photography by Terrell Lloyd, Kym Fortino, Vernon McKnight, Wayne Salvatore, Ron Fried, San José State University.

San José State does not discriminate on the basis of race, color, religion, national origin, sex, sexual orientation, marital status, pregnancy, age, disability, disabled veteran's or Vietnam veteran's status. This policy applies to all San José State student and staff programs and activities. Questions regarding this policy should be directed to the Director of the Office of Equal Employment Opportunity/Affirmative Action, SJSU, San Jose, CA 95192, (408) 924-1115.

# San José State University



Annually ranked among the top-10 masters-level public universities in the West by *U.S. News & World Report's* survey of "America's Best Colleges".





**President  
Mary Papazian**



**Athletics Director  
Marie Tuite**



San José State is the number one supplier of education, engineering, computer science and business graduates to Silicon Valley, the world's high-tech capital.



# The Mountain West



From its inception in 1999, the Mountain West (MW) has been committed to excellence in intercollegiate athletics, while promoting the academic missions of its member institutions. Progressive in its approach, the MW continues to cultivate opportunities for student-athletes to compete at the highest level, while fostering academic achievement and sportsmanship. Now in its 19th year, the MW has been assertive in its involvement in the NCAA governance structure and has taken a leadership role in the overall administration of intercollegiate athletics.

The Mountain West has marked several achievements during its first 18 years, most notably becoming the first to establish a sports television network dedicated solely to an intercollegiate athletic conference (The Mtn.). The Mountain West also was the first to experiment with the coaches' challenge in the college football instant replay system, and was the first non-automatic-qualifying BCS conference to participate in four BCS bowl games, winning three. In the inaugural year of the new College Football Playoff system, Boise State earned the automatic slot into a New Year's Six bowl game as the highest-ranked champion from the Group of Five 5 conferences. The Mountain West was among the first conferences to implement a league-wide state-of-the-art basketball instant replay system.

The Mountain West is noted for its geographic diversity. Some of the most beautiful terrain and landscapes in the nation can be found within Mountain West boundaries, including the majestic Rocky Mountain range, which borders five MW institutions

(Air Force, Boise State, Colorado State, New Mexico and Utah State). The high plains of Wyoming contrast with the desert cities of Las Vegas and Reno, home to UNLV and Nevada, respectively, while Fresno State, San Diego State and San José State add a West Coast influence with their locations. The inclusion of the Hawai'i football program extends the Mountain West footprint to the beautiful islands in the Pacific Ocean.



## ACADEMICS

From the outset, Mountain West member institutions have been committed to creating strong academic relationships, as well as athletic competition. To that end, the chief academic officers of each institution have explored academic exchange programs, library crossovers and shared research. In addition, the faculty athletics representatives routinely

# The Mountain West



provide academic assistance and test-taking services for student-athletes visiting from fellow member institutions for competition.



## OPPORTUNITY

The Mountain West provides a first-class athletic and academic experience for more than 5,100 student-athletes each year. Over the past 18 years, 42 Mountain West student-athletes have earned NCAA Postgraduate Scholarships, and since the league's inception in 1999, an additional 32 student-athletes have been named MW Scholar-Athlete of the Year and awarded league-sponsored postgraduate scholarships. Four Mountain West student-athletes have earned distinction as Rhodes Scholars.

Conference student-athletes are also given a voice regarding issues within the MW and NCAA governance structure through representation on the Student-Athlete Advisory Committee (SAAC). The Mountain West SAAC consists of 23 representatives: two from each full member institution and one faculty athletics representative. The committee reviews and reacts to legislation and to other topics referred by the Conference constituent group or committees related to the student-athlete experience.

## ACHIEVEMENT

The MW has produced 1,059 All-America selections among its 18 sponsored sports (men's swimming was discontinued as a Conference sport following the 2010-11 season) in the last 18 years, including a league-record 103 All-America honorees in 2016-17. A total of 190 MW student-athletes have also earned Academic All-America accolades in that span. The Mountain West has sent at least 25 teams to NCAA postseason event in each of the past 18 years, capturing four team national championships in women's cross country and producing 43 individual national championships in the sports of men's golf, men's cross country, women's diving and men's and women's indoor track & field and outdoor track & field.

Mountain West members have participated in 84 bowl games under the league umbrella, including four appearances in BCS games and one CFP game. The MW has earned 80 postseason bids in men's basketball, with five Sweet 16 appearances among 44 NCAA Tournament appearances and three NIT Final Four berths. MW women's basketball has tallied 75 postseason slots, including 36 NCAA bids, five Sweet 16 appearances and one Elite Eight berth since 2000.



# Jamie Craighead

Head Coach | Fourth Year | Oregon, 2002

Coaching Staff

The Spartans

2016-17 Review

Record Book

On September 16, 2013, Jamie Craighead, who coaches an up-tempo offense and stifling defense, was named the eighth head women's basketball coach at San José State University.

Entering 2017-18, her fifth season leading the Spartans, Craighead's teams have set and then broken the program's record for points scored in a season, which currently stands at 2,511, and in 2014-15 set a San José State and Mountain West Conference single-game record when the Spartans scored 119 points in a win over Columbia.

Under her guidance SJSU reached the semifinals of the 2015 Mountain West Championship Tournament. It marked just the second time in the 42-year history of the program that the team advanced that far in its conference championship tournament. In addition, the team's 15 wins were the most since the 2004-05 team won 18 games.

The 2013-14 squad established single-season marks for free throws attempted (726) and made (493) as well as three-pointers attempted (793) and made (245). In 2014-15, the Spartans set new marks for three-pointers attempted (872) and made (271), assists (501) and total field goal attempts (2,262).

In her four seasons, Craighead's players have earned eight conference post-season awards for their play on the court. In addition, they have earned 26 Academic All-Mountain West (3.0+ GPA) and nine Mountain West Scholar-Athlete honors (3.5+ GPA), four Dean's Scholar (3.65+ GPA) and three President's Scholar designation (4.0 GPA+) as well as eight Arthur Ashe, Jr. Sport-Scholar Award and a first-team Capital One Academic All-District VIII honor. Finally student athletes, Ta'Rea Cunnigan, the school's all-time leader in scoring, and Emily Vann graduated Magna Cum Laude in 2015 and 2016, respectively.

Craighead came to San José State after spending four seasons at Sacramento State (2009-10-to-2012-13), where she was the winningest women's head basketball coach in 20 years and the only coach to post a winning conference record at Sacramento State since they entered the Big Sky Conference in the 1996-97 season. Under her guidance the Hornets reached the Big Sky Conference Tournament for just the fifth (2012) and sixth (2013) times in program history. In those appearances, Sacramento State earned its first tournament wins and reached the semi-final round both years. The youngest head coach in Division I when she took over the Hornets, Craighead's teams, playing a fast-break type offense, led the Big Sky Conference in scoring in each of her four seasons.

Sacramento State set several program records in 2012-13 including field goals made, assists, blocked shots and fewest turnovers committed. In addition, the team's 19 wins equaled the program's single-season record, which was set in the 1990-91 season. The Hornets led the Big Sky in points, 3-pointers, and assists and on the defensive end, topped the league in steals and blocks.

Also in 2012-13, Craighead coached Kylie Kuhns and Megan Kritscher, two of the top post players in the Big Sky Conference. Kuhns, at only six feet tall, broke the school and Big Sky career rebounding records during the year, while also leading the team in scoring. For her efforts, Kuhns earned All-Big Sky first-team honors. Kritscher shattered the Big Sky single-season blocks record and ranked fourth in the NCAA in blocks per game for the season.

In four seasons, nine of her players garnered All-Big Sky honors. She coached 2011-12 Big Sky Freshman of the Year Fantasia Hilliard, and 23 of her athletes received Academic All-Big Sky Conference honors for their work in the classroom.

Prior to accepting the top job at Sacramento State, Craighead spent the 2007-08 season as an assistant for the Hornets before being promoted to Associate Head Coach the following year. Craighead started her coaching career in 2002 under two-time NCAA Division II Coach of the Year Gordy Presnell at Seattle Pacific University. In her three years at SPU, the team posted an 89-5 record, won three PacWest Conference titles, qualified for the NCAA Division II Tournament each year and reached the championship game in 2005. After her success in Seattle, she spent two seasons as an assistant at Portland State University before taking a position at Sacramento State.

As a collegiate player at the University of Oregon, Craighead led the Ducks to the 2002 WNIT championship after three appearances in the NCAA Tournament. When she finished her career, her 182 3-point field goals made ranked second all-time in Ducks history.

Craighead earned honorable mention Academic All-Pac-10 honors as a senior and graduated from Oregon with a bachelor's degree in educational studies in 2002.





Coaching Staff

The Spartans

2016-17 Review

Record Book

### Craighead Year-By-Year

Year	School	Overall	Conf.
2009-10	Sacramento State	15-15	10-6
2010-11	Sacramento State	4-25	1-15
2011-12	Sacramento State	13-18	7-9
2012-13	Sacramento State	19-12	13-7
2013-14	San José State	11-19	5-13
2014-15	San José State	15-17	7-11
2015-16	San José State	13-17	11-7
2016-17	San José State	11-21	7-11
<b>Totals</b>		<b>101-144</b>	<b>61-79</b>

# Dan Muscatell

Assistant Coach | Fourth Year | Western Washington, 1983



Coaching Staff

The Spartans

2016-17 Review

Record Book

The 2017-18 season is the third in which Dan Muscatell serves the San José State women's basketball team as an assistant coach.

Muscatell's primary on-court responsibilities are scouting, coaching the team's half-court defense and rebounding as well as post and center development. Off the court he assists in recruiting, game scheduling and is the program's camp coordinator.

Muscatell came to San José State after five seasons (2010-14) as an assistant at Oregon. Among other student athletes, he recruited Jillian Alleyne to Eugene, Ore. In 2013-14, Alleyne was honored with several national awards including Honorable Mention All-American from both the *Associated Press* and *FullCourt.com*. Alleyne set Pac-12 and program records for rebounds (494) and double-doubles (28) in a season as well as a single-game rebounding record (27). In his five years at Oregon, Duck players earned all-conference recognition 15 times and 22 times were honored for their academic excellence.

Prior to Oregon, Muscatell spent six years (2004-09) as head coach at Sacramento State, the final two with Craighead as an assistant on his staff. He coached seven student-athletes to All-Big Sky honors, including 2004-05 conference Newcomer of the Year Kim Sheehy. Off the court, 24 players received Big Sky all-academic accolades, culminating in 2009 with their second consecutive NCAA Academic Performance Program Public Recognition Award. Of 21 student-athletes that reached senior eligibility 20 graduated.

Prior to Sacramento State, he spent four years as an assistant coach at Oregon (1999-03) and among his recruits and players was Jamie Craighead. During his tenure the program won a Pac-10 championship (2000) while compiling 74-49 overall and 42-30 conference records. The team made three postseason appearances during that four-year stretch. They participated in the 2000 and 2001 NCAA Tournaments and were champions of the 2002 WNIT Tournament.

Muscatell was responsible for one of the nation's top recruiting classes in 2001. He has coached or recruited six former WNBA players including current New York Liberty forward Cathrine Kraayeveld.

A graduate of Western Washington University with a bachelor's degree in physical education/psychology (1983) and a master's degree in administration (1990), Muscatell and his wife, Terri, have three children: Keely, Jessica and Drew.

# Jourdan Willard

Assistant Coach | Fifth Year | Sacramento State, 2009

Jourdan Willard enters her fifth season as an assistant coach with the San José State women's basketball program in 2017-18.

Willard's primary on-court responsibilities for the Spartans include wing and trail post development, rebounding and offense and opponent scouting. Off the court she is the program's recruiting and academic coordinator.

In her four years at San José State, Willard has had one CoSIDA Academic All-District VIII honoree, three SJSU President's Scholars, four Dean's Scholars, eight Arthur Ashe, Jr. Sports Scholars, 10 Mountain West Scholar Athletes and 26 Academic All-Mountain West honorees.

Willard came to the Spartans after spending five years working on the women's basketball staff at Sacramento State. She began her coaching career as an undergraduate assistant for the Hornets in 2008-09 and was elevated to the team's director of basketball operations the following season. In 2010-11 she was appointed as an assistant coach and held that position for the next three seasons primarily developing the program's perimeter players.

In 2012-13, Willard mentored one of the top players in the Big Sky Conference in Kylie Kuhns. Kuhns broke the school and Big Sky career rebounding records during the year while also leading the team in scoring. For her efforts, Kuhns earned All-Big Sky first-team honors.

Willard began her collegiate playing career at Nevada (2005 & 2006). She then transferred to Sacramento State and played parts of two seasons (2007 & 2008) before her career was cut short by injury.

Willard earned a degree in business/marketing from Sacramento State in 2009 and is currently working on a master's degree in education with an emphasis in gender equity from the same institution.



# Alle Moreno

Assistant Coach | Third Year | Sacramento State, 2014



Coaching Staff

The Spartans

2016-17 Review

Record Book

On July 1, 2015, Alle Moreno was named assistant coach for the San José State women's basketball program.

Entering her third year as a full-time staff member, she served as a graduate manager for the 2014-15 season, Moreno's on-court responsibilities include back court (point guard and two guard) player development and preparation for special situations. Off the court she is the co-Recruiting Coordinator, works on opponent scouting, film exchange, practice and game film breakdown and assists in all recruiting efforts.

Moreno came to San José State after earning a degree in criminal justice from Sacramento State in 2014. As a four-year member of the Hornets women's basketball team, she enjoyed one of the most accomplished careers in the program's history. Moreno completed her eligibility ranked seventh on Sacramento State's career scoring list with 1,280 points.

In addition, she finished her playing career in the top-10 of six other statistical categories including holding the program's career marks for steals (223), 3-pointers (238) and 3-point attempts (808). Three of her seasons (2011-13) she played for Spartans' head coach Jamie Craighead.

A two-time All-Big Sky performer and a member of the 2013 Big Sky All-Tournament Team, Moreno excelled in the classroom as well where she was a four-time Academic All-Big Sky honoree.

The 2010 graduate of Saint Mary's High School in Stockton, Calif., she was a member of that year's high school national championship team as well as state championship squads in 2009 and 2010.

Moreno earned an MBA from San José State in May 2016.

# Support Staff



**Chereese Thomas**  
Director of Basketball Operations  
San José State (2014)



**Laura Alexander**  
Athletic Trainer  
Chapman (2011)



**Terrance Stratton**  
Director of Equipment Operations  
Toledo (2011)



**Michael Tucker**  
Athletic Performance  
Holy Cross (2013)

# 2017-18 Spartans





STATE UNIVERSITY

UNC  
STATE

UNC  
STATE  
4

PARTANS  
32

PARTANS  
23

PARTANS  
12

**NO NAME PRONOUNCIATION**

5	Analyss Benally	Anna-lease
42	Chinwe Ezeonu	CHEEN-way ez-ON-oo
23	Hallie Gennett	HAL-lee
4	Fieme'a Hafoka	FEE-aye-mah-ah
0	Heleyna Hill	ha-LAIN-ah
2	Andrea Kohlhaas	ahn-DRAY-uh COAL-ha-ss
1	Myzhanique Ladd	MY-zha-knee-kah
35	Cyndi Lewis	Sydney
22	Danae Marquez	dah-NAY
32	Mikaylah Wilson	ma-KAY-lah



**HC Jamie Craighead**

AC	Dan Muscatell	MUH-ska-tell
AC	Jourdan Willard	jordan
AC	Alle Moreno	AL-ee

**BY CLASS**

**SENIORS - 2**

Hallie Gennett, Myzhanique Ladd

**JUNIORS - 1**

Andrea Kohlhaas

**SOPHOMORES - 4**

Analyss Benally, Fieme'a Hafoka, Alexis Harris, Taylor Turney

**FRESHMAN - 7**

Megan Anderson, Chinwe Ezeonu, Heleyna Hill, Cyndi Lewis, Danae Marquez, Anna Thomasdotter, Mikaylah Wilson

**BY POSITION**

**GUARDS - 9**

Megan Anderson, Analyss Benally, Fieme'a Hafoka, Heleyna Hill, Myzhanique Ladd, Danae Marquez, Taylor Turney

**FORWARDS - 4**

Chinwe Ezeonu, Hallie Gennett, Andrea Kohlhaas, Cyndi Lewis, Anna Thomasdotter, Mikaylah Wilson

**CENTERS - 1**

Alexis Harris

No.	Name	Pos.	Ht.	Cl.	Hometown	Last School
0	Heleyna Hill	G	5-6	Fr.	Santa Cruz, Calif.	Archbishop Mitty HS
1	Myzhanique Ladd	G	5-10	Sr.	Seattle, Wash.	Cleveland HS
2	Andrea Kohlhaas	F	5-11	Jr.	Besigheim, Germany	Otto Hahn Gymnasium
3	Taylor Turney	PG	5-9	So.	Henderson, Nev.	Foothill HS
4	Fieme'a Hafoka	G	5-9	So.	Kihei, Maui	Lahainaluna HS
5	Analyss Benally	G	5-8	So.	Park City, Kansas	Wichita-Heights HS
12	Anna Thomasdotter	F	6-0	Fr.	Lund, Sweden	Katedralskoan
22	Danae Marquez	PG	5-5	Fr.	Fresno, Calif.	Clovis West HS
23	Hallie Gennett	F	5-11	Sr.	Post Falls, Idaho	Sacramento State
24	Alexis Harris	C	6-3	So.	Palo Alto, Calif.	Palo Alto HS
30	Megan Anderson	G	6-0	Fr.	Fresno, Calif.	Clovis West HS
32	Mikaylah Wilson	F	5-10	Fr.	Rancho Cucamonga, Calif.	Etiwanda HS
33	Courtesy Clark	G	5-10	Fr.	Sacramento, Calif.	McClatchy HS
35	Cyndi Lewis	F	6-0	Fr.	Long Beach, Calif.	Mater Dei HS
42	Chinwe Ezeonu	F	6-1	Fr.	Seattle, Wash.	Seattle Prep

**Head Coach:** Jamie Craighead (Oregon, 2002)

**Assistant Coaches:** Dan Muscatell (Western Washington, 1983)  
 Jourdan Willard (Sacramento State, 2009)  
 Alle Moreno (Sacramento State, 2014)

**Director of Operations:** Chereese Thomas (San José State, 2014)

**Athletic Trainer:** Laura Alexander (Chapman, 2011)

**Athletic Performance:** Michael Tucker (Holy Cross, 2013)





**#0 Heleyna Hill**  
5-6 | G | Fr  
Santa Cruz, Calif.



**#1 Myzhaniqe Ladd**  
5-10 | G | Sr  
Seattle, Wash.



**#2 Andrea Kohlhaas**  
5-11 | F | Jr  
Besigheim, Germany




**#3 Taylor Turney**  
5-9 | PG | So  
Henderson, Nev.



**#4 Fieme'a Hafoka**  
5-9 | G | So  
Kihei, Maui



**#5 Analyss Benally**  
5-8 | G | So  
Park City, Kan.



**#12 Anna Thomasdotter**  
6-0 | F | Fr  
Lund, Sweden



**#22 Danae Marquez**  
5-5 | PG | Fr  
Fresno, Calif.



**#23 Hallie Gennett**  
5-11 | F | Sr  
Post Falls, Idaho



**#24 Alexis Harris**  
6-3 | C | So  
Palo Alto, Calif.



**#30 Megan Anderson**  
6-0 | G | Fr  
Fresno, Calif.



**#32 Mikaylah Wilson**  
5-10 | F | Fr  
Rancho Cucamonga, Calif.



**#33 Courtesy Clark**  
5-10 | G | Fr  
Sacramento, Calif.



**#35 Cydni Lewis**  
6-0 | F | Fr  
Long Beach, Calif.



**#42 Chinwe Ezeonu**  
6-1 | F | Fr  
Seattle, Wash.



**Jamie Craighead**  
Head Coach

Coaching Staff

The Spartans

2016-17 Review

Record Book

**SPARTAN NOTES:** In her fourth year as a Spartan...enters her senior season ranked 7th on the program's career list for free throw percentage (.759), 23rd in free throw attempts (249), 11th in offensive rebounds (157) and 21st in assists (169).

**2016-17:** A starter in all 32 games, tying for the most by a Spartan in a season...averaged 8.4 points, 6.3 rebounds, 2.5 assists and 1.2 steals in 33.0 minutes per game...reached double digit scoring 10 times including a season best 17 points at San Diego State (2/8) and at Air Force (2/18)...knocked down multiple three-pointers five times, including a career-best three against Saint Mary's College (12/3)...among five double digit rebounding efforts, recorded two double doubles – vs. Nevada (12/29) and at Air Force...in the Nevada game set a career-high with 13 rebounds...dished out seven assists, a single-game career best, vs. Air Force (1/14)...twice in the season equaled her career-high with four steals – vs. Santa Clara (11/20) and at Nevada (2/28)...her two blocks came vs. Pacific (11/18) and vs. Fresno State (2/15)...played a career-high 43 minutes vs. San Diego State (1/11)...finished the season ranked second on the team in field goal percentage and assists, third in scoring, rebounding, steals and free throw percentage...in the Mountain West ranked 8th in free throw percentage, 11th in offensive rebounds (2.4/g) 14th in assists, 16th in rebounding...her 77 offensive and 126 defensive rebounds rank 17th and 25th, respectively, on the programs single-season list...established career-highs in points, field goals, field goal attempts, three-pointers, three-goal attempts, free throw percentage, rebounds, assists, steals and blocks. (Game-by-Game Stats)

**2015-16:** Appeared in all 30 games, starting the final 22 games of the year...averaged 7.8 points, 4.9 rebounds, 2.0 assists and 1.2 steals in 26.1 minutes per game...scoring went from 4.7-to-9.2 and rebounds went from 3.8-to-5.1 per game after being inserted into the starting lineup on 12/17...reached double digit scoring nine times including a career-high 19 points against New Mexico State (12/17)...twice – against New Mexico State and against Boise State (1/20)...hit a career-best seven field goals in a game...dished out a career-high five assists against Air Force (1/2)...twice pulled down double digit rebounds including a career-high 12 boards against New Mexico (2/13)...single-game best four steals came at New Mexico (1/23)...had her first double double (13 points & 10 rebounds) at Air Force (1/30)...ranked second on the team in steals (36) and field goal percentage (.464), third in assists (60) and minutes (784) and fourth in rebounds (146)...led the team in scoring twice and in rebounding seven times...her nine free throws made at New Mexico equaled the team-high for the year...established career bests in nearly every statistical category. (Game-by-Game Stats)

**2014-15:** Made nine starts in 29 appearances...averaged 4.5 points, 1.8 rebounds, 1.0 assists and 0.8 steals in 13 minutes per game...season-high 15 points came in the season opener at Utah (11/14)...reached double-figure scoring five times...versus Columbia (11/16) and at UC Irvine (11/22) grabbed a season-best six rebounds...dished out a single game high four assists versus Southern Oregon (12/2)...at Wyoming (1/3), stole the ball a season-high four times...lone block on the season came against UNLV (1/10)...went 8-for-8 from the line at Utah...ranked second on the team in free throw percentage at .779 (46-for-59).(Game-by-Game Stats)

**HIGH SCHOOL:** A 2014 graduate of Cleveland High School in Seattle, Wash. ...earned the Washington State Girls' Basketball Coaches Association 2014 Ms. Basketball Washington State...won 2013 and 2014 Class 3A state championships (coach Stephanie Wheeler-Smith)...named a MVP of the Metro League as a senior as well as a first-team honoree...selected a second-team All-Metro League performer as a junior and sophomore...was a two time Metro League champion.

**MYZHANIQUE:** Majoring in radio, television and film...nickname is MyMy...hopes to pursue a career in television production after graduation...the daughter of Tracie Brown and Mychal Ladd, Sr....grandfather Gary Ladd, was a point guard at Seattle and was a fifth-round draft selection of the NBA Seattle SuperSonics in 1972...has a sister Khadijah and brother Mychal Ladd, Jr. who played collegiately at Fresno State and Washington State, respectively....lists track and field among her favorite hobbies and activities...Myzhanique "MyMy" Ladd is a native of Seattle, Wash.



**CAREER STATS**

Year	G-GS	Mins	FG-A
2014-15	29-9	376	38-112
2015-16	30-22	784	78-168
2016-17	32-32	1055	89-221
<b>TOTAL</b>	<b>91-63</b>	<b>2215</b>	<b>205-501</b>



1

**MYZHANIQUE  
LADD**

**GUARD**

5-10 | SENIOR | SEATTLE, WASH.



**HONORS**

- 2017  
Arthur Ashe, Jr., Sports-Scholar  
Academic All-Mountain West
- 2016  
Arthur Ashe, Jr., Sports-Scholar  
Academic All-Mountain West
- 2015  
Academic All-Mountain West

Pct	3PT-A	Pct	FT-A	Pct	Off	Def	Tot	Avg	PF-FO	Ast	TO	Blk	St	Pts/Avg
.339	9-33	.273	46-59	.780	19	32	51	1.8	43-1	30	31	1	22	131/4.5
.464	11-37	.297	68-95	.716	61	85	146	4.9	33-0	60	46	0	36	235/7.8
.403	17-63	.270	75-95	.789	77	126	203	6.3	59-0	79	61	2	39	270/8.4
.409	37-133	.278	189-249	.759	157	243	400	4.4	135-1	169	138	3	97	636/7.0

**SPARTAN NOTES:** In her third year as a Spartan.

**2016-17:** Appeared in all 32 games, including one start at Utah State (2/22)...averaged 4.9 points, 2.6 rebounds and 0.5 assists in 12.9 minutes per game...reached double-digit scoring five times including a season-high 16 points vs. Oregon (11/27)...grabbed a career-high nine rebounds against Nevada (12/29)...led all players coming off the bench in points and rebounds...on three occasions had a season-best two steals in a game – vs. Nevada, at UNLV (1/28) and vs. New Mexico (2/4)...matched a career-best with three assists at Nevada (2/28)...two of her four free throws on the season came at Fresno State (1/7)...ranked fourth on the team in three-pointers knocked down a season-high four vs. Oregon...played 27 minutes, a high for the year, vs. #7 Mississippi State in the 2016 Rainbow Wahine Showdown.(Game-by-Game Stats)

**2015-16:** Sat out the 2015-16 season serving a year in residence per NCAA Transfer Rule.

**SACRAMENTO STATE:** Competed for the Hornets in the 2013-14 and 2014-15 seasons... set the single-season program records for three-pointers twice (85 in 2013-14 and 86 in 2014-15) and three-point attempts (263 in 2013-14 and 278 in 2014-15)...averaged 11.7 points and 2.6 steals in two seasons.

**HIGH SCHOOL:** A 2013 graduate of Post Falls (Idaho) HS where she played her senior season (coach Marc Allert)...averaged 14 points and seven rebounds and earned first-team All-Northern Idaho honors...the team won the Idaho 5A state championship compiling a 24-1 record...attended University High School in Spokane, Wash., (coach Mark Stinson) from freshman through junior year...as a junior was named a first team All-Greater Spokane League performer after averaging a team-high 14.5 points per game...led the team to the semifinals of the 3A state tournament in 2012...competed in volleyball for three years, earning second team all-Greater Spokane League honors in 2012, and ran cross country and track.

**HALLIE:** Majoring in recreation management...the daughter of Kerri and Jeremy Gennett...lists running, hiking and lifting weights among her hobbies...played AAU ball for the Spokane Stars (coach Ron Adams)...plans to pursue a career as an athletic trainer or physical therapist after graduation...Hallie Gennett is a native of Spokane, Wash.



#### CAREER STATS

Year	G-GS	Mins	FG-A	Pct	3PT-A	Pct	FT-A
2013-14	30-15	615	117-323	.362	85-263	.323	17-25
2014-15	31-21	626	123-372	.331	86-278	.309	44-57
2016-17	32-1	413	58-178	.326	38-134	.284	4-6
<b>TOTAL</b>	<b>93-37</b>	<b>1,654</b>	<b>298-873</b>	<b>.341</b>	<b>209-675</b>	<b>.310</b>	<b>65-88</b>



# 23

## HALLIE GENNETT

### FORWARD

5-11 | SENIOR | POST FALLS, IDAHO



#### HONORS

- 2017  
Preseason Mountain West  
Newcomer of the Year
- 2017  
Academic All-Mountain West

Pct	Off	Def	Tot	Avg	PF-FO	Ast	TO	Blk	St	Pts/Avg
.680	45	29	74	2.5	35-0	14	18	5	16	336/11.2
.772	41	42	83	2.7	21-0	14	29	2	31	376/12.1
.667	27	57	84	2.6	41-0	15	18	5	14	158/4.9
.739	113	128	241	2.6	56-0	43	65	12	61	870/9.3

**SPARTAN NOTES:** In her third year as a Spartan.

**2016-17:** Appeared in 30 games with two starts – vs. Fresno State (2/15) and at Air Force (2/18)...averaged 3.0 points and 1.7 rebounds in 12.8 minutes per game...improved in every statistical category from a year ago...had the team's best three-point shooting percentage (.360, 18-for-50) and knocked down a single-game high two treys four times – vs. Pacific (11/18), vs. Santa Clara (11/20), vs. Saint Mary's College (12/3) and at San Diego State (2/8) ...equaled her single-game scoring high, with nine points, two times – vs. Saint Mary's College and at San Diego State...20 minutes played and four rebounds vs. Pacific were a career-high...twice – vs. Saint Mary's College and at Nebraska (12/9) - had a career-best two steals...two assists against Oregon (11/27) equaled a single-game high...was 3-for-4 from the free throw line at San Diego State, both career-highs. (Game-by-Game Stats)

**2015-16:** Appeared in 27 games coming off the bench...averaged 1.1 points and 0.7 rebounds in 6.5 minutes per game...single game-high nine points came in the season opener versus Southern Oregon (11/13)...nine of 10 field goals made on the season were from beyond the arc...sank a season-high three three-pointers against Southern Oregon...grabbed a single-game best three rebounds at Air Force (1/30)...best assist night was two against Utah State (2/27)...lone block came against Colorado State (1/27)...had steals against Southern Oregon and Boise State (1/20). (Game-by-Game Stats)

**HIGH SCHOOL:** A 2015 graduate of Otto Hahn Gymnasium in Ludwigsburg, Germany...was part of a team that finished in second place in the German National Championship in 2013.

**CLUB:** In 2015, competed in Germany's Damen Basketball-Bundesliga for Grüner Stern Keltern (coach Christian Hergenroether)...led her team to the league finals and elevation from the second to the first division...from 2009-14 competed for BSG Ludwigsburg...in 2011 her team reached the German Final Four...in they played in the Elite Eight in the German National Youth League

**ANDREA:** Majoring in international business...the daughter of Stefania and Jochen Kohlhaas...lists cooking, shopping and spending time with her friends among things she likes to do when she is away from the court...hopes to pursue a career as a player in Germany after graduation and then become a business owner...Andrea Kohlhaas is a native of Bayreuth, Germany.

#### CAREER STATS

Year	G-GS	Mins	FG-A	Pct	3PT-A	Pct
2015-16	27-0	176	10-32	.313	9-31	.290
2016-17	30-2	383	29-78	.372	18-50	.360
<b>TOTAL</b>	<b>57-2</b>	<b>559</b>	<b>39-110</b>	<b>.355</b>	<b>27-81</b>	<b>.333</b>



2

**ANDREA  
KOHLHAAS**

**FORWARD**

5-11 | JUNIOR | BESIGHEIM, GERMANY



**HONORS**

- 2017  
Academic All-Mountain West
- 2016  
Academic All-Mountain West

FT-A	Pct	Off	Def	Tot	Avg	PF-FO	Ast	TO	Blk	St	Pts/Avg
0-0	.000	4	16	20	0.7	16-0	3	11	1	2	29/1.1
13-22	.591	12	38	50	1.7	50-0	9	21	6	12	89/3.0
13-22	.591	16	54	70	1.2	66-0	12	32	7	14	118/2.1

**SPARTAN NOTES:** In her second year as a Spartan.

**2016-17:** Appeared in 17 games coming off the bench...averaged 0.2 points in 3.2 minutes per game...season-high in points, three, came at Utah State (2/22) where she also assisted on another bucket...in eights minutes of action at Boise State (1/21), a season high, snagged a lone rebound of the season...had steals vs. Stanislaus State (12/18) and at Utah State. (Game-by-Game Stats)

**HIGH SCHOOL:** A 2016 graduate of Wichita Heights High School in Park City, Kan...two-time Wichita Eagle All-City League second team honoree...three-time Wichita Eagle All-Class 5A honorable mention selection...named a 2016 Navajo Times all-star, a Sports In Kansas Class 5A second-team honoree...one of 16 athletes to compete in the 2016 American Family Insurance High School 3-point Championship...averaged 12.2 points per game her last two years...member of the 2012-13 Kansas state championship squad.

**ANALYSS:** Undecided on a major...the daughter of Vikki and Brian Benally...Analyss Nicole Benally is a native of Shiprock, N.M.

**CAREER STATS**

Year	G-GS	Mins	FG-A	Pct	3PT-A	Pct
2016-17	17-0	55	1-15	.067	1-15	.067
<b>TOTAL</b>	<b>17-0</b>	<b>55</b>	<b>1-15</b>	<b>.067</b>	<b>1-15</b>	<b>.067</b>





# 5

## ANALYSS BENALLY

GUARD

5-8 | SOPHOMORE | PARK CITY, KAN.

FT-A	Pct	Off	Def	Tot	Avg	PF-FO	Ast	TO	Blk	St	Pts/Avg
0-0	.000	0	1	1	0.1	4-0	1	1	0	2	3/0.2
0-0	.000	0	1	1	0.1	4-0	1	1	0	2	3/0.2

**SPARTAN NOTES:** In her second year as a Spartan.

**2016-17:** Appeared in 30 games coming off the bench...averaged 1.2 points, 1.0 rebounds and 0.5 assists in 8.2 minutes per game...scored a season-high five points in the team's victory at San Diego State (2/8)...led all freshman with 10 steals, including a season-high two at #16 Arizona State (11/13), at Hawai'i (11/25) and at Nebraska (12/9)...in back-to-back games – at Boise State (1/21) and vs. Colorado State (1/25) – grabbed a single-game and class-high three rebounds...best assists effort, three, came at Nevada (2/28)...knocked down two-of-three free throw attempts on the season...at Nebraska (12/9), at South Dakota (12/11) and at San Diego State sank a single-game best two shots...three-pointers came vs. Stanislaus State (12/18), at Boise State (1/21) and vs. Colorado State (1/25)...logged 20 minutes vs. Oregon, a season-high, in the 2016 Rainbow Wahine Showdown. (Game-by-Game Stats)

**HIGH SCHOOL:** A 2016 graduate of Lahainaluna High School in Lahaina, Hawai'i...a four-year varsity letter winner in basketball (coach Todd Rickard)...earned first-team Maui Interscholastic League (MIL) All-Star honors all four years...named the 2015 MIL Most Valuable Player...a three-time Star-Advertiser Fab 15 selection...a 2015 American Family Insurance ALL-USA Hawaii Girls Basketball Team member...two-year letter winner in softball (coach Lei Nakamura)

**FA-KO-FIEME'A:** Majoring in child development...hopes to pursue a career as a teacher...pronounced fa-co-FEE-aye-meh-ah...enjoys going to the beach in her spare time...the daughter of Lehuanani and Pouono Hafoka, Sr...Fa-Ko-Fieme'a Huddleston Hafoka is a native of Kihei, Maui.

#### CAREER STATS

Year	G-GS	Mins	FG-A	Pct	3PT-A	Pct	FT-A
2016-17	30-0	245	15-51	.294	3-10	.300	2-3
<b>TOTAL</b>	<b>30-0</b>	<b>245</b>	<b>15-51</b>	<b>.294</b>	<b>3-10</b>	<b>.300</b>	<b>2-3</b>



# 4

## FA-KO-FIEME'A HAFOKA

### GUARD

5-9 | SOPHOMORE | KIHEI, MAUI



### HONORS

2017  
Academic All-Mountain West

Pct	Off	Def	Tot	Avg	PF-FO	Ast	TO	Blk	St	Pts/Avg
.667	10	21	31	1.0	23-0	14	15	0	10	35/1.2
.667	10	21	31	1.0	23-0	14	15	0	10	35/1.2

**SPARTAN NOTES:** In her second year as a Spartan.

**2016-17:** Appeared in 23 games coming off the bench...averaged 1.0 points and 1.0 rebounds in 7.4 minutes per game...three times – vs. #7 Mississippi State (11/26), at South Dakota (12/11) and vs. Fresno State (2/15) – scored a season-high four points...grabbed a single-game best four rebounds at Utah State (2/22)...logged 18 minutes, a high for the year, against Mississippi State...blocked a single-game high two shots against Santa Clara (11/20)...sank a season-high two free throws at Boise State (1/21). (Game-by-Game Stats)

**HIGH SCHOOL:** A 2016 graduate of Palo Alto (Calif.) High School...a four-year varsity letter winner in basketball (coach Scott Peters)...averaged 10.9 points and 10.1 rebounds as a senior earning Santa Clara Valley Athletic League (SCVAL) Senior of the Year, All-Mercury News honorable mention honors and guiding her team to the Central Coast Section (CCS) championship...named SCVAL Junior of the Year and All-Mercury News & All-Daily News honorable mention in 2014-15...All-Daily News honorable mention as a sophomore.

**ALEXIS:** Undecided on a major...hopes to play overseas after graduation and pursue a career in law enforcement...the daughter of Keyana Jones...Alexis Andrea Harris is a native of East Palo Alto, Calif.



#### CAREER STATS

Year	G-GS	Mins	FG-A	Pct
2016-17	23-0	170	10-37	.270
<b>TOTAL</b>	<b>23-0</b>	<b>170</b>	<b>10-37</b>	<b>.270</b>



# 24

## ALEXIS HARRIS

CENTER

6-3 | SOPHOMORE | PALO ALTO, CALIF.

3PT-A	Pct	FT-A	Pct	Off	Def	Tot	Avg	PF-FO	Ast	TO	Blk	St	Pts/Avg
0-0	.000	3-10	.300	6	16	22	1.0	25-0	1	9	10	6	23/1.0
0-0	.000	3-10	.300	6	16	22	1.0	25-0	1	9	10	6	23/1.0

**SPARTAN NOTES:** In her second year as a Spartan.

**2016-17:** Appeared, as a reserve, in all 32 of the team's games...averaged 4.3 points, 1.8 assists and 1.2 rebounds in 12.2 minutes per game...ranked third on the team with 59 assists with a single-game best of seven at Fresno State (1/7)...reached double-digit scoring in two games with a season-high 16 points coming in a win at Air Force (2/18)...led all freshman with 37 rebounds including a single-game high three boards at New Mexico State (11/11) and against Nevada (12/29)...shot .833 (40-for-48) from the free throw line, second highest percentage on the team, including a 7-for-7 effort at Boise State (1/21)...three times – vs. Nevada, at Fresno State (1/7) and at Wyoming (1/18) – had a season-best two steals...played a single-game high 25 minutes at Air Force where she made a six field goals a high for the season. (Game-by-Game Stats)

**HIGH SCHOOL:** A 2016 graduate of Liberty High School in Henderson, Nev...competed at Liberty for two years (coach Chad Kapanui)...two-time Las Vegas Sun Preseason Super Seven honoree...two-time Las Vegas Review Journal First-Team All-State...two-time co-league MVP...two-time team MVP.

**TAYLOR:** Majoring in business with an emphasis in entrepreneurship...hopes to pursue a playing career after graduation and be a business owner...enjoys spending time with friends in her spare time...played club ball for the Henderson Heat (coach Wesely Reed)...daughter of Linda and Rodney Turney...Taylor Jordan Turney is a native of Henderson, Nev.



#### CAREER STATS

Year	G-GS	Mins	FG-A	Pct	3PT-A	Pct
2016-17	30-0	389	47-125	.376	5-26	.192
<b>TOTAL</b>	<b>30-0</b>	<b>389</b>	<b>47-125</b>	<b>.376</b>	<b>5-26</b>	<b>.192</b>



# 3

## TAYLOR TURNERY

POINT GUARD

5-9 | SOPHOMORE | HENDERSON, NEV.

FT-A	Pct	Off	Def	Tot	Avg	PF-FO	Ast	TO	Blk	St	Pts /Avg
40-48	.833	9	28	37	1.2	42-0	59	54	0	9	139/4.3
40-48	.833	9	28	37	1.2	42-0	59	54	0	9	139/4.3

**SPARTAN NOTES:** In her first year as a Spartan.

**HIGH SCHOOL:** A 2017 graduate and four-year letterwinner at Clovis West High School (coach Craig Campbell) in Fresno, Calif...as a senior helped guide her team to a 34-2 record, a CIF Open Division championship and finished the year as ESPN, MaxPreps and the Army National Guard's top-ranked high school team in the nation and Cal-HI Sports State Team of the Year...for her career, went 40-0 in earning four straight Tri-Rivers Athletic Conference (TRAC) championships and four valley championships...in four seasons, her teams never finished outside the top-10 ranking in the state...in addition, earned four consecutive Central Section titles...teams posted a 117-15 record in four years.....TRAC Player of the Year as a sophomore...a two-time All-Tri-Rivers Athletic Conference honoree and all-valley selection...as a sophomore and junior earned co-Player of the Year honors...a two-time CalHiSports.com all-state performer...three-time Fresno Bee all-star team selection...earned three letters in cross country and two in track.

**MEGAN:** Undecided on a major...played club ball with the Cal Swish EYBL (coach Russ Davis)...sister Emily is a member of the Cal Poly women's basketball team...the daughter of Jill and Nick Anderson...Megan Marie Anderson is a native of Fresno, Calif.







# 30

**MEGAN  
ANDERSON**

**GUARD**

6-0 | FRESHMAN | FRESNO, CALIF.

**SPARTAN NOTES:** In her first year as a Spartan.

**HIGH SCHOOL:** A 2017 graduate of McClatchy High School (coach Jeff Ota) in Sacramento, Calif...averaged 12.1 points, 10.3 rebounds, 4.1 steals and 2.9 assists as a senior...led her team the CIF NorCal Division I championship and the 2017 CIF Division I State Championship game...honored as the Sacramento Bee All-Metro Player of the Year and an honorable mention MaxPreps.com all-state selection...named a 2017 first-team All-Metropolitan Conference performer as well as the team's Defensive MVP...all-tournament honors in the Platinum Division of the West Coast Tournament.

**COURTESY:** Undecided on a major...played club ball for the Oakland Soldiers (coach Mark Olivia)...the daughter of Coteir and Curtis Clark...Courtesy Clark is a native of Sacramento, Calif.





# 33

## COURTESY CLARK

GUARD

5-10 | FRESHMAN | SACRAMENTO, CALIF.

**SPARTAN NOTES:** In her first year as a Spartan.

**HIGH SCHOOL:** A 2017 graduate and four-year letterwinner at Seattle (Wash.) Prep (coach Michelle Hall)...averaged a double-double (13 points and 12 rebounds) for her career...finished her career in the school's top-10 in rebounds...led her team to the final eight in the state's 3A Division as a senior and led her team in scoring and rebounding...two-time All-3A Metro District honoree, including first-team selection as a senior...in each year of her high school career was selected by the Seattle Basketball Services as one of the top players in her graduating class...as a senior named among the top-5 players in the 3A Metro District...as a senior played in the Puget Sound Throwdown, for the top players in the state, and invited to be a member of the 2017 Washington All-State Girls Basketball Team...a 101 Club honoree at the 84th Scholar-Athletes Award Luncheon...two-time team MVP...two-year team captain

**CHINWE:** Undecided on a major...hopes to pursue a career in health care...played club ball with the Tree of Hope EYBL (coaches Tommy James & Damian Young)winning the NIKE Girls EYBL Silver Championship as a junior and a Final Four appearance as a sophomore...among the activities she enjoys in her spare time she lists painting, travel and eating great food...the daughter of Rolita and Okechukwu Ezeonu...father played football at Montana State in 1986 & 1987...Chinwe Anakela Ezeonu is a native of Seattle, Wash.



# 42

**CHINWE  
EZEONU**

**FORWARD**

6-1 | FRESHMAN | SEATTLE, WASH.

**SPARTAN NOTES:** In her first year as a Spartan.

**HIGH SCHOOL:** A 2017 graduate and four-year letterwinner at Archbishop Mitty High School in San Jose, Calif. (coach Sue Phillips)...as a senior, lead her team to the West Catholic Athletic League (WCAL) championship, Central Coast Section (CCS) Open Division championship, Northern California Open Division championship and played in the CIF Open Division championship game against teammates to be Danae Marquez and Megan Anderson...Mitty finished the 2016-17 season ranked second in the state and nation...won the CIF State Division II championship in 2015...two-time Northern California Division II champion...named a three-time All-Mercury News performer including a second-team selection as a sophomore...a member of two first-team Cal-Hi Sports All-State selection as a sophomore and second-team as a junior...three-time All-West Catholic Athletic League (WCAL) honoree, including first-team honors as a sophomore and senior...won three WCAL and two CCS championships...completed her high school career with a 97-25 overall and 40-6 WCAL record.

**HELEYNA:** Undecided on a major...played club ball with the San Jose Cagers (coach Sue Phillips)...first name is pronounced "ha-LAIN-ya"...the daughter of Lori and Glenallen Hill...father played 13 seasons in Major League Baseball...Heleyna Ivory Hill is a native of Santa Cruz, Calif.





0

**HELENYA  
HILL**

**GUARD**

5-6 | FRESHMAN | SANTA CRUZ, CALIF.

**SPARTAN NOTES:** In her first year as a Spartan.

**HIGH SCHOOL:** A 2017 graduate and two-year letterwinner at Mater Dei High School in Santa Ana, Calif. (coach Kevin Kieran)...in two seasons her teams posted a 51-15 overall and 16-0 Trinity League record...two time Trinity League champion...2017 CIF Division II Southern Section Champions...2017 second team All-Trinity League honoree and earned recognition as her team's Most Improved Player...named to all-tournament teams at the Battle of the Beach and Nike Tournament of Champions.

**CYDNI:** Plans to major in kinesiology with an emphasis in sports medicine... first name is pronounced "Sydney"...played club ball with the Cal Sparks EYBL (coach Elbert Kinnebrew)...enjoys cooking in her spare time...the daughter of Deanna and Clint Lewis...-Cydni Arielle Lewis is a native of Hollywood, Calif.







# 35

**CYDNI  
LEWIS**

**FORWARD**

6-0 | FRESHMAN | LONG BEACH, CALIF.

**SPARTAN NOTES:** In her first year as a Spartan.

**HIGH SCHOOL:** A 2017 graduate and four-year letterwinner at Clovis West High School (coach Craig Campbell) in Fresno, Calif. ...as a senior, helped guide her team to a 34-2 record, a CIF Open Division championship and finished the year as ESPN, MaxPreps and the Army National Guard's top-ranked high school team in the nation and Cal-HI Sports State Team of the Year. ...for her career, went 40-0 in earning four straight Tri-Rivers Athletic Conference (TRAC) championships and four valley championships. ...in four seasons, her teams never finished outside the top-10 ranking in the state. ...in addition, earned four consecutive Central Section titles. ...her teams posted a 117-15 record in four years. ...2017 first-team MaxPreps.com All-State selection. ...named TRAC MVP as a senior and co-MVP as a junior. ...Fresno Bee Player of the Year as a junior and co-Player of the Year as a senior. ...a three-time scholar-athlete and all-valley performer. ...two-time all-state selection. ...two-time team MVP. ...three-time All-TRAC honoree. ...team co-captain. ...two-time Coach's Award recipient. ...four times she was named all-tournament or MVP.

**DANAE:** Plans to major in psychology with a minor in criminology ...first name is pronounced "da-NAY" ...played club ball with the Cal Sparks Extreme (coach Brian Tessler) ...the daughter of Monica and David Marquez. ...Danae Samone Marquez is a native of Fresno, Calif.





# 22

**DANAE  
MARQUEZ**

**POINT GUARD**

5-5 | FRESHMAN | FRESNO, CALIF.

**SPARTAN NOTES:** In her second year as a Spartan.

**2016-17:** Spent the season as a redhsirt.

**HIGH SCHOOL:** A 2016 graduate of Katedralskoan in Lund, Sweden.

**NATIONAL TEAM:** Represented Sweden in the FIBA U-16 European Championships in 2013...starter for Sweden's U17 national team in 2014...competed for the Swedish National U18 Team.

**CLUB:** Competed for IK EOS Lund from 2014 through 2016 in the Damligan, the highest league in Sweden...captained the IK EOS G97 team in the Swedish National Championship and the Scandinavian Championship from 2012-2015.

**ANNA:** Majoring in marine biology...plans to attend graduate school and then pursue a career in scientific research...enjoys eating out in her spare time...the daughter of Gunilla Mellberg and Thomas Fransson...Anna Olivia Thomasdotter is a native of Lund, Sweden.





# 12

## ANNA THOMASDOTTER

FORWARD

6-0 | FRESHMAN | LUND, SWEDEN

**SPARTAN NOTES:** In her first year as a Spartan.

**HIGH SCHOOL:** A 2017 graduate and four-year letterwinner at Etiwanda (Calif.) High School (coach Anders Anderson)...four-time Baseline League champion...2017 Baseline League MVP...2017 third-team MaxPreps.com All-State selection...in averaging 16 points and nine rebounds earned selection to the Los Angeles Times All-Area Team, Southern Section All-Open Division Team and was named the Inland Daily Bulletin All-Area Player of the Year and San Bernardino Sun All-Area Player of the Year...two-time All-Baseline League honoree...completed her high school career with a 40-0 league and 86-28 overall record...a first-team Inland Daily Bulletin All-Inland Valley performer as a junior.

**MIKAYLAH:** Plans to major in biological sciences...first name is pronounced "mah-KAY-lah"...played club ball with the Cal Sparks EYBL (coach Elbert Kinnebrew)...cousin Kenny Lawler was a seventh-round draft pick of the NFL's Seattle Seahawks...the daughter of Stephanie Hall...Mikaylah Rae Wilson is a native of San Diego, Calif.





32

MIKAYLAH  
WILSON

FORWARD

5-10 | FRESHMAN, RANCHO CUCAMONGA, CALIF.

# 2016-17 Season Review

In the 2016-17 season, Dezz Ramos set the San José State women's basketball single-season scoring record with 752 points and finished the year as the fourth-leading scorer in the nation.

In addition, Ramos joined SJSU Hall of Famer Lora Alexander as just the second Spartan to score 1,000 points in her first two seasons in the program.







# 2016-17 San José State Women's Basketball

## Season Box Score

### All games

<b>RECORD:</b>	<b>OVERALL</b>	<b>HOME</b>	<b>AWAY</b>	<b>NEUTRAL</b>
ALL GAMES	11-21	6-7	4-11	1-3
CONFERENCE	7-11	4-5	3-6	0-0
NON-CONFERENCE	4-10	2-2	1-5	1-3

##	Player	GP-GS	Min	Avg	TOTAL		3-PTS		FT-A	Pct	REBOUNDS			PF	FO	A	TO	Blk	Stl	Pts	Avg	
					FG-A	Pct	3FG-A	Pct			Off	Def	Tot									Avg
21	RAMOS, D	32-32	1110	34.7	259-673	.385	83-242	.343	151-175	.863	32	64	96	3.0	59	0	163	100	5	40	752	23.5
11	SMITH, J	30-30	907	30.2	165-301	.548	0-0	.000	34-66	.515	115	130	245	8.2	94	6	30	53	10	40	364	12.1
01	LADD, M	32-32	1055	33.0	89-221	.403	17-63	.270	75-95	.789	77	126	203	6.3	59	0	79	61	2	39	270	8.4
03	BAIRD, P	32-32	932	29.1	93-305	.305	44-159	.277	25-33	.758	42	178	220	6.9	98	4	38	52	27	46	255	8.0
20	WEST, R	32-31	842	26.3	66-187	.353	53-155	.342	11-26	.423	11	52	63	2.0	44	0	27	19	9	19	196	6.1
23	GENNETT, H	32-1	413	12.9	58-178	.326	38-134	.284	4-6	.667	27	57	84	2.6	41	0	15	18	5	14	158	4.9
30	TURNEY, T	32-0	389	12.2	47-125	.376	5-26	.192	40-48	.833	9	28	37	1.2	42	0	59	54	0	9	139	4.3
02	KOHLHAAS, A	30-2	383	12.8	29-78	.372	18-50	.360	13-22	.591	12	38	50	1.7	50	0	9	21	6	12	89	3.0
04	HAFOKA, F	30-0	245	8.2	15-51	.294	3-10	.300	2-3	.667	10	21	31	1.0	23	0	14	15	0	10	35	1.2
24	HARRIS, A	23-0	170	7.4	10-37	.270	0-0	.000	3-10	.300	6	16	22	1.0	25	0	1	9	10	6	23	1.0
05	BENALLY, A	17-0	55	3.2	1-15	.067	1-15	.067	0-0	.000	0	1	1	0.1	4	0	1	1	0	2	3	0.2
TM	TEAM										74	61	135	4.2	0		8				0	
<b>Total</b>	<b>32</b>				<b>832-2171</b>	<b>.383</b>	<b>262-854</b>	<b>.307</b>	<b>358-484</b>	<b>.740</b>	<b>415</b>	<b>772</b>	<b>1187</b>	<b>37.1</b>	<b>539</b>	<b>10</b>	<b>436</b>	<b>411</b>	<b>74</b>	<b>237</b>	<b>2284</b>	<b>71.4</b>
<b>Opponents</b>	<b>32</b>				<b>934-2176</b>	<b>.429</b>	<b>222-661</b>	<b>.336</b>	<b>401-562</b>	<b>.714</b>	<b>512</b>	<b>965</b>	<b>1477</b>	<b>46.2</b>	<b>478</b>	<b>-</b>	<b>517</b>	<b>476</b>	<b>104</b>	<b>189</b>	<b>2491</b>	<b>77.8</b>

<b>SCORE BY PERIODS:</b>	<b>1st</b>	<b>2nd</b>	<b>3rd</b>	<b>4th</b>	<b>OT</b>	<b>Total</b>
San José State	517	534	568	623	42	2284
Opponents	637	600	651	565	38	2491

<b>DEADBALL REBOUNDS:</b>	<b>OFF</b>	<b>DEF</b>	<b>TOTAL</b>
San José State	69	22	91
Opponents	95	18	113

# 2016-17 San José State Women's Basketball

## Season Box Score

### Mountain West games

<b>RECORD:</b>	<b>OVERALL</b>	<b>HOME</b>	<b>AWAY</b>	<b>NEUTRAL</b>
ALL GAMES	11-21	6-7	4-11	1-3
CONFERENCE	7-11	4-5	3-6	0-0

## Player	GP-GS	Min	Avg	TOTAL		3-PTS		FT-A	Pct	REBOUNDS			PF	FO	A	TO	Blk	Stl	Pts	Avg	
				FG-A	Pct	3FG-A	Pct			Off	Def	Tot									Avg
21 RAMOS, D	18-18	653	36.3	163-419	.389	57-159	.358	87-101	.861	14	44	58	3.2	33	0	92	53	3	26	470	26.1
11 SMITH, J	16-16	526	32.9	97-170	.571	0-0	.000	21-32	.656	60	77	137	8.6	51	3	17	22	5	17	215	13.4
01 LADD, M	18-18	618	34.3	57-137	.416	12-37	.324	47-58	.810	50	78	128	7.1	34	0	48	32	1	21	173	9.6
03 BAIRD, P	18-18	549	30.5	59-184	.321	26-94	.277	12-18	.667	30	118	148	8.2	58	3	23	31	15	22	156	8.7
30 TURNEY, T	18-0	259	14.4	37-93	.398	3-15	.200	23-26	.885	6	15	21	1.2	26	0	43	28	0	8	100	5.6
20 WEST, R	18-17	466	25.9	30-93	.323	25-80	.313	3-5	.600	6	23	29	1.6	27	0	14	9	5	9	88	4.9
23 GENNETT, H	18-1	193	10.7	2-87	.322	19-65	.292	3-4	.750	18	31	49	2.7	25	0	9	6	3	9	78	4.3
02 KOHLHAAS, A	16-2	187	11.7	8-30	.267	6-19	.316	7-10	.700	7	18	25	1.6	24	0	3	11	4	6	29	1.8
04 HAFOKA, F	17-0	114	6.7	7-28	.250	2-5	.400	2-3	.667	5	12	17	1.0	10	0	6	5	0	1	18	1.1
24 HARRIS, A	10-0	69	6.9	4-18	.222	0-0	.000	2-6	.333	3	8	11	1.1	10	0	0	3	6	3	10	1.0
05 BENALLY, A	12-0	41	3.4	1-8	.125	1-8	.125	0-0	.000	0	1	1	0.1	0	0	1	0	0	1	3	0.3
TM TEAM																					
<b>Total</b>	<b>18</b>			<b>491-1267</b>	<b>.388</b>	<b>151-482</b>	<b>.313</b>	<b>207-263</b>	<b>.787</b>	<b>246</b>	<b>455</b>	<b>701</b>	<b>38.9</b>	<b>298</b>	<b>6</b>	<b>256</b>	<b>202</b>	<b>42</b>	<b>123</b>	<b>1340</b>	<b>74.4</b>
<b>Opponents</b>	<b>18</b>			<b>514-1227</b>	<b>.419</b>	<b>134-380</b>	<b>.353</b>	<b>239-333</b>	<b>.718</b>	<b>279</b>	<b>548</b>	<b>827</b>	<b>45.9</b>	<b>259</b>	<b>-</b>	<b>282</b>	<b>251</b>	<b>59</b>	<b>92</b>	<b>1401</b>	<b>77.8</b>

<b>SCORE BY PERIODS:</b>	<b>1st</b>	<b>2nd</b>	<b>3rd</b>	<b>4th</b>	<b>OT</b>	<b>Total</b>
San José State	309	306	331	358	36	1340
Opponents	367	340	369	296	29	1401

<b>DEADBALL REBOUNDS:</b>	<b>OFF</b>	<b>DEF</b>	<b>TOTAL</b>
San José State	31	14	45
Opponents	57	9	66

Coaching Staff

The Spartans

2016-17 Review

Record Book

# 2016-17 San José State Women's Basketball

## Season Schedule/Results & Leaders

Coaching Staff

The Spartans

2016-17 Review

Record Book

DATE	TIME	OPPONENT	SCORE	ATTEND	HIGH POINTS	HIGH REBOUNDS
11/11/16	5:30 p.m.	at NM State	55-66 (L)	715	(17)RAMOS, Dezz	(9)SMITH, Jasmine
11/13/16	2:00 p.m.	at Arizona State	37-82 (L)	1380	(9)RAMOS, Dezz	(5)SMITH, Jasmine (5)GENNETT, Hallie
11/18/16	7:00 p.m.	PACIFIC	96-99 (LOT)	392	(38)RAMOS, Dezz	(13)SMITH, Jasmine
11/20/16	2:00 p.m.	SANTA CLARA	75-64 (W)	316	(30)RAMOS, Dezz	(8)SMITH, Jasmine (8)LADD, Myzhanique
11/25/16	5:30 p.m.	at Hawaii	77-61 (W)	5838	(18)RAMOS, Dezz	(14)SMITH, Jasmine
11/26/16	3:00 p.m.	vs Mississippi State	51-88 (L)	2042	(11)SMITH, Jasmine	(4)LADD, Myzhanique (4)SMITH, Jasmine
11/27/16	2:00 p.m.	vs Oregon	62-91 (L)		(16)GENNETT, Hallie	(5)GENNETT, Hallie
12/03/16	4:30 p.m.	SAINT MARY'S COLLEGE	64-85 (L)	2237	(16)RAMOS, Dezz	(8)LADD, Myzhanique
12/06/16	6:00 p.m.	at San Francisco	71-79 (L)	541	(28)RAMOS, Dezz	(6)BAIRD, Paris
12/09/16	7:00 p.m.	at Nebraska	61-83 (L)	4205	(24)RAMOS, Dezz	(11)LADD, Myzhanique
12/11/16	1:00 p.m.	at South Dakota	69-84 (L)	1601	(13)BAIRD, Paris (13)RAMOS, Dezz	(8)SMITH, Jasmine
12/18/16	4:30 p.m.	STANISLAUS STATE	90-85 (W)	1452	(25)SMITH, Jasmine	(10)SMITH, Jasmine
12/29/16	7:00 p.m.	*NEVADA	107-84 (W)	424	(40)RAMOS, Dezz	(13)LADD, Myzhanique
01/04/17	7:00 p.m.	*at Colorado State	67-70 (LOT)	681	(34)RAMOS, Dezz	(19)BAIRD, Paris
01/07/17	2:00 p.m.	*at Fresno State	74-88 (L)	2044	(16)SMITH, Jasmine	(14)SMITH, Jasmine
01/11/17	7:00 p.m.	*SAN DIEGO STATE	81-80 (WOT)	377	(34)RAMOS, Dezz	(12)SMITH, Jasmine
01/14/17	2:00 p.m.	*AIR FORCE	86-74 (W)	339	(31)RAMOS, Dezz	(10)SMITH, Jasmine
01/18/17	6:30 p.m.	*at Wyoming	60-89 (L)	2218	(29)RAMOS, Dezz	(7)SMITH, Jasmine
01/21/17	2:00 p.m.	*at Boise State	64-86 (L)	792	(15)TURNNEY, Taylor	(10)LADD, Myzhanique
01/25/17	7:00 p.m.	*COLORADO STATE	56-68 (L)	953	(17)RAMOS, Dezz	(14)BAIRD, Paris
01/28/17	4:00 p.m.	*at UNLV	76-65 (W)	2302	(28)RAMOS, Dezz	(7)SMITH, Jasmine (7)BAIRD, Paris (7)RAMOS, Dezz
02/04/17	2:00 p.m.	*NEW MEXICO	72-82 (L)	703	(24)SMITH, Jasmine	(14)BAIRD, Paris
02/08/17	6:30 p.m.	*at San Diego State	99-90 (W)	338	(27)RAMOS, Dezz	(12)BAIRD, Paris
02/11/17	2:00 p.m.	*UNLV	55-63 (L)	761	(22)RAMOS, Dezz	(12)LADD, Myzhanique
02/15/17	7:00 p.m.	*FRESNO STATE	77-68 (WOT)	618	(27)RAMOS, Dezz	(13)SMITH, Jasmine
02/18/17	4:00 p.m.	*at Air Force	83-67 (W)	356	(34)RAMOS, Dezz	(16)BAIRD, Paris
02/22/17	7:00 p.m.	*at Utah State	78-82 (L)	370	(37)RAMOS, Dezz	(13)BAIRD, Paris
02/25/17	2:00 p.m.	*BOISE STATE	61-69 (L)	1342	(27)RAMOS, Dezz	(9)BAIRD, Paris
02/28/17	6:30 p.m.	*at Nevada	85-108 (L)	920	(26)SMITH, Jasmine (26)RAMOS, Dezz	(6)LADD, Myzhanique (6)SMITH, Jasmine
03/03/17	7:00 p.m.	*WYOMING	59-68 (L)	763	(22)RAMOS, Dezz	(8)BAIRD, Paris
03/06/17	2:00 p.m.	^vs. San Diego State	76-58 (W)		(34)RAMOS, Dezz	(10)SMITH, Jasmine
03/07/17	12:00 p.m.	^vs. Colorado State	60-65 (L)		(19)RAMOS, Dezz	(11)BAIRD, Paris

\* - Mountain West Conference game

^ - Mountain West Conference Tournament game

## 2016-17 San José State Women's Basketball

## Points-Rebounds-Assists

Opponent	Date	Score	WL	01 LADD	02 KOHLEHAAS	03 BAIRD	04 HAFOKA	05 BENALLY	11 SMITH	20 WEST	21 RAMOS	23 GENNETT
at NM State	11/11/16	55-66	L	6-5-2	3-0-0	4-6-0	0-2-0	DNP	3-9-1	6-2-0	17-5-2	10-6-1
at Arizona State	11/13/16	37-82	L	5-2-1	2-3-1	5-4-1	0-1-1	DNP	4-5-0	2-3-0	9-1-2	5-5-0
PACIFIC	11/18/16	96-99	LOT	7-6-5	6-4-0	11-8-2	0-0-1	DNP	19-13-3	8-3-2	38-2-8	6-3-1
SANTA CLARA	11/20/16	75-64	W	4-8-3	6-2-0	8-4-1	0-1-1	DNP	9-8-0	13-5-3	30-0-9	3-0-1
at Hawaii	11/25/16	77-61	W	10-5-2	6-2-0	7-9-0	0-1-1	DNP	8-14-0	16-1-0	18-1-6	10-0-1
vs Mississippi State	11/26/16	51-88	L	9-4-1	3-3-1	3-2-0	0-1-1	DNP	11-4-0	0-0-0	6-2-2	6-3-0
vs Oregon	11/27/16	62-91	L	0-4-2	5-1-2	7-4-1	0-1-1	DNP	9-1-0	11-4-0	10-2-3	16-5-0
SAINT MARY'S COLLEGE	12/03/16	64-85	L	9-8-4	9-1-0	2-1-5	2-0-1	DNP	6-6-0	6-1-1	16-2-5	10-3-1
at San Francisco	12/06/16	71-79	L	14-5-1	5-2-0	9-6-2	2-2-0	0-0-0	10-4-0	3-3-1	28-3-3	0-2-0
at Nebraska	12/09/16	61-83	L	4-11-3	3-2-1	7-1-1	4-2-0	0-0-0	8-9-1	9-2-0	24-3-6	0-1-0
at South Dakota	12/11/16	69-84	L	3-1-0	4-2-0	13-6-0	4-0-0	0-0-0	11-8-1	8-1-0	13-4-8	5-2-0
STANISLAUS STATE	12/18/16	90-85	W	15-7-3	5-2-1	7-4-1	3-2-1	0-0-0	25-10-2	11-4-0	20-3-10	3-2-0
NEVADA	12/29/16	107-84	W	14-13-2	2-3-0	6-3-2	3-2-0	0-0-0	18-10-2	6-1-0	40-1-8	12-9-1
at Colorado State	01/04/17	67-70	LOT	6-9-2	0-1-0	7-19-2	DNP	0-0-0	13-15-1	3-1-1	34-4-3	0-2-1
at Fresno State	01/07/17	74-88	L	8-5-2	5-3-0	8-1-0	0-0-0	0-0-0	16-14-3	9-4-0	12-2-3	7-2-2
SAN DIEGO STATE	01/11/17	81-80	WOT	10-8-4	1-3-0	8-7-1	0-2-0	DNP	14-12-0	10-0-1	34-4-7	0-1-0
AIR FORCE	01/14/17	86-74	W	9-7-7	0-2-0	5-5-0	0-1-0	DNP	23-10-0	9-0-0	31-2-7	2-0-0
at Wyoming	01/18/17	60-89	L	4-4-0	3-0-0	6-6-1	2-1-0	0-0-0	6-7-3	3-5-1	29-2-3	0-3-0
at Boise State	01/21/17	64-86	L	6-10-1	1-1-0	7-4-0	3-3-0	0-1-0	6-9-2	8-0-1	9-3-5	7-3-0
COLORADO STATE	01/25/17	56-68	L	7-1-2	DNP	4-14-2	3-3-1	0-0-0	4-5-0	6-1-0	17-3-3	6-5-0
at UNLV	01/28/17	76-65	W	16-6-4	DNP	13-7-1	0-0-1	DNP	6-7-2	3-3-0	28-7-3	6-2-0
NEW MEXICO	02/04/17	72-82	L	8-6-2	0-1-0	12-14-0	0-0-0	DNP	24-13-0	0-4-1	14-3-4	8-4-1
at San Diego State	02/08/17	99-90	W	17-7-1	9-3-0	16-12-2	5-0-1	0-0-0	14-6-0	3-1-0	27-5-12	6-2-0
UNLV	02/11/17	55-63	L	8-12-4	0-1-0	4-0-2	0-0-0	DNP	11-1-1	6-2-1	22-0-0	0-1-0
FRESNO STATE	02/15/17	77-68	WOT	10-6-2	2-1-1	13-5-2	0-1-0	0-0-0	14-13-1	6-0-0	27-2-8	0-3-0
at Air Force	02/18/17	83-67	W	17-11-2	0-1-0	8-16-3	0-0-0	0-0-0	DNP	3-1-3	34-6-3	5-0-0
at Utah State	02/22/17	78-82	L	10-9-4	3-2-1	14-13-1	0-0-0	3-0-1	DNP	1-2-1	37-5-5	5-3-0
BOISE STATE	02/25/17	61-69	L	6-4-4	0-1-0	11-9-3	2-1-0	DNP	8-4-1	4-3-2	27-5-5	3-0-0
at Nevada	02/28/17	85-108	L	9-6-2	3-2-1	6-5-0	0-2-3	0-0-0	26-6-1	3-0-0	26-3-10	9-4-3
WYOMING	03/03/17	59-68	L	8-4-3	0-0-0	8-8-1	0-1-0	0-0-0	12-5-0	5-1-2	22-1-3	2-5-1
vs San Diego State	03/06/17	76-58	W	6-5-2	3-1-0	7-6-0	2-1-0	0-0-0	14-10-4	9-4-3	34-5-5	0-1-1
vs Colorado State	03/07/17	60-65	L	5-4-2	0-0-0	9-11-1	DNP	DNP	12-7-1	6-1-3	19-5-2	6-2-0


Opponent	Date	Score	WL	24 HARRIS	30 TURNERY
at NM State	11/11/16	55-66	L	0-1-0	6-3-0
at Arizona State	11/13/16	37-82	L	0-2-0	5-0-2
PACIFIC	11/18/16	96-99	LOT	0-1-0	1-0-2
SANTA CLARA	11/20/16	75-64	W	0-1-0	2-1-0
at Hawaii	11/25/16	77-61	W	2-1-0	0-2-1
vs Mississippi State	11/26/16	51-88	L	4-1-0	9-1-1
vs Oregon	11/27/16	62-91	L	0-3-1	4-2-0
SAINT MARY'S COLLEGE	12/03/16	64-85	L	2-0-0	2-1-1
at San Francisco	12/06/16	71-79	L	0-0-0	0-1-0
at Nebraska	12/09/16	61-83	L	0-0-0	2-0-0
at South Dakota	12/11/16	69-84	L	4-0-0	4-0-3
STANISLAUS STATE	12/18/16	90-85	W	1-1-0	0-2-2
NEVADA	12/29/16	107-84	W	0-0-0	6-3-5
at Colorado State	01/04/17	67-70	LOT	DNP	4-1-0
at Fresno State	01/07/17	74-88	L	DNP	9-1-7
SAN DIEGO STATE	01/11/17	81-80	WOT	DNP	4-1-2
AIR FORCE	01/14/17	86-74	W	DNP	7-2-1
at Wyoming	01/18/17	60-89	L	2-1-0	5-1-2
at Boise State	01/21/17	64-86	L	2-2-0	15-2-3
COLORADO STATE	01/25/17	56-68	L	2-2-0	7-0-2
at UNLV	01/28/17	76-65	W	DNP	4-1-2
NEW MEXICO	02/04/17	72-82	L	DNP	6-1-4
at San Diego State	02/08/17	99-90	W	DNP	2-1-2
UNLV	02/11/17	55-63	L	0-0-0	4-1-1
FRESNO STATE	02/15/17	77-68	WOT	4-1-0	1-1-1
at Air Force	02/18/17	83-67	W	0-1-0	16-2-0
at Utah State	02/22/17	78-82	L	0-4-0	5-0-3
BOISE STATE	02/25/17	61-69	L	0-0-0	0-0-5
at Nevada	02/28/17	85-108	L	0-0-0	3-2-2
WYOMING	03/03/17	59-68	L	DNP	2-1-1
vs San Diego State	03/06/17	76-58	W	0-0-0	1-2-0
vs Colorado State	03/07/17	60-65	L	DNP	3-1-4

Coaching Staff

The Spartans

2016-17 Review

Record Book



Ta'Rea Cunnigan (2012-15) established herself as the standard against which every San José State basketball player, man or woman, will be measured.

Cunnigan completed her Spartan career as the school's all-time leader in points (2,062), field goal attempts (1,743), free throws made (538) and attempted (740), games played (122) and games started (121).

In addition, she ranks in the top-10 in field goals (No. 3), steals (No. 4), three-point attempts and free throw percentage (No. 6), three-pointers (No. 8), and assists (No. 10) for the women's program.

# Record Book



**1. Ta'Rea Cunnigan (2012-15)**

YEAR	G-GS	FG-FGA	PCT	3PM-A	PCT	FT-FTA	PCT	REB	AVG	AST	BS	ST	PTS	AVG
2011-12	30-29	112-290	.386	12-54	.278	109-158	.690	89	3.0	54	5	60	348	11.6
2012-13	30-30	188-469	.401	40-116	.345	178-235	.757	154	5.1	84	16	94	594	19.8
2013-14	30-30	183-494	.370	49-167	.293	138-183	.754	132	4.4	83	23	50	553	18.4
2014-15	32-32	207-490	.422	40-131	.305	113-164	.689	124	3.9	59	9	54	567	17.7
<b>Career</b>	<b>122-121</b>	<b>690-1,743</b>	<b>.396</b>	<b>144-468</b>	<b>.308</b>	<b>538-740</b>	<b>.727</b>	<b>499</b>	<b>4.1</b>	<b>280</b>	<b>53</b>	<b>258</b>	<b>2,062</b>	<b>16.9</b>

**2. Karen Mason (1978-81)**


YEAR	G	FG-FGA	PCT	3PM-A	PCT	FT-FTA	PCT	REB	AVG	AST	BS	ST	PTS	AVG
1977-78	27	139-341	.408			52-99	.525	137	5.0	36	—	48	351	13.0
1978-79	27	174-372	.468			62-98	.633	120	4.4	48	8	41	410	15.2
1979-80	31	212-495	.428			79-118	.669	149	4.8	36	1	65	503	16.2
1980-81	26	210-478	.439			97-152	.638	156	6.0	33	3	50	517	19.9
<b>Career</b>	<b>111</b>	<b>735-1,686</b>	<b>.436</b>			<b>290-467</b>	<b>.621</b>	<b>562</b>	<b>5.1</b>	<b>153</b>	<b>12</b>	<b>204</b>	<b>1,760</b>	<b>15.9</b>

**3. Cricket Williams (2001-04)**

YEAR	G-GS	FG-FGA	PCT	3PM-A	PCT	FT-FTA	PCT	REB	AVG	AST	BS	ST	PTS	AVG
2000-01	22-19	84-226	.372	13-56	.232	57-90	.633	86	3.9	108	1	48	238	10.8
2001-02	27-25	159-413	.385	33-89	.371	134-197	.680	109	4.0	159	4	88	485	18.0
2002-03	28-27	188-500	.376	43-155	.277	152-240	.633	155	5.5	192	1	81	571	20.4
2003-04	28-28	117-392	.298	25-104	.240	123-205	.600	170	6.1	185	6	94	382	13.6
<b>Career</b>	<b>105-99</b>	<b>548-1,531</b>	<b>.358</b>	<b>114-404</b>	<b>.282</b>	<b>466-732</b>	<b>.637</b>	<b>520</b>	<b>5.0</b>	<b>644</b>	<b>12</b>	<b>311</b>	<b>1,676</b>	<b>16.0</b>

**4. Elinor Banks (1978-81)**

YEAR	G	FG-FGA	PCT	3PM-A	PCT	FT-FTA	PCT	REB	AVG	AST	BS	ST	PTS	AVG
1977-78	27	152-354	.429			44-94	.468	263	9.7	41	—	26	348	9.7
1978-79	25	175-396	.434			33-83	.398	310	12.4	31	53	28	383	15.3
1979-80	31	211-460	.459			67-105	.638	249	8.0	35	55	50	489	15.8
1980-81	27	195-399	.489			62-97	.639	240	8.9	29	48	45	452	16.7
<b>Career</b>	<b>110</b>	<b>733-1,609</b>	<b>.456</b>			<b>206-379</b>	<b>.544</b>	<b>1,062</b>	<b>9.7</b>	<b>136</b>	<b>156</b>	<b>149</b>	<b>1,672</b>	<b>15.2</b>



2,062 pts.  
Ta'Rea Cunnigan

1,760 pts.  
Karen Mason

1,676 pts.  
Cricket Williams

1672 pts.  
Elinor Banks



## 5. Hulett Brooks (1990, 1992-94)

YEAR	G-GS	FG-FGA	PCT	3PM-A	PCT	FT-FTA	PCT	REB	AVG	AST	BS	ST	PTS	AVG
1989-90	29-4	120-262	.458	0-1	.000	39-66	.591	144	5.0	40	12	25	279	9.6
1991-92	27-24	97-262	.370	1-1	1.000	46-58	.793	161	6.0	49	6	27	241	8.9
1992-93	26-26	150-385	.390	6-19	.316	61-85	.718	176	6.8	41	12	36	367	14.1
1993-94	27-27	187-474	.395	13-49	.265	99-135	.733	166	6.1	64	2	23	486	18.0
<b>Career</b>	<b>109-81</b>	<b>554-1,383</b>	<b>.400</b>	<b>20-70</b>	<b>.285</b>	<b>245-344</b>	<b>.712</b>	<b>647</b>	<b>5.9</b>	<b>194</b>	<b>32</b>	<b>111</b>	<b>1,373</b>	<b>12.5</b>

## 6. Kari Steele (1993-97)

YEAR	G-GS	FG-FGA	PCT	3PM-A	PCT	FT-FTA	PCT	REB	AVG	AST	BS	ST	PTS	AVG
1993-94	27-27	102-242	.421	42-124	.339	56-86	.651	99	3.7	97	7	57	302	11.2
1994-95	28-28	106-297	.357	47-151	.311	83-111	.748	105	3.8	100	5	46	342	12.2
1995-96	27-26	93-259	.359	36-113	.319	37-52	.712	95	3.5	73	6	63	259	9.6
1996-97	28-28	140-392	.357	74-187	.396	83-110	.755	97	3.5	99	4	51	437	15.6
<b>Career</b>	<b>110-109</b>	<b>441-1,190</b>	<b>.370</b>	<b>199-575</b>	<b>.346</b>	<b>259-359</b>	<b>.721</b>	<b>306</b>	<b>2.7</b>	<b>333</b>	<b>22</b>	<b>217</b>	<b>1,340</b>	<b>12.1</b>

## 7. Dezz Ramos (2016-17)


YEAR	G-GS	FG-FGA	PCT	3PM-A	PCT	FT-FTA	PCT	REB	AVG	AST	BS	ST	PTS	AVG
2015-16	29-24	180-447	.403	62-176	.352	104-124	.839	96	3.3	118	5	31	526	18.1
2016-17	32-32	259-673	.385	83-242	.343	151-175	.863	96	3.0	163	5	40	752	23.5
<b>Career</b>	<b>61-56</b>	<b>439-1120</b>	<b>.392</b>	<b>145-418</b>	<b>.347</b>	<b>255-299</b>	<b>.853</b>	<b>192</b>	<b>3.1</b>	<b>281</b>	<b>10</b>	<b>71</b>	<b>1,278</b>	<b>21.0</b>

## 8. Jasmine Smith (2014-17)

YEAR	G-GS	FG-FGA	PCT	3PM-A	PCT	FT-FTA	PCT	REB	AVG	AST	BS	ST	PTS	AVG
2013-14	306	126-269	.468	0-0	.000	68-128	.531	231	7.7	34	18	38	320	10.7
2014-15	32-11	112-242	.463	0-2	.000	44-83	.530	157	4.9	23	6	41	268	8.4
2015-16	30-29	124-257	.482	0-0	.000	34-70	.486	186	6.2	26	5	13	282	9.4
2016-17	30-30	165-301	.548	0-0	.000	34-66	.515	245	8.2	30	10	40	364	12.1
<b>Career</b>	<b>122-76</b>	<b>527-1069</b>	<b>.493</b>	<b>0-2</b>	<b>.000</b>	<b>180-347</b>	<b>.519</b>	<b>819</b>	<b>6.7</b>	<b>113</b>	<b>39</b>	<b>132</b>	<b>1,234</b>	<b>10.1</b>



1,373 pts.  
Hulett Brooks



1,340 pts.  
Kari Steele



1,278 pts.  
Dezz Ramos



1,234 pts.  
Jasmine Smith

### 9. Sheila Brown (1981-84)

YEAR	G-GS	FG-FGA	PCT	3PM-A	PCT	FT-FTA	PCT	REB	AVG	AST	BS	ST	PTS	AVG
1980-81	27	53-142	.373			19/31	.613	49	1.8	14	5	12	125	4.6
1981-82	27	193-486	.397			37-64	.578	108	4.0	32	4	53	423	15.7
1982-83	20-17	138-373	.369			22-43	.512	68	3.4	18	1	38	298	14.9
1983-84	26-23	179-449	.388			36-50	.720	86	3.3	38	5	38	38	14.8
<b>Career</b>	<b>100</b>	<b>563-1,450</b>	<b>.388</b>			<b>114-188</b>	<b>.606</b>	<b>311</b>	<b>2.1</b>	<b>102</b>	<b>15</b>	<b>147</b>	<b>1,230</b>	<b>12.3</b>

### 10. Natalie White (2006-09)


YEAR	G-GS	FG-FGA	PCT	3PM-A	PCT	FT-FTA	PCT	REB	AVG	AST	BS	ST	PTS	AVG
2005-06	28-2	35-135	.259	24-99	.242	14-19	.737	32	1.1	8	3	14	108	3.9
2006-07	32-27	136-380	.358	41-146	.281	58-66	.879	102	3.2	39	1	24	371	11.6
2007-08	28-27	161-435	.370	55-170	.324	71-88	.807	161	5.8	28	7	30	448	16.0
2008-09	30-20	105-323	.325	44-153	.288	48-60	.800	116	3.9	20	3	26	302	10.1
<b>Career</b>	<b>118-76</b>	<b>437-1,273</b>	<b>.343</b>	<b>164-568</b>	<b>.289</b>	<b>191-233</b>	<b>.820</b>	<b>411</b>	<b>3.5</b>	<b>95</b>	<b>14</b>	<b>94</b>	<b>1,229</b>	<b>10.4</b>

### 11. Lamisha Augustine (2002-06)

YEAR	G-GS	FG-FGA	PCT	3PM-A	PCT	FT-FTA	PCT	REB	AVG	AST	BS	ST	PTS	AVG
2001-02	5-0	4-12	.373	0-0	.000	6-8	.750	8	1.6	0	2	0	14	2.8
2002-03	28-13	46-140	.329	0-1	.000	11-17	.647	93	3.3	12	23	13	103	3.7
2003-04	29-25	87-232	.375	2-3	.667	32-53	.604	131	4.5	26	32	39	208	7.2
2004-05	30-30	175-473	.370	1-6	.167	64-90	.711	230	7.7	52	23	55	415	13.8
2005-06	28-28	178-455	.391	12-29	.414	118-157	.752	238	8.5	47	58	43	486	17.4
<b>Career</b>	<b>120-96</b>	<b>490-1,312</b>	<b>.373</b>	<b>15-39</b>	<b>.385</b>	<b>231-325</b>	<b>.711</b>	<b>700</b>	<b>5.8</b>	<b>137</b>	<b>138</b>	<b>150</b>	<b>1,226</b>	<b>10.2</b>

### 12. Rhoda Chew (1982-85)

YEAR	G-GS	FG-FGA	PCT	3PM-A	PCT	FT-FTA	PCT	REB	AVG	AST	BS	ST	PTS	AVG
1981-82	27-4	33-90	.367			16-34	.471	137	5.1	6	11	20	82	3.0
1982-83	26-26	132-259	.509			38-65	.585	244	9.4	13	18	22	302	11.6
1983-84	26-25	156-325	.480			77-132	.583	329	12.7	13	37	21	389	14.9
1984-85	26-	163-321	.508			89-135	.659	236	9.1	14	51	27	415	16.0
<b>Career</b>	<b>105</b>	<b>484-995</b>	<b>.486</b>			<b>220-366</b>	<b>.601</b>	<b>946</b>	<b>8.9</b>	<b>46</b>	<b>117</b>	<b>90</b>	<b>1,188</b>	<b>11.3</b>




1,230 pts.  
Sheila Brown



1,229 pts.  
Natalie White



1,226 pts.  
Lamisha Augustine



1,188 pts.  
Rhoda Chew

### 13. Natasha Johnson (1996-2000)

YEAR	G-GS	FG-FGA	PCT	3PM-A	PCT	FT-FTA	PCT	REB	AVG	AST	BS	ST	PTS	AVG
1995-96	27-23	81-241	.336	37-130	.285	51-80	.638	83	3.1	65	1	31	250	9.3
1996-97	28-25	92-288	.357	41-138	.297	80-110	.727	84	3.0	67	3	51	305	10.9
1997-98	27-25	103-289	.356	44-142	.310	75-120	.625	118	4.4	102	4	43	325	12.0
1999-00	27-27	90-248	.363	46-135	.341	66-92	.717	76	2.8	79	4	39	292	10.8
<b>Career</b>	<b>109-100</b>	<b>366-1,066</b>	<b>.343</b>	<b>168-545</b>	<b>.308</b>	<b>272-402</b>	<b>.677</b>	<b>361</b>	<b>3.3</b>	<b>310</b>	<b>12</b>	<b>164</b>	<b>1,172</b>	<b>10.8</b>

### 14. Tatiana Taylor (2001-04)

YEAR	G-GS	FG-FGA	PCT	3PM-A	PCT	FT-FTA	PCT	REB	AVG	AST	BS	ST	PTS	AVG
2000-01	29-20	79-169	.467	0-1	.000	58-83	.699	149	5.1	12	7	13	216	7.4
2001-02	28-18	75-165	.455	0-1	.000	40-72	.556	121	4.3	13	14	19	190	6.8
2002-03	28-27	150-289	.519	0-0	.000	57-85	.671	219	7.8	25	5	22	357	12.8
2003-04	29-28	151-302	.500	0-3	.000	100-154	.649	203	7.0	29	11	28	402	13.9
<b>Career</b>	<b>114-94</b>	<b>455-925</b>	<b>.492</b>	<b>0-5</b>	<b>.000</b>	<b>255-394</b>	<b>.647</b>	<b>692</b>	<b>6.1</b>	<b>79</b>	<b>37</b>	<b>82</b>	<b>1,165</b>	<b>10.2</b>

### 15. Riana Byrd (2013-16)

YEAR	G-GS	FG-FGA	PCT	3PM-A	PCT	FT-FTA	PCT	REB	AVG	AST	BS	ST	PTS	AVG
2012-13	30-28	138-313	.441	0-0	.000	66-97	.680	327	10.9	24	64	50	342	11.4
2013-14	29-28	96-222	.432	0-0	.000	54-84	.643	276	9.5	24	43	37	246	8.5
2014-15	32-21	82-185	.443	0-0	.000	66-97	.680	216	6.8	22	56	24	230	7.2
2015-16	29-1	84-186	.452	0-0	.000	48-88	.545	219	7.6	25	37	23	216	7.4
<b>Career</b>	<b>120-78</b>	<b>400-906</b>	<b>.442</b>	<b>0-0</b>	<b>.000</b>	<b>234-366</b>	<b>.639</b>	<b>1038</b>	<b>8.7</b>	<b>95</b>	<b>200</b>	<b>134</b>	<b>1,034</b>	<b>8.6</b>

### 16. Lora Alexander (1989-90)

YEAR	G-GS	FG-FGA	PCT	3PM-A	PCT	FT-FTA	PCT	REB	AVG	AST	BS	ST	PTS	AVG
1988-89	27-24	191-448	.426	0-5	.000	114-214	.533	316	11.7	19	35	69	496	18.4
1989-90	29-23	198-442	.448	0-2	.000	127-192	.661	306	10.6	27	16	60	523	29.6
<b>Career</b>	<b>56-47</b>	<b>389-890</b>	<b>.437</b>	<b>0-7</b>	<b>.000</b>	<b>241-406</b>	<b>.593</b>	<b>622</b>	<b>11.1</b>	<b>46</b>	<b>51</b>	<b>129</b>	<b>1,019</b>	<b>18.1</b>



1,172 pts.  
Natasha Johnson



1,165 pts.  
Tatiana Taylor



1,034 pts.  
Riana Byrd



1,019 pts.  
Lora Alexander

SCORING		G	PTS	AVG
1.	Ta'Rea Cunnigan (2012-15)	122	2,062	16.9
2.	Karen Mason (1978-81)	111	1,760	15.9
3.	Cricket Williams (2001-04)	105	1,676	16.0
4.	Elinor Banks (1978-81)	110	1,672	15.4
5.	Hulett Brooks (1990, 1992-94)	109	1,373	12.6
6.	Kari Steele (1994-97)	110	1,340	12.2
7.	Dezz Ramos (2016-17)	61	1,278	21.0
8.	Jasmine Smith (2014-17)	122	1,234	10.1
9.	Shelia Brown (1981-84)	100	1,230	12.3
10.	Natalie White (2006-09)	118	1,229	10.4
11.	Lamisha Augustine (2002-06)	120	1,226	10.2
12.	Rhoda Chew (1982-85)	105	1,188	11.3
13.	Natasha Johnson (1996-00)	109	1,172	10.8
14.	Tatiana Taylor (2001-04)	114	1,165	10.2
15.	Riana Byrd (2013-16)	120	1,034	8.5
16.	Lora Alexander (1989-90)	56	1,019	18.2

FIELD GOALS MADE		G	ATT	MADE
1.	Karen Mason (1978-81)	111	1,686	735
2.	Elinor Banks (1978-81)	110	1,609	730
3.	Ta'Rea Cunnigan (2012-15)	122	1,743	690
4.	Shelia Brown (1981-84)	100	1,450	563
5.	Hulett Brooks (1990, 1992-94)	109	1,383	554
6.	Cricket Williams (2001-04)	105	1,531	548
7.	Jasmine Smith (2014-17)	122	1,069	527
8.	Lamisha Augustine (2002-06)	120	1,312	490
9.	Rhoda Chew (1982-85)	105	995	484
10.	Tatiana Taylor (2001-04)	114	925	455

FIELD GOAL ATTEMPTS		G	MADE	ATT
1.	Ta'Rea Cunnigan (2012-15)	122	690	1,743
2.	Karen Mason (1978-81)	111	735	1,686
3.	Elinor Banks (1978-81)	110	730	1,609
4.	Cricket Williams (2001-04)	105	548	1,531
5.	Shelia Brown (1981-84)	100	558	1,450
6.	Hulett Brooks (1990, 1992-94)	109	554	1,383
7.	Lamisha Augustine (2002-06)	120	490	1,312
8.	Natalie White (2006-08)	118	437	1,273
9.	Kari Steele (1994-97)	110	441	1,190
10.	Dezz Ramos (2016-17)	61	439	1,120

FIELD GOAL PERCENTAGE		G	FG-FGA	PCT
1.	Amber Jackson (2005-06)	57	396-640	.619
2.	Jasmine Smith (2014-17)	122	527-1,069	.493
3.	Tatiana Taylor (2000-04)	114	455-925	.492
4.	Winnia Gazaway (1979-82)	71	311-637	.488
5.	Dana Foster (1983-86)	103	342-702	.487
6.	Rhoda Chew (1982-85)	105	484-995	.486
7.	Brittany Powell (2007-08)	61	258-540	.478
8.	Pam Pember (1990-92)	52	298-631	.472
9.	Roberta Lawson (1984-85)	50	201-429	.469
10.	Johnnie Thomas (1987-88)	40	207-443	.467

3-POINT FIELD GOALS MADE		G	ATT	MADE
1.	Kari Steele (1994-97)	110	575	199
2.	Rebecca Woodberry (2014-15)	61	490	171
3.	Jessica Kellogg (2001-05)	119	525	168
	Natasha Johnson (1996-00)	109	545	168
5.	Natalie White (2006-08)	118	568	164
6.	Dezz Ramos (2016-17)	61	418	145
7.	Ta'Rea Cunnigan (2012-15)	122	468	144
8.	Rachol West (2014-17)	116	444	139
9.	Cricket Williams (2001-04)	105	404	114
10.	Atari Parker (2001-02)	57	365	101

3-POINT FIELD GOALS ATTEMPTED		G	MADE	ATT
1.	Kari Steele (1994-97)	110	199	575
2.	Natalie White (2006-08)	118	164	568
3.	Natasha Johnson (1996-00)	109	168	545
4.	Jessica Kellogg (2001-05)	119	168	525
5.	Rebecca Woodberry (2014-15)	61	171	490
6.	Ta'Rea Cunnigan (2012-15)	122	144	468
7.	Rachol West (2014-17)	116	139	444
8.	Dezz Ramos (2016-17)	61	145	418
9.	Cricket Williams (2001-04)	105	114	404
10.	Atari Parker (2001-02)	57	101	365

3-POINT PERCENTAGE		G	3FG-FGA	PCT
1.	Rebecca Woodberry (2014-15)	61	171-490	.349
2.	Dezz Ramos (2016-17)	61	145-418	.347
	Megan Gluhan (1998-00)	68	70-202	.347
4.	Kari Steele (1994-97)	110	199-575	.346
5.	Sara Plavljanin (2011-12)	57	96-279	.344
6.	Kim Skaggs (1989-92)	103	80-238	.336
7.	Danada Smith (2001)	29	57-178	.320
8.	Jessica Kellogg (2001-05)	119	168-525	.320
9.	Sherry Yult (1989-93)	105	76-238	.319
10.	Rachol West (2014-17)	116	139-444	.313

FREE THROWS MADE		G	ATT	MADE
1.	Ta'Rea Cunnigan (2012-15)	122	740	538
2.	Cricket Williams (2001-04)	105	732	466
3.	Karen Mason (1978-81)	111	467	290
4.	Natasha Johnson (1996-00)	109	402	272
5.	Kari Steele (1994-97)	110	359	259
6.	Tatiana Taylor (2001-04)	114	394	255
	Dezz Ramos (2016-17)	61	299	255
8.	Hulett Brooks (1990, 1992-94)	109	344	245
9.	Lora Alexander (1989-90)	56	406	241
10.	Sayja Sumler (2008-11)	114	473	235

FREE THROWS ATTEMPTED		G	MADE	ATT
1.	Ta'Rea Cunnigan (2012-15)	122	535	740
2.	Cricket Williams (2001-04)	105	466	732
3.	Sayja Sumler (2008-11)	114	235	473
4.	Karen Mason (1978-81)	111	290	467
5.	Lora Alexander (1989-90)	56	241	406



Natalie White (2006-09) was one of the most prolific shooters in San José State history. She ranks third in career free throw percentage (.820), and tenth in total points (1,229).

In addition, White is eighth in field goal attempts (1,273), seventh in games played as a Spartan (118) and second in 3-point field goal attempts (568).

6.	Natasha Johnson (1996-00)	109	272	402
7.	Tatiana Taylor (2001-04)	114	255	394
8.	Elinor Banks (1978-81)	110	206	379
9.	Rhoda Chew (1982-85)	105	220	366
	Riana Byrd (2013-16)	120	234	366

FREE THROW PERCENTAGE	G	FT-FTA	PCT
1. Rebecca Woodberry (2014-15)	61	124-140	.886
2. Dezz Ramos (2016-17)	61	255-299	.853
3. Natalie White (2006-08)	108	191-233	.820
4. Lindsay Harris (2004-05)	56	116-147	.789
5. Atari Parker (2001-02)	57	166-212	.783
<b>6. Myzhanique Ladd (2015-Present)</b>	<b>91</b>	<b>189-249</b>	<b>.759</b>
7. Pam Pember (1991-92)	52	216-296	.730
8. Ta'Rea Cunnigan (2012-15)	90	425-576	.727
9. Kari Steele (1994-97)	110	259-359	.721
10. Brittany Johnson (2011-12)	58	209-291	.718

REBOUNDING	G	REB	AVG
1. Elinor Banks (1978-81)	110	1,062	9.7
2. Riana Byrd (2013-16)	120	1,038	8.7
3. Rhoda Chew (1982-85)	105	946	9.0
4. Jasmine Smith (2014-17)	122	819	6.7
5. Debbie Johnson (1979-80, 1982)	84	703	8.4

6.	Lamisha Augustine (2002-06)	120	700	5.8
7.	Tatiana Taylor (2001-04)	114	692	6.1
8.	Hulett Brooks (1990, 1992-94)	109	647	5.9
9.	Lora Alexander (1989-90)	56	622	11.1
10.	Winnia Gazaway (1979-80, 1982)	71	604	8.5

ASSISTS	G	AST	AVG	
1. Wanda Thompson (1978-81)	113	742	6.6	
2. Cricket Williams (2001-04)	105	644	6.1	
3. Dana Foster (1983-86)	103	589	5.7	
4. LaTasha Causey (1988-90, 1992)	94	337	3.6	
5. Sherry Yudt (1990-93)	105	336	3.2	
6. Kari Steele (1994-97)	110	333	3.0	
7. Natasha Johnson (1996-00)	109	310	2.8	
8. Robin Thompson (1981-84)	105	281	3.1	
	Dezz Ramos (2016-17)	61	281	4.6
10. Ta'Rea Cunnigan (2012-15)	122	280	2.3	

BLOCKED SHOTS	G	BS	AVG	
1. Riana Byrd (2013-16)	120	200	1.7	
2. Elinor Banks (1979-81)	110	156	1.4	
3. Lamisha Augustine (2002-06)	120	138	1.2	
4. Rhoda Chew (1982-85)	105	117	1.1	
5. Shaunna Ridge (2008-10)	58	87	1.5	
6. Debbie Johnson (1979-80, 1982)	84	82	1.0	
7. Winnia Gazaway (1979-82)	71	79	1.1	
8. Shemekia Brown (1992-95)	100	75	0.8	
9. Nica Gemo (2004-05)	58	62	1.1	
	Pam Pember (1991-92)	52	62	1.2

STEALS	G	ST	AVG
1. Wanda Thompson (1978-81)	113	434	3.8
2. Cricket Williams (2001-04)	105	311	2.9
3. Dana Foster (1983-86)	103	266	2.6
4. Ta'Rea Cunnigan (2012-15)	122	258	2.1
5. Kari Steele (1994-97)	110	226	2.1
6. Karen Mason (1978-81)	111	204	1.8
7. Sayja Sumler (2008-11)	114	194	1.7
8. LaTasha Causey (1988-90, 1992)	94	190	2.0
9. Sherry Yudt (1990-93)	105	169	1.6
10. Natalie St. Mary (1982-83)	53	165	3.1

GAMES PLAYED	G
1. Ta'Rea Cunnigan (2012-15)	122
Paris Baird (2014-17)	122
Jasmine Smith (2014-17)	122
4. Lamisha Augustine (2002-06)	120
Riana Byrd (2013-16)	120
6. Jessica Kellogg (2001-05)	119
7. Natalie White (2006-09)	118
8. Rachol West (2014-17)	116
9. Sayja Sumler (2008-11)	114
Tatiana Taylor (2001-04)	114
10. Karen Mason (1978-81)	111

SCORING		PTS	SEASON
1.	Dezz Ramos	****752	2016-17
2.	Brittany Johnson	603	2011-12
3.	Ta'Rea Cunnigan	**594	2012-13
4.	Cricket Williams	***571	2002-03
5.	Ta'Rea Cunnigan	567	2014-15
6.	Ta'Rea Cunnigan	553	2013-14
7.	Natalie St. Mary	540	1982-83
8.	Dezz Ramos	526	2015-16
9.	Lora Alexander	523	1989-90
10.	Karen Mason	517	1980-81
22.	Amber Jackson	*446	2004-05

FIELD GOALS MADE		MADE	SEASON
1.	Dezz Ramos	****259	2016-17
2.	Natalie St. Mary	233	1982-83
3.	Brittany Johnson	217	2011-12
4.	Karen Mason	***212	1979-80
5.	Elinor Banks	211	1979-80
6.	Karen Mason	210	1980-81
7.	Ta'Rea Cunnigan	207	2014-15
8.	Amber Jackson	*205	2004-05
9.	Lora Alexander	198	1989-90
10.	Elinor Banks	195	1980-81
11.	Sheila Brown	**193	1981-82

FIELD GOAL ATTEMPTS		ATT	SEASON
1.	Dezz Ramos	****673	2016-17
2.	Natalie St. Mary	515	1982-83
3.	Brittany Johnson	502	2011-12
4.	Cricket Williams	***500	2002-03
5.	Karen Mason	495	1979-80
6.	Ta'Rea Cunnigan	494	2013-14
7.	Ta'Rea Cunnigan	490	2014-15
8.	Shelia Brown	**486	1981-82
9.	Karen Mason	478	1980-81
10.	Hulett Brooks	474	1993-94

FIELD GOAL PCT. (min. 75 made)		PCT	SEASON
1.	Amber Jackson	.659 (205-311)	2004-05
2.	Amber Jackson	.581 (191-329)	2005-06
3.	Jasmine Smith	.548 (165-301)	2016-17
4.	Dana Foster	.537 (124-231)	1984-85
5.	Tatiana Taylor	.519 (150-289)	2002-03
6.	Winnia Gazaway	.514 (113-220)	1981-82
7.	Rhoda Chew	.510 (132-259)	1982-83
8.	Rhoda Chew	.508 (163-321)	1984-85
9.	Kylie Page	.507 (148-292)	1995-96
10.	Winnia Gazaway	.506 (84-166)	1978-79

3-POINT FIELD GOALS MADE		MADE	SEASON
1.	Rebecca Woodberry	***90	2013-14
2.	Dezz Ramos	****83	2016-17
3.	Rebecca Woodberry	81	2014-15

4.	Kari Steele	74	1996-97
5.	Jessica Kellogg	70	2002-03
6.	Jessica Kellogg	65	2004-05
7.	Dezz Ramos	62	2015-16
8.	Sara Plavljanin	61	2011-12
9.	Danada Smith	57	2000-01
10.	Natalie White	55	2007-08
14.	Kari Steele	**47	1994-95
21.	Britta Hall	*43	2013-14

3-POINT ATTEMPTS		ATT	SEASON
1.	Rebecca Woodberry	***251	2013-14
2.	Dezz Ramos	****242	2016-17
3.	Rebecca Woodberry	239	2014-15
4.	Jessica Kellogg	**212	2002-03
5.	Jessica Kellogg	196	2004-05
6.	Atari Parker	195	2000-01
7.	Kari Steele	187	1996-97
8.	Danada Smith	178	2000-01



*Riana Byrd completed her San José State career ranked 13th on the all-time scoring list (1,034) and second in rebounding (1,038), and is the second member of the 1,000/1,000 club. Her 200 blocks are the most in program history and her 120 games are fourth most on the career list.*

*In addition, Byrd's 64 blocked shots as a freshman, are the most by a Spartan in a single season. She had 43 as a sophomore and set the record for a junior with 56. Her 327 rebounds in 2012-13 are a freshman record and the second most in a season for a Spartans.*

9.	Dezz Ramos	176	2015-16
10.	Natalie White	170	2007-08
	Atari Parker	170	2001-02
25.	Natasha Johnson	*130	1995-96

3-POINT PERCENTAGE (min. 30 made)		PCT	SEASON
1.	Kim Skaggs	***.407 (37-91)	1991-92
2.	Kari Steele	.396 (74-187)	1996-97
3.	Emily Nichols	*.393 (42-107)	2007-08
4.	Ellie Stevens	****.386 (32-83)	2015-16
5.	Megan Gluhan	** .385 (37-96)	1998-99
6.	Gretchen Seeley	.384 (38-99)	1993-94
7.	Sherry Yudt	.383 (49-128)	1992-93
8.	Sara Plavljaniin	.379 (61-161)	2011-12
9.	Crissy DiLuzio	.378 (31-82)	1999-00
10.	Cricket Williams	.371 (33-89)	2001-02

FREE THROWS MADE		MADE	SEASON
1.	Ta'Rea Cunnigan	**178	2012-13
2.	Brittany Johnson	****158	2011-12
3.	Cricket Williams	***152	2002-03
4.	Dezz Ramos	151	2016-17
5.	Ta'Rea Cunnigan	138	2013-14
6.	Cricket Williams	134	2001-02
7.	Lora Alexander	127	1989-90
8.	Cricket Williams	123	2003-04
9.	Lamisha Augustine	118	2005-06
10.	Lora Alexander	114	1988-89
14.	Ta'Rea Cunnigan	*109	2011-12

FREE THROWS ATTEMPTED		ATT	SEASON
1.	Cricket Williams	***240	2002-03
2.	Ta'Rea Cunnigan	**235	2012-13
3.	Brittany Johnson	****224	2011-12
4.	Lora Alexander	214	1988-89
5.	Cricket Williams	205	2003-04
6.	Cricket Williams	197	2001-02
7.	Lora Alexander	192	1989-90
8.	Ta'Rea Cunnigan	183	2013-14
9.	Dezz Ramos	175	2016-17
10.	Ta'Rea Cunnigan	164	2014-15
12.	Ta'Rea Cunnigan	*158	2011-12

FREE THROW PERCENTAGE (min. 50 made)		PCT	SEASON
1.	Rebecca Woodberry	***.918 (56-61)	2013-14
2.	Natalie White	** .879 (58-66)	2006-07
3.	Dezz Ramos	****.863 (151-175)	2016-17
4.	Rebecca Woodberry	.861 (68-79)	2014-15
5.	Dezz Ramos	.839 (104-124)	2015-16
6.	Natalie White	.807 (71-88)	2007-08
7.	Atari Parker	.802 (97-121)	2000-01
8.	Myzhaniqe Ladd	.789 (75-95)	2016-17
9.	Joi Turner	.788 (52-66)	1995-96
10.	Lindsay Harris	.782 (79-101)	2004-05

REBOUNDING		REB	SEASON
1.	Rhoda Chew	**329	1983-84
2.	Riana Byrd	*327	2012-13
3.	Lora Alexander	***316	1988-89
4.	Elinor Banks	310	1978-79
5.	Lora Alexander	****306	1989-90
6.	Natalie St. Mary	296	1982-83
7.	Roberta Lawson	279	1984-85
8.	Riana Byrd	276	2013-14
9.	Debbie Johnson	265	1978-79
10.	Amber Jackson	264	2005-06

ASSISTS		AST	SEASON
1.	Wanda Thompson	*211	1977-78
2.	Dana Foster	****196	1985-86
3.	Cricket Williams	***192	2002-03
	Wanda Thompson	**192	1978-79
5.	Erica McGlaston	185	2004-05
	Cricket Williams	185	2003-04
7.	Wanda Thompson	176	1980-81
8.	Wanda Thompson	163	1979-80
	Dezz Ramos	163	2016-17
10.	Cricket Williams	159	2001-02

BLOCKED SHOTS		BS	SEASON
1.	Riana Byrd	*64	2012-13
2.	Lamisha Augustine	****58	2005-06
3.	Riana Byrd	***56	2014-15
4.	Elinor Banks	55	1979-80
5.	Shaunna Ridge	53	2008-09
	Elinor Banks	53	1978-79
7.	Rhoda Chew	51	1984-85
8.	Elinor Banks	**48	1980-81
9.	Riana Byrd	43	2013-14
10.	Nica Gemo	42	2004-05

STEALS		ST	SEASON
1.	Wanda Thompson	***136	1979-80
2.	Wanda Thompson	*108	1977-78
3.	Dana Foster	****106	1985-86
4.	Wanda Thompson	**97	1978-79
5.	Ta'Rea Cunnigan	94	2012-13
	Cricket Williams	94	2003-04
7.	Wanda Thompson	93	1980-81
8.	Cricket Williams	88	2001-02
9.	Dana Foster	87	1984-85
10.	Natalie St. Mary	85	1982-83

\* Freshman Record  
 \*\* Sophomore Record  
 \*\*\* Junior Record  
 \*\*\*\* Senior Record

**POINTS**

Game	41	Hulett Brooks, vs. Sacramento State, 12/10/93
Season	752	Dezz Ramos, 32 games, 2016-17
Season avg.	23.5	Dezz Ramos (752 pts.), 32 games, 2016-17
Career	2,062	Ta'Rea Cunnigan, 122 games, 2012-15
Career avg.	21.0	Dezz Ramos (1,287 pts.), 61 games, 2016-17

**FIELD GOALS MADE**

Game	16	Natalie St. Mary (23 att.), vs. Cal Poly SLO, 11/20/82
Season	259	Dezz Ramos (673 att.), 32 games, 2016-17
Career	735	Karen Mason (1,686 att.), 111 games, 1978-81

**FIELD GOALS ATTEMPTED**

Game	33	Hulett Brooks (14 made), vs. Sacramento State, 12/10/93
Season	673	Dezz Ramos (259 made), 32 games, 2016-17
Career	1,743	Ta'Rea Cunnigan (690 made), 122 games, 2012-15

**FIELD GOAL PERCENTAGE**

Game	.857	Jasmine Smith (6-7), vs. Utah State, 12/30/15
Season	.659	Amber Jackson (205-311), 30 games, 2004-05
Career	.619	Amber Jackson (396-640), 56 games, 2005-06

**THREE-POINT FIELD GOALS MADE**

Game	8	Gretchen Seeley (14 att.), vs. Long Beach State, 2/13/94 Rebecca Woodberry (14 att.), at UNLV, 3/6/15 Rebecca Woodberry (11 att.), vs. Utah State, 3-9-15
Season	90	Rebecca Woodberry (251 att.), 29 games, 2013-14
Career	199	Kari Steele (575 att.), 110 games, 1994-97

**THREE-POINT FIELD GOALS ATTEMPTED**

Game	15	Natalie White (6 made) at Washington St., 12/16/07
Season	251	Rebecca Woodberry (90 made), 29 games, 2013-14
Career	575	Kari Steele (199 made), 110 games, 1994-97

**FREE THROWS MADE**

Game	15	Lindsay Harris (16 att.) vs. Rice, 3/11/2005
	15	Karen Mason (17 att.), vs. Cal Poly Pomona, 12/10/77
Season	178	Ta'Rea Cunnigan (235 att.), 30 games, 2012-13
Career	538	Ta'Rea Cunnigan (740 att.), 122 games, 2012-15

**FREE THROWS ATTEMPTED**

Game	18	Lora Alexander (11 made), vs. Long Beach State, 1/7/89
Season	240	Cricket Williams (152 made), 28 games, 2002-03
Career	740	Ta'Rea Cunnigan (538 made), 122 games, 2012-15

**REBOUNDS**

Game	21	Rhoda Chew, vs. Santa Clara, 2/21/84
	21	Rhoda Chew, vs. Pacific, 12/8/84
Season	329	Rhoda Chew, 26 games, 1983-84
Season avg.	12.7	Rhoda Chew (329), 26 games, 1983-84
Career	1,062	Elinor Banks, 110 games, 1977-81
Career avg.	11.1	Lora Alexander (622), 56 games, 1988-90

**ASSISTS**

Game	16	Cricket Williams, vs. Tulsa, 3/2/03
	16	Liz Keough, vs. Stanislaus State, 1976-77
Season	211	Wanda Thompson, 27 games, 1977-78
Season avg.	7.8	Wanda Thompson (211), 27 games, 1977-78
Career	742	Wanda Thompson, 113 games, 1977-81
Career avg.	6.6	Wanda Thompson (742), 113 games, 1977-78

**STEALS**

Game	12	Natalie St. Mary, vs. Cal Poly SLO, 11/20/82
Season	136	Wanda Thompson, 31 games, 1979-80
Season avg.	4.4	Wanda Thompson (136), 31 games, 1979-80
Career	434	Wanda Thompson, 113 games, 1977-81
Career avg.	3.8	Wanda Thompson (434), 113 games, 1977-81

**BLOCKED SHOTS**

Game	7	Nica Gemo, vs. Boise State, 1/20/2005
	7	Rhoda Chew, vs. Washington State, 1/20/83
Season	64	Riana Byrd, 30 games, 2012-13
Season avg.	2.1	Riana Byrd (64), 30 games, 2012-13
Career	200	Riana Byrd, 91 games, 2013-16
Career avg.	1.7	Riana Byrd (200), 120 games, 2013-16

All Career Averages are based on a minimum of 50 games

Coaching Staff

The Spartans

2016-17 Review

Record Book



*Gretchen Seeley (1993-94) holds the San José State single-game record for made three-pointers.*

*Seeley sank eight threes in a game against Long Beach State on February 13, 1994.*

*Her .384 three-point shooting percentage in the 2013-14 season ranks sixth on the Spartans' single-season list.*



**POINTS**

Game	119	vs. Columbia (11/16/14)
Season	2,511	2014-15, 32 games
Season average	78.9	1978-79, 28 games, 2,208 points
Largest winning margin	65	vs. Cal Poly SLO (1/6/79), 96-31
Largest losing margin	80	vs. Long Beach St. (2/14/87), 149-69

**FEWEST POINTS**

Half	7	vs. Rice, 2/17/00
Game	26	vs. Utah, 2/18/99
Season	1,294	1998-99, 27 games
Season Average	47.7	2010-11, 29 games
Conference Season	632	1998-99, 14 games

**FIELD GOALS MADE**

Game	44	vs. Arizona, 1/4/79
Season	972	1979-80, 31 games

**FIELD GOALS ATTEMPTED**

Game	109	vs. Santa Clara, 2/22/78
Season	2,262	2014-15, 32 games

**THREE-POINT FIELD GOALS MADE**

Game	19	at UNLV, 3/6/15
Season	271	2014-15, 32 games

**THREE-POINT FIELD GOALS ATTEMPTED**

Game	43	vs. Saint Mary's College, 12/3/16
Season	872	2014-15, 32 games

**FREE THROWS MADE**

Game	42	vs. Columbia, 11/16/14
Season	493	2014-15, 32 games

**FREE THROWS ATTEMPTED**

Game	53	vs. Columbia, 11/16/14
Season	726	2013-14, 30 games

**FREE THROW PERCENTAGE**

Game	.929	vs. Santa Clara, 12/11/91
Season	.740	2016-17, 32 games

**REBOUNDS**

Game	87	vs. Fresno State, 2/2/79
Season	1,578	1978-79, 28 games
Season average	56.4	1978-78, 28 games

**ASSISTS**

Game	30	vs. USF, 2/17/78
Season	501	2014-15, 32 games
Season average	21.0	1977-78, 27 games

**STEALS**

Game	35	vs. Washington State, 2/8/80
Season	525	1979-80, 31 games
Season average	16.9	1979-80, 31 games

**BLOCKED SHOTS**

Game	19	vs. USF, 2/10/79
Season	198	1978-79, 28 games
Season average	7.1	1978-79, 28 games



*Before the 2014-15 team scored 2,511 points, the 2,308 points the 2013-14 Spartans scored were the highest scoring team in the program's 39 years of existence.*

*That squad also set single-season team records for 3-point attempts (793), 3-pointers made (245), free throw attempts (726) as well as free throws made (493).*

**POINTS**

San José State Player	40, Dezz Ramos, vs. Nevada, 12/29/16
Opponent Player	40, Diamond Ford, Texas State, 12/29/12
San José State	119, vs. Columbia, 11/16/14
Opponent	110, Long Beach State, 1/28/91

**FIELD GOALS MADE**

San José State Player	15, Amber Jackson, vs. Nevada, 12/30/04
Opponent Player	18, Penny Moore, Long Beach State, 2/24/90
San José State	39, vs. Sacramento State, 12/22/14
Opponent	45, Long Beach State, 1/28/91

**FIELD GOALS ATTEMPTED**

San José State Player	30, Dezz Ramos, vs. Nevada, 12/29/16
Opponent Player	30, Anita Maxwell, New Mexico State, 2/17/95
San José State	92, vs. Sacramento State, 12/22/14
Opponent	104, Sacramento State, 12/22/14

**3-POINT FIELD GOALS MADE**

San José State Player	7, Rebecca Woodberry vs. Georgia St., 12/18/13
	7, Danada Smith, vs. Long Island, 12/30/00
	7, Kari Steele, vs. Air Force, 2/15/97
Opponent Player	8, Jill Sutton, TCU, 1/8/98
San José State	15, vs. Pacific, 11/18/16
Opponent	15, Boise State, 1/25/14
	15, Southern Utah, 12/8/12

**3-POINT FIELD GOALS ATTEMPTED**

San José State Player	15, Jessica Kellogg, vs. Tulsa, 3/2/03
Opponent Player	14, Sydnee Fipps, UC Davis, 12/10/14
	14, Nadia Begay, Boise State, 2/22/07
	14, Lindsey Logan, Fresno State, 2/11/01
	14, Autumn Hollyfield, Cal State Fullerton, 2/5/94
San José State	43, vs. Saint Mary's College, 12/3/16
Opponent	43, Fresno State, 2/25/12

**FREE THROWS MADE**

San José State Player	13, Megan Gluhan, vs. Cal Poly, 11/13/98
	13, Ta'Rea Cunnigan, vs. Texas State, 12/29/12
Opponent Player	16, Ashley Brown, Utah State, 2/2/12
San José State	42, vs. Columbia, 11/16/14
Opponent	28, vs. UTEP, 1/2/01

**FREE THROWS ATTEMPTED**

San José State Player	16, Cricket Williams, vs. Rice, 2/27/03
Opponent Player	26, Ashley Brown, Utah State, 2/2/12
San José State	53, vs. Columbia, 11/16/14
Opponent	42, UC Santa Barbara, 2/11/93

**REBOUNDS**


San José State Player	19, Teoma Taylor, vs. Boise State, 1/2/03,
	19, Riana Byrd vs. Cal State Northridge, 12/1/12
Opponent Player	18, Margaret Huntington, Sacramento State, 12/22/14
San José State	64, vs. Portland State, 12/28/90

**Opponent**

63, Gonzaga, 11/21/99
63, Northwestern State (La.), 12/20/93

**ASSISTS**

San José State Player	16, Cricket Williams, vs. Tulsa, 3/2/03
Opponent Player	14, Tine Freil, Pacific, 3/1/93
San José State	24, vs. Sacramento State, 12/22/14
	24, vs. Utah State, 1/12/13
	24, vs. Nevada, 12/30/04
	24, vs. Drake, 12/28/91
Opponent	30, San Diego State, 1/20/90



*Kari Steele (1994-97) held the San José State single-season record for three-point field goals with made for 17 years, from 1997 to 2013, after sinking 74 in 1996-97.*

*Steele owns the Spartans career record with 199 3-pointers and is tied with Danada Smith and Rebecca Woodberry for The Event Center single-game record of seven threes in a game.*

*Her 1,340 points ranks sixth on the San José State career scoring list.*

**BLOCKED SHOTS**

San José State Player	7, Nica Gemo, vs. Boise State, 1/20/05
Opponent Player	6, Brina Chaney, Oregon State, 12/4/02
	6, Pauline Jordan, UNLV, 2/22/90
San José State	11, vs. Sacramento State, 12/22/14
Opponent	10, UNLV, 2/22/90

**STEALS**

San José State Player	8, Riana Byrd, vs. UTSA, 12/31/12
	8, Alisha Hicks, vs. Pacific, 11/20/07
	8, Alisha Hicks, vs. Utah State, 2/3/07
	8, Juliana Smith, vs. Gonzaga, 11/21/99
Opponent Player	8, Kimberly Hill, Northwestern State (La.), 12/20/91
	8, Lisa Crosskey, UC Santa Barbara, 1/12/91
	8, Suzanne McNally, SMU, 12/29/91
San José State	23, vs. Northern Arizona, 12/1/11
Opponent	23, New Mexico State, 1/4/91

**POINTS**

- 41 Hulett Brooks, vs. Sacramento State (12/10/93)
- 40 Dezz Ramos, vs. Nevada (12/29/16)
- 38 Danada Smith, vs. Long Island (12/30/00)  
Dezz Ramos, vs. Pacific (11/18/16)
- 37 Dezz Ramos, at Utah State (2/22/17)
- 36 Natalie St. Mary, vs. Cal Poly SLO (11/20/82)  
Lora Alexander, vs. Santa Clara (12/20/88)  
Emily Schill, vs. Utah State (1/12/13)\*\* Freshman Record
- 35 Karen Mason, vs. Cal State Fullerton (12/6/80)  
Hulett Brooks, vs. UNLV (2/17/94)  
Kari Steele, vs. Air Force (2/15/97)  
Lamisha Augustine, vs. Colorado State (12/10/05)  
Ta'Rea Cunnigan, at Nevada (2/7/15)
- 34 Tatiana Taylor, vs. Nevada (3/6/04)  
Chasity Shavers, vs. Boise State (2/20/10)  
Dezz Ramos, at Colorado State (1/4/17)  
Dezz Ramos, vs. San Diego State (1/11/17)  
Dezz Ramos, at Colorado State (1/4/17)  
Dezz Ramos, vs. Air Force (2/18/17)
- 33 Kylie Page, vs. Montana State (12/30/95)  
Lora Alexander, vs. Long Beach State (2/24/90)
- 32 Johnnie Thomas, vs. UC Santa Barbara (1/10/87)  
Hulett Brooks, vs. Loyola Marymount (12/29/93)  
Cricket Williams, vs. SMU (1/11/03)  
Jessica Kellogg, vs. Tulsa (3/2/03)  
Amber Jackson, vs. Nevada (12/30/04)  
Chasity Shavers, vs. California (12/9/09)  
Brittany Johnson, at Nevada (1/28/12)
- 31 Lora Alexander, vs. Long Beach State (1/7/89)  
Hulett Brooks, vs. Cal State Northridge (12/30/93)  
Brittany Johnson, vs. Idaho (3/7/12)  
Dezz Ramos, vs. South Dakota (12/8/15)  
Dezz Ramos, vs. Air Force (1/14/17)
- 30 Karen Mason, vs. Stanford (2/24/79)  
Winnia Gazaway, vs. Pacific (1/16/82)  
Rhoda Chew, vs. Idaho State (12/27/84)  
Rhoda Chew, vs. California (3/1/85)  
Lora Alexander, vs. UNLV (2/22/90)  
Courtney Wittstruck, vs. Nevada (12/29/97)  
Sasha Spalding, vs. TCU (1/8/98)  
Atari Parker, vs. Hawaii (1/21/01)  
Cricket Williams, vs. UTEP (3/6/03)  
Ta'Rea Cunnigan, vs. Texas State (12/29/12)  
Ta'Rea Cunnigan, vs. UT Arlington (1/26/13)  
Rebecca Woodberry, at Utah (11/14/14)  
Ta'Rea Cunnigan, at UNLV (3/6/15)  
Dezz Ramos, vs. Santa Clara (11/20/16)

- 29 Atari Parker, vs. Santa Clara (11/29/00)  
Kylie Page, vs. Idaho (12/9/95)  
Kari Steele, vs. Cal State Fullerton (1/15/95)  
Natalie St. Mary, vs. California (2/26/83)  
Cricket Williams, vs. Fresno State (1/25/03)  
Brittany Johnson, at Hawai'i (2/11/12)  
Ta'Rea Cunnigan, at Santa Clara (11/12/13)  
Rebecca Woodberry, vs. San Francisco (11/20/13)  
Dezz Ramos, at Wyoming (1/18/17)

**REBOUNDS**

- 21 Rhoda Chew, vs. Santa Clara (2/21/84)  
Rhoda Chew, vs. Pacific (12/8/84)
- 20 Elinor Banks, vs. Fresno State (2/2/79)  
Rhoda Chew, vs. San Francisco (1/14/84)  
Taja Winston, vs. California (2/7/86)  
Lora Alexander, vs. UC Santa Barbara (2/23/89)  
Riana Byrd, vs. Colorado State (3/4/14)
- 19 Jan Peterson, vs. unknown opponent (1976-77)  
Sally Halvorson, vs. unknown opponent (1976-77)  
Elinor Banks, vs Long Beach State (2/25/78)  
Elinor Banks, vs. Chico State (12/29/79)  
Roberta Lawson, vs. UC Santa Barbara (11/15/84)  
Lora Alexander, vs. Santa Clara (12/20/88)  
Lora Alexander, vs. Central Michigan (12/29/88)  
Lora Alexander, vs. Pacific (2/29/90)  
Teoma Taylor, vs. Boise State (1/2/03)  
Riana Byrd, vs. Cal State Northridge (12/1/12)  
Paris Baird, at Colorado State (1/4/17)
- 18 Elinor Banks, vs. Hayward State (12/21/78)  
Elinor Banks, vs. Cal Poly SLO (1/6/79)  
Rhoda Chew, vs. Houston, (12/21/82)  
Natalie St. Mary, vs. Oregon State (2/5/83)  
Natalie St. Mary, vs. Fresno State (2/12/83)  
Rhoda Chew, vs. Santa Clara (1/18/84)  
Taja Winston, vs. Montana (1/1/86)  
Pam Pember, vs. UC Santa Barbara (1/12/91)  
Shemekia Brown, vs. Idaho (11/26/94)  
Sasha Spalding, vs. TCU (1/8/98)  
Emily Schill, vs. Utah State (1/12/13)  
Riana Byrd, vs. UMKC (12/21/13)

**20/20 CLUB**

- 27 points, 20 rebounds Lora Alexander, vs. UC Santa Barbara (2/23/89)

Coaching Staff

The Spartans

2016-17 Review

Record Book

**All-America**

Elinor Banks	1978, '79
Karen Mason	1980, '81

**Academic**

Capital One Academic All-District VIII

Ta'Rea Cunnigan	2013, '15
-----------------	-----------

Arthur Ashe, Jr. Sports Scholar

Paris Baird	2017
Ta'Rea Cunnigan	2013, '15
<b>Myzhanique Ladd</b>	<b>2016, '17</b>
Rachol West	2016, '17
Emily Vann	2016

San José State President's Scholar

Emily Vann	2015, '16, '17
------------	----------------

San José State Dean's Scholar

Ta'Rea Cunnigan	2014, '15, '16
<b>Hallie Gennett</b>	<b>2017</b>

Mountain West Scholar-Athlete (minimum 3.50 GPA)

Paris Baird	2017
Ta'Rea Cunnigan	2014, '15
Ellie Stevens	2016
Emily Vann	2015, '16
Rachol West	2014, '15, '16, '17

Academic All-Mountain West (minimum 3.00 GPA)

Paris Baird	2014, '15, '16, '17
Ta'Rea Cunnigan	2014, '15
<b>Hallie Gennett</b>	<b>2017</b>
<b>Fieme'a Hafoka</b>	<b>2017</b>
Britta Hall	2014
Nyre Harris	2015, '16
<b>Andrea Kohlhaas</b>	<b>2016, '17</b>
<b>Myzhanique Ladd</b>	<b>2015, '16, '17</b>
Ellie Stevens	2016
Chereese Thomas	2015
Emily Vann	2015, '16
Rachol West	2014, '15, '16, '17
Rebecca Woodberry	2014, '15

**Mountain West Conference  
2014-Present**

All-Mountain West

First Team	
Ta'Rea Cunnigan	2015
Dezz Ramos	2016, '17

Honorable Mention

Ta'Rea Cunnigan	2014
-----------------	------

Newcomer of the Year

Dezz Ramos	2016
------------	------

Sixth Player of the Year

Riana Byrd	2016
------------	------

All-Freshman Team

Jasmine Smith	2014
---------------	------

Preseason All-MW

Ta'Rea Cunnigan	2014
Ta'Rea Cunnigan	2015
Dezz Ramos	2017

Preseason MW Newcomer of the Year

<b>Hallie Gennett</b>	<b>2017</b>
Dezz Ramos	2016

Mountain West All-Tournament Team

Dezz Ramos	2017
Rebecca Woodberry	2015

Player of the Week

Riana Byrd	2/8/16
Ta'Rea Cunnigan	11/11/13, 1/25/15
Dezz Ramos	11/20/16, 1/1/17, 2/20/17
Rachol West	12/28/14

**Western Athletic Conference  
(1997-2013)**

All-WAC

Lamisha Augustine	First Team	2005, '06
Riana Byrd	Third Team	2013
Ta'Rea Cunnigan	First Team	2013
Amber Jackson	First Team	2006
	Second Team	2005
Brittany Johnson	First Team	2012
Cricket Williams	First Team	2002, '03
	Second Team	2005

All-Defensive Team

Riana Byrd	2013
Cricket Williams	2002

All-Freshman Team

Riana Byrd	2013
Ta'Rea Cunnigan	2012
Amber Jackson	2005
Brittany Powell	2007

Coaching Staff

The Spartans

2016-17 Review

Record Book

<u>Coach of the Year</u>		
Tim La Kose		2012
Janice Richard		2002

<u>Preseason All-WAC</u>		
Ta'Rea Cunnigan		2013

<u>Players of the Week</u>		
Elea A'Giza		Dec. 31, 2001
Lamisha Augustine,	Jan. 31, 2005, Dec. 12, 2005	
Riana Byrd	Dec. 2, 2012, Mar. 4, 2013	
Ta'Rea Cunnigan		Nov. 19, 2012
Amber Jackson	Dec. 13, 2004, Jan. 23, 2006	
Brittany Johnson	Dec. 5, 2011, Jan. 16, 2012, Feb. 27, 2012	
Erica McGlaston		Feb. 28, 2005
Atari Parker	Jan. 22, 2001, Feb. 12, 2001	
Sara Plavljanin		Jan. 9, 2012
Chasity Shavers		Dec. 7, 2009
Emily Schill		Jan. 13, 2013
Danada Smith		Jan. 2, 2001
Kari Steele		Feb. 17, 1997
Tatiana Taylor		Mar. 8, 2004
Joi Turner		Dec. 30, 1996
Cricket Williams	Feb. 18, 2003, Mar. 3, 2003, Dec. 29, 2003	

### **Big West Conference (1989-1996)**

<u>All-Big West</u>		
Lora Alexander	Second Team	1989
	Honorable Mention	1990
Hulett Brooks	First Team	1994
	Second Team	1993
Kylie Page	Honorable Mention	1996
Kari Steele	Honorable Mention	1994, '95
Johnnie Thomas	Honorable Mention	1987

<u>All-Freshman Team</u>		
Hulett Brooks		1990
LaTasha Causey		1988
Kylie Page		1996
Kim Skaggs		1989
Kari Steele		1994

<u>Freshman of the Year</u>		
Kylie Page		1996

<u>Big West Players of the Week</u>		
Kylie Page	Dec. 12, 1995, Jan. 2, 1996	
Hulett Brooks	Jan., 1994, Mar. 1, 1994	

### **NorPac Conference (1983-86)**

<u>All-NorPac</u>		
Rhoda Chew	Second Team	1984
Dana Foster	Second Team	1985, '86
Natalie St. Mary	First Team	1983

<u>All-Freshman Team</u>		
Japora Smith		1985

### **NorCal Conference (1977-1982)**

<u>All-NorCal</u>		
Elinor Banks	First Team	1978, '79
	Second Team	1980, '81
Shelia Brown	Second Team	1982
Debbie Johnson	Second Team	1978, '79
Karen Mason	First Team	1979, '80, '81
Wanda Thompson	First Team	1980
	Second Team	1978, '79, '81

<u>Coach of the Year</u>		
Sharon Chatman		1977, '78



*Cricket Williams (2001-04) finished her Spartan career as the program's second-leading scorer, with 1,676 points.*

*In the 2002-03 season, she set The Event Center records for free throws in a game (16, vs. Rice) and assists (16, vs. Tulsa). That same year, she set the then record for points (571), made free throws (152) and still holds the record for free throw attempts (240) in a season.*



In 1995 San José State women's basketball celebrated its 100th year. The team first played under the name of the San Jose Normal School in a game against Stanford in 1895.

The first intercollegiate athletic-sponsored women's basketball teams formed at San Jose State in 1968, but weren't formally established until 1971-72, with the evolution of the Association of Intercollegiate Athletics for Women (AIAW). In 1982, the NCAA formally recognized women's basketball and sponsored a championship for the sport. San José State offered its first women's scholarship to Lori Hogen in 1975.

Coaching Staff

The Spartans

2016-17 Review

Record Book



**"Team of the Century"**

Lora Alexander	1989, '90	Lori Hogen	1975, '76
Elinor Banks	1978, '79, '80, '81	Susie Lindh	1971, '72
Judy Basich	1955, '56, '58	Karen Mason	1978, '79, '80, '81
Hulett Brooks	1990, '92, '93, '94	Marilyn Mason	1961, '62, '63
Rhoda Chew	1982, '83, '84, '85	Carol Salsbury	1967, '68, '69, '70, '71
Winnia Gazaway	1979, '80, '81, '82	Natalie St. Mary	1982, '83
Kathy Harris	1966, '67, '68, '69	Wanda Thompson	1978, '79, '80, '81

**"Coach of the Century"**

Sharon Chatman 1976-86



On September 9, 2016, **Lora Alexander** became the fifth member of the women's basketball program to be inducted into the San José State Sports Hall of Fame.

The 1989 and 1990 All-Big West Conference honoree holds the career records for scoring average at 18.2 points and rebound average at 11.1 per game and is the only Spartan women's basketball player to average a double double for her career.

With 1,019 points, Alexander is the only SJSU women's basketball player to score 1,000 points in one's first two seasons in the program. In 1995, she was one of 14 players named to the San José State University Women's Basketball Team of the Century.



**Sharon Chatman**

**Sharon Chatman**, Hall of Fame Class of 2004, is the only women's basketball coach with a winning record (143-121) at San José State. She guided the Spartans to NorPac Conference titles in both 1978 & 1979 and from 1978 to 1981 her teams played in the postseason in four consecutive years.

In 10 years leading the program (1977-86), she had a winning season six times and won 20 or more games in 1979 and 1980.

**Elinor Banks** (1978-81), Hall of Fame Class of 1999, was the first women's basketball player inducted into the Hall of Fame and in 1979 the first to earn All-American honors. In 1978 & 79 she was a first team All-NorCal selection and a second team performer in 1980 & 81.

She holds the program's career record for rebounds (1,062), ranks second in blocks (156) and fourth in point (1,672).



**Elinor Banks**



**Karen Mason**

**Karen Mason** (1978-81), Hall of Fame Class of 2001, was a 1981 All-American and earned first team All-NorCal honors in 1979, 1980 & 1981.

For 25 years she held the program's career records for scoring (1,760), field goals (735), field goal attempts (1,686), free throws (290) & free throw attempts (467) and still ranks second in scoring and field goal attempts, third in free throws and fourth in free throw attempts.

**Wanda Thompson** (1978-81), Hall of Fame Class of 2005, was a first team All-NorCal honoree in 1980 and a three-time (1978, 1979 & 1981) second team selection.

In 1980, she set the single-season record for assists (211) and holds the program's career record with 742. She is the only basketball player, man or woman, to have at least 100 steals in two seasons and more than 150 assists in four seasons.



**Wanda Thompson**

**A**

Elea A'Giza	2001, '02
Lora Alexander	1989, '90
Ashley Alipate	2006
Terry Anderson	1975
Monet Andrews	2002
Palagi Atoe	2010, '12
Diane Augmon	1983
Lamisha Augustine	2002, '03, '04, '05, '06

**B**

Paris Baird	2014, '15, '16, '17
Aniya Baker	2015
Elinor Banks	1978, '79, '80, '81
Myosha Barnes	2006, '07, '08
Kathleen Barrett	1996, '97, '98, '99
Jeanette Bean	1983
Marianne Belgen	1982

**Analysy Benally 2017**

Lee Bernardino	1978, '79
Ali Bettencourt	2015
Jennifer Biondi	1985
Kelly Blair	2009
Sherri Boone	1986
Jessica Borello	2001
Lindy Boretti	1977
Vicki Boyd	1975
Britney Bradley	2010, '11
Chantelle Brazzel	1999, '00
Mary Brennan	1985, '86
Sheila Brewer	1992
Myesha Broaden	2009, '10, '11, '12
Hulett Brooks	1990, '92, '93, '94
Ashley Brown	2009, '10
Marilyn Brown	1991
Shelia Brown	1981, '82, '83, '84
Shemekia Brown	1992, '93, '94, '95
Daphne Brownson	1992, '93, '94, '95
Shana Buchanan	2001
Jackie Burress	1983
Denise Burtis	1980, '81
Riana Byrd	2013, '14, '15, '16

**C**

Christina Calcagno	2009
Danna Campbell	1997, '98
Sarah Cantway	1996
Suzanne Carlos	1975
La Tasha Causey	1988, '89, '90, '92
Chrissy Chang	1994
Rhoda Chew	1982, '83, '84, '85
Stephanie Childs	1991, '92
Donna Clark	1984
Monique Coble	2009, '11
Ta' Rea Cunnigan	2012, '13, '14, '15

**D**

Celina Dagnino	1998, '99, '00
Dafina Dailey	1999
Tamiko Davis	2007, '08
Adia Dawson	1995, '96, '98
Susan Day	1978, '79, '80
Jamiyla DeBoise	2013
Gail Dennis	1995, '96
Phyllis DiGeronimo	1988, '89
Crissy DiLuzio	2000
Sandra Dorsey	1975
Patty Duke	1987
Cindy Durio	1976

**E**

Connie Ebanex	1978
Aumornai Edinburgh	2008, '09
Wendy Elvord	1982

**F**

Brenda Farley	1985
Breana Fields	2006
Rachel Finnegan	2010, '12
Kayla Forster	2003, '04
Dana Foster	1983, '84, '85, '86
Toni Foster	1977
Lisa Fraser	1979

**G**

April Gafford	1986, '87
Cindy Galarza	1981, '82
Winnia Gazaway	1979, '80, '81, '82
Nica Gemo	2004, '05
<b>Hallie Gennett 2017</b>	
Rochell Gentry	1975
Kristine Germone	1988
Megan Gluhan	1998, '99, '00
Chris Gonzales	1976
Michelle Gossman	1995
Roxane Grayson	1980, '81

**H**

<b>Fa-Ko-Fieme'a Hafoka 2017</b>	
Amber Hall	2006, '07
Britta Hall	2014
Jaime Hall	2006, '07
Marnesha Hall	2010, '11
Sally Halvorson	1977, '78, '79
Jana Ham	1976
Dominique Hamilton	2009, '10, '11
Shatiqua Hampton	1996
Michelle Hanson	1997, '98
Rhonda Hanson	1978
<b>Alexis Harris 2017</b>	
Lindsay Harris	2004, '05
Lois Harris	1999, '00
Nyre Harris	2015, '16

Tiffany Hearn	2003
Melissa Henderson	2003
Wanda Henderson	1975
Joanne Hernandez	1982, '83
Alisha Hicks	2006, '07, '08
Alexis Hill	2013
Janie Hillyer	1975, '76, '77, '78
Judy Hillyer	1975, '76
Lori Hoffman	1977
Lori Hogen	1975, '76
Lori Holder	1984
Cheryl Hooper	1984
Rebecca Hunt	1995, '96
LaTrese Hunter	1989, '90

**I**

Diseph Igoni	2001
Lisa Imahara	1987
Brittany Imaku	2006, '08
Kim Inman	1985, '86
Erin Irving	1996, '97, '98
LaDonna Irving	1992, '93, '94, '95

**J**

Amber Jackson	2005, '06
Lynette Jacobs	2007
Classye James	2013, '14
Brittany Johnson	2011, '12
Cathy Johnson	1977
Debbie Johnson	1978, '79, '80, '82
Kendra Johnson	1987
Liz Johnson	2010, '11
Natasha Johnson	1996, '97, '98, '99, '00
Rachel Johnson	1999
Teddi Johnson	1986, '87, '88, '89
Bridgette Jones	1986
Dana Jones	1988, '98, '90, '91
Myiesha Jones	2001

**K**

Jessica Kellogg	2001, '02, '03, '04, '05
Barbara Kelly	1976, '77
Monica Kerns	1991
Liz Keough	1977
Jan Khamashta	1978
Bernadette Knight	1993, '94
Elaina Knight	1996
<b>Andrea Kohlhaas 2016, '17</b>	

**L**

<b>Myzhanique Ladd 2015, '16, '17</b>	
Roberta Lawson	1984, '85
Elana Layton	1978
Mary Beth Ledesma	1984, '85, '87, '88
Cathy Lee	1977
Lisa Little	1993



Patti Lindh 1976

**M**

Tenecia Macon 2003  
 Debbie Malchow 1975  
 Christine Martin 2008  
 Karen Mason 1978, '79, '80, '81  
 Jane Masunagu 1975, '76  
 Kalie Matthews 2016  
 Patti McBride 1975, '76  
 Dominica McCord 1993, '94, '95  
 Renee McFarland 1997  
 Aisha McGee 1999  
 Ranice McGee 1977  
 Erica McGlaston 2004, '05  
 Cindy McGovern 1977  
 Tiffany McKneely 2004  
 Pam McNelis 1988  
 Heather McPherson 1990  
 Julie Meeks 1975  
 Patty Meiner 1988, '89, '90  
 Kim Miller 1996, '97  
 Danielle Mirante 1994, '95  
 Noelle Mitchell 1975, '76  
 Angela Modin 1998, '99  
 Tricia Montgomery 1992, '93  
 Chris Mooring 1977  
 Brittany Morris 2004, '05, '06  
 Sabrina Murphy 2005, '06

**N**

AJ Newton 2011  
 Emily Nichols 2008  
 Linda Nichols 1976  
 Kimberly Noble 2005

**O**

Raylene Ochoa 1976, '77, '78, '79  
 Gayle Olsen 1985  
 Ciara Omar 1999  
 Madeline Orr 1976

**P**

Jodi Page 1989, '90  
 Kylie Page 1996  
 Lori Palmquist 1975  
 Atari Parker 2001, '02  
 Tina Parrott 1987  
 Mary Pasek 1975  
 Sandy Pearsall 1977  
 Joanne Peixoto 1975, '76  
 Pam Pember 1991, '92  
 Monica Pepple 1977  
 Liliana Perez 1988  
 Jan Peterson 1977  
 Sheryl Peterson 1975

Sara Plavljanin 2011, '12  
 Robin Poppoff 1975  
 Brittany Powell 2007, '08  
 Nikki Prescott 2002, '03  
 Mandy Purnell 1978

**R**

Peggy Rambeau 1988  
 Diana Ramirez 1976  
 Regina Ramirez 1980  
 Desiree Ramos 2016, '17  
 Maya Rawls 1993, '94, '95  
 Autumn Reede 1999  
 Gayle Rennek 1976  
 Theresa Ribera 1975  
 Shaunna Ridge 2009  
 Heather Ridnour 1998  
 Kerry Rosenberg 1975

**S**

Sandi Satre 1979, '80, '81  
 Sonya Satre 1978  
 Rozlan Saunders 1980  
 Katie Schneider 2001, '02  
 Carol Scott 1975  
 Gretchen Seeley 1993, '94  
 Lindsay Shank 1975  
 Chasity Shavers 2009  
 Kim Sheehy 2003  
 Emily Schill 2013, '14, '15  
 Christina Shoaf 2006  
 Maria Silverio 1991  
 Kim Skaggs 1989, '90, '91, '92  
 Renee Simmons 1978  
 LaTanya Simmons 1983, '84  
 Amy Smith 1994  
 Ayana Smith 1995, '96, '98, '99  
 Chaunita Smith 2002, '03  
 Danada Smith 2001  
 Japora Smith 1985  
 Jasmine Smith 2014, '15, '16, '17  
 Juliana Smith 2000  
 Karen Smith 1989, '90, '91, '92  
 LaVerne Smith 1984  
 MiaTonya Smith 2001, '02  
 Chris Snyder 1989, '91  
 Leoni Solia 2011  
 Jan Spalding 1976, '77, '78  
 Sasha Spalding 1996, '97, '98, '99, '00  
 Natalie St. Mary 1982, '83  
 Vickie Stanbridge 1975  
 Kari Steele 1994, '95, '96, '97  
 Ellie Stevens 2015, '16  
 Joyce Stewart 1986, '87, '88  
 Shari Stoullil 1984  
 Dana Stout 1975

Bernadette Sufflé 2000  
 Sayja Sumler 2008, '09, '10, '11  
 Teri (Palmer) Swarbrick 1977, '80

**T**

Jayzyl Tauala 2013, '14  
 Tatiana Taylor 2001, '02, '03, '04  
 Teoma Taylor 2001, '02, '03, '04  
 Chereese Thomas 2013, '14, '15  
 Johnnie Thomas 1987, '88  
**Anna Thomasdotter 2017**  
 Robin Thompson 1981, '82, '83, '84  
 Wanda Thompson 1978, '79, '80, '81  
 Tamara Tigue 1987, '89, '90  
 Pam Trombatore 1976  
 Chenne Tuimoloau 2004  
 Cathy Turner 1979  
 Joi Turner 1994, '95, '96, '97  
 Sharon Turner 1982, '83, '84, '86

**U**

Anetero Uiagalelei 2005, '06

**V**

Angela Vadnais 1986  
 Emily Vann 2015, '16  
 Chela Vasquez 1976

**W**

Karen Ward 1981, '82  
 Sue Webb 1977  
 Rachol West 2014, '15, '16, '17  
 Tiffany Wells 2003  
 Natalie White 2006, '07, '08, '09  
 Cricket Williams 2001, '02, '03, '04  
 Elisha Williams 1997, '98  
 Francine Williams 1993  
 Kalia Williams 2006, '07  
 Marissa Williams 2011, '12  
 Taja Winston 1985, '86  
 Courtney Wittstruck 1998  
 Rebecca Woodberry 2014, '15  
 Nanea Woods 2011  
 Shannon Wooten 1994  
 Megan Wrinkle 1991

**Y**

Debbie Yanaguhara 1975, '76  
 Sherry Yudt 1990, '91, '92, '93

**Z**


Yvonne Zandi 1996, '97

**BOLD** indicates members of the 2017-18 roster.

YEAR	W/L	PCT.	CONF./FINISH	PCT	HEAD COACH
1974-75	3-5	.375			Carolyn Lewis
1975-76	5-10	.333			Carolyn Lewis
1976-77	10-10	.500	4-7/4th	.364	Sharon Chatman
1977-78	17-10	.630	12-0/1st	1.000	Sharon Chatman
1978-79	24-4	.857	12-0/1st	1.000	Sharon Chatman
1979-80	22-9	.710	9-3/2nd	.750	Sharon Chatman
1980-81	14-13	.519	8-4/2nd	.667	Sharon Chatman
1981-82	15-12	.556	7-5/3rd	.583	Sharon Chatman
1982-83	17-9	.624	8-6/5th	.571	Sharon Chatman
1983-84	9-17	.346	5-9/6th	.357	Sharon Chatman
1984-85	9-17	.346	3-9/7th	.250	Sharon Chatman
1985-86	6-20	.231	1-11/7th	.083	Sharon Chatman
1986-87	3-23	.115	1-17/9th	.056	Tina Krah
1987-88	1-26	.037	0-18/10th	.000	Tina Krah
1988-89	4-23	.148	1-17/10th	.056	Tina Krah
1989-90	5-24	.172	2-16/9th	.111	Tina Krah
1990-91	2-25	.074	0-18/10th	.000	Tina Krah
1991-92	2-25	.074	1-17/10th	.056	Tina Krah
1992-93	5-21	.192	4-14/T8th	.222	Karen Smith
1993-94	14-13	.519	9-9/T6th	.500	Karen Smith
1994-95	4-24	.142	2-16/10th	.111	Karen Smith
1995-96	8-19	.308	3-15/T9th	.167	Karen Smith
1996-97	10-18	.357	5-11/6th	.313	Karen Smith
1997-98	6-21	.222	2-12/8th	.143	Karen Smith
1998-99	2-25	.074	0-14/8th	.000	Karen Smith
1999-00	3-24	.111	1-13/8th	.071	Janice Richard
2000-01	13-16	.448	4-12/9th	.250	Janice Richard
2001-02	17-11	.607	12-6/4th	.750	Janice Richard
2002-03	13-15	.464	9-9/6th	.500	Janice Richard
2003-04	16-13	.552	7-11/T6th	.389	Janice Richard
2004-05	18-12	.600	10-8/T4th	.556	Janice Richard
2005-06	13-15	.464	8-8/T4th	.500	Janice Richard
2006-07	5-27	.156	4-12/T8th	.333	#Greg Lockridge
2006-07					^Derrick Allen
2007-08	3-28	.097	1-15/9th	.063	Pam DeCosta
2008-09	2-28	.067	1-15/9th	.063	Pam DeCosta
2009-10	6-23	.207	2-14/9th	.125	Pam DeCosta
2010-11	2-27	.069	2-14/9th	.125	Pam DeCosta
2011-12	11-19	.367	6-8/T4th	.429	Tim La Kose
2012-13	11-19	.367	8-10/6th	.444	Tim La Kose
2013-14	11-19	.367	5-13/10th	.278	Jamie Craighead
2014-15	15-17	.469	7-11/8th	.389	Jamie Craighead
2015-16	13-17	.433	11-7/4th	.611	Jamie Craighead
2016-17	11-21	.344	7-11/8th	.389	Jamie Craighead
<b>42 Years</b>	<b>400-774</b>	<b>.341</b>	<b>204-445</b>	<b>.314</b>	

# - Greg Lockridge was an interim coach (0-6) during part of the 2006-07 season

^ - Derrick Allen was an interim coach (5-21) during part of the 2006-07 season



*Sharon Chatman, who coached the Spartans from 1997 through the 1986 season, is the only coach in program history with a winning record. In 10 seasons she posted a 143-121 record (.542).*

*Chatman led the Spartans to four consecutive postseason births in the Association for Intercollegiate Athletics for Women (AIAW) Championship Tournament, the precursor to the NCAA Championship Tournament.*

*Chatman was inducted into the San José State Sports Hall of Fame on October 1, 2004.*

	Yrs.	Seasons	Wins	Losses	Pct.
Carolyn Lewis	2	1975-76	8	15	.348
Sharon Chatman	10	1977-86	143	121	.542
Tina Krah	6	1987-92	17	146	.104
Karen Smith	7	1993-99	49	141	.216
Janice Richard	7	1999-06	93	106	.467
Greg Lockridge*		2006-07	0	6	.000
Derrick Allen**	1	2006-07	5	21	.192
Pam DeCosta	4	2008-11	13	106	.109
Tim La Kose	2	2012-13	22	38	.367
Jamie Craighead	4	2014-17	50	74	.403
<b>Totals:</b>	<b>43</b>		<b>400</b>	<b>774</b>	<b>.341</b>

OPPONENT	W	L
<b>Air Force</b>	<b>10</b>	<b>2</b>
Alaska Anchorage	0	1
American	0	1
Arizona	1	2
Arizona State	2	4
Arkansas State	0	1
Army	1	0
Baylor	0	3
Biola	0	1
<b>Boise State</b>	<b>11</b>	<b>19</b>
Bradley	0	1
BYU	2	3
Brown	0	1
California	9	24
Cal Poly Pomona	2	2
Cal Poly	8	6
Cal State Fullerton	9	28
Cal State Hayward	7	1
Cal State Los Angeles	1	0
<b>Cal State Northridge</b>	<b>8</b>	<b>4</b>
Cal State Stanislaus	5	0
Central Michigan	0	1
Chico State	2	4
Cincinnati	1	0
Colgate	1	0
Colorado	0	2
<b>Colorado State</b>	<b>3</b>	<b>14</b>
Columbia	2	0
Cornell	1	1
<b>CSU Bakersfield</b>	<b>0</b>	<b>4</b>
Denver	1	3
Drake	0	1
Duke	0	1
Eastern Illinois	0	2
Eastern Washington	1	0
Evansville	1	1
Fordham	0	1
<b>Fresno State</b>	<b>22</b>	<b>54</b>
George Mason	0	1
Georgia State	1	1
Georgia Tech	0	1
Gonzaga	1	3
Grambling State	1	0
Hartnell	1	0
Harvard	0	2
Hawai'i	17	42
Houston	1	1
Humboldt State	1	0
Idaho	10	18
Idaho State	1	1
Iowa	0	1
Jackson State	1	0
Kansas	0	3

OPPONENT	W	L
Kansas City	1	0
Lamar	0	1
Long Beach State	1	29
Long Island	1	0
Louisiana Tech	1	23
Loyola-Chicago	1	0
Loyola Marymount	1	2
Marist	1	0
Memphis State	1	0
Miami, Ohio	0	1
Middle Tennessee State	0	1
Mississippi	0	1
Mississippi State	0	2
Montana	1	0
Montana State	2	1
Montclair State	0	1
Morgan State	0	1
Mount Saint Mary's	0	1
Navy	0	1
<b>Nebraska</b>	<b>0</b>	<b>1</b>
<b>Nevada</b>	<b>28</b>	<b>21</b>
<b>New Mexico</b>	<b>1</b>	<b>8</b>
New Mexico State	5	28
New Orleans	0	1
North Dakota State	1	1
Northern Arizona	2	4
Northern Colorado	0	2
Northeastern Illinois	1	0
Northern Illinois	0	1
Northwestern State La.	0	1
Ole Miss	0	1
Oregon	2	11
<b>Oregon State</b>	<b>3</b>	<b>7</b>
Pacific	13	34
Pepperdine	0	2
Portland	0	1
<b>Portland State</b>	<b>1</b>	<b>4</b>
Rice	2	14
Rutgers	0	1
Sacramento State	15	12
Saint Mary's	2	10
San Diego	2	6
<b>San Diego State</b>	<b>8</b>	<b>20</b>
<b>San Francisco</b>	<b>22</b>	<b>20</b>
San Francisco State	8	3
<b>Santa Clara</b>	<b>23</b>	<b>24</b>
Seattle	1	2
Sonoma State	2	0
South Dakota	0	2
South Dakota State	1	1
Southern California	2	5
Southern Illinois	0	1
Southern Methodist	3	14

OPPONENT	W	L
<b>Southern Oregon</b>	<b>2</b>	<b>0</b>
Southern Utah	4	2
Southwest Missouri St.	0	1
Stanford	13	10
Stephen F. Austin	0	1
Stony Brook	0	1
Tennessee	0	1
Tennessee-Martin	1	0
Texas	0	2
TCU	1	6
Texas-El Paso	7	9
Texas State	1	1
Towson State	0	1
Tulsa	9	9
UC Davis	6	8
UC Irvine	12	16
UC Riverside	0	2
UC Santa Barbara	7	19
<b>UCLA</b>	<b>0</b>	<b>5</b>
<b>UNLV</b>	<b>6</b>	<b>30</b>
US International	0	1
UT Arlington	2	0
Utah	2	5
<b>Utah State</b>	<b>9</b>	<b>16</b>
Utah Valley	2	0
UTSA	0	2
Valparaiso	0	1
Vermont	0	1
Washington	0	7
Washington State	3	6
Wayland Baptist	0	1
Weber State	3	4
Wisconsin	0	1
Wisconsin-Milwaukee	0	1
<b>Wyoming</b>	<b>3</b>	<b>7</b>
Yale	2	0
<b>TOTALS</b>	<b>400</b>	<b>774</b>

2017-18 opponents in **BOLD**

**Air Force (10-2)**

1996-97	A	W	78-62
	H	W	85-52
1998-99	A	L	83-46
2011-12	H	W	68-53
2013-14	H	W	79-70
	A	W	84-71
2014-15	H	W	91-64
	A	L	83-80
2015-16	H	W	81-60
	A	W	72-49
2016-17	H	W	86-74
	A	W	83-67

**Alaska Anchorage (0-1)**

2010-11	A	L	48-35
---------	---	---	-------

**American University (0-1)**

2011-12	N	L	49-46
---------	---	---	-------

**Arizona (1-2)**

1978-79	H	W	99-44
1985-86	H	L	81-64
1996-97	A	L	90-55

**Arizona State (2-4)**

1978-79	H	W	84-55
1981-82	A	L	71-58
1982-83	N	L	59-58
1996-97	H	W	62-57
1998-99	A	L	83-46
2016-17	A	L	82-37

**Arkansas State (0-1)**

2006-07	N	L	90-71
---------	---	---	-------

**Army (1-0)**

1985-86	N	W	79-58
---------	---	---	-------

**Baylor (0-3)**

1997-98	H	L	75-61
2002-03	N	L	78-46
2013-14	A	L	113-73


**Biola (0-1)**

1977-78	H	L	64-60
---------	---	---	-------

**Boise State (11-19)**

1994-95	N	L	57-53
2001-02	A	W	85-74, OT
	H	W	64-53
2002-03	H	W	69-64
	A	W	73-61
2003-04	A	W	76-70

	H	W	58-48
2004-05	H	W	64-47
	A	L	67-54
2005-06	H	W	63-57
	A	W	69-64
2006-07	A	L	82-59
	H	W	68-60
	N	L	81-64
2007-08	H	L	78-51
	A	L	74-65
2008-09	A	L	58-53



*Dana Foster (1983-86) ranks second on the San José State single-season assists list (196). In addition, Foster is third on the program's career assists list (589).*

	H	L	56-45
2009-10	A	L	75-53
	H	L	80-62
2010-11	A	L	83-51
	H	L	83-68
2013-14	H	L	90-69
2014-15	H	W	88-78
	A	L	91-76
	N	L	76-67
2015-16	H	L	78-75
	A	L	81-69
2016-17	A	L	86-64
	H	L	69-61

**Bradley (0-1)**

2006-07	N	L	72-59
---------	---	---	-------

**Brigham Young (2-3)**

1978-79	N	L	85-78
1979-80	N	W	92-86
1980-81	H	W	70-67
1998-99	H	L	81-38
	A	L	74-48

**Brown (0-1)**

2011-12	H	L	61-47
---------	---	---	-------

**California (9-24)**

1975-76	H	W	62-54
	A	L	50-47
1977-78	N	W	66-65
	A	W	45-37
	H	W	76-65
1978-79	H	W	77-51
	A	W	80-51
1979-80	A	L	78-69
	H	W	77-70
1980-81	H	L	78-63
	A	L	83-66
1981-82	A	L	75-64
	H	W	65-56
1982-83	A	L	73-58
	H	L	82-73
1983-84	H	L	95-68
1983-84	A	L	92-81
1984-85	A	L	90-81
	H	L	97-81
1985-86	A	L	64-53
	H	L	77-63
1986-87	H	L	92-58
1987-88	A	L	84-65
1988-89	H	L	67-62
1989-90	A	L	77-49
1991-92	A	L	77-64
1994-95	A	L	95-57
2000-01	H	L	66-64
2003-04	A	L	90-67
2005-06	H	L	78-57
2008-09	H	L	76-40
2009-10	A	W	68-66
2014-15	A	L	110-87

**Cal Poly Pomona (2-2)**

1976-77		L	81-60
1977-78	A	L	65-51
1979-80	N	W	95-60
1981-82	A	W	74-73, OT

**Cal Poly (8-6)**

1978-79	H	W	96-31
1980-81	H	W	82-73
1981-82	A	W	82-56
1982-83	A	W	74-55
1985-86	H	L	67-63
1995-96	H	W	85-61
1996-97	A	W	72-57
1997-98	H	W	73-64
1998-99	H	W	71-61
1999-00	A	L	76-64
2006-07	A	L	71-59
2007-08	H	L	74-70
2010-11	H	L	73-64
2011-12	A	L	71-55

**Cal State Fullerton (9-28)**

1977-78	H	L	89-83
1978-79	N	W	62-56
1980-81	N	W	93-87
1982-83	N	W	63-59
1984-85	N	L	76-55
1986-87	H	L	92-54
	A	L	88-59
1987-88	H	L	68-52
	A	L	74-56
1988-89	A	L	78-51
	H	L	75-56
1989-90	H	L	61-48
	A	L	63-54
1990-91	A	L	95-46
	H	L	72-52
1991-92	H	L	83-76
	A	L	87-75
1992-93	H	L	76-75
	A	L	88-60
	H	W	85-68
1993-94	H	W	75-66
	A	W	89-71
1994-95	H	L	84-79
	A	L	70-57
	N	L	91-73
1995-96	A	W	68-66
	H	L	84-55
1998-99	H	L	65-51
1999-00	A	L	86-77
2000-01	H	W	86-61
2001-02	A	W	66-54
2006-07	H	L	69-52
2007-08	A	L	80-68
2009-10	H	L	79-77
2010-11	A	L	76-45
2011-12	H	L	81-65
2012-13	A	L	60-59

**Cal State Hayward (7-1)**

1974-75		L	70-53
1976-77		W	48-46
		W	65-60
1977-78	H	W	75-46
1978-79	H	W	92-37
1984-85	H	W	90-62
1985-86	A	W	71-53
1986-87	H	W	59-53

**Cal State Los Angeles (1-0)**

1978-79	A	W	88-48
---------	---	---	-------

**Cal State Northridge (8-4)**

1993-94	A	W	73-62
1994-95	H	W	90-65
1996-97	H	W	63-59
2002-03	H	W	76-51
2003-04	A	W	71-54
2005-06	A	W	76-62
2006-07	H	L	66-63
2007-08	A	W	59-55
2008-09	A	L	69-63
2009-10	H	L	62-61
2011-12	A	L	85-55
2012-13	H	W	73-63

**Cal State Stanislaus/Stanislaus State (5-0)**

1976-77		W	30-27
		W	79-37
		W	62-48
1991-92	N	W	81-59
2016-17	H	W	90-85

**Central Michigan (0-1)**

1988-89	H	L	70-51
---------	---	---	-------

**Chico State (2-4)**

1974-75		L	82-54
1975-76	H	L	63-35
1976-77		L	53-50
		L	60-40
1978-79	N	W	67-29
1981-82	H	W	85-56

**Cincinnati (1-0)**

2014-15	N	W	79-54
---------	---	---	-------

**Colgate (1-0)**

1998-99	N	W	51-35
---------	---	---	-------

**Colorado (0-2)**

2009-10	A	L	86-50
2014-15	A	L	97-89 (OT)

**Colorado State (3-14)**

1983-84	A	L	68-55
1996-97	H	L	88-62
	A	L	80-55
1997-98	H	L	70-56
	A	L	108-56
2005-06	H	W	78-66
2006-07	A	L	76-57
2013-14	A	L	101-60
	H	W	65-64
2014-15	A	L	77-59
	H	L	85-76
	N	W	64-55
2015-16	A	L	76-54
	H	L	80-78
2016-17	A	L	70-67 (OT)
	H	L	68-56
	N	L	65-60

**Columbia (2-0)**

1990-91	H	W	70-64
2014-15	H	W	119-76

**Cornell (1-1)**

1993-94	H	W	65-48
1998-99	H	L	75-54

**CSU Bakersfield (0-4)**

2007-08	A	L	89-66
2008-09	H	L	78-59
2009-10	A	L	86-64
2015-16	A	L	90-88 (OT)

**Denver (1-3)**

2009-10	H	L	66-61
2010-11	A	L	64-27
2012-13	H	W	68-67
	A	L	83-68

**Drake (0-1)**

1991-92	H	L	77-67
---------	---	---	-------

**Duke (0-1)**

1987-88	H	L	86-47
---------	---	---	-------

**Eastern Illinois (0-2)**

2011-12	H	L	93-71
2012-13	A	L	88-67

**Eastern Washington (1-0)**

1979-80	H	W	63-53
---------	---	---	-------

**Evansville (1-1)**

2012-13	A	L	74-65
2013-14	H	W	90-84

**Fordham (0-1)**

2009-10	N	L	71-64
---------	---	---	-------

**Fresno State (22-54)**

1974-75	N	L	90-40
1975-76	N	L	67-37
1977-78	H	W	69-55
	A	W	56-51
1978-79	A	W	66-53
	H	W	90-54
1979-80	H	W	84-69
	A	W	73-52
1980-81	A	W	75-55
	H	W	74-44
1981-82	A	W	62-52
	H	L	53-48
1982-83	A	W	55-54
	H	W	80-73
1983-84	H	L	52-46
	A	L	91-87
1984-85	A	L	73-63
	H	L	83-56
1985-86	H	L	92-50
	A	L	81-65
1986-87	A	L	107-68
	H	L	97-60
1987-88	H	L	63-43
	A	L	91-55
1988-89	H	L	80-49
	A	L	86-56
1989-90	H	L	72-57
	A	L	94-66
1990-91	A	L	98-67
	H	L	75-60
1991-92	A	L	74-66
	H	L	72-65
1993-94	H	W	70-64
1995-96	A	L	74-66
1996-97	H	L	64-62
	A	W	65-58
1997-98	A	L	81-66
	H	L	67-51
1998-99	A	L	76-48
	H	L	60-54
1999-00	A	L	84-66
	H	L	71-65
2000-01	A	L	83-62
	H	W	73-59
2001-02	H	W	77-62
	A	W	65-48



*On December 10, 1993, Hulett Brooks (1990, 92-24) set the Spartans single-game scoring record when she poured in 41 points against Sacramento State.*

*She ranks fifth on the San José State all-time scoring (1,373 points) and fifth on the field goals (554) lists. In addition, she is sixth in field goal attempts (1,383), eighth in rebounds (647), eighth in free throws (245) on the program's career lists.*

2002-03	H	W	66-53	2009-10	H	L	68-31
	A	L	96-80		A	L	83-47
	N	L	63-57	2010-11	A	L	65-33
2003-04	A	L	81-39		H	L	73-47
	H	L	72-60	2011-12	A	L	76-49
2004-05	H	L	79-63		H	W	62-61
	A	L	73-64	2013-14	H	W	68-66
2005-06	H	L	63-41		A	L	107-80
	A	L	77-60	2014-15	A	L	58-46
2006-07	A	L	61-36		H	W	56-51
	H	L	70-63	2015-16	H	L	59-54
2007-08	A	L	81-63		A	W	66-64
	H	L	83-65	2016-17	A	L	88-74
	N	L	87-76		H	W	77-68 (OT)
2008-09	A	L	73-44				
	H	L	76-47				

Coaching Staff

The Spartans

2016-17 Review

Record Book

**George Mason (0-1)**

1986-87	H	L	67-60
---------	---	---	-------

**Georgia State (1-1)**

1994-95	N	L	70-41
2013-14	H	W	95-81

**Georgia Tech (0-1)**

1996-97	H	L	68-53
---------	---	---	-------

**Gonzaga (1-3)**

1999-00	H	L	82-65
2002-03	A	L	65-54
2005-06	H	W	69-61
	A	L	68-53

**Grambling State (1-0)**

2004-05	N	W	63-56
---------	---	---	-------

**Hartnell (1-0)**

1974-75		W	59-38
---------	--	---	-------

**Harvard (0-2)**

2004-05	H	L	75-61
2006-07	N	L	83-62

**Hawai'i (17-42)**

1977-78	H	W	88-31
1979-80	H	W	96-53
1981-82	H	W	86-63
1985-86	H	L	94-65
1986-87	H	L	68-45
	H	L	79-58
1987-88	A	L	90-55
	A	L	73-43
1988-89	H	L	77-66
	H	L	78-58
1989-90	A	L	86-50
	A	L	94-62
1990-91	H	L	67-55
	H	L	71-45
1991-92	A	L	99-80
	A	L	76-63
1992-93	H	L	79-66
	H	L	91-54
1993-94	A	L	88-52
	A	L	95-45
1994-95	H	W	59-57
	A	L	72-62
1995-96	A	L	96-52
	H	L	62-39
1996-97	H	L	84-57
	A	L	69-51
1997-98	A	L	86-56

	H	L	80-69
1998-99	A	L	87-44
	H	L	70-43
1999-00	H	L	73-57
	A	L	69-42
2000-01	A	W	74-72
	H	L	91-61
2001-02	A	L	81-67
	H	L	66-57
2002-03	A	L	54-40
	H	W	71-67
2003-04	H	W	73-45
	A	W	62-50
2004-05	H	W	54-49 OT
	A	W	56-54
2005-06	H	L	76-61
	A	L	57-49
2006-07	H	W	57-56
	A	L	64-53
2007-08	H	L	70-54
	A	L	61-47
2008-09	H	W	54-50
	A	L	64-48
	N	L	70-57
2009-10	A	L	63-49
	H	W	68-61
2010-11	H	W	53-43
	A	L	55-53
2011-12	H	W	83-67
	A	W	67-58
2015-16	H	L	76-73
2016-17	A	W	77-61
<b>Houston (1-1)</b>			
1982-83	N	W	71-68
1983-84	H	L	72-48
<b>Humboldt State (1-0)</b>			
1974-75		W	54-51
<b>Idaho (10-18)</b>			
1986-87	H	L	72-60
1992-93	H	L	74-58
1994-95	N	W	75-66, OT
1995-96	A	W	68-65
1997-98	H	W	79-66
1998-99	A	L	74-59
2001-02	H	W	61-44
2002-03	A	L	73-57
2005-06	H	W	61-52
	A	L	80-62
2006-07	H	L	72-64
	A	L	69-66
	N	W	72-66

2007-08	H	W	53-46
	A	L	77-66
	N	W	70-63
2008-09	H	L	66-47
	A	L	64-41
2009-10	H	W	58-53
	A	L	74-59
2010-11	H	W	63-61
	A	L	62-41
2011-12	H	L	67-63
	A	L	70-65
	N	L	67-63
2012-13	A	L	82-65
	H	L	83-66
	N	L	57-55
<b>Idaho State (1-1)</b>			
1984-85	N	W	97-72
1990-91	N	L	54-41
<b>Iowa (0-1)</b>			
1984-85	H	L	67-45
<b>Jackson State (1-0)</b>			
1985-86	N	W	75-72
<b>Kansas (0-3)</b>			
1980-81	H	L	81-72
2007-08	H	L	59-52
2008-09	A	L	93-49
<b>Kansas City (1-0)</b>			
2013-14	H	W	81-76
<b>Lamar (0-1)</b>			
1999-00	H	L	75-58
<b>Long Beach State (1-29)</b>			
1977-78	H	L	70-57
1978-79	A	L	90-69
1979-80	A	L	79-69
1980-81	A	L	79-56
1981-82	H	L	75-54
1982-83	A	L	89-63
1983-84	H	L	87-45
1984-85	A	L	99-76
1986-87	A	L	120-53
	H	L	149-69
1987-88	A	L	96-33
	H	L	82-51
1988-89	H	L	113-72
	A	L	111-59
1989-90	A	L	93-53
	H	L	93-71

Coaching Staff

The Spartans

2016-17 Review

Record Book

1990-91	H	L	110-56
	A	L	73-53
1991-92	A	L	91-65
	H	L	83-51
1992-93	H	L	59-58
	A	L	87-73
1993-94	H	W	73-71
	A	L	82-66
1994-95	A	L	70-58
	H	L	64-59
1995-96	H	L	91-81
	A	L	89-87, OT
2007-08	H	L	64-60
2008-09	A	L	83-59

**Long Island (1-0)**

2000-01	H	W	90-87
---------	---	---	-------

**Louisiana Tech (1-23)**

2001-02	H	L	79-49
	A	L	87-47
2002-03	A	L	83-38
	H	L	66-59
2003-04	H	L	84-71
	A	L	82-51
2004-05	A	L	66-52
	H	L	80-51
2005-06	A	L	74-51
	H	L	78-48
2006-07	H	L	65-52
	A	L	71-61
2007-08	A	L	70-54
	H	L	78-64
2008-09	A	L	70-53
	H	L	87-69
2009-10	H	L	92-48
	A	L	81-66
2010-11	H	L	69-34
	A	L	62-53
2011-12	H	L	70-64
	A	L	73-68
2012-13	A	L	94-80
	H	W	60-58

**Loyola-Chicago (1-0)**

2002-03	H	W	85-66
---------	---	---	-------

**Loyola Marymount (1-2)**

1993-94	A	W	73-68
2008-09	A	L	81-66
2009-10	H	L	66-47

**Marist (1-0)**

2003-04	N	W	59-49
---------	---	---	-------

**Memphis State (1-0)**

1979-80	N	W	71-61
---------	---	---	-------

**Miami, Ohio (0-1)**

1989-90	H	L	76-52
---------	---	---	-------



On January 12, 2013, Emily Schill set San José State's freshman single-game scoring record when she poured in 36 points against Utah State. She pulled down 18 rebounds in the game as the Spartans scored 103 points.

**Middle Tennessee State (0-1)**

1991-92	N	L	88-54
---------	---	---	-------

**Mississippi (0-2)**

1999-00	N	L	77-43
2009-10	N	L	78-33

**Mississippi State (0-2)**

2004-05	A	L	54-43
2016-17	N	L	88-51

**Montana (1-0)**

1985-86	H	W	67-60
---------	---	---	-------

**Montana State (2-1)**

1983-84	H	L	71-69
1995-96	H	W	77-75
2000-01	H	W	53-50

**Montclair State (0-1)**

1980-81	H	L	63-59
---------	---	---	-------

**Morgan State (0-1)**

1998-99	N	L	46-39
---------	---	---	-------

**Mount Saint Mary's (0-1)**

2010-11	H	L	72-69
---------	---	---	-------

**Navy (0-1)**

1998-99	N	L	76-48
---------	---	---	-------

**Nebraska (0-1)**

2016-17	A	L	83-61
---------	---	---	-------

**Nevada (28-23)**

1975-76	A	L	55-47
	A	W	
1977-78	H	W	64-54
1978-79	H	W	93-50
1979-80	N	W	95-38
1983-84	H	W	90-86
1987-88	A	L	72-54
1992-93	H	W	55-49
	A	L	76-63
1993-94	H	W	79-43
	A	W	78-51
1994-95	H	W	59-54
	A	L	74-73
1995-96	A	L	68-58
	H	L	81-62
1996-97	H	W	79-54
1997-98	A	L	59-52
1999-00	H	L	65-58
2000-01	A	L	86-57
	H	W	78-75
2001-02	H	W	78-60
	A	W	71-52
2002-03	H	W	63-60
	A	W	77-52
2003-04	A	W	70-63
	H	W	81-78, 2OT
	N	W	68-60
2004-05	H	W	76-63
	A	W	65-49
2005-06	A	W	64-56
	H	W	53-48
	N	L	76-61
2006-07	A	L	74-47
	H	L	70-52
2007-08	A	L	72-51
	H	L	78-62
2008-09	H	L	66-52
	A	L	61-50



2009-10	H	L	64-56
	A	L	72-48
2010-11	H	L	66-47
	A	L	65-36
2011-12	A	W	86-79
	H	W	70-63
2013-14	A	L	101-74
	H	L	99-95
2014-15	A	W	80-77 (OT)
	H	W	81-72
2015-16	A	W	76-63
2016-17	H	W	107-84
	A	L	108-85

**New Mexico (1-8)**

1998-99	A	L	66-43
	H	L	58-49
2013-14	A	L	80-68
	N	L	76-73
2014-15	H	L	64-62
2015-16	A	L	71-57
	H	W	59-58
	N	L	65-51
2016-17	H	L	82-72

**New Mexico State (5-28)**

1990-91	H	L	95-66
	A	L	104-63
1991-92	A	L	94-74
	H	L	102-81
1992-93	H	L	71-56
	A	L	80-72
1993-94	A	L	91-68
	H	L	91-84, 20T
	N	L	85-57
1994-95	A	L	81-40
	H	L	66-61
1995-96	H	L	58-49
	A	L	86-54
2003-04	H	W	69-41
2004-05	A	W	54-43
2005-06	A	L	50-47
	H	W	58-35
2006-07	H	L	59-48
	A	L	79-53
2007-08	A	L	71-60
	H	L	81-65
2008-09	A	L	68-51
	H	L	64-50
2009-10	H	L	68-48
	A	L	62-35
2010-11	H	L	52-46
	A	L	54-29
2011-12	H	W	67-62

	A	L	56-55
2012-13	H	W	51-50
	A	L	90-70
2015-16	H	L	77-66
2016-17	A	L	66-55

**New Orleans (0-1)**

1985-86	N	L	69-50
---------	---	---	-------

**North Dakota State (1-1)**

2005-06	H	W	84-78
2006-07	A	L	69-61

**Northern Arizona (2-4)**

1992-93	N	W	62-50
1996-97	H	L	64-56
1998-99	N	L	59-43
1999-00	A	L	65-52
2010-11	A	L	67-53
2011-12	H	W	74-64

**Northern Colorado (0-2)**

2007-08	H	L	69-46
2008-09	A	L	101-63

**Northeastern Illinois (1-0)**

1990-91	H	W	71-69
---------	---	---	-------

**Northern Illinois (0-1)**

2002-03	N	L	78-72
---------	---	---	-------

**Northwestern State La. (0-1)**

1992-93	H	L	84-62
---------	---	---	-------

**Oregon (2-11)**

1974-75		W	62-47
1979-80	A	L	93-77
1980-81	N	L	81-61
1982-83	H	L	66-64
1983-84	N	L	75-65
	A	L	66-58
1984-85	H	W	68-62
1985-86	A	L	77-640
	H	L	81-59
2007-08	A	L	67-32
2008-09	H	L	69-68
2015-16	A	L	104-74
2016-17	N	L	91-62

**Oregon State (3-7)**

1979-80	A	L	74-72
1981-82	H	L	80-79, 20T
1982-83	H	W	69-56
1983-84	A	L	89-71

1984-85	H	L	83-52
1985-86	A	L	80-53
	H	W	88-78
1989-90	N	L	72-62
1994-95	N	L	80-54
2002-03	H	W	59-47

**Pacific (13-34)**

1977-78	A	W	67-42
	H	W	68-33
1978-79	H	W	80-33
	A	W	77-51
1979-80	A	W	91-37
	H	W	69-65
1980-81	A	L	59-51
	H	L	85-71
1981-82	H	W	89-57
	A	L	72-61
1982-83	H	L	70-68
	A	L	78-74
1983-84	A	W	79-68
	H	L	73-70
1984-85	H	W	83-74
1985-86	A	L	71-70
1986-87	H	L	70-55
	A	L	68-57
1987-88	A	L	49-46
	H	L	65-55
1988-89	H	L	59-54
	A	L	67-60
1989-90	H	L	71-58
	A	L	70-53
1990-91	H	L	73-49
	A	L	72-54
1991-92	H	L	65-60
	A	L	78-46
1992-93	A	L	57-45
	H	L	69-51
1993-94	A	L	72-70
	H	W	74-63
1994-95	H	L	64-51
	A	L	58-57
1995-96	A	L	79-70
	H	L	78-64
1996-97	H	W	63-60
1997-98	A	L	70-59
1998-99	H	L	75-38
1999-00	A	L	77-50
2001-02	H	W	78-75
2006-07	A	W	65-56
2007-08	H	L	75-74 OT
2010-11	A	L	70-57
2012-13	H	L	74-60
2015-16	A	L	81-69
2016-17	H	L	99-96 (OT)

**Pepperdine (0-2)**

2008-09	A	L	75-46
2009-10	H	L	83-66

**Portland (0-1)**

1989-90	A	L	78-69
---------	---	---	-------

**Portland State (1-4)**

1980-81	A	L	80-78
1989-90	A	L	76-64
1990-91	H	L	80-71
2004-05	A	W	69-60
2005-06	H	L	68-62

**Rice (2-14)**

1997-98	A	L	87-59
	H	L	70-57
1999-00	H	L	86-62
	A	L	83-37
2000-01	H	L	77-67
	A	L	69-56
2001-02	A	L	78-68
	H	W	67-64
2002-03	A	L	61-58
	H	L	71-63
2003-04	H	L	74-60
	A	L	64-44
	N	L	67-54
2004-05	A	W	63-52
	H	L	77-64
	N	L	76-68

**Rutgers (0-1)**

2005-06	N	L	76-64
---------	---	---	-------

**Sacramento State (15-12)**

1975-76	H	L	96-54
	A	L	72-36
1976-77		L	63-57
		L	61-56
1977-78	H	W	68-28
1978-79	H	W	87-48
1985-86	N	L	79-69
1986-87	A	W	61-58
1987-88	H	W	65-61
1991-92	A	L	60-51
1992-93	H	L	74-56
1993-94	A	L	111-100, OT
1995-96	N	W	85-68
	H	W	77-71
1996-97	A	L	71-55
1997-98	H	W	76-68
1998-99	N	L	76-63
1999-00	A	W	62-60

2000-01	H	W	71-59
2001-02	A	W	82-57
2003-04	A	W	70-39
2004-05	H	W	59-46
2007-08	A	L	60-57
2008-09	H	W	49-48
2009-10	A	W	84-81, OT
2013-14	A	L	103-99
2014-15	H	W	102-94

**Saint Mary's (2-10)**

1984-85	H	W	83-80
1985-86	A	W	70-67
1988-89	H	L	91-65
1989-90	A	L	94-70
1990-91	H	L	79-46
1991-92	A	L	63-56
1992-93	H	L	60-55
1993-94	A	L	79-62
2000-01	A	L	81-68
2001-02	H	L	93-73
2015-16	A	L	91-81
2016-17	H	L	85-64

**San Diego (2-6)**

1981-82	A	W	60-39
1982-83	H	W	98-55
1990-91	N	L	90-66
1997-98	A	L	81-64
1999-00	H	L	60-51
2001-02	A	L	73-63
2012-13	A	L	91-52
2013-14	H	L	88-60

**San Diego State (8-20)**

1977-78	N	L	89-85
1979-80	N	W	56-45
1984-85	A	L	97-67
1986-87	H	L	64-60
	A	L	97-56
1987-88	H	L	95-59
	A	L	96-54
1988-89	A	L	77-64
	H	L	84-52
1989-90	H	L	84-74
	A	L	66-42
	N	W	81-59
1996-97	H	L	82-37
	A	L	92-47
1997-98	A	L	68-55
	H	L	77-49
1998-99	A	L	89-59
	H	L	78-46
2000-01	H	W	59-54

2001-02	A	W	65-62
2013-14	A	L	88-65
	H	L	77-63
2014-15	A	L	71-61
2015-16	H	W	78-73
	A	L	87-70
2016-17	H	W	81-80 (OT)
	A	W	99-90
	N	W	76-58

**San Francisco (22-20)**

1974-75		L	56-48
1977-78	H	W	75-55
	A	W	84-51
1978-79	A	W	85-68
	A	W	74-44
	H	W	50-41
1979-80	N	W	59-58
	A	L	61-57
	H	W	70-59
1980-81	H	W	53-51
	A	W	75-53
1981-82	H	W	62-49
	A	W	48-40
1982-83	A	W	81-66
	H	W	66-65
1983-84	H	W	73-49
	A	L	82-68
1984-85	H	W	84-58
	A	L	78-67
1986-87	A	L	76-48
1987-88	H	L	59-57
1988-89	A	W	61-47
	H	W	66-49
1990-91	A	L	78-54
	H	L	69-64
1991-92	H	L	74-63
1992-93	A	L	57-41
1993-94	H	W	62-49
1994-95	A	L	88-59
1995-96	H	L	80-49
2003-04	H	W	66-53
2004-05	A	W	48-47
2006-07	H	L	53-48, OT
2007-08	A	L	74-51
2009-10	H	W	63-51
2010-11	A	L	71-59
2011-12	H	L	88-77
2012-13	A	L	92-64
2013-14	H	W	98-79
2014-15	A	L	77-62
2015-16	H	L	82-78
2016-17	A	L	79-71

**San Francisco State (8-3)**

1976-77	W	75-21
	L	71-53
	L	69-57
1978-79	H	59-43
1979-80	A	66-52
1980-81	N	103-69
	H	69-65
1983-84	A	86-81
1984-85	H	96-69
2012-13	H	70-51
2013-14	H	100-78

**Santa Clara (23-24)**

1975-76	A	W	39-28
1976-77		W	73-28
1977-78	A	W	73-49
	H	W	89-26
1978-79	A	W	79-44
	H	W	75-24
1979-80	H	W	70-25
	A	W	79-52
1980-81	A	W	73-61
	H	W	81-58
1981-82	H	W	80-64
	A	L	66-64
1982-83	H	W	60-55
	A	W	66-59
1983-84	A	W	64-61
	H	W	73-72
1984-85	A	L	62-60
	H	W	62-53
1985-86	A	L	60-45
1986-87	H	L	74-49
1987-88	A	L	71-31
1988-89	H	W	66-62, OT
1989-90	H	W	75-55
1990-91	A	L	72-45
1991-92	H	L	80-50
1993-94	N	L	81-54
1994-95	N	L	79-58
1995-96	N	L	77-42
1996-97	N	L	82-62
1997-98	N	L	90-51
1998-99	N	L	78-45
1999-00	N	L	79-51
2000-01	H	L	85-68
2001-02	A	L	73-58
2002-03	H	L	61-54
2003-04	A	W	75-62
2004-05	H	L	75-74
2005-06	A	L	81-70
2006-07	H	L	71-59
2007-08	A	L	78-58

2008-09	H	L	56-39
2009-10	A	W	75-64
2010-11	H	L	44-37
2011-12	A	W	74-53
2012-13	H	L	62-47
2013-14	A	W	97-93
2016-17	H	W	75-64

**Seattle (1-2)**

2008-09	H	L	94-62
2012-13	A	L	72-60
	H	W	74-65

**Sonoma State (2-0)**

1983-84	H	W	84-55
1999-00	H	W	68-62

**South Dakota (0-2)**

2015-16	H	L	87-77
2016-17	A	L	84-69

**South Dakota State (1-1)**

2005-06	H	W	64-51
2006-07	A	L	98-63

**Southern California (2-5)**

1976-77		W	68-49
1977-78	A	L	69-53
1978-79	H	L	99-92
1979-80	H	W	70-61
1980-81	A	L	94-78
	H	L	91-57
1981-82	H	L	88-72

**Southern Illinois (0-1)**

1996-97	N	L	78-55
---------	---	---	-------

**Southern Methodist (3-14)**

1991-92	H	L	60-51
1996-97	N	L	76-52
1997-98	H	L	55-54
	A	L	66-46
1999-00	A	L	80-42
	H	L	71-44
	N	L	99-56
2000-01	H	L	74-57
	A	L	80-71
2001-02	H	W	61-54
	A	L	92-87
2002-03	A	L	86-77
	H	L	61-58
2003-04	H	W	64-59, OT
	A	L	88-61
2004-05	A	L	58-37
	H	W	63-62, OT

**Southern Oregon (2-0)**

2014-15	H	W	110-91
2015-16	H	W	92-78

**Southern Utah (4-2)**

1989-90	N	W	73-68
1992-93	N	L	64-63
2000-01	H	W	75-60
2002-03	A	W	84-68
2011-12	A	W	70-68
2012-13	H	L	93-82

**Southwest Missouri State (0-1)**

1988-89	N	L	75-60
---------	---	---	-------

**Stanford (13-10)**

1974-75	A	L	76-52
1975-76	A	W	68-49
	H	L	83-66
	N	W	57-50
1976-77	A	L	62-56
	H	W	67-46
1977-78	A	W	61-56
	H	W	72-65
1978-79	A	W	76-56
	H	W	79-51
1979-80	N	W	64-59
	H	W	80-61
	A	L	66-59
1980-81	A	W	75-61
	H	W	61-48
1981-82	A	W	74-65
	H	L	85-72
1982-83	H	L	84-66
	A	W	68-66
1983-84	H	L	73-72
1984-85	A	L	75-72
1986-87	A	L	94-43
1987-88	H	L	55-33

**Stephen F. Austin (0-1)**

1995-96	H	L	67-47
---------	---	---	-------

**Stony Brook (0-1)**

2008-09	N	L	56-38
---------	---	---	-------

**Tennessee (0-1)**

1979-80	H	L	81-70
---------	---	---	-------

**Tennessee-Martin (1-0)**

1997-98	H	W	61-60
---------	---	---	-------

**Texas (0-2)**

1980-81	A	L	74-54
1981-82	H	L	69-56

**Texas Christian (1-6)**

1997-98	H	L	90-88, OT
	A	W	91-86
1999-00	A	L	84-42
	H	L	66-51
2000-01	H	L	72-63
	A	L	54-66
	N	L	74-53

**Texas State (1-1)**

2012-13	H	W	98-96
	A	L	100-67

**Towson State (0-1)**

1987-88	H	L	70-60
---------	---	---	-------

**Tulsa (9-9)**

1996-97	H	W	74-67
	A	L	76-68
1997-98	A	L	72-62
	H	W	57-51
1999-00	H	L	71-55
	A	L	66-37
2000-01	A	W	60-54
	H	L	82-80
2001-02	A	W	75-73
	H	W	63-60
	N	L	66-63
2002-03	A	L	89-52
	H	W	88-86, OT
2003-04	H	L	82-66
	A	L	66-56
2004-05	A	W	61-53
	H	W	79-70
	N	W	63-60

**UC Davis (6-8)**

1975-76	N	L	65-56
	H	L	49-45
	A	L	74-54
1976-77		L	65-57
		W	57-54
1977-78	A	L	41-40
1979-80	A	W	98-55
1983-84	N	W	78-49
2000-01	H	W	68-59
2004-05	H	W	70-58
2010-11	H	L	102-62
2011-12	A	L	80-60
2013-14	A	L	95-61
2014-15	H	W	89-75

**UC Irvine (12-16)**

1981-82	A	L	46-42
---------	---	---	-------

1984-85	N	L	58-48
	A	L	88-84, OT
1986-87	A	L	73-49
	H	L	76-61
1987-88	H	L	84-59
	A	L	97-57
1988-89	A	L	63-53
	H	L	55-34
1989-90	H	W	70-51
	A	W	58-52
1990-91	H	L	63-47
	A	L	70-54
1991-92	H	W	78-64
	A	L	72-68
1992-93	A	W	85-75
	H	W	80-62
1993-94	H	W	79-67
	A	W	69-66
1994-95	H	L	64-43
	A	L	71-61
1995-96	A	L	76-69
	H	W	61-57
1997-98	A	L	58-41
2003-04	H	W	68-48
2004-05	A	W	54-52
2014-15	A	W	91-65
2015-16	H	W	79-58

**UC Riverside (0-2)**

2013-14	H	L	105-74
2014-15	A	L	100-80

**UC Santa Barbara (7-19)**

1977-78	N	L	61-60
1981-82	A	W	75-52
1982-83	N	W	81-58
	H	W	70-62
1983-84	N	W	93-57
1984-85	N	W	79-61
1986-87	A	L	71-49
	H	W	72-61
1987-88	H	L	69-54
	A	L	58-56
1988-89	A	L	49-43
	H	W	63-61
1989-90	H	L	72-61
	A	L	55-49
1990-91	H	L	97-62
	A	L	90-69
1991-92	H	L	81-62
	A	L	102-75
1992-93	A	L	77-49
	H	L	88-60
1993-94	H	L	81-68

	A	L	75-68
1994-95	A	L	74-63
	H	L	69-66
1995-96	H	L	85-43
	A	L	76-42

**UCLA (0-5)**

1976-77	H	L	80-42
1977-78	A	L	84-70
1978-79	A	L	71-65
1979-80	H	L	81-66
1980-81	H	L	78-63

**UNLV (6-30)**

1977-78	H	L	86-55
1981-82	A	L	80-71
1983-84	A	L	65-47
1985-86	H	L	74-33
1986-87	H	L	72-42
	A	L	88-41
1987-88	A	L	87-40
	H	L	113-42
1988-89	H	L	79-54
	A	L	91-60
1989-90	A	L	76-46
	H	L	86-59
	N	L	102-67
1990-91	A	L	84-55
	H	L	79-46
1991-92	A	L	95-55
	H	L	72-60
1992-93	H	L	84-69
	A	L	95-52
1993-94	A	L	84-59
	H	W	78-70
1994-95	A	L	75-59
	H	L	86-56
1995-96	H	W	78-66
	A	L	80-73
1996-97	A	L	66-60
	H	W	70-60
2010-11	H	L	80-48
2011-12	A	L	78-41
2013-14	A	L	90-76
	N	L	78-75
2014-15	H	L	72-68 (OT)
	A	W	99-97
2015-16	H	W	61-69
2016-17	A	W	76-65
	H	L	63-55

**US International (0-1)**

1985-86	H	L	89-86
---------	---	---	-------

**UT Arlington (2-0)**

2012-13	A	W	78-70
	H	W	71-49

**Utah (2-5)**

1981-82	A	W	66-57
1982-83	N	W	69-57
1988-89	A	L	90-45
1989-90	H	L	78-59
1998-99	H	L	74-50
	A	L	76-26
2014-15	A	L	100-87, OT

**Utah State (9-16)**

1980-81	H	W	88-66
2005-06	A	W	63-51
	H	W	70-49
2006-07	A	L	58-50
	H	W	65-57
2007-08	A	L	68-58
	H	L	61-60
2008-09	H	L	64-54
	A	L	62-51
2009-10	A	L	65-54
	H	L	66-46
2010-11	A	L	72-57
	H	L	75-39
2011-12	H	L	78-73
	A	L	84-71
2012-13	H	W	103-80
	A	L	87-54
2013-14	H	L	78-65
	A	L	96-67
2014-15	H	W	62-58
	A	L	85-80
	N	W	99-85
2015-16	A	W	86-74
	H	W	83-65
2016-17	A	L	82-78

**Utah Valley (2-0)**

2011-12	A	W	57-45
2012-13	H	W	81-72

**UTEP (7-9)**

1984-85	H	L	75-76
1998-99	A	L	65-47
	H	L	63-48
1999-00	A	L	76-53
	H	W	73-68
2000-01	H	L	69-66
	A	L	86-76, 2OT
	N	W	66-55

2001-02	A	W	73-48
	H	W	87-57
2002-03	H	W	83-60
	A	W	87-84, OT
2003-04	A	L	75-65
	H	L	51-44
2004-05	H	W	66-51
	A	L	66-63

**UTSA (0-2)**

2012-13	H	L	57-54
	A	L	64-60

**Valparaiso (0-1)**

1997-98	H	L	62-54
---------	---	---	-------

**Vermont (0-1)**

2005-06	N	L	55-52
---------	---	---	-------

**Washington (0-7)**

1982-83	A	L	67-63
1983-84	H	L	89-71
1984-85	A	L	97-66
1985-86	A	L	77-44
	H	L	87-53
1987-88	H	L	77-38
2010-11	N	L	49-27

**Washington State (3-6)**

1979-80	H	W	90-58
1982-83	A	W	67-63
1983-84	H	W	78-69
1984-85	A	L	82-69
1985-86	A	L	84-72
	H	L	75-74
2006-07	H	L	72-61
2007-08	A	L	78-72 (OT)
2015-16	A	L	95-80

**Wayland Baptist (0-1)**

1979-80	A	L	76-55
---------	---	---	-------

**Weber State (3-4)**

1981-82	H	W	86-53
1982-83	N	W	85-77
1994-95	H	L	62-48
2000-01	A	W	71-64
2001-02	H	L	75-55
2010-11	H	L	59-50
2011-12	A	L	69-67

**Wisconsin (0-1)**

1988-89	H	L	72-67
---------	---	---	-------

**Wisconsin-Milwaukee (0-1)**


2006-07	N	L	66-63
---------	---	---	-------

**Wyoming (3-7)**

1996-97	H	L	74-51
	A	L	86-53
2013-14	H	W	74-68
	A	L	103-80
2014-15	A	L	96-60
	H	L	71-61
2015-16	A	W	67-66
	H	W	65-51
2016-17	A	L	89-60
	H	L	68-59

**Yale (2-0)**

1978-79	H	W	89-47
2003-04	N	W	71-53



*Jessica Kellogg (2001-05) set a San José State single-season 3-point field goal attempts record when she launched 212 in 2002-03.*

*The record stood until 2013-14 when Rebecca Woodberry attempted 251 shots from behind the arc.*

**1974-75**

**Head Coach Carolyn Lewis (3-5)**

L	Chico State	82-54
L	Fresno State	90-40
W	Humboldt State	54-51
W	Oregon	62-47
L	Cal State Hayward	70-53
L	San Francisco	56-48
L	at Stanford	76-52
W	Hartnell College	59-38

Records are incomplete from 1974-75.

**1975-76**

**Head Coach Carolyn Lewis (5-10)**

12/2	W	at Santa Clara	39-28
12/6	L	CHICO STATE	63-35
1/2	L	!vs. UC Davis	65-56
1/3	L	!vs. Fresno State	67-37
1/6	L	UC DAVIS	49-45
1/9	W	at Stanford	68-49
1/13	W	CALIFORNIA	62-54
2/4	L	at UC Davis	74-54
2/7	L	at Nevada	55-47
2/10	L	at California	50-47
2/19	L	SACRAMENTO STATE	96-54
2/23	L	STANFORD	83-66
	L	at Sacramento State	72-36
2/28	W	vs. Stanford	57-50
	W	at Nevada	

! – Chico State Tournament (Chico, Calif.)

**1976-77**

**Head Coach Sharon Chatman (10-10, 4-7 NorCal)**

	W	Stanislaus State	30-27
	W	San Francisco State	75-21
	W	Stanislaus State	79-37
	W	Cal State Hayward	48-46
1/14	L	UCLA	80-42
	W	USC	68-49
2/5	L	at Stanford	62-56
	L	Chico State	53-50
	L	UC Davis	65-57
	W	Stanislaus State	62-48
	L	SACRAMENTO STATE	63-57
	W	Santa Clara	73-28
	L	San Francisco State	71-53
	L	Cal Poly Pomona	81-60
	W	Cal State Hayward	65-60
	L	San Francisco State	69-57

	L	at CS Sacramento	61-56
	L	Chico State	60-40
	W	UC Davis	57-54
2/26	W	STANFORD	67-46



*Shelia Brown (1981-84), a member of the 1,000-Point Club, made the fourth-most field goals (563) in San José State women's basketball history.*

*In 1982, she was honored as a second-team All-NorCal performer and made 193 of her 486 shot attempts.*

**1977-78**

**Head Coach Sharon Chatman (17-10, 12-0 NorCal)**

12/1	L	!vs. UC Santa Barbara	61-60
12/2	W	!vs. California	66-65
12/3	L	!vs. San Diego State	89-85
12/8	L	at UCLA	84-70
12/9	L	at USC	69-53
12/10	L	at Cal Poly Pomona	65-51
12/22	L	at UC Davis	41-40
12/23	W	CAL STATE HAYWARD	75-46
1/3	W	HAWAII	88-31
1/6	W	NEVADA	64-54
1/14	L	CAL STATE FULLERTON	89-83
1/18	W	*at California	45-37
1/20	W	*SAN FRANCISCO	75-55
1/25	W	*at Stanford	61-56
1/28	W	*at Pacific	67-42
2/3	W	*FRESNO STATE	69-55
2/4	W	*at Santa Clara	73-49
2/8	W	*CALIFORNIA	76-65

2/9	W	SACRAMENTO STATE	68-28
2/15	W	*PACIFIC	68-33
2/17	W	*at San Francisco	84-51
2/18	L	BIOLA	64-60
2/22	W	*SANTA CLARA	89-26
2/24	W	*STANFORD	72-65
2/25	L	LONG BEACH STATE	70-57
3/1	W	*at Fresno State	56-51
3/9	L	+UNLV	86-55

! – Cal Poly Invitational (San Luis Obispo, Calif.)

\* - Northern California Athletic Conference Game

+ - First round of AIAW Regionals

**1978-79**

**Head Coach Sharon Chatman (24-4, 12-0 NorCal)**

2/2	L	!vs. BYU	85-78
12/3	W	!at San Francisco	85-68
12/7	L	at Long Beach State	90-69
12/8	W	at Cal State Los Angeles	88-48
12/9	L	at UCLA	71-65
12/21	W	CAL STATE HAYWARD	92-37
12/22	W	SACRAMENTO STATE	87-45
12/29	W	&vs. Chico State	67-29
12/30	W	&vs. Cal State Fullerton	62-56
1/2	W	ARIZONA STATE	84-55
1/4	W	ARIZONA	99-44
1/6	W	CAL POLY	96-31
1/12	W	*at San Francisco	74-44
1/13	W	YALE	89-47
1/17	W	*PACIFIC	80-33
1/19	W	*at Santa Clara	79-44
1/24	W	*at Stanford	76-56
1/27	W	*at Fresno State	66-53
1/31	W	*CALIFORNIA	77-51
2/2	W	*FRESNO STATE	90-54
2/7	W	*at California	80-51
2/10	W	*SAN FRANCISCO	50-41
2/15	W	*SANTA CLARA	75-24
2/17	W	*at Pacific	77-51
2/24	W	*STANFORD	79-51
2/28	W	SAN FRANCISCO STATE	59-43
3/2	W	NEVADA	93-50
	L	+USC	99-92

! – USF Tournament (San Francisco, Calif.)

& - New Year's Classic (Santa Clara, Calif.)

\* - Northern California Athletic Conference Game

+ - First round of AIAW Regionals

**1979-80**

**Head Coach Sharon Chatman (22-9, 9-3 NorCal)**

11/15	W	!vs. San Diego State	56-45
-------	---	----------------------	-------

11/16	W	!vs. Stanford	64-59
11/17	W	!vs. San Francisco	59-58
11/22	L	&at Wayland Baptist	76-55
11/23	W	&vs. BYU	92-86
11/24	W	&vs. Memphis State	71-61
12/4	W	SOUTHERN CALIFORNIA	70-61
12/6	L	at Oregon	93-77
12/8	L	at Oregon State	74-72
12/12	W	EASTERN WASHINGTON	63-53
12/15	L	TENNESSEE	81-70
12/21	W	at San Francisco State	66-52
12/27	W	#vs. Nevada	95-38
12/28	W	#vs. Cal Poly Pomona	95-60
1/3	W	at UC Davis	98-55
1/9	W	*at Pacific	91-37
1/11	W	*SANTA CLARA	70-25
1/12	W	HAWAI'I	96-53
1/16	W	*STANFORD	80-61
1/23	L	*at San Francisco	61-57
1/26	W	*FRESNO STATE	84-69
2/1	L	*at California	78-69
2/2	L	at Long Beach State	79-69
2/6	W	*at Santa Clara	79-52
2/8	W	WASHINGTON STATE	90-58
2/9	W	*PACIFIC	69-65
2/16	L	*at Stanford	66-59
2/21	W	*SAN FRANCISCO	70-59
2/23	W	*at Fresno State	73-52
2/29	W	*CALIFORNIA	77-70
3/6	L	+UCLA	81-66


! - Cal Poly Classic (San Luis Obispo, Calif.)  
 & - Plainview Queen's Tournament (Plainview, Texas)  
 # - New Year's Classic (Santa Clara, Calif.)  
 \* - Northern California Athletic Conference Game  
 + - First round of AIAW Regionals

**1980-81**  
**Head Coach Sharon Chatman**  
**(14-13, 8-4 NorCal)**

11/21	W	!UTAH STATE	88-66
11/22	L	!UCLA	78-63
11/25	L	at Texas	74-54
12/5	W	&vs. San Francisco State	103-69
12/6	W	&vs. Cal State Fullerton	93-87
12/14	W	CAL POLY	82-73
12/16	L	#vs. Oregon	81-61
12/17	L	#at Portland State	80-78
12/18	W	BYU	70-67
12/28	L	MONTCLAIR STATE	63-59
12/30	L	KANSAS	81-72
1/3	L	at Long Beach State	79-56
1/5	L	at USC	94-78
1/10	W	*at Stanford	75-61
1/15	W	*at Fresno State	75-55

1/17	W	*SAN FRANCISCO	53-51
1/20	W	*at Santa Clara	73-61
1/23	L	*CALIFORNIA	78-63
1/30	L	*at Pacific	59-51
2/3	W	SAN FRANCISCO STATE	69-65
2/7	W	*STANFORD	61-48
2/10	W	*at USF	75-53
2/13	W	*FRESNO STATE	74-44
2/17	W	*SANTA CLARA	81-58
2/20	L	*at California	83-66
2/27	L	*PACIFIC	85-71
3/12	L	+USC	91-57

! - Anheuser Busch Classic (San Jose, Calif.)  
 & - Santa Clara Tournament (Santa Clara, Calif.)  
 # - Portland State Tournament (Portland, Ore.)  
 \* - Northern California Athletic Conference Game  
 + - First round of AIAW Regionals



*Lamisha Augustine (2002-06) scored 1,226 points in her Spartan career and is 11th on the program's scoring list.*

*In 2005-06, Augustine set the San José State single-season blocks record with 58, which stood until Riana Byrd swatted 64 in 2012-13.*

*She still ranks third in career blocks (138), sixth in rebounds (700), eighth in field goals (490) and seventh in field goal attempts (1,312).*

*In 2005 and 2006 she earned first-team All-WAC honors.*

**1981-82**  
**Head Coach Sharon Chatman**  
**(15-12, 7-5 NorCal)**

11/20	W	!WEBER STATE	86-53
11/21	L	!TEXAS	69-56
11/28	W	at Cal Poly	82-56
11/29	W	at UC Santa Barbara	75-52
12/5	W	at Utah	66-57
12/6	W	at Cal Poly Pomona	74-73 (OT)
12/12	L	USC	88-72
12/13	L	LONG BEACH STATE	75-54
12/19	L	at Arizona State	71-58
12/20	L	at UNLV	80-71
12/22	W	CHICO STATE	85-56
12/30	L	OREGON STATE	80-79 (2OT)
1/6	W	HAWAI'I	86-63
1/7	W	at San Diego	60-39
1/9	L	at UC Irvine	46-42
1/14	W	*SANTA CLARA	80-64
1/16	W	*PACIFIC	89-57
1/23	W	*at Stanford	74-65
1/27	W	*at Fresno State	62-52
1/30	W	*SAN FRANCISCO	62-49
2/6	L	*at California	75-64
2/10	L	*at Santa Clara	66-64
2/13	L	*at Pacific	72-61
2/20	L	*STANFORD	85-72
2/24	W	*at San Francisco	48-40
2/27	L	*FRESNO STATE	53-48
3/6	W	*CALIFORNIA	65-56

! - Anheuser Busch Classic (San Jose, Calif.)  
 \* - Northern California Athletic Conference Game

**1982-83**  
**Head Coach Sharon Chatman**  
**(17-9, 8-6 NorPac)**

11/18	W	!vs. UC Santa Barbara	81-58
11/19	L	!vs. Arizona State	59-58
11/20	W	!at Cal Poly	74-55
12/2	W	&UC SANTA BARBARA	70-62
12/3	L	&STANFORD	84-66
12/6	W	SAN DIEGO	98-55
12/8	W	at Stanford	68-66
12/10	W	#vs. Weber State	85-77
12/11	L	#at Long Beach State	89-63
12/19	W	^vs. Utah	69-57
12/20	W	^vs. Cal State Fullerton	63-59
12/21	W	^vs. Houston	71-68
1/4	W	*at San Francisco	81-66
1/6	L	*PACIFIC	70-68
1/11	W	*at Fresno State	55-54
1/17	W	*SANTA CLARA	60-55
1/20	W	*at Washington State	67-63
1/22	L	*at Washington	67-63

1/27	L	*at California	73-58
2/3	L	*OREGON	66-64
2/5	W	*OREGON STATE	69-56
2/10	L	*at Pacific	78-74
2/12	W	*FRESNO STATE	80-73
2/15	W	*at Santa Clara	66-59
2/18	W	*SAN FRANCISCO	66-65
2/26	L	*CALIFORNIA	82-73

! - Cal Poly Tournament (San Luis Obispo, Calif.)  
 & - Anheuser Busch Classic (San Jose, Calif.)  
 # - Long Beach Classic (Long Beach, Calif.)  
 ^ - UC Irvine Tournament (Irvine, Calif.)  
 \* - Northern Pacific Athletic Conference Game

**1983-84**

**Head Coach Sharon Chatman  
(9-17, 5-9 NorPac)**

11/17	W	!vs. UC Davis	78-49
11/18	L	!vs. Oregon	75-65
11/19	W	!vs. UC Santa Barbara	93-57
11/23	L	STANFORD	73-72
11/29	W	SONOMA STATE	84-55
2/2	W	&NEVADA	90-86
12/3	L	&MONTANA STATE	71-69
12/9	L	HOUSTON	72-48
12/10	L	at UNLV	65-47
12/21	L	at San Francisco State	86-81
1/5	L	#vs. Colorado State	68-55
1/12	L	*FRESNO STATE	52-46
1/14	W	*SAN FRANCISCO	73-49
1/18	W	*at Santa Clara	64-61
1/23	W	*at Pacific	79-68
1/26	L	*WASHINGTON	89-71
1/28	W	*WASHINGTON STATE	78-69
2/1	L	*CALIFORNIA	95-68
2/9	L	*at Oregon State	89-71
2/11	L	*at Oregon	66-58
2/16	L	*PACIFIC	73-70
2/17	L	*at Fresno State	91-87
2/21	W	*SANTA CLARA	73-72
2/24	L	*at San Francisco	82-68
2/26	L	LONG BEACH STATE	87-45
3/2	L	*at California	92-81

! - Cal Poly Tournament (San Luis Obispo, Calif.)  
 & - Anheuser Busch Classic (San Jose, Calif.)  
 # - Montana Classic (Bozeman, Mont.)  
 \* - Northern Pacific Athletic Conference Game



*Rhoda Chew set the San José State single-game record for rebounds when she ripped down 21 against Santa Clara in the 1983-84 season. She equaled the mark the next year against Pacific. In the 1982-83 season she blocked a single-game record seven shots against Washington State.*

*In single-season records she ranks first in rebounds and rebounds per game (329 and 12.7 per game in 1983-84). Her .509 (1982-83) and .508 (1984-85) shooting percentages are seventh and eighth on the program's single-season list. She appears on the single-season blocked shots list at No. 7 (51 in 1984-85).*

*For her career, Chew (1982-85) is the 12th leading scorer (1,188 points) in Spartan history. She ranks third in rebounding (946) and fourth in blocked shots (148), sixth in field goal percentage (.486) and ninth in field goals made (484).*

**1984-85**

**Head Coach Sharon Chatman  
(9-17, 3-9 NorPac)**

11/15	W	!vs. UC Santa Barbara	79-61
11/16	L	!vs. UC Irvine	58-48
11/27	L	at Stanford	75-72
11/30	L	&UTEP	75-73
12/1	L	&IOWA	67-45

12/6	W	CAL STATE HAYWARD	90-62
12/8	W	PACIFIC	83-74
12/11	W	SAN FRANCISCO STATE	96-69
12/21	L	at San Diego State	97-67
12/27	W	#vs. Idaho State	97-72
12/28	L	#vs. Cal State Fullerton	76-55
12/29	L	#at UC Irvine	88-84 (OT)
1/2	L	at Long Beach State	99-76



1/8	W	SAINT MARY'S	83-80
1/12	W	*SAN FRANCISCO	84-58
1/17	L	*at Santa Clara	62-60
1/18	L	*at Fresno State	73-63
1/24	L	*at Washington	97-66
1/26	L	*at Washington State	82-69
2/1	W	*OREGON	68-62
2/2	L	*OREGON STATE	83-52
2/8	L	*at California	90-81
2/9	L	*at San Francisco	78-67
2/15	W	*SANTA CLARA	62-56
2/23	L	*FRESNO STATE	83-56
3/1	L	*CALIFORNIA	97-81

! - Cal Poly Tournament (San Luis Obispo, Calif.)

& - Anheuser Busch Classic (San Jose, Calif.)

# - UC Irvine Holiday Classic (Irvine, Calif.)

\* - Northern Pacific Athletic Conference Game

**1985-86**

**Head Coach Sharon Chatman  
(6-20, 1-11 NorPac)**

11/22	L	!ARIZONA	81-64
11/23	L	!HAWAII	94-65
11/29	L	CAL POLY	67-63
12/6	L	&vs. New Orleans	69-50
12/7	W	&vs. Jackson State	75-72
12/10	L	at Pacific	71-70
12/13	L	UNLV	74-33
12/31	L	at Santa Clara	60-45
1/1	W	MONTANA	67-60
1/3	L	#vs. Sacramento State	79-69
1/4	W	#vs. Army	79-58
1/8	W	at Saint Mary's	70-67
1/11	W	at Cal State Hayward	71-53
1/17	L	*at Oregon State	80-53
1/18	L	*at Oregon	77-64
1/25	L	*FRESNO STATE	92-50
1/30	L	*at Washington State	84-72
2/1	L	at Washington	77-44
2/7	L	**at California	64-53
2/14	L	*OREGON	81-59
2/15	W	*OREGON STATE	88-78
2/21	L	*at Fresno State	81-65
2/26	L	U.S. INTERNATIONAL	89-86
2/28	L	*WASHINGTON	87-53
3/1	L	*WASHINGTON STATE	75-74
3/1	L	*CALIFORNIA	77-63

! - Anheuser Busch Classic (San Jose, Calif.)

& - Dial Classic (San Diego, Calif.)

# - Cal Poly Tournament (San Luis Obispo, Calif.)

\* - Northern Pacific Athletic Conference Game

**1986-87**

**Head Coach Tina Krah  
(3-23, 1-17 PCAA)**

11/29	W	at Sacramento State	61-58
12/5	L	!GEORGE MASON	67-60
12/6	L	!IDAHO	72-60
12/11	L	SANTA CLARA	74-49
12/13	L	at Stanford	94-43
12/20	L	at San Francisco	76-48
12/30	W	CAL STATE HAYWARD	59-53
1/2	L	*at Fresno State	107-68
1/3	L	*at UC Santa Barbara	71-49
1/8	L	*PACIFIC	70-55
1/10	W	*UC SANTA BARBARA	72-61
1/15	L	*UNLV	72-42
1/19	L	CALIFORNIA	92-58
1/22	L	*at Long Beach State	120-53
1/24	L	*at UC Irvine	73-49
1/29	L	*CAL STATE FULLERTON	92-54
1/31	L	*SAN DIEGO STATE	64-60
2/5	L	*at Pacific	68-57
2/7	L	*UC IRVINE	76-61
2/12	L	*HAWAII	68-45
2/14	L	*HAWAII	79-58
2/16	L	*LONG BEACH STATE	149-69
2/19	L	*FRESNO STATE	97-60
2/21	L	*at Cal State Fullerton	88-59
2/26	L	*at UNLV	88-41
2/28	L	*at San Diego State	97-56

! - Anheuser Busch Classic (San Jose, Calif.)

\* - Pacific Coast Athletic Association Game

**1987-88**

**Head Coach Tina Krah  
(1-26, 0-18 PCAA)**

12/1	L	at California	84-65
12/4	L	TOWSON STATE	70-60
12/7	L	WASHINGTON	77-38
12/9	L	at Nevada	72-54
12/12	W	SACRAMENTO STATE	65-61
12/14	L	at Santa Clara	71-31
12/29	L	!DUKE	86-47
12/30	L	!SAN FRANCISCO	59-57
1/2	L	*at Hawaii'i	90-55
1/4	L	*at Hawaii'i	73-43
1/7	L	*at Long Beach State	96-33
1/9	L	*at UNLV	87-40
1/14	L	*CAL STATE FULLERTON	68-52
1/16	L	*SAN DIEGO STATE	95-59
1/21	L	*at Pacific	49-46
1/23	L	*STANFORD	55-33
1/25	L	*FRESNO STATE	63-43
1/28	L	*UC SANTA BARBARA	69-54
1/30	L	*UC IRVINE	84-59

2/4	L	*UNLV	113-42
2/6	L	*LONG BEACH STATE	82-51
2/11	L	*at San Diego State	96-54
2/13	L	*at Cal State Fullerton	74-56
2/20	L	*PACIFIC	65-55
2/25	L	*UC IRVINE	97-57
2/27	L	*at UC Santa Barbara	58-56
3/5	L	*at Fresno State	91-55

! - Anheuser Busch Classic (San Jose, Calif.)

\* - Pacific Coast Athletic Association Game

**1988-89**

**Head Coach Tina Krah  
(4-23, 1-17 Big West)**

11/27	L	WISCONSIN	72-67
12/2	L	!vs. Utah	90-45
12/3	L	!vs. SW Missouri State	75-60
12/6	W	at San Francisco	61-47
12/9	L	CALIFORNIA	67-62
12/15	L	SAINT MARY'S	91-65
12/17	L	FRESNO STATE	80-49
12/20	W	SANTA CLARA	66-62 (OT)
12/29	L	&CENTRAL MICHIGAN	70-51
12/30	W	&SAN FRANCISCO	66-49
1/5	L	*UNLV	79-54
1/7	L	*LONG BEACH STATE	113-72
1/12	L	*at San Diego State	77-64
1/14	L	*at Cal State Fullerton	78-51
1/21	L	*PACIFIC	59-54
1/26	L	*at UC Irvine	63-53
1/28	L	*at UC Santa Barbara	49-43
2/2	L	*at Long Beach State	111-59
2/4	L	*at UNLV	91-60
2/9	L	*CAL STATE FULLERTON	75-56
2/11	L	*SAN DIEGO STATE	84-52
2/14	L	*HAWAII	77-66
2/16	L	*HAWAII	78-58
2/20	L	*at Fresno State	86-56
2/23	W	*UC SANTA BARBARA	63-61
2/25	L	*UC IRVINE	55-34
3/2	L	*at Pacific	67-60

! - Lady Ute Classic (Salt Lake City, Utah)

& - Anheuser Busch Classic (San Jose, Calif.)

\* - Big West Conference Game

**1989-90**

**Head Coach Tina Krah  
(5-24, 2-16 Big West)**

11/24	L	UTAH	78-59
11/26	L	at California	77-49
12/1	L	!vs. Oregon State	72-62
12/2	W	!vs. Southern Utah State	73-68
12/5	L	at Saint Mary's	94-70

12/8	L	at Portland	78-69
12/10	L	at Portland State	76-64
12/28	W	& SANTA CLARA	75-55
12/29	L	& MIAMI, OHIO	76-52
1/2	L	*CAL STATE FULLERTON	61-48
1/7	L	*at Hawai'i	86-50
1/8	L	*at Hawai'i	94-62
1/11	W	*UC IRVINE	70-51
1/13	L	*UC SANTA BARBARA	72-61
1/18	L	*FRESNO STATE	72-57
1/20	L	*SAN DIEGO STATE	84-74
1/25	L	*at Long Beach State	93-53
1/27	L	*at UNLV	76-46
2/3	L	*PACIFIC	71-58
2/8	L	*at UC Santa Barbara	55-49
2/10	W	*at UC Irvine	58-52
2/17	L	*at Fresno State	94-66
2/19	L	*at Pacific	70-56
2/22	L	*UNLV	86-59
2/24	L	*LONG BEACH STATE	93-71
3/1	L	*at San Diego State	66-42
3/3	L	*at Cal State Fullerton	63-54
3/7	W	+vs. San Diego State	81-59
3/8	L	+vs. UNLV	102-67

! – USF Tournament (San Francisco, Calif.)  
 & - Anheuser Busch Classic (San Jose, Calif.)  
 \* - Big West Conference Game  
 + - Big West Conference Tournament (Long Beach, Calif.)

**1990-91**  
**Head Coach Tina Krahn**  
**(2-25, 0-18 Big West)**

11/25	W	NORTHEASTERN ILLINOIS	71-69
11/28	L	SAINT MARY'S	79-46
12/4	L	at San Francisco	78-54
12/7	L	!vs. San Diego	90-66
12/8	L	!vs. Idaho State	54-41
12/11	L	at Santa Clara	72-45
12/28	L	& PORTLAND STATE	80-71
12/29	L	& SAN FRANCISCO	69-64
1/2	W	COLUMBIA	70-64
1/4	L	*NEW MEXICO STATE	95-66
1/7	L	*at Cal State Fullerton	95-46
1/9	L	*at UNLV	84-55
1/12	L	*UC SANTA BARBARA	97-62
1/14	L	*UC IRVINE	63-47
1/16	L	*PACIFIC	73-49
1/19	L	*at Fresno State	98-67
1/22	L	*HAWAII	67-55
1/23	L	*HAWAII	71-45
1/28	L	*LONG BEACH STATE	110-56
1/31	L	*UNLV	79-46
2/2	L	*CAL STATE FULLERTON	72-52
2/7	L	*at UC Santa Barbara	90-69

2/9	L	*at UC Irvine	70-54
2/13	L	*FRESNO STATE	75-60
2/23	L	*at Pacific	72-54
2/28	L	*at New Mexico State	104-63
3/2	L	*at Long Beach State	73-53

! – Oregon State Classic (Corvallis, Ore.)  
 & - Anheuser Busch Classic (San Jose, Calif.)  
 \* - Big West Conference Game

**1991-92**  
**Head Coach Tina Krahn**  
**(2-25, 1-17 Big West)**

11/24	L	SANTA CLARA	80-50
11/26	L	at Sacramento State	60-51
11/30	L	at California	77-64
12/6	L	at St. Mary's	63-56
12/13	L	!vs. Middle Tennessee State	88-54
12/14	W	!vs. Cal State Stanislaus	81-59
12/28	L	& DRAKE	77-67
12/29	L	& SMU	60-51
1/5	L	*at Fresno State	74-66
1/8	L	SAN FRANCISCO	74-63
1/18	L	*UC SANTA BARBARA	81-62
1/23	L	*at New Mexico State	94-74
1/25	L	*at UNLV	95-55
1/30	L	*CAL STATE FULLERTON	83-76
2/1	W	*UC IRVINE	78-64
2/4	L	*PACIFIC	65-60
2/7	L	*at Hawai'i	99-80
2/9	L	*at Hawai'i	76-63
2/13	L	*at UC Santa Barbara	102-75
2/15	L	*at Long Beach State	91-65
2/20	L	*UNLV	72-60
2/22	L	*NEW MEXICO STATE	102-81
2/27	L	*at UC Irvine	72-68
2/29	L	*at Cal State Fullerton	87-75
3/3	L	*at Pacific	78-46
3/5	L	*FRESNO STATE	72-65
3/8	L	*LONG BEACH STATE	83-51

! – USF Classic (San Francisco, Calif.)  
 & - Calistoga Classic (San Jose, Calif.)  
 \* - Big West Conference Game

**1992-93**  
**Head Coach Karen Smith**  
**(5-21, 4-14 Big West)**

12/1	L	SACRAMENTO STATE	74-56
12/4	L	!vs. Southern Utah	64-63
12/5	W	!vs. Northern Arizona	62-50
12/10	L	at San Francisco	57-41
12/20	L	NORTHWESTERN STATE	84-62
12/28	L	& IDAHO	74-58
12/29	L	& CAL STATE FULLERTON	76-75
1/4	W	*NEVADA	55-49

1/7	L	SAINT MARY'S	60-55
1/9	L	*at Pacific	57-45
1/14	W	*at UC Irvine	85-75
1/16	L	*at UC Santa Barbara	77-49
1/21	L	*NEW MEXICO STATE	71-56
1/23	L	*UNLV	84-69
1/28	L	*at Cal State Fullerton	88-60
2/6	L	*HAWAII	79-66
2/7	L	*HAWAII	91-54
2/11	L	*UC SANTA BARBARA	88-60
2/13	L	*LONG BEACH STATE	59-58
2/18	L	*at UNLV	95-52
2/20	L	*at New Mexico State	80-72
2/25	W	*UC IRVINE	80-62
2/27	W	*CAL STATE FULLERTON	85-68
3/1	L	*PACIFIC	69-51
3/4	L	*at Nevada	76-63
3/6	L	*at Long Beach State	87-73

! – Saint Mary's Classic (Moraga, Calif.)  
 & - Calistoga Classic (San Jose, Calif.)  
 \* - Big West Conference Game

**1993-94**  
**Head Coach Karen Smith**  
**(14-13, 9-9 Big West)**

11/30	W	FRESNO STATE	70-64
12/1	L	SANTA CLARA (SJ Arena)	81-54
12/8	W	SAN FRANCISCO	62-49
12/10	L	at Sacramento State	111-100 (OT)
12/20	L	at Saint Mary's	79-62
12/29	W	at Loyola Marymount	73-68
12/30	W	at Cal State Northridge	73-62
1/5	W	CORNELL	65-48
1/8	L	*at Pacific	72-70
1/13	W	*LONG BEACH STATE	73-71
1/15	L	*UC SANTA BARBARA	81-68
1/17	W	*NEVADA	79-43
1/20	L	*at New Mexico State	91-68
1/22	L	*at UNLV	84-59
1/27	W	*at Nevada	78-51
1/29	W	*PACIFIC	74-63
2/3	W	*UC IRVINE	79-67
2/5	W	*CAL STATE FULLERTON	75-66
2/11	L	*at UC Santa Barbara	75-68
2/13	L	*at Long Beach State	82-66
2/17	W	*UNLV	78-70
2/19	L	*NEW MEXICO STATE	91-84 (2OT)
2/24	W	*at Cal State Fullerton	89-71
2/26	W	*at UC Irvine	69-66
3/4	L	*at Hawai'i	88-52
3/6	L	*at Hawai'i	95-45
3/9	L	+vs. New Mexico State	85-57

\* - Big West Conference Game  
 + - Big West Conference Tournament (Las Vegas, Nev.)

**1994-95**

**Head Coach Karen Smith  
(4-24, 2-16 Big West)**

11/25	L	!vs. Oregon State	80-54
11/26	W	!vs. Idaho	75-66 OT
12/3	L	at California	95-57
12/9	L	WEBER STATE	62-48
12/16	L	&vs. Boise State	57-53
12/17	L	&vs. Georgia State	70-41
12/19	L	at San Francisco	88-59
12/27	L	at Santa Clara	79-58
12/28	W	CAL STATE NORTHRIDGE	90-65
1/3	W	*NEVADA	59-54
1/5	L	*PACIFIC	64-51
1/8	L	*at UC Santa Barbara	74-63
1/10	L	*at Long Beach State	70-58
1/13	L	*UC IRVINE	64-43
1/15	L	*CAL STATE FULLERTON	84-79
1/20	L	*at UNLV	75-59
1/22	L	*at New Mexico State	81-40
1/27	W	*HAWAI'I	59-57
2/3	L	*LONG BEACH STATE	64-59
2/5	L	*UC SANTA BARBARA	69-66
2/10	L	*at Cal State Fullerton	70-57
2/12	L	*at UC Irvine	71-61
2/17	L	*NEW MEXICO STATE	66-61
2/19	L	*UNLV	86-56
2/26	L	*at Hawai'i	72-62
3/2	L	*at Pacific	58-57
3/4	L	*at Nevada	74-73
3/7	L	+vs. Cal State Fullerton	91-73

! – Best of the West Tournament (Portland, Ore.)  
 & - Oakland Tribune Classic (Berkeley, Calif.)  
 \* - Big West Conference Game  
 + - Big West Conference Tournament (Las Vegas, Nev.)

**1995-96**

**Head Coach Karen Smith  
(8-19, 3-15 Big West)**

11/29	L	at Fresno State	74-66
12/1	L	SANTA CLARA (SJ Arena)	77-42
12/8	W	!vs. Sacramento State	85-68
12/9	W	!vs. Idaho	68-65
12/17	L	SAN FRANCISCO	80-49
12/20	L	STEPHEN F. AUSTIN	67-47
12/28	W	SACRAMENTO STATE	77-71
12/30	W	MONTANA STATE	77-75
1/2	W	*UNLV	78-66
1/4	L	*NEW MEXICO STATE	58-49
1/7	L	*at Hawai'i	96-52
1/12	L	*at Pacific	79-70
1/15	L	*at Nevada	68-58
1/19	L	*UC SANTA BARBARA	85-43
1/21	L	*LONG BEACH STATE	91-81



*Karen Mason (1978-81) is one of the Spartans first women's basketball superstars. She holds the program's career record for field goals made (735) and ranks second in points (1,760) and field goal attempts (1,686).*

*Mason ranks third in free throws made (290), fourth in free throw attempts (467), sixth in steals (204), and 10th in games played (111).*

*Her name appears in the top-10 of single-season lists including scoring (No. 10 - 517 in 1980-81), field goals made (No. 4 - 212 in 1979-80 and No. 6 - 210 in 1980-81) and field goal attempts (No. 5 - 495 in 1979-80 and No. 9 - in 1980-81).*

*A two-time first team All-NorPac selection, she earned All-American honors after the 1980-81 season. On October 26, 2001 Karen Mason was inducted into the San José State Sports Hall of Fame.*

1/26	L	*at UC Irvine	76-69
1/28	W	*at Cal State Fullerton	68-66
1/31	L	*HAWAII	62-39
2/4	W	CAL POLY	85-61
2/9	L	*PACIFIC	78-64
2/11	L	*NEVADA	81-62
2/16	L	*at Long Beach State	89-87 OT
2/18	L	*at UC Santa Barbara	76-42
2/23	L	*CAL STATE FULLERTON	84-55
2/25	W	*UC IRVINE	61-57
2/29	L	*at New Mexico State	86-54
3/6	L	*at UNLV	80-73

! – Best Western-Vandal Tournament (Moscow, Idaho)  
\* - Big West Conference Game

**1996-97**

**Head Coach Karen Smith  
(10-18, 5-11 WAC)**

11/24	L	NORTHERN ARIZONA	64-56
11/27	W	NEVADA	79-54
12/1	L	SANTA CLARA (SJ Arena)	82-62
12/3	L	at Sacramento State	71-55
12/6	L	!vs. Arizona	90-55
12/8	L	!vs. Southern Illinois	78-55
12/14	W	CAL STATE NORTHRIDGE	63-59
12/20	W	at Cal Poly	72-57
12/22	L	GEORGIA TECH	68-53
12/28	W	ARIZONA STATE	62-57
1/2	L	*SAN DIEGO STATE	82-37
1/4	L	*HAWAII	84-57
1/7	W	PACIFIC	63-60
1/11	L	*FRESNO STATE	64-62
1/16	W	*at Air Force	78-62
1/18	L	*at UNLV	66-60
1/23	L	WYOMING	74-51
1/25	L	COLORADO STATE	88-62
1/30	L	*at Hawai'i	69-51
2/1	L	*at San Diego State	92-47
2/6	W	*at Fresno State	65-58
2/8	W	*TULSA	74-67
2/13	W	*UNLV	70-60
2/15	W	*AIR FORCE	85-52
2/20	L	*at Colorado State	80-55
2/22	L	*at Wyoming	86-53
2/28	L	*at Tulsa	76-68
3/3	L	+vs. SMU	76-52

! – Copper Bowl Classic (Tucson, Ariz.)  
\* - Western Athletic Conference Game  
+ - WAC Tournament (Las Vegas, Nev.)

**1997-98**

**Head Coach Karen Smith  
(6-21, 2-12 WAC)**

11/16	L	BAYLOR	75-61
11/21	L	VALPARAISO	62-54
11/24	W	IDAHO	79-66
11/29	W	SACRAMENTO STATE	76-68
12/2	L	Santa Clara (SJ Arena)	90-51
12/5	L	at UC Irvine	58-41
12/7	L	at San Diego	81-64
12/14	W	TENNESSEE-MARTIN	61-60
12/19	W	CAL POLY	73-64
12/22	L	at Pacific	70-59
12/29	L	at Nevada	59-52
1/2	L	*at Hawai'i	86-56



*Natalie St. Mary (1983) played one spectacular season for the Spartans. She set the San José State single-season record for field goal attempts (515) and field goals made (233). Her 540 points that year are still the fourth-most by a Spartan for a single year.*

1/4	L	*at San Diego State	68-55
1/8	L	*TCU	90-88 (OT)
1/10	L	*SMU	55-54
1/15	L	*at Rice	87-59
1/18	L	*at Tulsa	72-62
1/22	L	COLORADO STATE	70-56
1/24	L	*at Fresno State	81-66
1/29	L	*SAN DIEGO STATE	77-49
1/31	L	*HAWAII	80-69
2/5	L	*at SMU	66-46
2/7	W	*at TCU	91-86
2/12	W	*TULSA	57-51
2/14	L	*RICE	70-57
2/18	L	*FRESNO STATE	67-51
2/21	L	at Colorado State	108-56

\* - Western Athletic Conference Game

**1998-99**

**Head Coach Karen Smith  
(2-25, 0-14 WAC)**

11/16	W	CAL POLY	71-61
11/21	L	!vs. Navy	76-48
11/22	L	!vs. Sacramento State	76-63
11/27	L	&vs. Morgan State	46-39
11/28	W	&vs. Colgate	51-35
12/1	L	SANTA CLARA (SJ Arena)	78-45
12/5	L	#vs. Northern Arizona	59-43
12/6	L	#vs. Idaho	74-59
12/12	L	CAL STATE FULLERTON	65-51
12/19	L	PACIFIC	75-38
12/21	L	CORNELL	75-54
12/30	L	at Arizona State	83-46
1/4	L	AIR FORCE	57-54
1/9	L	*at Fresno State	76-48
1/14	L	*at UTEP	65-47
1/16	L	*at New Mexico	66-43
1/21	L	*UTAH	74-50
1/23	L	*BRIGHAM YOUNG	81-38
1/28	L	*at San Diego State	89-59
1/30	L	*at Hawai'i	87-44
2/6	L	*FRESNO STATE	60-54
2/11	L	*NEW MEXICO	58-49
2/13	L	*UTEP	63-48
2/18	L	*at Utah	76-26
2/20	L	*at Brigham Young	74-48
2/25	L	*HAWAII	70-43
2/27	L	*SAN DIEGO STATE	78-46

! - Danka Classic (Reno, Nev.)  
& - Holiday Inn Thanksgiving Classic (Moraga, Calif.)  
# - Idaho Classic (Moscow, Idaho)  
\* - Western Athletic Conference Game

**1999-2000**

**Head Coach Janice Richard  
(3-24, 1-13 WAC)**

11/19	L	NEVADA	65-58
11/21	L	GONZAGA	82-65
11/23	W	SONOMA STATE	68-62
11/28	L	LAMAR	75-58
12/1	L	Santa Clara	79-51
12/4	L	SAN DIEGO	60-51
12/7	W	at Sacramento State	62-60
12/11	L	at Cal Poly	76-64
12/19	L	!vs. Northern Arizona	65-52
12/20	L	!vs. Mississippi	77-43
1/2	L	at Cal State Fullerton	86-77
1/7	L	at Pacific	77-50
1/13	L	*at TCU	84-42
1/15	L	*at SMU	80-42
1/20	L	*TULSA	71-55
1/22	L	*RICE	86-62
1/29	L	*HAWAI'I	73-57
2/3	L	*at Fresno State	84-66
2/5	L	*at UTEP	76-53
2/10	L	*SMU	71-44
2/12	L	*TCU	66-51
2/17	L	*at Rice	83-37
2/19	L	*at Tulsa	66-37
2/26	L	*at Hawai'i	69-42
2/29	W	*UTEP	73-68
3/2	L	*FRESNO STATE	71-65
3/8	L	+vs. SMU	99-56

! - Hilton Garden Inn Classic (Flagstaff, Ariz.)

\* - Western Athletic Conference Game

+ - WAC Tournament (Fresno, Calif.)

**2000-01**

**Head Coach Janice Richard  
(13-16, 4-12 WAC)**

11/18	W	SACRAMENTO STATE	71-59
11/20	L	at Saint Mary's	81-68
11/26	W	UC DAVIS	68-59
11/29	L	SANTA CLARA	85-68
12/2	W	at Weber State	71-64
12/6	W	SAN DIEGO STATE	59-54
12/7	W	SOUTHERN UTAH	75-60
12/12	W	MONTANA STATE	53-50
12/21	W	CAL STATE FULLERTON	86-61
12/28	L	CALIFORNIA	66-64
12/30	W	LONG ISLAND	90-87
1/2	L	*UTEP	69-66
1/5	L	*SMU	74-57
1/7	L	*TCU	72-63
1/12	L	*at UTEP	86-76 2 OT
1/14	W	*at Tulsa	60-54
1/21	W	*at Hawai'i	74-72

1/26	L	*RICE	77-67
1/28	L	*TULSA	82-80
2/2	L	*at Nevada	86-57
2/4	L	*at Fresno State	83-62
2/9	W	*NEVADA	78-75
2/11	W	*FRESNO STATE	73-59
2/16	L	*at Rice	69-56
2/18	L	*at SMU	80-71
2/23	L	*HAWAI'I	91-61
2/27	L	*at TCU	66-54
3/6	W	+vs. UTEP	66-55
3/7	L	+vs. TCU	74-53

\* - Western Athletic Conference Game

+ - WAC Tournament (Tulsa, Okla.)



*Lora Alexander (1989-90) scored 1,019 points in two seasons.*

*She holds the second highest career scoring average (18.2 ppg) and is the only player in SJSU women's basketball history to score 20 points and grab 20 rebounds in a game (27 points, 20 rebounds vs. UCSB, 2/23/89).*

*She set the single-game mark for free throw attempts with 18 vs. Long Beach State (1/17/89).*

*On September 9, 2016, she was inducted into the San José State Sports Hall of Fame.*

**2001-02**

**Head Coach Janice Richard  
(17-11, 12-6 WAC)**

11/20	W	at Cal State Fullerton	66-54
11/25	W	IDAHO	61-44
11/27	L	at Santa Clara	73-58
11/30	W	at Sacramento State	82-57
12/2	L	SAINT MARY'S	93-73
12/6	W	at San Diego State	65-62
12/8	L	at San Diego	73-63
12/20	L	WEBER STATE	75-55
12/22	W	PACIFIC	78-75
12/28	W	*at UTEP	73-48
12/30	W	*at Boise State	85-74 OT
1/5	L	*at Hawai'i	81-67
1/10	L	*LOUISIANA TECH	79-49
1/13	W	*SMU	61-54
1/17	W	*at Tulsa	75-73
1/19	L	*at Rice	78-62
1/24	W	*FRESNO STATE	77-62
1/26	W	*NEVADA	78-60
2/2	L	*HAWAI'I	66-57
2/7	L	*at SMU	92-87
2/9	L	*at Louisiana Tech	87-47
2/14	W	*RICE	67-64
2/16	W	*TULSA	63-60
2/19	W	*at Nevada	71-52
2/23	W	*at Fresno State	65-48
2/28	W	*BOISE STATE	64-53
3/2	W	*UTEP	87-57
3/6	L	+vs. Tulsa	66-63

\* - Western Athletic Conference Game

+ - WAC Tournament (Tulsa, Okla.)

**2002-03**

**Head Coach Janice Richard  
(13-15, 9-9 WAC)**

11/24	W	CAL STATE NORTHRIDGE	76-51
11/29	L	!vs. Baylor	76-46
11/30	L	!vs. Northern Illinois	78-72
12/4	W	OREGON STATE	59-47
12/7	L	at Gonzaga	65-54
12/9	L	at Idaho	73-57
12/19	W	LOYOLA-CHICAGO	85-66
12/21	W	at Southern Utah	84-68
12/30	L	SANTA CLARA	61-54
1/2	W	*BOISE STATE	69-64
1/4	W	*UTEP	83-60
1/9	L	*at Louisiana Tech	83-38
1/11	L	*at SMU	86-77
1/19	L	*at Hawai'i	54-40
1/23	W	*NEVADA	63-60
1/25	W	*FRESNO STATE	66-53
1/30	L	*at Tulsa	89-52

2/1	L	*at Rice	61-58
2/6	L	*SMU	61-58
2/8	L	*LOUISIANA TECH	66-59
2/16	W	*HAWAI'I	71-67
2/20	L	*at Fresno State	96-80
2/22	W	*at Nevada	77-52
2/27	L	*RICE	71-63
3/2	W	*TULSA	88-86 OT
3/6	W	*at UTEP	87-84 OT
3/8	W	*at Boise State	73-61
3/12	L	+vs. Fresno State	63-57

! – GranTree Thanksgiving Classic (Bozeman, Mont.)  
 \* - Western Athletic Conference Game  
 + - WAC Tournament (Tulsa, Okla.)

**2003-04**

**Head Coach Janice Richard  
(16-13, 7-11 WAC)**

11/21	W	at Cal State Northridge	71-54
11/25	L	at California	90-67
12/2	W	SAN FRANCISCO	66-53
12/6	W	NEW MEXICO STATE	69-41
12/9	W	at Sacramento State	70-39
12/19	W	UC IRVINE	68-48
12/21	W	at Santa Clara	75-62
12/27	W	!Yale	71-53
12/28	W	!Marist	59-49
1/3	W	*at Nevada	70-63
1/5	L	*at Fresno State	81-39
1/8	W	*HAWAI'I	73-45
1/15	L	*LOUISIANA TECH	84-71
1/17	W	*SMU	64-59 OT
1/22	W	*at Boise State	76-70
1/24	L	*at UTEP	75-65
1/29	L	*TULSA	82-66
1/31	L	*RICE	74-60
2/6	W	*at Hawai'i	62-50
2/12	L	*at SMU	88-61
2/14	L	*at Louisiana Tech	82-51
2/19	L	*UTEP	51-44
2/21	W	*BOISE STATE	58-48
2/26	L	*at Rice	64-44
2/28	L	*at Tulsa	66-56
3/4	L	*FRESNO STATE	72-60
3/6	W	*NEVADA	81-78 2OT
3/9	W	+vs. Nevada	68-60
3/10	L	+vs. Rice	67-54

! – Doubletree Classic (New Orleans, La.)  
 \* - Western Athletic Conference Game  
 + - WAC Tournament (Fresno, Calif.)

**2004-05**

**Head Coach Janice Richard  
(18-12, 10-8 WAC)**

11/19	W	SACRAMENTO STATE	59-46
11/23	W	at UC Irvine	54-52
11/26	L	HARVARD	75-61
12/2	W	at San Francisco	48-47
12/3	L	SANTA CLARA	75-74
12/7	W	UC DAVIS	70-58
12/11	W	at New Mexico State	54-43
12/19	L	!at Mississippi State	66-60
12/20	W	!vs. Grambling State	63-56
12/30	W	*NEVADA	76-63
1/1	L	*FRESNO STATE	79-63
1/4	W	at Portland State	69-60
1/8	W	*HAWAII	54-49 OT
1/13	L	*at Louisiana Tech	66-52
1/15	L	*at SMU	58-37
1/20	W	*BOISE STATE	64-47
1/22	W	*UTEP	66-51
1/27	W	*at Tulsa	61-53
1/29	W	*at Rice	63-52
2/5	W	*at Hawai'i	56-54
2/10	W	*SMU	63-62 OT
2/12	L	*LOUISIANA TECH	80-51
2/17	L	*at UTEP	66-63
2/19	L	*at Boise State	67-54

2/24	L	*RICE	77-64
2/26	W	*TULSA	79-70
3/3	L	*at Fresno State	73-64
3/5	W	*at Nevada	65-49
3/9	W	+vs. Tulsa	63-60
3/11	L	+vs. Rice	76-68

! – Mississippi State Classic (Starkville, Miss.)  
 \* - Western Athletic Conference Game  
 + - WAC Tournament (Reno, Nev.)

**2005-06**

**Head Coach Janice Richard  
(13-15, 8-8 WAC)**

11/18	W	GONZAGA	69-61
11/21	L	at Cal State Northridge	76-62
11/29	W	PORTLAND STATE	68-62
12/3	L	!vs. Rutgers	76-64
12/4	L	!vs. Vermont	55-52
12/8	L	CALIFORNIA	78-57
12/10	W	COLORADO STATE	78-66
12/17	L	at Santa Clara	81-70
12/23	L	at Gonzaga	68-53
1/5	W	*at Utah State	63-51
1/7	W	*at Nevada	64-56
1/12	W	NORTH DAKOTA STATE	84-78
1/14	W	SOUTH DAKOTA STATE	64-51



*In 2011-12, Brittany Johnson set the then Spartans single-season scoring mark with 603 points. She was a first-team All-WAC honoree and three times that year was named the conference Player of the Week.*

1/19	W	*BOISE STATE	63-57
1/21	W	*IDAHO	61-52
1/26	L	*at Louisiana Tech	74-51
1/28	L	*at New Mexico State	50-47
2/1	W	*at Boise State	69-64
2/4	L	*HAWAII	76-61
2/9	L	*at Idaho	80-62
2/11	L	*FRESNO STATE	63-41
2/16	L	*LOUISIANA TECH	78-48
2/18	W	*NEW MEXICO STATE	58-35
2/22	L	*at Fresno State	77-60
2/25	L	*at Hawai'i	57-49
3/2	W	*NEVADA	53-48
3/4	W	*UTAH STATE	70-49
3/8	L	+vs. Nevada	76-61

! - Hawkeye Challenge (Iowa City, Iowa)

\* - Western Athletic Conference Game

+ - WAC Tournament (Reno, Nev.)

**2006-07**

**Interim Head Coaches**

**Greg Lockridge & Derrick Allen  
(5-27, 4-12 WAC)**

11/11	L	CAL STATE FULLERTON	69-52
11/17	L	CAL STATE NORTHBRIDGE	66-63
11/20	L	at Cal Poly	71-59
11/24	L	!vs. Wisconsin-Milwaukee	66-63
11/25	L	!vs. Bradley	72-56
11/29	L	SAN FRANCISCO	53-48 OT
2/2	L	&vs. Arkansas State	90-71
12/3	L	&vs. Harvard	83-63
12/5	L	WASHINGTON STATE	72-61
12/9	L	at Colorado State	76-57
12/18	L	at North Dakota State	69-61
12/20	L	at South Dakota State	98-63
12/27	W	at Pacific	65-56
12/30	L	SANTA CLARA	71-59
1/4	L	*LOUISIANA TECH	65-52
1/6	L	*NEW MEXICO STATE	59-48
1/11	L	*at Fresno State	61-36
1/13	L	*at Nevada	74-47
1/18	L	*FRESNO STATE	%70-63
1/20	L	*at Utah State	58-50
1/25	W	*HAWAII	57-56
1/27	L	*at New Mexico State	79-53
2/1	L	*IDAHO	72-64
2/3	W	*UTAH STATE	65-57
2/8	L	*at Louisiana Tech	71-67
2/10	L	*at Boise State	82-59
2/17	L	*NEVADA	70-52
2/22	W	*BOISE STATE	68-60
2/24	L	*at Hawai'i	64-53
3/3	L	*at Idaho	69-66

3/6	W	+vs. Idaho	72-66
3/7	L	+vs. Boise State	81-46
! - SMU Hoops for the Cure Classic (Dallas, Texas)			
& - Contra Costa Times Classic (Berkeley, Calif.)			
* - Western Athletic Conference Game			
+ - WAC Tournament (Las Cruces, N.M..)			
% - Result later changed to a forfeit by Fresno State			

**2007-08**

**Head Coach Pam DeCosta  
(3-28, 1-15 WAC)**

11/10	L	at Oregon	67-32
11/13	L	CAL POLY	74-70
11/17	L	at Cal State Fullerton	80-68
11/20	L	PACIFIC	75-74 OT
11/23	L	LONG BEACH STATE	64-60
11/27	L	at Sacramento State	60-57
11/30	W	at Cal State Northridge	59-55
12/6	L	at CSU Bakersfield	89-66
12/9	L	at San Francisco	74-51
12/16	L	at Washington State	78-72 OT
12/19	L	KANSAS	59-52
12/21	L	at Santa Clara	78-58
12/28	L	NORTHERN COLORADO	69-46
1/5	L	*at Utah State	68-58
1/10	L	*at Nevada	72-51
1/19	L	*HAWAII	70-54
1/22	L	*at Fresno State	%81-63
1/24	W	*IDAHO	53-46
1/26	L	*FRESNO STATE	%83-65
1/31	L	*BOISE STATE	78-51
2/2	L	*at New Mexico State	71-60
2/7	L	*NEVADA	78-62
2/14	L	*UTAH STATE	61-60
2/16	L	*at Louisiana Tech	70-54
2/21	L	*NEW MEXICO STATE	81-65
2/23	L	*at Hawai'i	61-47
2/28	L	*at Boise State	74-65
3/1	L	*at Idaho	77-66
3/8	L	*LOUISIANA TECH	78-64
3/11	W	+vs. Idaho	70-63
3/12	L	+vs. Fresno State	%87-76
* - Western Athletic Conference Game			
+ - WAC Tournament (Las Cruces, N.M..)			
% - Result later changed to a forfeit by Fresno State			

**2008-09**

**Head Coach Pam DeCosta  
(2-27, 1-15 WAC)**

11/15	L	OREGON	69-68
11/18	L	at Northern Colorado	101-63
11/21	L	at Long Beach State	83-59
11/23	L	SEATTLE	94-62

11/28	W	SACRAMENTO STATE	49-48
12/3	L	at Kansas	93-49
12/7	L	at Cal State Northridge	69-63
12/12	L	!CALIFORNIA	76-40
12/13	L	!CAL STATE BAKERSFIELD	78-59
12/21	L	at Pepperdine	75-46
12/28	L	&at Loyola Marymount	81-66
12/29	L	&vs. Stony Brook	56-38
1/3	L	SANTA CLARA	56-39
1/8	L	*IDAHO	66-47
1/10	W	*HAWAII	54-50
1/16	L	*at New Mexico State	68-51
1/18	L	*at Louisiana Tech	70-53
1/23	L	*UTAH STATE	64-54
1/25	L	*NEVADA	66-52
1/30	L	*at Fresno State	73-44
2/1	L	*at Nevada	61-50
2/6	L	*at Hawai'i	64-48
2/8	L	*FRESNO STATE	76-47
2/13	L	*at Boise State	58-53
2/15	L	*at Idaho	64-41
2/20	L	*LOUISIANA TECH	87-69
2/22	L	*NEW MEXICO STATE	64-50
2/27	L	*BOISE STATE	56-45
3/5	L	*at Utah State	62-51
3/10	L	+vs. Hawai'i	70-57

! - Basketball By The Bay Classic (San Jose, Calif.)

& - Courtyard By Marriott Tournament (Los Angeles, Calif.)

\* - Western Athletic Conference Game

+ - WAC Tournament (Reno, Nev.)

**2009-10**

**Head Coach Pam DeCosta  
(6-23, 2-14 WAC)**

11/13	L	CAL STATE FULLERTON	79-77
11/17	L	PEPPERDINE	83-66
11/20	L	CAL STATE NORTHBRIDGE	62-61
11/24	W	SAN FRANCISCO	63-51
11/27	L	!vs. Mississippi	78-33
11/28	L	!vs. Fordham	71-64
12/2	L	LOYOLA MARYMOUNT	66-47
12/6	L	DENVER	66-61
12/9	W	at California	68-66
12/18	W	at Sacramento State	84-81
12/22	L	at Colorado	86-50
1/2	W	at Santa Clara	75-64
1/6	L	*NEVADA	64-56
1/9	L	*at Utah State	65-54
1/13	L	*LOUISIANA TECH	92-48
1/20	L	*at Boise State	75-53
1/23	W	*IDAHO	58-53
1/27	L	*at Hawai'i	63-59
1/30	L	*FRESNO STATE	68-31
2/3	L	*NEW MEXICO STATE	68-48

2/6	L	*at Nevada	72-48
2/11	L	*UTAH STATE	66-46
2/14	L	*at Louisiana Tech	81-66
2/17	W	*HAWAI'I	68-61
2/20	L	*BOISE STATE	80-62
2/24	L	*at Idaho	74-59
3/3	L	*at Fresno State	83-47
3/6	L	*at New Mexico State	62-35

! – FAU/Boca Ridge Hotel Tournament (Boca Raton, Fla.)

\* - Western Athletic Conference Game

**2010-11**

**Head Coach Pam DeCosta  
(2-27, 2-14 WAC)**

11/12	L	WEBER STATE	59-50
11/15	L	at San Francisco	71-59
11/19	L	at Pacific	70-57
11/21	L	at Cal State Fullerton	76-45
11/23	L	!at Alaska Anchorage	48-35
11/24	L	!vs. Washington	49-27
12/1	L	at Northern Arizona	67-53
12/5	L	UNLV	80-48

12/11	L	at Denver	64-27
12/18	L	CAL POLY	73-64
12/21	L	UC DAVIS	102-62
12/29	L	MOUNT SAINT MARY'S	72-69
1/2	L	SANTA CLARA	44-37
1/6	L	*LOUISIANA TECH	69-34
1/8	L	*NEW MEXICO STATE	52-46
1/13	L	*at Boise State	83-51
1/20	W	*IDAHO	63-61
1/22	W	*HAWAI'I	53-43
1/27	L	*at Fresno State	65-33
1/29	L	*at Utah State	72-57
2/2	L	*at Idaho	62-41
2/5	L	*NEVADA	66-47
2/10	L	*at Nevada	65-36
2/17	L	*at New Mexico State	54-29
2/19	L	*at Louisiana Tech	62-53
2/24	L	*at Hawai'i	55-53
2/26	L	*BOISE STATE	83-68
3/3	L	*FRESNO STATE	73-47
3/5	L	*UTAH STATE	75-39

! – Great Alaska Shootout (Anchorage, Alaska)

\* - Western Athletic Conference Game

**2011-12**

**Head Coach Tim La Kose  
(11-19, 6-8 WAC)**

11/13	L	SAN FRANCISCO	88-77
11/16	L	at UC Davis	80-60
11/19	L	at UNLV	78-41
11/23	L	EASTERN ILLINOIS	93-71
11/26	L	!vs. American	49-46
11/27	L	!at Cal Poly	71-55
12/1	W	NORTHERN ARIZONA	74-64
12/3	L	at Weber State	69-67
12/7	L	at Cal State Northridge	85-55
12/17	W	at Santa Clara	74-53
12/19	W	AIR FORCE	68-53
12/22	L	CAL STATE FULLERTON	81-65
12/31	L	BROWN	61-47
1/3	W	at Southern Utah	70-68
1/5	W	at Utah Valley	57-45
1/14	W	*HAWAI'I	83-67
1/19	W	*NEW MEXICO STATE	67-62
1/21	L	*LOUISIANA TECH	70-64
1/26	L	*at Fresno State	76-49



The 1978-79 Spartans featured three future San José State Hall of Fame players; Karen Mason (#13), Elinor Banks (#31) and Wanda Thompson (#25). The team was led by Hall of Fame coach Sharon Chatman and won a school record 24 games.



1/28	W	*at Nevada	86-79
2/2	L	*UTAH STATE	78-73
2/4	L	*IDAHO	67-63
2/11	W	*at Hawai'i	67-58
2/16	L	*at Louisiana Tech	73-68
2/18	L	*at New Mexico State	56-55
2/22	W	*NEVADA	70-63
2/25	W	*FRESNO STATE	62-61
3/1	L	*at Idaho	70-65
3/3	L	*at Utah State	84-71
3/7	L	+vs. Idaho	67-63

! - Cal Poly Thanksgiving Tournament (San Luis Obispo, Calif.)

\* - Western Athletic Conference Game

+ - WAC Tournament (Las Vegas, Nev.)

**2012-13**

**Head Coach Tim La Kose  
(11-19, 8-10 WAC)**

11/9	W	SAN FRANCISCO STATE	70-51
11/15	W	UTAH VALLEY	81-72
11/17	L	at Evansville	74-65
11/19	L	at Eastern Illinois	88-67
11/25	L	at San Diego	91-52
12/1	W	CAL STATE NORTHRIDGE	73-63
12/3	L	PACIFIC	74-60
12/8	L	SOUTHERN UTAH	93-82
12/12	L	SANTA CLARA	62-47
12/15	L	at San Francisco	92-64
12/22	L	at Cal State Fullerton	60-59
12/29	W	*TEXAS STATE	98-96
12/31	L	*UTSA	57-54
1/3	L	*at Idaho	82-65
1/5	L	*at Seattle U.	72-60
1/12	W	*UTAH STATE	103-80
1/17	W	*DENVER	68-67
1/19	W	*NEW MEXICO STATE	51-50
1/24	L	*at Louisiana Tech	94-80
1/26	W	*at UT Arlington	78-70
1/31	W	*SEATTLE U.	74-65
2/2	L	*IDAHO	83-66
2/9	L	*at Utah State	87-54
2/14	L	*at New Mexico State	90-70
2/16	L	*at Denver	83-68
2/28	W	*UT ARLINGTON	71-49
3/2	W	*LOUISIANA TECH	60-58
3/7	L	*at UTSA	64-60
3/9	L	*at Texas State	100-67
3/13	L	+vs. Idaho	57-55

\* - Western Athletic Conference Game

+ - WAC Tournament (Las Vegas, Nev.)

**2013-14**

**Head Coach Jamie Craighead  
(11-19, 5-13 MW)**


11/8	W	SAN FRANCISCO STATE	100-78
11/12	W	at Santa Clara	97-93
11/15	L	UC RIVERSIDE	105-74
11/17	W	EVANSVILLE	90-84
11/20	W	SAN FRANCISCO	98-79
11/23	L	SAN DIEGO	88-60
11/26	L	at UC Davis	95-61
12/3	L	at #9 Baylor	113-73
12/7	L	at Sacramento State	103-99
12/18	W	GEORGIA STATE	95-81
12/21	W	KANSAS CITY	81-76
1/1	L	*at Nevada	101-74
1/4	L	*Utah State	78-65
1/8	L	*at Colorado State	101-60
1/11	L	*at New Mexico	80-68

1/15	W	*Air Force	79-70
1/18	W	*Wyoming	74-68
1/22	L	*at San Diego State	88-65
1/25	L	*Boise State	90-69
1/29	L	*at UNLV	90-76
2/1	L	*vs. New Mexico&	76-73
2/8	W	*Fresno State	68-66
2/12	W	*at Air Force	84-71
2/15	L	*at Wyoming	103-80
2/19	L	*Nevada	99-95
2/26	L	*San Diego State	77-63
3/1	L	*at Utah State	96-67
3/4	W	*Colorado State	65-64
3/7	L	*at Fresno State	107-80
3/10	L	at UNLV+	78-75

\* - Mountain West Conference Game

& - Played at De Anza College (Cupertino, Calif.)

+ - Reese's Mountain West Championship (Las Vegas, Nev.)



*Tatiana Taylor (2001-04) set the Spartans then single-game record for field goal percentage when she hit on 11-of-13 shots (.846) against Boise State (1/22/04) and her .492 career shooting percentage is third-best in San José State history.*

*Her 1,165 career points are 14th most all-time and she ranks seventh in rebounds (692), seventh in free throw attempts (394), eighth made free throws (255) and tenth in field goals (455).*

**2014-15****Head Coach Jamie Craighead  
(15-17, 7-11 MW)**

11/14	L	at Utah	100-87 (OT)
11/16	W	COLUMBIA	119-76
11/20	L	at UC Riverside	100-80
11/22	W	at UC Irvine	91-65
11/28	L	at #14 California&	110-87
11/29	W	vs. Cincinnati&	79-54
12/2	W	SOUTHERN OREGON	110-91
12/5	L	at Colorado	97-89 (OT)
12/10	W	UC DAVIS	89-75
12/20	L	at San Francisco	77-62
12/22	W	SACRAMENTO STATE	102-94
12/31	W	*UTAH STATE	62-58
1/3	L	*at Wyoming	96-60
1/7	W	*AIR FORCE	91-64
1/10	L	*UNLV	72-68 (OT)
1/14	L	*at Fresno State	58-46
1/17	L	*at Colorado State	77-59
1/21	W	*BOISE STATE	88-78
1/28	L	*at Air Force	83-80
1/31	L	*NEW MEXICO	64-62
2/4	W	*FRESNO STATE	56-51
2/7	W	*at Nevada	80-77 (OT)
2/14	L	*WYOMING	71-61
2/18	L	*at Utah State	85-80
2/21	L	*at San Diego State	71-61
2/25	L	*COLORADO STATE	85-76
2/28	W	*NEVADA	81-72
3/3	L	*at Boise State	91-76
3/6	W	*at UNLV	99-97
3/9	W	vs. Utah State+	99-85
3/10	W	vs. Colorado State+	64-55
3/11	L	vs. Boise State+	76-67

\* - Mountain West Conference Game

&amp; - Cal Classic (Berkeley, Calif.)

+ - Mountain West Championship (Las Vegas, Nev.)

**2015-16****Head Coach Jamie Craighead  
(13-17, 11-7 MW)**

11/13	W	SOUTHERN OREGON	92-78
11/15	L	at Saint Mary's	91-81
11/22	L	at CSU Bakersfield	90-88 (OT)
11/27	L	at Washington State	95-80
11/30	L	at Oregon	104-74
12/6	L	SAN FRANCISCO	82-78
12/8	L	SOUTH DAKOTA	87-77
12/12	L	at Pacific	81-69
12/17	L	NEW MEXICO STATE	75-66
12/20	W	UC IRVINE	79-58
12/22	L	HAWAII	76-73
12/30	W	at Utah State*	86-74

1/2	W	AIR FORCE*	81-60
1/6	W	SAN DIEGO STATE*	78-73
1/9	L	at Colorado State*	76-54
1/13	W	at Wyoming*	67-66
1/16	L	FRESNO STATE*	59-54
1/20	L	BOISE STATE*	78-75
1/23	L	at New Mexico*	71-57
1/27	L	COLORADO STATE*	80-78
1/30	W	at Air Force*	72-49
2/3	W	at Fresno State*	66-64
2/10	W	UNLV*	69-61
2/13	W	NEW MEXICO*	59-58
2/17	W	at Nevada*	76-63
2/20	L	at San Diego State*	87-70
2/27	W	UTAH STATE*	83-65
3/1	W	WYOMING*	65-51

3/4	L	at Boise State*	81-69
3/8	L	vs. New Mexico+	65-51

\* - Mountain West Conference Game

+ - Mountain West Championship (Las Vegas, Nev.)

**2016-17****Head Coach Jamie Craighead  
(11-21, 7-11 MW)**

11/11	L	at New Mexico State	66-55
11/13	L	at #16 Arizona State	82-37
11/18	L	PACIFIC	99-96 (OT)
11/20	W	SANTA CLARA	75-64
11/25	W	at Hawai'i^	77-61
11/26	L	vs. #7 Mississippi State^	88-51
11/27	L	vs. Oregon^	91-62



*Inducted on September 2, 2005, San José State Sports Hall of Famer Wanda Thompson (1978-81) is the only basketball player in school history, male or female, to have more than 100 steals in two different seasons and more than 150 assists in each of their four seasons of eligibility.*

*She still holds the single-season records for assists (211) and steals (136) as well as the career records in both categories; 742 assists and 434 steals.*

12/3	L	SAINT MARY'S	85-64
12/6	L	at San Francisco	79-71
12/9	L	at Nebraska	83-61
12/11	L	at South Dakota	84-69
12/18	W	STANISLAUS STATE	90-85
12/29	W	NEVADA*	107-84
1/4	L	at Colorado State*	70-67 (OT)
1/7	L	at Fresno State*	88-74
1/11	W	SAN DIEGO STATE*	81-80 (OT)
1/14	W	AIR FORCE*	86-74
1/18	L	at Wyoming*	89-60
1/21	L	at Boise State*	86-64
1/25	L	COLORADO STATE*	68-56
1/28	W	at UNLV*	76-65
2/4	L	NEW MEXICO*	82-72
2/8	W	at San Diego State*	99-90
2/11	L	UNLV*	63-55
2/15	W	FRESNO STATE*	77-68 (OT)
2/18	W	at Air Force*	83-67
2/22	L	at Utah State*	82-78
2/25	L	BOISE STATE*	69-61
2/28	L	at Nevada*	108-85
3/3	L	WYOMING*	68-59
3/6	W	vs. San Diego State+	76-58
3/7	L	vs. Colorado State+	65-60

^ - Rainbow Wahine Showdown (Honolulu, Hawai'i)

\* - Mountain West Conference Game

+ - Mountain West Championship (Las Vegas, Nev.)