



SAN JOSÉ STATE **SPARTANS**



2015-16 WOMEN'S BASKETBALL
MEDIA GUIDE

BLUE COLLAR GOLD STANDARD

Nov. 1	Sonoma State (Exhibition)	The Event Center	2:00 p.m.
Nov. 9	Holy Names (Exhibition)	The Event Center	7:00 p.m.
Nov. 13	Southern Oregon	The Event Center	7:00 p.m.
Nov. 15	at Saint Mary's	Moraga, Calif.	1:00 p.m.
Nov. 22	at CSU Bakersfield	Bakersfield, Calif.	1:00 p.m.
Nov. 27	at Washington State	Pullman, Wash.	7:00 p.m.
Nov. 30	at Oregon	Eugene, Ore.	8:00 p.m.
Dec. 6	San Francisco	The Event Center	2:00 p.m.
Dec. 8	South Dakota	The Event Center	7:00 p.m.
Dec. 12	at Pacific	Stockton, Calif.	2:00 p.m.
Dec. 17	New Mexico State	The Event Center	7:00 p.m.
Dec. 20	UC Irvine	The Event Center	2:00 p.m.
Dec. 22	Hawai'i	The Event Center	3:00 p.m.
Dec. 30	at Utah State*	Logan, Utah	6:00 p.m.
Jan. 2	Air Force*	The Event Center	2:00 p.m.
Jan. 6	San Diego State*	The Event Center	7:00 p.m.
Jan. 9	at Colorado State*	Fort Collins, Colo.	1:00 p.m.
Jan. 13	at Wyoming*	Laramie, Wyo.	6:00 p.m.
Jan. 16	Fresno State*	The Event Center	2:00 p.m.
Jan. 20	Boise State*	The Event Center	7:00 p.m.
Jan. 23	at New Mexico*	Albuquerque, N.M.	2:00 p.m.
Jan. 27	Colorado State*	The Event Center	7:00 p.m.
Jan. 30	at Air Force*	Colorado Springs, Colo.	6:00 p.m.
Feb. 3	at Fresno State*	Fresno, Calif.	7:00 p.m.
Feb. 10	UNLV*	The Event Center	7:00 p.m.
Feb. 13	New Mexico*	The Event Center	2:00 p.m.
Feb. 17	at Nevada*	Reno, Nev.	6:30 p.m.
Feb. 20	at San Diego State*	San Diego, Calif.	2:00 p.m.
Feb. 27	Utah State*	The Event Center	2:00 p.m.
Mar. 1	Wyoming*	The Event Center	7:00 p.m.
Mar. 4	at Boise State*	Boise, Idaho	6:00 p.m.
Mar. 7-12	TBA	Mountain West Championship Las Vegas, Nev.	TBA



Contents

San José State University	2-3
The Mountain West	4-5
Coaches	
Head Coach Jamie Craighead	6-7
Assistant Coach Dan Muscatell	8
Assistant Coach Jourdan Willard.....	9
Assistant Coach Alle Moreno	10
Support Staff	11
2015-16 Spartans	
Roster Breakdown	14
Radio/TV Roster	15
Riana Byrd	16-17
Nyre Harris	18-19
Emily Vann	20-21
Ellie Stevens	22-23
Paris Baird	24-25
Aniya Baker	26-27
Hallie Gennett.....	28-29
Kalie Matthews.....	30-31
Dezz Ramos	32-33
Emily Schill	34-35
Jasmine Smith	36-37
Rachol West	38-39
Myzhanique Ladd	40-41
Andrea Kholhaas.....	42-43
2014-15 Review	
Season Box Score	46
Conference Box Score	47
Schedule/Results & Leaders.....	48
Points-Rebounds-Assists.....	49
Record Book	
1,000-Point Club	52-53
Career Records	54-55
Single-Season Records.....	56-57
Individual Records	58
Team Records	59
The Event Center Records	60
Top Scoring & Rebounding Games	61
Spartan Honors	62-63
All-Time Roster	64-65
Coaching Records	66
All-Time Series	67
All-Time Series Scores	68-77
All-Century Team	78
Year-By-Year Scores	79-90

Credits

The 2015-16 San José State University women's basketball media guide was produced by the schools athletics media relations department.

Cover design by Enki Tovuuch. Photography by Terrell Lloyd.

Inside photography by Terrell Lloyd, Kym Fortino, Vernon McKnight, Wayne Salvatore, Ron Fried, San José State University.

San José State does not discriminate on the basis of race, color, religion, national origin, sex, sexual orientation, marital status, pregnancy, age, disability, disabled veteran's or Vietnam veteran's status. This policy applies to all San José State student and staff programs and activities. Questions regarding this policy should be directed to the Director of the Office of Equal Employment Opportunity/Affirmative Action, SJSU, San Jose, CA 95192, (408) 924-1115.

San José State University



Annually ranked among the top-10 masters-level public universities in the West by *U.S. News & World Report's* survey of "America's Best Colleges".





**Interim President
Dr. Susan Martin**



**Athletics Director
Gene Bleymaier**



San José State is the number one supplier of education, engineering, computer science and business graduates to Silicon Valley, the world's high-tech capital.



The Mountain West



From its inception in 1999, the Mountain West (MW) has been committed to excellence in intercollegiate athletics, while promoting the academic missions of its member institutions. Progressive in its approach, the MW continues to cultivate opportunities for student-athletes to compete at the highest level, while fostering academic achievement and sportsmanship. Now in its 17th year, the MW has been assertive in its involvement with the NCAA governance structure and has taken a leadership role in the overall administration of intercollegiate athletics.

The Mountain West has marked several achievements over its first 16 years of existence, most notably becoming the first to establish a sports television network dedicated solely to an intercollegiate athletic conference (The Mtn.). The Mountain West also was the first to experiment with the coaches' challenge in the college football instant replay system, and was the first non-automatic-qualifying BCS conference to participate in four BCS bowl games, winning three. Additionally, the Mountain West was the first conference to have a member institution with No. 1 overall picks in both the NFL and NBA drafts in the same year (Utah's Alex Smith and Andrew Bogut, respectively in 2005). With San Diego State's Stephen Strasburg claiming the No. 1 pick in the 2009 MLB Draft, the Mountain West is one of two conferences to have the No. 1 selection in each of the NFL, NBA and MLB drafts since the MW was founded in 1999. In 2011-12, the Mountain West was among the first conferences to implement a league-wide state-of-the-art basketball instant replay system.

The Mountain West is noted for its geographic diversity. Some of the most beautiful terrain and landscapes in the nation can be found within Mountain West boundaries, including the majestic Rocky Mountain range, which borders five MW institutions (Air Force, Boise State, Colorado State, New Mexico and Utah State). The high plains of Wyoming (elevation 7,220 feet – the highest Division I campus in the nation) contrast with the desert cities of Las Vegas and Reno, home to UNLV and Nevada, respectively, while Fresno State, San Diego State and San José State add a West Coast influence with their locations in Central, Southern and Northern California. The inclusion of the Hawai'i football program extends the Mountain West footprint to the beautiful islands in the Pacific Ocean.

ACADEMIC CONSORTIUM

From the outset, Mountain West member institutions have been committed to creating strong academic relationships, as well as athletic competition. To that end, the chief academic officers of each institution have explored academic exchange programs, library crossovers and shared research. In addition, the faculty athletics representatives routinely provide academic assistance and test-taking services for student-athletes visiting from fellow member institutions for competition.



OPPORTUNITY

The Mountain West provides a first-class athletic and academic experience for more than 5,100 student-athletes each year. Over the past 16 years, 42 Mountain West student-athletes have earned NCAA Postgraduate Scholarships, and since the league's inception in 1999, an additional 30 student-athletes have been named MW Scholar-Athlete of the Year and awarded league-sponsored postgraduate scholarships. Three Mountain West student-athletes have earned distinction as Rhodes Scholars.

The Mountain West



Conference student-athletes are also given a voice regarding pertinent issues within the MW and NCAA governance structure through representation on the Student-Athlete Advisory Committee (SAAC). The Mountain West SAAC consists of 23 representatives: two from each full member institution and one faculty athletics representative. The committee reviews and reacts to legislation and to other topics referred by the Conference constituent group or committees related to the student-athlete experience.

Wyoming won the MW's first WNIT championship in 2007 with a win over Wisconsin. In women's volleyball, the MW has had 38 NCAA bids with nine Sweet 16 berths and one Elite Eight appearance. Women's soccer has earned 29 NCAA bids since 1999, with two Sweet 16 berths and one Elite Eight appearance. MW men's golf has had at least three representatives NCAA Golf Regionals in each of its 16 years, while women's golf has had at least three teams participate in NCAA Regionals 13 of the last 16 years.

SPORTSMANSHIP

Named for Sports Ethics Fellow by the Institute for International Sport in 1998, Commissioner Craig Thompson has been a driving force for sportsmanship within intercollegiate athletics. As part of its continuing growth and development, the Mountain West implemented an extensive Sportsmanship Initiative, endorsed by both the MW Joint Council and MW Board of Directors. The program is made up of several elements, which are both practical and philosophical in nature. While the MW has significant penalties in place to deal with violations, the Sportsmanship Initiative is primarily promotional and educational in nature. The goal is to develop an environment that fosters appropriate behavior from all Conference constituencies.



ACHIEVEMENT

The MW has produced 882 All-America selections among its 18 sponsored sports (men's swimming was discontinued as a Conference sport following the 2010-11 season) in the last 16 years, including a league-record 83 All-America honorees in 2010-11. A total of 156 MW student-athletes have also earned Academic All-America accolades in that span. The Mountain West has sent at least 25 teams to NCAA postseason event in each of the past 16 years, capturing three team national championships in women's cross country and producing 36 individual national championships in the sports of men's golf, men's cross country, and men's and women's indoor track & field and outdoor track & field.

Mountain West members have participated in 69 bowl games under the league umbrella, including four appearances in BCS games and one CFP game. The MW has earned 76 postseason bids in men's basketball, including 43 NCAA Tournament appearances and two NIT Final Four berths. MW women's basketball has tallied 67 postseason slots, including 34 NCAA bids, five Sweet 16 appearances and one Elite Eight berth since 2000.



Jamie Craighead

Head Coach | Third Year | Oregon, 2002

Coaching Staff

The Spartans

2014-15 Review

Record Book

On September 16, 2013, Jamie Craighead, who coaches an up-tempo offense and stifling defense, was named the eighth head women's basketball coach at San José State University.

Entering her third season leading the Spartans, Craighead's teams have set and then broken the program's record for points scored in a season, which currently stands at 2,511, and in 2014-15 set a San José State and Mountain West Conference single-game record when the Spartans scored 119 points in a win over Columbia.

Under Craighead's guidance the Spartans reached the semifinals of the 2015 Mountain West Championship Tournament. It marked just the second time in the 41-year history of the program that the team advanced that far in its conference championship tournament. In addition, the team's 15 wins were the most since the 2004-05 team won 18 games.

The 2013-14 squad established single-season marks for free throws attempted (726) and made (493) as well as three-pointers attempted (793) and made (245). In 2014-15, the Spartans set new marks for three-pointers attempted (872) and made (271), assists (501) and total field goal attempts (2,262).

In her two seasons, Craighead's players have earned four conference post-season awards for their play on the court. In addition, they have earned 13 Academic All-Mountain West (3.0+ GPA) and four Mountain West Scholar-Athlete honors (3.5+ GPA), two Dean's Scholar (3.65+ GPA) and one President's Scholar designation (4.0 GPA+) as well as an Arthur Ashe, Jr. Sport-Scholar Award and a first-team Capital One Academic All-District VIII honor. Finally, Ta'Rea Cunnigan, the school's all-time leader in scoring, graduated Magna Cum Laude in 2015.

Craighead came to San José State after spending four seasons at Sacramento State (2009-10-to-2012-13), where she was the winningest women's head basketball coach in 20 years and the only coach to post a winning conference record at Sacramento State since they entered the Big Sky Conference in the 1996-97 season. Under her guidance the Hornets reached the Big Sky Conference Tournament for just the fifth (2012) and sixth (2013) times in program history. In those appearances, Sacramento State earned its first tournament wins and reached the semi-final round both years.

The youngest head coach in Division I when she took over the Hornets, Craighead's teams, playing a fast-break type offense, led the Big Sky Conference in scoring in each of her four seasons.

Sacramento State set several program records in 2012-13 including field goals made, assists, blocked shots and fewest turnovers committed. In addition, the team's 19 wins equaled the program's single-season record, which was set in the 1990-91 season. The Hornets led the Big Sky in points, 3-pointers, and assists and on the defensive end, topped the league in steals and blocks.

Also in 2012-13, Craighead coached Kylie Kuhns and Megan Kritscher, two of the top post players in the Big Sky Conference. Kuhns, at only six feet tall, broke the school and Big Sky career rebounding records during the year, while also leading the team in scoring. For her efforts, Kuhns earned All-Big Sky first-team honors. Kritscher shattered the Big Sky single-season blocks record and ranked fourth in the NCAA in blocks per game for the season.

In four seasons, nine of her players garnered All-Big Sky honors. She coached 2011-12 Big Sky Freshman of the Year Fantasia Hilliard, and 23 of her athletes received Academic All-Big Sky Conference honors for their work in the classroom.

Prior to accepting the top job at Sacramento State, Craighead spent the 2007-08 season as an assistant for the Hornets before being promoted to Associate Head Coach the following year.



Coaching Staff

The Spartans

2014-15 Review

Record Book

Dan Muscatell

Assistant Coach | Second Year | Western Washington, 1983



The 2015-16 season is the second in which Dan Muscatell serves the San José State women's basketball team as an assistant coach.

Muscatell's primary responsibilities are scouting, scheduling, coaching the team's half-court defense and rebounding. In addition, he assists in recruiting as well as game and practice film breakdown and is the program's camp coordinator and team camp director.

Muscatell comes to San José State after five seasons (2010-14) as an assistant at Oregon. Among other student athletes, he recruited Jillian Alleyne to Eugene, Ore. In 2013-14, Alleyne was honored with several national awards including Honorable Mention All-American from both the *Associated Press* and *FullCourt.com*. Alleyne set Pac-12 and program records for rebounds (494) and double-doubles (28) in a season as well as a single-game rebounding record (27). In his five years at Oregon, Duck players earned all-conference recognition 15 times and 22 times were honored for their academic excellence.

Prior to Oregon, Muscatell spent six years (2004-09) as head coach at Sacramento State, the final two with Craighead as an assistant on his staff. He coached seven student-athletes to All-Big Sky honors, including 2004-05 conference Newcomer of the Year Kim Sheehy. Off the court, 24 players received Big Sky all-academic accolades, culminating in 2009 with their second consecutive NCAA Academic Performance Program Public Recognition Award. Of 21 student-athletes that reached senior eligibility 20 graduated.

Prior to Sacramento State, he spent four years as an assistant coach at Oregon (1999-03) and among his recruits and players was Jamie Craighead. During his tenure the program won a Pac-10 championship (2000) while compiling 74-49 overall and 42-30 conference records. The team made three postseason appearances during that four-year stretch. They participated in the 2000 and 2001 NCAA Tournaments and were champions of the 2002 WNIT Tournament.

Muscatell was responsible for bringing in one of the nation's top recruiting classes in 2001. He has coached or recruited six former WNBA players along with current New York Liberty forward Catherine Kraayeveld.

A graduate of Western Washington University with a bachelor's degree in physical education/psychology (1983) and a master's degree in administration (1990), Muscatell and his wife, Terri, have three children: Keely, Jessica and Drew.

Coaching Staff

The Spartans

2014-15 Review

Record Book

Jourdan Willard

Assistant Coach | Third Year | Sacramento State, 2009

In 2015-16, Jourdan Willard enters her third season as an assistant coach with the San José State women's basketball program.

Willard's primary responsibilities for the Spartans include coordinating all recruiting efforts, serving as the program's academic coordinator as well as on court player development and assisting with the offense. Among other responsibilities with the team, she also serves as the director of the Spartans' elite camps.

Willard came to the Spartans after spending five years working on the women's basketball staff at Sacramento State. She began her coaching career as an undergraduate assistant for the Hornets in 2008-09 and was elevated to the team's director of basketball operations the following season. In 2010-11 she was appointed as an assistant coach and held that position for the next three seasons primarily developing the program's perimeter players.

In 2012-13, Willard mentored one of the top players in the Big Sky Conference in Kylie Kuhns. Kuhns broke the school and Big Sky career rebounding records during the year while also leading the team in scoring. For her efforts, Kuhns earned All-Big Sky first-team honors.

Willard began her collegiate playing career at Nevada (2005 & 2006). She then transferred to Sacramento State and played parts of two seasons (2007 & 2008) before her career was cut short by injury.

Willard earned a degree in business/marketing from Sacramento State in 2009 and is currently working on a master's degree in education with an emphasis in gender equity from the same institution.



Alle Moreno

Assistant Coach | First Year | Sacramento State, 2014



Coaching Staff

The Spartans

2014-15 Review

Record Book

On July 1, 2015, Alle Moreno was named assistant coach for the San José State women's basketball programs.

A graduate manager with the Spartans for the 2014-15 season, the majority of Moreno's time will now focus on recruiting, coordinating team travel and directing youth camps. In addition, she has responsibilities for film breakdown and fundraising.

Moreno came to San José State after earning a degree in criminal justice from Sacramento State in 2014. As a four-year member of the Hornets women's basketball team, she enjoyed one of the most accomplished careers in the program's history. Moreno completed her eligibility ranked seventh on Sacramento State's career scoring list with 1,280 points.

In addition, she finished her playing career in the top-10 of six other statistical categories including holding the program's career marks for steals (223), 3-pointers (238) and 3-point attempts (808). Three of her season (2011-13) she played for Spartans' head coach Jamie Craighead,

A two-time All-Big Sky performer and a member of the 2013 Big Sky All-Tournament Team, Moreno excelled in the classroom as well where she was a four-time Academic All-Big Sky honoree.

The 2010 graduate of Saint Mary's High School in Stockton, Calif., she was a member of that year's high school national championship team as well as state championship squads in 2009 and 2010.

Moreno is enrolled at San José State and is pursuing a graduate degree in business administration.

Support Staff



Chereese Thomas
Director of Basketball Operations
San José State (2014)



Carly Allinson
Athletic Trainer
Chapman University (2013)



Samuel Freund
Equipment Manager
Ithaca College (2012)
Northeastern University (2014)



Mike Nicolini
Athletic Performance
University of Redlands (2011)

2015-16 Spartans





NO NAME PRONOUNCIATION

3 Paris Baird	BARE-d
10 Aniya Baker	ann-EYE-ah
44 Riana Byrd	REE-ahn-ah
23 Hallie Gennett	HAL-lee
5 Nyre Harris	NYE-ree
2 Andrea Kohlhaas	ahn-DRAY-uh COAL-ha-ss
1 Myzhanique Ladd	MY-zha-knee-kah
22 Kalie Matthew	KAY-lee
21 Dezz Ramos	RAH-mos
12 Emily Schill	skill
11 Jasmine Smith	
24 Ellie Stevens	
15 Emily Vann	
20 Rachol West	rachel
HC Jamie Craighead	
AC Dan Muscatell	MUH-ska-tell
AC Jourdan Willard	jordan
AC Alle Moreno	AL-ee

BY CLASS

SENIORS - 3

Riana Byrd, Nyre Harris, Ellie Stevens, Emily Vann

JUNIORS - 9

Paris Baird, Aniya Baker, Hallie Gennett, Kalie Matthews, Dezz Ramos, Emily Schill, Jasmine Smith, Rachol West

SOPHOMORES - 1

Myzhanique Ladd

FRESHMAN - 1

Andrea Kohlhaas

BY POSITION

GUARDS - 6

Aniya Baker, Nyre Harris, Andrea Kohlhaas, Myzhanique Ladd, Dezz Ramos, Rachol West

FORWARDS - 6

Paris Baird, Hallie Gennett, Kalie Matthews, Jasmine Smith, Ellie Stevens, Emily Vann

CENTERS - 2

Riana Byrd, Emily Schill



No.	Name	Pos.	Ht.	Cl.	Hometown	Last School
1	Myzhanique Ladd	G	5-8	So.	Seattle, Wash.	Cleveland HS
2	Andrea Kohlhaas	G	5-7	Fr.	Besigheim, Germany	Otto Hahn Gymnasium
3	Paris Baird	F	6-2	Jr.	Van Nuys, Calif.	Windward School
5	Nyre Harris	G	5-8	Sr.	Stockton, Calif.	Arizona
10	Aniya Baker	G	5-9	Jr.	Perris, Calif	UC Davis
11	Jasmine Smith	F	6-0	Jr.	Burbank, Calif.	Bellarmine Jefferson HS
12	Emily Schill	C	6-0	Jr.	Tecoma, Australia	Boxhill Senior Academy
20	Rachol West	G	5-10	Jr.	Bakersfield, Calif.	Garces Memorial HS
21	Dezz Ramos	PG	5-7	Jr.	West Valley, Utah	Weber State
22	Kalie Matthews	F	6-0	Jr.	Glendale, Ariz.	Weber State
23	Hallie Gennett^	F	5-11	Jr.	Post Falls, Idaho	Sacramento State
24	Ellie Stevens	F	6-0	Sr.	Ocean Grove, Australia	Lamar CC
15	Emily Vann	F	6-2	Jr.	Martinez, Calif.	UC Davis
44	Riana Byrd	C	6-1	So.	Richmond, Calif.	Inderkum HS

^ - Serving a YIR in 2015-16 due to NCAA transfer rules

Head Coach: Jamie Craighead (Oregon, 2002)
Assistant Coaches: Dan Muscatell (Western Washington, 1983)
 Jourdan Willard (Sacramento State, 2009)
 Alle Moreno (Sacramento State, 2014)
Director of Operations: Chereese Thomas (San José State, 2014)
Athletic Trainer: Carly Allinson (Chapman, 2013)
Athletic Performance: Michael Nicolini (University of Redlands, 2011)



#1 Myzhanique Ladd
5-8 | G | So
Seattle, Wash.



#2 Andrea Kohlhaas
5-7 | G | Fr
Besigheim, Germany



#3 Paris Baird
6-2 | F | Jr
Van Nuys, Calif.



#5 Nyre Harris
5-8 | G | Sr
Stockton, Calif.



#10 Aniya Baker
5-8 | G | Jr
Perris, Calif.



#11 Jasmine Smith
6-0 | F | Jr
Burbank, Calif.



#12 Emily Schill
6-2 | C | Jr
Tecoma, Victoria, Australia



#15 Emily Vann
6-0 | F | Sr
Martinez, Calif.



#20 Rachol West
5-10 | G | Jr
Bakersfield, Calif.



#21 Dezz Ramos
5-7 | PG | Jr
West Valley, Utah



#22 Kalie Matthews
6-0 | F | Jr
Glendale, Ariz.



#23 Hallie Gennett
5-11 | F | Jr
Post Falls, Idaho



#24 Ellie Stevens
6-0 | F | Sr
Ocean Grove, Victoria, Australia



#44 Riana Byrd
6-2 | C | Sr
Richmond, Calif.



Jamie Craighead
Head Coach

Coaching Staff

The Spartans

2014-15 Review

Record Book

SPARTAN NOTES:

In her fourth season as a Spartan...holds San José State career record for blocked shots (163) and the single-season record (64)...third on the career rebounding list with 819... 327 rebounds in 2012-13 are a freshman record and are second on the single season list...276 boards in 2013-14 are eighth in the San José State single-season list...43 blocked shots in 2013-14 are good for ninth on the team's single-season list. . . could become the second player in San José State women's basketball history to reach 1,000 career points and 1,000 career rebounds.

2014-15:

Made 21 starts in 32 appearances. . . averaged 7.2 points, 6.8 rebounds and 1.8 blocks in 18 minutes per game. . . broke the program's career blocked shot record vs. Utah State (3/9) . . . led the team and finished the season fourth in the MW in blocks. . . 16 rebounds versus Wyoming (2/14), a team-high, one of five double figure rebounding efforts. . . 6.8 rebounds per game ranked second on the team and 12th in the MW. . . eighth in the league and led the team in offensive rebounds (2.5/g) . . . second on team in defensive rebounds (4.1/g) which ranked 12th in the league. . . moved from eighth to third place on the program's career rebounds list. . . shot 44.3 percent, second best on the team. . . single-game high 18 points versus Air Force (1/7) . . . season-high three steals versus Utah State (3/9) had three double-doubles on the year versus UNLV (1/10), Fresno State (2/4) and Wyoming (2/14).

2013-14:

Appeared in 29 games and made 28 starts...averaged 8.5 points, 9.5 rebounds, 1.5 blocks and 1.3 assists in 23.7 minutes per game...led the team in defensive & total rebounds as well as blocks...finished second in the MW in total rebounds and defensive boards (6.1/g)...first in offensive rebounds (3.4/g) and third in blocks (1.5/g)...six double doubles, second on the team and third in conference...20 rebounds vs. Colorado State (3/4) was MW high...double digits rebounds in 13 games, second most in MW...reached the 500-career points with 16 vs. Wyoming (1/18)...double digits in points 12 times with season-high 19 vs. Kansas City (12/21), where she also grabbed 18 rebounds...season-best six steals vs. Wyoming...became the fourth player in program history to reach the 100-shots blocked plateau for her career.

2012-13:

Made 28 starts in 30 appearances...averaged 11.4 points, 10.9 rebounds, 2.1 blocks, 1.7 steals and 0.8 assists in 28.4 minutes per game...set the program single-season blocks (64) and blocks per game average (2.1) records...set the San Jose State freshman rebounding record (327)...19 rebounds against Cal State Northridge (12/1) equaled an Event Center record as did eight steals against UTSA (12/31)...led the WAC in rebounds, blocked as well as offensive (3.93) and defensive rebounds (6.76) and ranked 18th in scoring...13 double-doubles, 10 which came in WAC play...season-high 24 points against Southern Utah (12/8)...blocked a single-game high six shots at San Francisco (12/15)...dished out a season-best three assists at New Mexico State (2/14)...finished the season ranked NO. 25 in the nation in rebounding and NO. 28 in blocks.

HIGH SCHOOL: A 2012 graduate of Inderkum High School (coach Phillip Hampton) in Sacramento, Calif....a four-year letterwinner, her teams went a combined 86-26 overall, 38-4 in Tri-County League play...averaged double-figure scoring and rebounding each of her four years...a three-time Tri-County League champion, earned League MVP honors as a freshman, junior and senior and was team MVP in each of those years...set team records for points, field goals, field throw, free throw percentage and rebounds in a career...

RIANA: Majoring in interior design...enjoys taking walks and listening to music in her spare time...the daughter of Tiffany Stephens and Darryl Byrd, Sr...a native of Walnut Creek, Calif., Riana Janae Byrd was born February 28, 1994.

**CAREER**

Year
2012-13
2013-14
2014-15
Totals



44

Riana Byrd

*Center | 6-2 | Senior
Richmond, Calif.*

2013

- WAC All-Freshman Team*
- WAC All-Defensive Team*
- Third Team All-WAC*
- Academic All-WAC*
- San José State Scholar-Athlete*

Coaching Staff

The Spartans

2014-15 Review

Record Book

STATS

G-GS	Mins	FG-A	Pct	3Pt-A	Pct	FT-A	Pct	Reb	Avg	Asst	TO	Blk	St	Pts	Avg
30-28	852	138-313	.441	0-0	.000	66-97	.680	327	10.9	24	63	64	50	342	11.4
29-28	686	96-222	.432	0-0	.000	54-84	.643	276	9.5	24	46	43	37	246	8.5
32-21	577	82-185	.443	0-0	.000	66-97	.680	216	6.8	22	32	56	24	230	7.2
91-77	2,115	316-720	.439	0-0	.000	186-278	.669	819	9.0	70	141	163	111	818	9.0

**SPARTAN NOTES:**

In her third year as a Spartan.

2014-15:

Became eligible following completion of the fall semester and started 22 times in 23 games. . . averaged 6.0 points, 3.2 rebounds, 3.0 assists and 1.9 steals in 25.0 minutes per game. . . 69 assists were the second most on the team. . . 44 steals ranked third on the squad. . . scored a career-high 16 points vs. Utah State (12/31) . . . season-best eight rebounds came at Nevada (2/7) . . . twice – vs. Colorado State (3/10) and vs. Boise State (3/11) - dished out a single-game best six assists. . . made five steals, a career best, vs. Boise State (1/21).

2013-14:

Will sit out the Spring 2014 and Fall 2014 semesters due to NCAA Transfer regulations.

ARIZONA:

Competed for the Wildcats in the 2012-13 season and Fall 2013 semester, where she appeared in a total of 15 games...achieved a then career-high's of 10 points, four rebounds, three assists and three steals in versus Oregon (1/13/13).

HIGH SCHOOL:

A 2012 graduate of Lincoln High School in Stockton, Calif. and ESPNW 4-star prospect...a three-time Stockton Record All-Area honoree for the Trojans (coach Steve Coffey)...named a MVP of the San Joaquin Athletic Association (SJAA) three times...as a junior averaged 12.5 points, 5.3 assists, 5.6 rebounds and 6.4 steals...led the SJAA in assists her junior year...team captain her senior year.

NYRE:

Majoring in psychology...hopes to pursue a career as a counselor working with juveniles after graduation...the daughter of Chevelle and Lonnie Harris...played club basketball for the Stockton Mustangs from fourth through 12th grade... has one brother and one sister...Enjoys shopping in her free time...a native of Stockton, Calif., Nyre Sequoia Harris was born March 1, 1994.

CAREER S

Year
*2012-13
*2013-14
2014-15
Totals



5

Nyre Harris

*Guard | 5-8 | Senior
Stockton, Calif.*

*2015
Academic All-Mountain West
San José State Scholar-Athlete*

Coaching Staff

The Spartans

2014-15 Review

Record Book

STATS (* - Statistics compiled at Arizona)

G-GS	Mins	FG-A	Pct	3Pt-A	Pct	FT-A	Pct	Reb	Avg	Asst	TO	Blk	St	Pts	Avg
14-0	148	7-57	.123	3-20	.150	2-4	.500	17	1.2	7	14	0	5	19	1.4
1-0	9	0-2	.000	0-0	.000	0-0	.000	1	1.0	0	1	0	0	0	0.0
23-22	576	49-181	.271	19-69	.275	22-40	.550	73	3.2	69	38	3	44	139	6.0
38-22	733	56-240	.233	22-89	.247	24-44	.545	91	2.4	76	53	3	49	158	4.9

SPARTAN NOTES:

In her third year as a Spartan.

2014-15: Appeared in all 32 games, all in a reserve roll. . . averaged 3.2 points and 1.2 rebounds in 9.2 minutes per game. . . scored a career-high 11 points at UC Irvine (11/22) . . . grabbed single-game best four steals against New Mexico (1/31) . . . blocked three shots versus Utah State (12/31) a single-game best. . . three rebounds at Wyoming (1/3) was her best night on the boards. . . dished out two assists at UNLV (3/6) . . . shot 42 percent from the field, third highest on the team. . . ranked fourth on the team in blocked shots.

2013-14:

Sat out the season due to NCAA Transfer regulations.

UC DAVIS:

Played for the Aggies in 2011-12 and 2012-13... in 2012-13 appeared in 30 games, averaging 10.5 minutes per appearance... Averaged 2.1 points per game and 1.7 rebounds per game... shot 80 percent from the line, missing just five shots, good for fourth on the Aggies... Scored a then career high eight points against UC Riverside on Jan. 26 in just 14 minutes... Played a career high 21 minutes against Long Beach State on March 2...in 201-12 appeared in 14 contests, including WNIT matchup at Oregon State, averaging 4.0 minutes per game... Went 7-of-16 from the field and hit only three-point shot attempt, which came at Santa Clara on Nov. 28... Recorded 3 steals... Scored a then career-high 7 points against San José State on Nov. 16, hitting 2-of-4 from the field and 3-of-4 from the free throw line... Also grabbed 2 rebounds against the Spartans... Went 2-for-4 against Long Beach State on Jan. 14 to go with 2 boards, an assist and a steal.

HIGH SCHOOL:

A 2011 graduate of Saint Mary's College High School in Berkeley, Calif....a four-year letterwinner (coach Nate Fripp)...a McDonald's High School All-America nominee who led her team CIF State Championship Div. IV title games in 2010 and 2011...averaged 12.3 points, 9.8 rebounds, 3.8 assists and 3.4 blocks per game in her senior season, leading Saint Mary's College HS to a 30-5 record...her team ranked 33rd nationally and 11th in the state during her senior year...twice named Bay Shore Athletic League's Most Valuable Player and was also an all-state and All-NorCal selection...recipient of North Coast Section Sportsmanship/Character Award two straight years.

EMILY:

Majoring in public relations with a minor in health science...the daughter of Olivia and David Vann...in her spare time enjoys baking and swimming...her father David played basketball at Saint Mary's College (1978-82), is fourth on the career scoring list, ranks seventh on the school's All-Century Team and was a 1982 draft pick of the National Basketball Association's Golden State Warriors...a native of Berkeley, Calif., Emily Lauren Vann was born June 8, 1993.

**CAREER S**

Year
*2011-12
*2012-13
2014-15
Totals



15

Emily Vann

*Forward | 6-0 | Senior
Martinez, Calif.*

2015

*San José State President's Scholar
Mountain West Scholar-Athlete
Academic All-Mountain West
San José State Scholar-Athlete*

2014

San José State Scholar-Athlete

Coaching Staff

The Spartans

2014-15 Review

Record Book

STATS (* - Statistics compiled at UC Davis)

G-GS	Mins	FG-A	Pct	3Pt-A	Pct	FT-A	Pct	Reb	Avg	Asst	TO	Blk	St	Pts	Avg
14-0	58	7-16	.438	1-1	1.000	3-4	.750	11	0.8	2	2	0	3	18	1.3
30-0	314	18-51	.353	7-22	.318	20-25	.800	50	1.7	17	33	5	15	63	2.1
32-0	295	40-95	.421	11-34	.324	12-16	.750	37	1.2	10	11	8	15	103	3.2
76-0	667	65-162	.401	19-57	.333	35-45	.778	98	1.3	29	46	13	33	184	2.4

**SPARTAN NOTES:**

In her second year as a Spartan.

2014-15:

Redshirted the season.

LAMAR COMMUNITY COLLEGE:

A two-time All-South Region XI performer at Lamar (Colo.) Community College (coach Tom Sutherland)...started all 28 games as a sophomore and led team with 15.6 points, 5.6 rebounds and 3.0 steals...in her freshman season averaged more than 17.0 points per game.

HIGH SCHOOL:

A 2010 graduate of Geelong College in Geelong, Victoria Australia....competed in track and field, netball (coach Julie-Ann Hussey) , rowing and water polo (coach Kenny McClelland)...as a senior earned netball team MVP honors and the school's Athlete of the Year as a junior...played basketball for the Geelong Lady Cats (coach Paul O'Brien) of the South East Australian Basketball League.

ELLIE:

Majoring in business and marketing with a minor in communications...hopes to continue playing basketball after graduation and eventually coach on the college level...the daughter of Susie and John Stevens...in her spare time enjoys hiking and going to the beach...a native of Melbourne, Australia, Ellie Stevens was born August 1, 1992.



24

Ellie

Stevens

Forward | 6-0 | Senior
Ocean Grove, Victoria, Australia

2015
San José State Scholar-Athlete

Coaching Staff

The Spartans

2014-15 Review

Record Book

**SPARTAN NOTES:**

In her fourth season as a Spartan.

2014-15:

Appeared in 31 games all coming off the bench...averaged 2.5 points and 2.3 rebounds in 9.4 minutes per game...scored a career-high 10 points at UC Irvine (11/22)...twice grabbed a season-high six rebounds, at Wyoming (1/3) and at Utah State (2/18)...dished out a season-best two assists three times, vs. Columbia (11/16), vs. Southern Oregon (12/2) and at Wyoming...set a career-high with two blocks at Utah (11/14)...had a pair of steals at Fresno State (1/14) and at Utah State.

2013-14:

Appeared in 29 of the team's 30 games, all coming off the bench...averaged 1.4 points and 2.1 rebounds in 11.4 minutes per game...against Utah State (1/4) recorded season-highs in points (8), rebounds (7) and assists (2)...also had two assists vs. San Francisco State (11/8), at Colorado State (1/8) and vs. Boise State (1/25)...made three steals vs. San Diego State (2/26)...played a season-high 23 minutes at Nevada (1/1).

2012-13:

Redshirted the season.

HIGH SCHOOL:

A 2012 graduate of the Windward School (coach Steve Smith) in Los Angeles, Calif. ...a member of the 2010-11 CIF Division IV State Champions averaging 7.3 points, 6.0 rebounds and 1.5 steals...in her final two seasons the team was 58-9, 18-0 in Alpha League play and reached a No. 9 national ranking...earned All-Alpha League honors as a senior and received the team's Character Award...garnered three letters in track.

PARIS:

Majoring in psychology...the daughter of Jacqueline and Steven Baird...in her spare time enjoys writing and art...played club ball for the Cal Sparks Gold (coach Elbert Kinnebrew)...a native of Buffalo, N.Y., Paris Mariana Baird was born November 25, 1994.

CAREER

Year	Total
2013-14	
2014-15	
Total	



3

Paris Baird

Forward | 6-2 | Junior
Van Nuys, Calif.

2014
Academic All-Mountain West
San José State Scholar-Athlete

Coaching Staff

The Spartans

2014-15 Review

Record Book

STATS

	G-GS	Mins	FG-A	Pct	3Pt-A	Pct	FT-A	Pct	Reb	Avg	Asst	TO	Blk	St	Pts	Avg
r	29-0	332	16-68	.235	4-25	.160	4-14	.286	61	2.1	15	15	5	11	40	1.4
4	31.0	290	28-91	.308	7-39	.179	13-23	.565	71	2.3	11	17	7	8	76	2.5
5	60-0	622	44-159	.277	11-64	.172	17-37	.459	132	2.2	26	32	12	19	116	1.9

SPARTAN NOTES:

In her third year as a Spartan.

2014-15:

Made 22 starts in 30 appearances. . . averaged 7.9 points, 2.4 rebounds, 4.0 assists and 1.3 steals in 23.4 minutes per game. . . led the team with 119 assists, the most in a season in the last seven years. . . 4.0 assists per game average ranked fifth in the Mountain West. . . ranked third in assist-to-turnover ratio (1.7:1) in the league. . . set a career-high, among seven double-digit scoring games, with 20 points against Colorado State (2/25) which included a single-game best six 3-pointers. . . made 37 threes on the year, fourth most on the squad, with 22 coming in the final nine games. . . top assist effort came at UC Irvine (11/22) when she totaled eight. . . three times grabbed six rebounds in a game, against Sacramento State (12/22), at Nevada (2/7) and versus Colorado State (3/10). . . swatted a single-game and career-best three shots in the Sacramento State game. . . against Southern Oregon (12/2), UC Davis (12/10) and at Fresno State (1/14) set and equaled a game-best with four steals.

2013-14:

Sat out the season due to NCAA Transfer regulations.

UC DAVIS:

Competed for the Aggies in the 2012-13 season...honored with inclusion on the Big West All-Freshman team...appeared in 27 games, all off the bench ...played double-digit minutes in all but one of her appearances...scored a then career high 16 points against Cal State Fullerton (1/24), shooting 6-9 from the field and 3-6 from beyond the arc...finished second on the team in assists (51) and third in steals (48)... her 68 three-point attempts, good for third on the team.

HIGH SCHOOL: A 2012 graduate of Perris High School (coach Marvin Williams)... McDonald's High School All-America honorable mention as a senior averaging 19.8 points and 7.3 assists per game...two-time Sunbelt League MVP after also earning the honor in 2010 and was an All-CIF Southern Section first-team selection...averaged 17.5 points, 4.7 assists, 4.9 rebounds and 3.6 steals per game during her junior season, leading the Panthers to a second-place finish in the Sunbelt League...earned first-team all-league accolades...tallied 20-plus points in 12 games that year with a season-high 28 against Blair HS...named Sunbelt League MVP as a sophomore in 2010 after averaging 17.1 points and 2.8 assists per game to lead Perris HS to a conference championship.

ANIYA: Parents are Jemarl and Portia Baker... Father Jemarl played basketball at Cal State Northridge... one of four siblings, including Aujanae Garrett, Kai-Lee Baker and Jemarl Baker... says her career highlight is the time she recorded a quadruple-double... would have loved to of witnessed Kobe Bryant's 81-point game against the Toronto Raptors in 2006.



CAREER S
Year
*2012-13
2014-15
Totals



10 Aniya Baker

*Guard | 5-8 | Junior
Perris, Calif.*

*2015
San José State Scholar-Athlete*

*2014
San José State Scholar-Athlete*

Coaching Staff

The Spartans

2014-15 Review

Record Book

STATS (* - Statistics compiled at UC Davis)

G-GS	Mins	FG-A	Pct	3Pt-A	Pct	FT-A	Pct	Reb	Avg	Asst	TO	Blk	St	Pts	Avg
27-0	526	46-135	.341	17-68	.250	10-14	.714	41	1.5	51	49	4	48	119	4.4
30-22	702	88-263	.335	37-121	.306	25-39	.641	73	2.4	119	72	7	39	238	7.9
57-22	1,228	134-398	.337	54-189	.286	35-53	.660	114	2.0	170	121	11	87	357	6.3



SPARTAN NOTES: In her first year as a Spartan . . . will sit out the 2015-16 season serving a year in residence per NCAA Transfer Rule.

SACRAMENTO STATE: Competed for the Hornets in the 2013-14 and 2014-15 seasons... set the single-season program records for three-pointers twice (85 in 2013-14 and 86 in 2014-15) and three-point attempts (263 in 2013-14 and 278 in 2014-15) . . . averaged 11.7 points and 2.6 steals in two seasons.

HIGH SCHOOL: A 2013 graduate of Post Falls (Idaho) HS where she played her senior season (coach Marc Allert) . . . averaged 14 points and seven rebounds and earned first-team All-Northern Idaho honors . . . the team won the Idaho 5A state championship compiling a 24-1 record . . . attended University High School in Spokane, Wash., (coach Mark Stinson) from freshman through junior year...as a junior was named a first team All-Greater Spokane League performer after averaging a team-high 14.5 points per game...led the team to the semifinals of the 3A state tournament in 2012 . . . competed in volleyball for three years, earning second team all-Greater Spokane League honors in 2012, and ran cross country and track.

HALLIE: Majoring in recreation . . . the daughter of Kerri and Jeremy Gennett...lists running, hiking and lifting weights among her hobbies...played AAU ball for the Spokane Stars (coach Ron Adams) . . . plans to pursue a career as an athletic trainer or physical therapist after graduation...Hallie Gennett is a native of Spokane, Wash.

CAREER S

Year

*2013-14

*2014-15

TOTAL



23

Hallie Gennett

Forward | 5-11 | Junior
Post Falls, Idaho

Coaching Staff

The Spartans

2014-15 Review

Record Book

STATS (* - Statistics compiled at Sacramento State)

G-GS	Mins	FG-A	Pct	3Pt-A	Pct	FT-A	Pct	Reb	Avg	Asst	TO	Blk	St	Pts	Avg
30-15	615	117-323	.362	85-263	.323	17-25	.680	74	2.5	14	18	5	16	336	11.2
31-21	626	123-372	.331	86-278	.309	44-57	.772	83	2.7	14	29	2	31	376	12.1
61-36	1,241	240-695	.345	171-541	.316	61-82	.744	157	2.6	28	47	7	47	712	11.7

**SPARTAN NOTES:**

In her first year on the Spartan women's basketball team... was a member of the San José State volleyball team in 2014-15.

WEBER STATE:

Competed for the Wildcats in the 2012-13 and 2013-14 seasons... averaged 5.8 points as a sophomore and 7.7 points as a freshman... started 31 of her 54 games played...scored in double figures 12 times... led the team her freshman year in rebounding and was fourth in the Big Sky Conference at 8.0 per game...grabbed double-digit rebounds 16 times...earned Big Sky All-Academic honors as a freshman.

HIGH SCHOOL:

A 2012 graduate of Sandra Day O'Connor High School in Phoenix Ariz., (coach Jeff Fore)... scored more than 2,000 points and grabbed more than 1,500 rebounds in earning all-region honors three times... a three-year starter on the volleyball team... named the school's Female Athlete of the Year as a senior... competed in track.

KALIE:

Majoring in public relations... the daughter of Lori and Monte Matthews...lists lifting weights and spending time with friends among her hobbies...played AAU ball for the Arizona Thunder (coach Dick Donahue)... a native of Phoenix, Ariz., Kalie Christine Matthews was born January 3, 1994.

CAREER S

Year
*2012-13
*2013-14
TOTAL



22

Kalie Matthews

Forward | 6-0 | Junior
Glendale, Ariz.

Coaching Staff

The Spartans

2014-15 Review

Record Book

STATS (* - Statistics compiled at Weber State)

G-GS	Mins	FG-A	Pct	3Ptr-A	Pct	FT-A	Pct	Reb	Avg	Asst	TO	Blk	St	Pts	Avg
27-21	731	77-203	.379	0-3	.000	54-89	.607	216	8.0	20	62	10	29	208	7.7
28-10	499	57-132	.432	1-2	.500	48-69	.696	145	5.2	23	40	4	14	163	5.8
55-31	1,230	134-335	.400	1-5	.200	102-158	.646	361	6.6	43	102	14	43	371	6.7

**SPARTAN NOTES:**

In her second season as a Spartan.

2014-15:

Sat out the season due to NCAA transfer regulations.

WEBER STATE:

Played two seasons for the Wildcats...started in 50 of 58 appearances...averaged 10.4 points, 3.5 assists, 2.8 rebounds and 1.2 steals per game.

HIGH SCHOOL:

A 2012 graduate of Hunter High School (coach Steve White) in West Valley, Utah...was a first-team all-state honoree as a senior as well as Region 2 and team MVP...named Utah High School Female Athlete of the Year as a senior... first-team all-state as a junior...as a sophomore at Bingham High School received all-state recognition, Region 3 and team MVP honors...a Deseret News Honorable Mention and Region 3 second-team selection as a freshman...competed in volleyball.

DEZZ:

Majoring in organizational studies...the daughter of Jemima and Jesus Ramos...in her spare time enjoys spending time outdoors and with her family...Dezz Ramos is a native of West Valley, Utah.

CAREER

Year
*2012-13
*2013-14
Totals



21 Dezz Ramos

*Point Guard | 5-7 | Junior
West Valley, Utah*

*2016
Preseason MW Newcomer of the Year*

Coaching Staff

The Spartans

2014-15 Review

Record Book

STATS (* - Statistics compiled at Weber State)

G-GS	Mins	FG-A	Pct	3Pt-A	Pct	FT-A	Pct	Reb	Avg	Asst	TO	Blk	St	Pts	Avg
29-26	806	84-295	.285	30-116	.259	46-59	.780	67	2.3	73	120	4	28	244	8.4
29-24	948	117-314	.373	32-123	.260	94-108	.870	94	3.2	132	87	5	40	360	12.4
58-50	1,754	201-609	.330	62-239	.259	140-167	.838	161	2.8	205	207	9	68	604	10.4

**SPARTAN NOTES:**

In her fourth year as a Spartan.

2014-15:

Made five appearances, all coming off the bench . . . averaged 1.2 points and 1.2 rebounds in 5.8 minutes per game . . . scored a season-best four points in a single-game high 10 minutes at Wyoming (1/3)...season high two rebounds came against Wyoming (2/14).

2013-14:

Sat out the season as a medical redshirt.

2012-13:

Made 27 starts in 30 appearances...averaged 10.8 points, 7.2 rebounds, 1.4 steals and 1.0 assists in 30.4 minutes per game...scored a season-high 36 points against Utah State (1/12)...led all freshmen in minutes played (911) and the team in field goal percentage (.454)...second in rebounds (216), third in blocks (12) and fourth in steals (41) and assists (30)...among WAC performers ranks 19th in points, 11th in rebounds, ninth in field goal percentage and sixth in offensive rebounds (3.21/game)...had six double doubles...single-game rebounding high of 18 came against Utah State (1/12)...forced a season-best five steals against Texas State (12/29)...three times had two blocks in a game - at Evansville (11/17), against Texas State (12/29) and versus Utah State (1/12)... had her best assists game against Utah State when she dished out six...scored in double figures in 17-of-30 games.

HIGH SCHOOL:

A 2011 graduate of Boxhill Senior Secondary College (coach Natasha Main) in Victoria, Australia...a member of the 2009 Australian National High School Championship squad averaging 13 points and 10 rebounds per game... the team also captured the 2009 (Victoria) State High School Championship...in 2011 she led her team to the Australian National High School Championship Finals with a 14 point and 10 rebound average...she played her club basketball with the Knox Raiders (coach Robbie Baldwin).

EMILY:

Majoring in early childhood development...lists going to the gym, cooking and sewing as interest when she is not playing basketball...the daughter of Joanne and Jon Schill...a native of Ferntree Gully, Victoria, Australia, Emily Marie Schill was born January 30, 1993.

CAREER S

Year
2012-13
2014-15
TOTAL

12

Emily Schill

*Center | 6-2 | Junior
Tecoma, Victoria, Australia*

2015

San José State Scholar-Athlete

2013

Academic All-WAC

San José State Scholar-Athlete



Coaching Staff

The Spartans

2014-15 Review

Record Book

STATS

G-GS	Mins	FG-A	Pct	3Ptr-A	Pct	FT-A	Pct	Reb	Avg	Asst	TO	Blk	St	Pts	Avg
30-27	911	122-269	.454	0-0	.000	81-116	.698	216	7.2	30	55	12	41	325	10.8
5-0	29	3-6	.500	0-0	.000	0-2	.000	6	1.2	1	2	2	0	6	1.2
35-27	940	125-275	.455	0-0	.000	81-118	.686	222	6.3	31	57	14	41	331	9.5

SPARTAN NOTES:

In her third year as a Spartan.

2014-15:

Appeared in all 32 games making 11 starts. . . averaged 8.4 points, 4.9 rebounds and 1.3 steals in 15.0 minutes per game. . . led the team with a .463 shooting percentage. . . her 8.5 ppg ranked 28th in the Mountain West. . . was 14th in the conference in steals per game (1.4) and 15th in offensive rebounds (2.1/g) . . . third among the team in total rebounds (157), second in offensive boards (63) and fourth in steals (41) . . . among 14 double figure scoring efforts, scored a season-high 23 against Columbia (11/16) and had a career-best five steals in that game. . . recorded three double digit rebound games with a single game high of 12 against Air Force (1/7) . . . two blocked shots at San Diego State (2/21) was her best effort for the season. . . against Columbia launched a career-high 20 shots. . . took the first two three-point attempts of her career versus Southern Oregon (12/2) and at UNLV (3/6), both were half-time buzzer beating attempts. . . had 19 points and two steals against #14 California (11/28) on her way to Cal Classic All-Tournament honors.

2013-14:

Made seven starts while appearing in all 30 games...averaged 10.7 points, 7.7 rebounds, 1.3 steals and 1.1 assists in 23.0 minutes per game...ranked second in the Mountain West in offensive rebounds (3.4/g), third in total rebounds, seventh in field goal percentage (.468) and ninth in defensive rebounds (4.3/g)...led the team in field goal percentage...second on the team in rebounds (231) and first in offensive boards (101)...third in steals (38) and fourth in blocks (18)...nine double digit rebounding games are third most in the conference (most by any freshman) and second on the team...single-game high 16 boards came at Utah State (3/1)...has eight double doubles, most of any freshman in the Mountain West and second overall and tops on the team...recorded 18 double figure scoring games with a season high 25 points vs. San Francisco State (11/8)...dished out a season-best four assist vs. Wyoming (1/18)...top steals performance was four vs. San Francisco State...single-game high of three blocks came vs. Utah State (1/4)...had season-bests in free throw attempts (12) and makes (7) at Utah State...three times hit double figure field goals in a game, with a high of 11 at Sacramento State (12/7).

HIGH SCHOOL:

A 2012 graduate of Bellarmine Jefferson High School (Coach Jaclyn Johnson) in Burbank, Calif. . . averaged 15.2 points, 9.5 rebounds, 1.3 assists and 2.3 steals and earned first-team All-CIF Division IIIA honors for the four-time reigning Santa Cruz League Champions. As a junior she averaged 12 points and was a pivotal member of the 2009 Bell-Jeff State Championship team. In 2010, the team reached the state semifinals and Smith earned second-team All- CIF honors. In addition to basketball Jasmine participated in track and field, volleyball and cross country.

JASMINE:

Majoring in music...enjoys singing, playing guitar and violin and hopes to pursue a career in basketball or music...the daughter of Monica and William Smith...a native of Los Angeles, Calif., Jasmine Janel Smith was born February 14, 1994.



CAREER	
Year	Totals
2013-14	
2014-15	
Totals	



11

Jasmine Smith

*Forward | 6-0 | Junior
Burbank, Calif.*

*2015
Cal Classic All-Tournament Team*

*2014
Mountain West All-Freshman Team
San José State Scholar-Athlete*

Coaching Staff

The Spartans

2014-15 Review

Record Book

STATS

G-GS	Mins	FG-A	Pct	3Pt-A	Pct	FT-A	Pct	Reb	Avg	Asst	TO	Blk	St	Pts	Avg
30-7	689	126-269	.468	0-0	.000	68-128	.531	231	7.7	34	98	18	38	320	10.7
32-11	481	112-242	.463	0-2	.000	44-83	.530	157	4.9	23	42	6	41	268	8.4
62-18	1,170	238-511	.466	0-2	.000	112-211	.531	388	6.3	57	140	24	79	588	9.5

**SPARTAN NOTES:**

In her third year as a Spartan.

2014-15:

Appeared in all 32 games with one start, at Utah (11/14) . . . averaged 6.3 points, 1.8 rebounds and 1.2 assists in 16.9 minutes per game . . . improved in all statistical categories from her freshman year . . . third on the team and 14th in the Mountain West in made three pointers (41) . . . led the team in three-point shooting percentage (.342) . . . generally the first player off the bench . . . set a career-high with 19 points versus Sacramento State (12/22) . . . four steals against Columbia (11/16) are a single-game best . . . the best rebounding effort of her career came against Cincinnati (11/29), when she grabbed seven . . . single-game high five assists came against Air Force (1/7).

2013-14:

Appeared in 28 games all coming off the bench...averaged 3.3 points and 1.5 rebounds in 13.8 minutes per game...twice scored a season-high 11 points; vs. San Francisco (11/20) and at No. 9 Baylor (12/3)...vs. San Francisco State (11/8) pulled down a season-best five rebounds...twice, vs. San Francisco (11/20) and at Baylor sank three 3-pointers...her 21 3-pointers on the year were the most of any player coming off the bench...dished out three assists at Sacramento State (12/7) and at Nevada (1/1)...a single-game high two of her 10 steals on the season came vs. New Mexico (2/1)...her season-high in minutes came at Baylor.

HIGH SCHOOL:

A 2013 graduate of Garces Memorial High School in Bakersfield, Calif....a four-year letterwinner (coach Tod Denison)...a four-time Southeast Yosemite League (SEYL) and team MVP...a The Bakersfield Californian three-time first-team All-Area performer...averaged 20.2 points and 5.5 assists as a senior...scored more than 2,200 points in her career.

RACHOL:

Majoring in child development...hopes to pursue a career in pediatric speech pathology after graduation...played club basketball for the Cal Sparks Gold (coach Elbert Kennebrew)...enjoys boogie boarding and shopping in her spare time...the daughter of Vernetta and Charles West...a native of Bakersfield, Calif., Rachol Monique West was born February 19, 1995.

CAREER S

Year
2013-14
2014-15
Totals



20 Rachol West

*Guard | 5-10 | Junior
Bakersfield, Calif.*

2015

*Mountain West Player of the Week
Academic All-Mountain West
San José State Scholar-Athlete
Arthur Ashe, Jr. Sports Scholar*

2014

*Mountain West Scholar-Athlete
Academic All-Mountain West
San José State Scholar-Athlete*

Coaching Staff

The Spartans

2014-15 Review

Record Book

STATS

G-GS	Mins	FG-A	Pct	3Pt-A	Pct	FT-A	Pct	Reb	Avg	Asst	TO	Blk	St	Pts	Avg
28-0	387	28-117	.239	21-78	.269	15-26	.577	42	1.5	18	23	2	10	92	3.3
32-1	540	63-188	.335	41-120	.342	34-47	.723	58	1.8	38	18	1	13	201	6.3
60-1	927	91-305	.298	62-198	.313	49-73	.671	100	1.7	56	41	3	23	293	4.9

**SPARTAN NOTES:**

In her second year as a Spartan.

2014-15:

Made nine starts in 29 appearances. . . averaged 4.5 points, 1.8 rebounds, 1.0 assists and 0.8 steals in 13 minutes per game. . . season-high 15 points came in the season opener at Utah (11/14). . . reached double-figure scoring five times. . . versus Columbia (11/16) and at UC Irvine (11/22) grabbed a season-best six rebounds. . . dished out a single game high four assists versus Southern Oregon (12/2). . . at Wyoming (1/3), stole the ball a season-high four times. . . lone block on the season came against UNLV (1/10). . . went 8-for-8 from the line at Utah. . . ranked second on the team in free throw percentage at .779 (46-for-59).

HIGH SCHOOL:

A 2014 graduate of Cleveland High School in Seattle, Wash. . . earned the Washington State Girls' Basketball Coaches Association 2014 Ms. Basketball Washington State. . . won 2013 and 2014 Class 3A state championships (coach Stephanie Wheeler-Smith). . . named a MVP of the Metro League as a senior as well as a first-team honoree. . . selected a second-team All-Metro League performer as a junior and sophomore. . . was a two time Metro League champion.

MYZHANIQUE:

Undecided on a major. . . nickname is MyMy. . . hopes to pursue a playing career in the WNBA and work as a broadcaster on ESPN. . . the daughter of Tracie Brown and Mychal Ladd, Sr. . . grandfather Gary Ladd, was a point guard at Seattle and was a fifth-round draft selection of the NBA Seattle Supersonics in 1972. . . brother Mychal Ladd, Jr. played collegiately at Fresno State and Washington State. . . lists track and field among her favorite hobbies and activities. . . a native of Seattle, Wash., Myzhanique Shareef Ladd was born December 10, 1995.

CAREER S

Year
2014-15
Totals



Myzhanique Ladd

Guard | 5-8 | Sophomore
Seattle, Wash.

2015
Academic All-Mountain West

Coaching Staff

The Spartans

2014-15 Review

Record Book

STATS

G-GS	Mins	FG-A	Pct	3Pt-A	Pct	FT-A	Pct	Reb	Avg	Asst	TO	Blk	St	Pts	Avg
29-9	376	38-112	.339	9-33	.273	46-59	.780	51	1.8	30	31	1	22	131	4.5
29-9	376	38-112	.339	9-33	.273	46-59	.780	51	1.8	30	31	1	22	131	4.5

**SPARTAN NOTES:**

In her first year as a Spartan.

HIGH SCHOOL:

A 2015 graduate of Otto Hahn Gymnasium in Ludwigsburg, Germany. . . was part of a team that finished in second place in the German National Championship in 2013.

CLUB:

In 2015, competed in Germany's Damen Basketball-Bundesliga for Grüner Stern Keltern (coach Christian Hergenroether) . . . led her team to the league finals and elevation from the second to the first division. . . from 2009-14 competed for BSG Ludwigsburg. . . in 2011 her team reached the German Final Four. . . in they played in the Elite Eight in the German National Youth League

ANDREA:

Plans to major in biology. . . the daughter of Stefania and Jochen Kohlhaas... lists cooking, shopping and spending time with her friends among things she likes to do when she is away from the court...hopes to pursue a career as a player in Germany or Italy after graduation as well as earning a post graduate degree...a native of Bayreuth, Germany, Andrea Maria Kohlhaas was born October 25, 1996.



2

Andrea Kohlhaas

*Guard | 5-7 | Freshman
Besigheim, Germany
Otto Hahn Gymnasuim*

Coaching Staff

The Spartans

2014-15 Review

Record Book

2014-15 Season Review



With its 64-55 victory over Colorado State in the Mountain West Championship Tournament, the Spartans became the first eighth seed to defeat a number one seed in the 15-year tournament history.

It was just the second time in school history that the program advanced to the semifinal of its conference tournament and marked just the third time in 12 tries the Spartans got the better of the Rams.



SAN JOSÉ
STATE

SAN JOSÉ
20
STATE

Colorado
State
11

MOUNTAIN
WEST

MOUNTAIN
WEST

2014-15 San José State Women's Basketball

Season Box Score

All games

RECORD:	OVERALL	HOME	AWAY	NEUTRAL
ALL GAMES	15-17	9-4	3-12	3-1
CONFERENCE	7-11	5-4	2-7	0-0
NON-CONFERENCE	8-6	4-0	1-5	3-1

##	Player	GP-GS	Min	Avg	TOTAL		3-PTS		FT-A	Pct	REBOUNDS				PF	FO	A	TO	Blk	Stl	Pts	Avg
					FG-A	Pct	3FG-A	Pct			Off	Def	Tot	Avg								
34	CUNNIGAN, T.	32-32	976	30.5	207-490	.422	40-131	.305	113-164	.689	39	85	124	3.9	77	0	59	76	9	54	567	17.7
33	WOODBERRY, R.	32-32	956	29.9	129-356	.362	81-239	.339	68-79	.861	53	174	227	7.1	69	0	34	53	14	58	407	12.7
11	SMITH, J.	32-11	481	15.0	112-242	.463	0-2	.000	44-83	.530	63	94	157	4.9	79	5	23	42	6	41	268	8.4
10	BAKER, A.	30-22	702	23.4	88-263	.335	37-121	.306	25-39	.641	15	58	73	2.4	48	1	119	72	7	39	238	7.9
44	BYRD, R.	32-21	577	18.0	82-185	.443	0-0	.000	66-97	.680	77	139	216	6.8	91	4	22	32	56	24	230	7.2
20	WEST, R.	32-1	540	16.9	63-188	.335	41-120	.342	34-47	.723	23	35	58	1.8	33	0	38	18	1	13	201	6.3
2	HARRIS, N.	23-22	576	25.0	49-181	.271	19-69	.275	22-40	.550	32	41	73	3.2	44	1	69	38	3	44	139	6.0
1	LADD, M.	29-9	376	13.0	38-112	.339	9-33	.273	46-59	.780	19	32	51	1.8	43	1	30	31	1	22	131	4.5
32	VANN, E.	32-0	295	9.2	40-95	.421	11-34	.324	12-16	.750	12	25	37	1.2	24	0	10	11	8	15	103	3.2
5	BETTENCOURT, A.	25-0	179	7.2	23-70	.329	19-57	.333	5-9	.556	7	7	14	0.6	13	0	5	4	0	6	70	2.8
3	BAIRD, P.	31-0	290	9.4	28-91	.308	7-39	.179	13-23	.565	12	59	71	2.3	34	0	11	17	7	8	76	2.5
22	THOMAS, C.	32-10	522	16.3	25-83	.301	7-27	.259	18-21	.857	24	36	60	1.9	24	0	80	52	2	23	75	2.3
12	SCHILL, E.	5-0	29	5.8	3-6	.500	0-0	.000	0-2	.000	2	4	6	1.2	4	0	1	2	2	0	6	1.2
TM	TEAM										83	84	167	5.2	0		9				0	

Total	32	887-2362	.376	271-872	.311	466-679	.686	461	873	1334	41.7	583	12	501	457	116	347	2511	78.5
Opponents	32	913-2191	.417	208-641	.324	471-658	.716	487	1096	1583	49.5	556	-	554	645	154	230	2505	78.3

SCORE BY PERIODS:	1st	2nd	OT	Total
San José State	1139	1340	32	2511
Opponents	1260	1191	54	2505

DEADBALL REBOUNDS:	OFF	DEF	TOTAL
San José State	120	7	127
Opponents	98	9	107

2014-15 San José State Women's Basketball

Season Box Score Conference games

RECORD:	OVERALL	HOME	AWAY	NEUTRAL
ALL GAMES	15-17	9-4	3-12	3-1
CONFERENCE	7-11	5-4	2-7	0-0

## Player	GP-GS	Min	Avg	TOTAL		3-PTS		FT-A	Pct	REBOUNDS				PF	FO	A	TO	Blk	Stl	Pts	Avg
				FG-A	Pct	3FG-A	Pct			Off	Def	Tot	Avg								
34 CUNNIGAN, T.	18-18	557	30.9	125-277	.451	25-76	.329	61-95	.642	20	45	65	3.6	43	0	29	47	3	29	336	18.7
33 WOODBERRY, R.	18-18	539	29.9	66-187	.353	43-135	.319	32-37	.865	21	99	120	6.7	38	0	16	29	7	32	207	11.5
10 BAKER, A.	16-11	375	23.4	45-137	.328	22-68	.324	5-12	.417	10	26	36	2.3	25	0	56	37	1	21	117	7.3
11 SMITH, J.	18-1	266	14.8	50-116	.431	0-1	.000	21-37	.568	39	51	90	5.0	41	3	15	24	4	16	121	6.7
44 BYRD, R.	18-17	324	18.0	40-97	.412	0-0	.000	38-53	.717	44	76	120	6.7	51	3	11	23	27	13	118	6.6
02 HARRIS, N.	18-18	446	24.8	40-145	.276	15-54	.278	17-31	.548	24	30	54	3.0	33	1	50	29	2	33	112	6.2
20 WEST, R.	18-0	274	15.2	30-95	.316	21-63	.333	18-23	.783	7	16	23	1.3	15	0	19	9	0	5	99	5.5
01 LADD, M.	16-0	165	10.3	17-42	.405	3-11	.273	9-14	.643	5	9	14	0.9	20	0	12	11	1	11	46	2.9
32 VANN, E.	18-0	160	8.9	17-46	.370	4-17	.235	7-10	.700	5	14	19	1.1	12	0	6	5	7	10	45	2.5
22 THOMAS, C.	18-7	315	17.5	13-49	.265	4-18	.222	6-6	1.000	14	21	35	1.9	14	0	45	33	0	12	36	2.0
03 BAIRD, P.	18-0	146	8.1	12-39	.308	3-18	.167	2-3	.667	3	31	34	1.9	16	0	5	6	2	7	29	1.6
12 SCHILL, E.	5-0	29	5.8	3-6	.500	0-0	.000	0-2	.000	2	4	6	1.2	4	0	1	2	2	0	6	1.2
05 BETTENCOURT, A.	13-0	54	4.2	4-23	.174	4-20	.200	2-3	.667	2	1	3	0.2	2	0	1	1	0	1	14	1.1
TM TEAM																					
Total	18			462-1259	.367	144-481	.299	218-326	.669	245	468	713	39.6	314	7	266	262	56	190	1286	71.4
Opponents	18			499-1192	.419	112-344	.326	240-343	.700	269	596	865	48.1	278	-	307	342	94	138	1350	75.0

SCORE BY PERIODS:	1st	2nd	OT	Total
San José State	575	687	24	1286
Opponents	684	641	25	1350

DEADBALL REBOUNDS:	OFF	DEF	TOTAL
San José State	59	6	65
Opponents	53	5	58

Coaching Staff

The Spartans

2014-15 Review

Record Book

2014-15 San José State Women's Basketball

Season Schedule/Results & Leaders

Coaching Staff

The Spartans

2014-15 Review

Record Book

DATE	TIME	OPPONENT	SCORE	ATTEND	HIGH POINTS	HIGH REBOUNDS
11/14/14	5:00 p.m.	at Utah	LOT 87-100	694	(30)WOODBERRY, Rebecca	(8)WOODBERRY, Rebecca
11/16/14	3:30 p.m.	COLUMBIA	W 119-76	1,453	(23)SMITH, Jasmine	(6)LADD, Myzhanique (6)BAIRD, Paris
11/20/14	2:00 p.m.	at UC Riverside	L 80-100	162	(18)WOODBERRY, Rebecca	(13)WOODBERRY, Rebecca
11/22/14	2:00 p.m.	at UC Irvine	W 91-65	316	(20)CUNNIGAN, Ta'Rea	(6)LADD, Myzhanique (6)CUNNIGAN, Ta'Rea
11/28/14	5:30 p.m.	at #14/14 California	L 87-110	2,309	(19)SMITH, Jasmine	(10)WOODBERRY, Rebecca
11/29/14	5:00 pm	vs Cincinnati	W 79-54		(13)CUNNIGAN, Ta'Rea	(9)BYRD, Riana
12/02/14	7:00 p.m.	SOUTHERN OREGON	W 110-91	227	(25)CUNNIGAN, Ta'Rea	(7)WOODBERRY, Rebecca
12/05/14	11:00 a.m.	at Colorado	LOT 89-97	1,903	(28)WOODBERRY, Rebecca	(15)BYRD, Riana
12/10/14	7:00 p.m.	UC DAVIS	W 89-75	413	(16)WOODBERRY, Rebecca	(12)WOODBERRY, Rebecca
12/20/14	2:00 p.m.	at San Francisco	L 62-77	306	(12)CUNNIGAN, Ta'Rea	(6)BYRD, Riana (6)SMITH, Jasmine
12/22/14	2:00 p.m.	SACRAMENTO STATE	W 102-94	553	(19)WEST, Rachol	(9)WOODBERRY, Rebecca
12/31/14	7:00 p.m.	UTAH STATE*	W 62-58	288	(16)HARRIS, Nyre	(7)CUNNIGAN, Ta'Rea
01/03/15	2:00 p.m.	at Wyoming*	L 60-96L	3,004	(13)CUNNIGAN, Ta'Rea	(7)WOODBERRY, Rebecca
01/07/15	7:00 p.m.	AIR FORCE*	W 91-64	274	(21)CUNNIGAN, Ta'Rea	(12)WOODBERRY, Rebecca (12)SMITH, Jasmine
01/10/15	1:00 p.m.	UNLV*	LOT 68-72	416	(24)CUNNIGAN, Ta'Rea	(13)BYRD, Riana
01/14/15	7:05 p.m.	at Fresno State*	L 46-58	2,231	(16)CUNNIGAN, Ta'Rea	(8)WOODBERRY, Rebecca
01/17/15	12:00 p.m.	at Colorado State*	L 59-77	1,246	(11)SMITH, Jasmine	(8)WOODBERRY, Rebecca
01/21/15	7:00 p.m.	BOISE STATE*	W 88-78	822	(25)CUNNIGAN, Ta'Rea	(6)WOODBERRY, Rebecca (6)BYRD, Riana
01/28/15	7:00 p.m.	at Air Force*	L 80-83	149	(20)CUNNIGAN, Ta'Rea	(11)WOODBERRY, Rebecca
01/31/15	2:00 p.m.	NEW MEXICO*	L 62-64	367	(23)CUNNIGAN, Ta'Rea	(5)BYRD, Riana
02/04/15	7:00 p.m.	FRESNO STATE*	W 56-51	623	(19)WOODBERRY, Rebecca	(12)BYRD, Riana
02/07/15	4:00 p.m.	at Nevada*	WOT 80-77	1,067	(35)CUNNIGAN, Ta'Rea	(9)BYRD, Riana
02/14/15	2:00 p.m.	WYOMING*	L 61-71	566	(15)BYRD, Riana	(16)BYRD, Riana
02/18/15	7:00 p.m.	at Utah State*	L 80-85	382	(17)CUNNIGAN, Ta'Rea	(8)WOODBERRY, Rebecca
02/21/15	2:00 p.m.	at San Diego State*	L 61-71	711	(14)SMITH, Jasmine	(10)SMITH, Jasmine
02/25/15	7:00 p.m.	COLORADO STATE*	L 76-85	361	(20)BAKER, Aniya	(11)BYRD, Riana
02/28/15	2:00 p.m.	NEVADA*	W 81-72	734	(26)CUNNIGAN, Ta'Rea	(8)THOMAS, Chereese
03/03/15	7:10 p.m.	at Boise State*	L 76-91	789	(19)CUNNIGAN, Ta'Rea	(7)BYRD, Riana
03/06/15	5:00 p.m.	at UNLV*	W 99-97	870	(28)CUNNIGAN, Ta'Rea	(10)SMITH, Jasmine
03/09/15	2:00 p.m.	vs. Utah State^	W 99-85	1,838	(26)WOODBERRY, Rebecca	(8)BYRD, Riana
03/10/15	12:00 p.m.	vs. Colorado State^	W 64-55	1,457	(18)BAKER, Aniya	(12)WOODBERRY, Rebecca
03/11/15	6:00 p.m.	vs. Boise State^	L 67-76	3,188	(17)WOODBERRY, Rebecca	(9)BYRD, Riana

* - Mountain West Conference game

^ - Mountain West Conference Tournament

2014-15 San José State Women's Basketball

Points-Rebounds-Assists

Opponent	Date	Score	WL	01 LADD	02 HARRIS	03 BAIRD	05 BETTENCOURT	10 BAKER	11 SMITH	12 SCHILL	20 WEST	22 THOMAS
at Utah	11/14/14	87-100	LOT	15-1-2	DNP	2-4-0	0-1-0	15-2-3	2-2-0	DNP	3-0-0	0-1-0
COLUMBIA	11/16/14	119-76	W	11-6-2	DNP	8-6-2	8-0-2	3-2-5	23-5-1	DNP	16-4-1	9-3-3
at UC Riverside	11/20/14	80-100	L	9-4-2	DNP	2-4-0	3-0-0	8-3-3	10-5-1	DNP	3-1-4	4-3-3
at UC Irvine	11/22/14	91-65	W	13-6-2	DNP	10-4-1	6-0-0	2-0-8	10-4-1	DNP	3-2-1	2-2-4
at #14/14 California	11/28/14	87-110	L	3-2-0	DNP	5-3-1	12-0-1	6-2-4	19-5-0	DNP	9-1-2	4-3-3
vs Cincinnati	11/29/14	79-54	W	2-2-1	DNP	8-3-0	5-1-0	7-0-3	9-4-0	DNP	7-7-0	3-4-5
SOUTHERN OREGON	12/02/14	110-91	W	13-5-4	DNP	5-3-2	10-5-0	7-5-7	10-5-0	DNP	12-5-1	4-1-7
at Colorado	12/05/14	89-97	LOT	1-2-1	DNP	0-1-0	6-2-0	12-4-6	6-4-0	DNP	8-1-2	0-1-0
UC DAVIS	12/10/14	89-75	W	5-4-2	DNP	0-1-0	6-0-0	12-2-5	10-4-2	DNP	2-1-3	5-1-4
at San Francisco	12/20/14	62-77	L	4-1-0	3-3-2	0-4-0	0-1-0	2-1-2	11-6-0	DNP	8-3-0	2-2-1
SACRAMENTO STATE	12/22/14	102-94	W	9-4-2	5-5-2	5-1-0	0-1-1	11-6-5	15-7-2	DNP	19-5-1	2-2-4
UTAH STATE	12/31/14	62-58	W	0-1-0	16-3-2	3-5-0	3-1-0	2-0-0	3-2-0	0-1-0	4-0-1	5-2-2
at Wyoming	01/03/15	60-96	L	4-1-2	6-3-2	5-6-2	0-0-1	5-2-1	4-1-0	4-1-0	8-1-0	0-3-0
AIR FORCE	01/07/15	91-64	W	9-0-2	14-5-3	0-2-1	0-0-0	DNP	8-12-3	0-1-0	9-3-5	0-0-4
UNLV	01/10/15	68-72	LOT	0-0-1	4-1-4	0-0-0	DNP	DNP	2-3-1	DNP	10-4-2	0-4-6
at Fresno State	01/14/15	46-58	L	0-0-0	7-5-1	2-3-1	0-0-0	1-3-3	4-4-0	DNP	3-1-0	3-2-1
at Colorado State	01/17/15	59-77	L	0-1-2	8-2-1	2-0-0	3-1-0	4-2-2	11-6-2	DNP	6-3-1	2-1-2
BOISE STATE	01/21/15	88-78	W	5-0-1	14-2-3	0-0-0	DNP	5-5-7	9-0-0	DNP	0-1-2	0-0-3
at Air Force	01/28/15	80-83	L	0-2-1	3-4-2	0-1-0	2-0-0	7-3-3	15-9-0	DNP	6-2-1	6-4-1
NEW MEXICO	01/31/15	62-64	L	1-0-0	2-3-1	2-3-0	0-0-0	8-1-4	0-1-0	DNP	0-1-1	2-1-4
FRESNO STATE	02/04/15	56-51	W	0-0-1	5-2-4	0-0-0	DNP	3-3-7	6-5-0	DNP	0-0-1	0-0-0
at Nevada	02/07/15	80-77	WOT	2-3-0	7-8-3	3-2-0	DNP	8-6-4	2-3-0	DNP	8-0-1	0-1-2
WYOMING	02/14/15	61-71	L	2-0-1	5-4-1	0-2-0	DNP	7-2-3	2-0-0	2-2-1	11-1-0	2-3-3
at Utah State	02/18/15	80-85	L	11-5-1	1-4-5	5-6-1	3-0-0	14-3-3	8-6-2	0-1-0	9-0-0	0-1-2
at San Diego State	02/21/15	61-71	L	6-1-0	2-1-3	2-0-0	0-0-0	8-2-3	14-10-1	DNP	4-0-1	0-0-3
COLORADO STATE	02/25/15	76-85	L	2-0-0	2-1-5	0-1-0	0-0-0	20-2-3	11-6-0	DNP	3-1-0	0-3-3
NEVADA	02/28/15	81-72	W	4-0-0	5-3-4	0-1-0	0-0-0	0-1-4	13-7-1	DNP	2-2-0	8-8-5
at Boise State	03/03/15	76-91	L	DNP	4-3-2	5-2-0	3-1-0	8-0-4	3-5-2	DNP	8-3-2	8-1-2
at UNLV	03/06/15	99-97	W	DNP	7-0-4	0-0-0	0-0-0	17-1-5	6-10-3	DNP	8-0-1	0-1-2
vs Utah State	03/09/15	99-85	W	0-0-0	8-3-3	2-2-0	0-0-0	9-3-6	10-4-0	DNP	9-1-2	0-2-0
vs Colorado State	03/10/15	64-55	W	0-0-0	3-3-6	0-1-0	DNP	18-6-3	7-9-1	DNP	0-3-1	2-0-0
vs Boise State	03/11/15	67-76	L	DNP	8-5-6	DNP	DNP	9-1-3	5-3-0	DNP	3-1-1	2-0-1


Opponent	Date	Score	WL	32 VANN	33 WOODBERRY	34 CUNNIGAN	44 BYRD
at Utah	11/14/14	87-100	LOT	0-0-0	30-8-1	18-1-1	2-6-0
COLUMBIA	11/16/14	119-76	W	7-2-1	16-5-1	10-5-3	8-3-0
at UC Riverside	11/20/14	80-100	L	0-1-0	18-13-1	16-7-0	7-2-0
at UC Irvine	11/22/14	91-65	W	11-3-1	8-4-1	20-6-3	6-5-0
at #14/14 California	11/28/14	87-110	L	6-0-1	5-10-3	14-4-1	4-8-0
vs Cincinnati	11/29/14	79-54	W	5-1-0	9-3-2	13-3-2	11-9-2
SOUTHERN OREGON	12/02/14	110-91	W	8-2-0	0-7-0	25-1-1	16-4-0
at Colorado	12/05/14	89-97	LOT	2-1-0	28-9-3	18-7-2	8-15-0
UC DAVIS	12/10/14	89-75	W	5-2-0	16-12-0	14-6-3	14-8-2
at San Francisco	12/20/14	62-77	L	6-2-0	6-5-0	12-5-4	8-6-1
SACRAMENTO STATE	12/22/14	102-94	W	0-2-1	10-9-1	14-5-3	12-6-2
UTAH STATE	12/31/14	62-58	W	3-0-0	10-6-3	11-7-2	2-1-0
at Wyoming	01/03/15	60-96	L	4-3-0	5-7-0	13-1-1	2-0-0
AIR FORCE	01/07/15	91-64	W	5-1-0	7-12-0	21-1-1	18-5-0
UNLV	01/10/15	68-72	LOT	0-0-1	17-8-1	24-5-2	11-13-1
at Fresno State	01/14/15	46-58	L	0-1-0	6-8-1	16-1-1	4-7-0
at Colorado State	01/17/15	59-77	L	5-2-0	8-8-2	8-6-1	2-4-2
BOISE STATE	01/21/15	88-78	W	0-0-0	23-6-2	25-2-2	7-6-2
at Air Force	01/28/15	80-83	L	5-1-1	12-11-0	20-5-1	4-4-1
NEW MEXICO	01/31/15	62-64	L	6-2-0	16-4-0	23-3-2	2-5-0
FRESNO STATE	02/04/15	56-51	W	0-0-0	19-5-0	9-9-2	14-12-0
at Nevada	02/07/15	80-77	WOT	4-1-1	6-4-1	35-2-2	5-9-1
WYOMING	02/14/15	61-71	L	0-2-0	3-8-0	12-4-1	15-16-1
at Utah State	02/18/15	80-85	L	1-2-0	7-8-1	17-2-2	4-6-0
at San Diego State	02/21/15	61-71	L	0-0-0	4-4-1	13-3-0	8-8-0
COLORADO STATE	02/25/15	76-85	L	2-0-0	14-8-2	16-4-4	6-11-0
NEVADA	02/28/15	81-72	W	5-2-0	14-5-1	26-5-3	4-4-1
at Boise State	03/03/15	76-91	L	3-0-1	9-2-0	19-3-2	6-7-1
at UNLV	03/06/15	99-97	W	2-2-2	27-6-1	28-2-0	4-2-1
vs Utah State	03/09/15	99-85	W	4-1-0	26-3-1	25-2-4	6-8-2
vs Colorado State	03/10/15	64-55	W	0-1-0	11-12-0	17-5-0	6-7-1
vs Boise State	03/11/15	67-76	L	4-0-0	17-7-4	15-2-3	4-9-1

Coaching Staff

The Spartans

2013-14 Review

Record Book



Ta'Rea Cunnigan (2012-15) established herself as the standard against which all San José State basketball players, man or woman, will be measured.

Cunnigan completed her Spartan career as the school's all-time leader in points (2,062), field goal attempts (1,743), free throws made, (538) and attempted (740), games played (122) and games started (121).

In addition, she ranks in the top-10 in field goals (No. 3), steals (No. 4), three-pointers, three-point attempts and free throw percentage (No. 6), assists (No. 9) for the women's program.

Record Book



1. Ta'Rea Cunnigan (2012-15)

YEAR	G-GS	FG-FGA	PCT	3PM-A	PCT	FT-FTA	PCT	REB	AVG	AST	BS	ST	PTS	AVG
2011-12	30-29	112-290	.386	12-54	.278	109-158	.690	89	3.0	54	5	60	348	11.6
2012-13	30-30	188-469	.401	40-116	.345	178-235	.757	154	5.1	84	16	94	594	19.8
2013-14	30-30	183-494	.370	49-167	.293	138-183	.754	132	4.4	83	23	50	553	18.4
2014-15	32-32	207-490	.422	40-131	.305	113-164	.689	124	3.9	59	9	54	567	17.7
Career	122-121	690-1,743	.396	144-468	.308	538-740	.727	499	4.1	280	53	258	2,062	16.9

2. Karen Mason (1978-81)

YEAR	G-GS	FG-FGA	PCT	3PM-A	PCT	FT-FTA	PCT	REB	AVG	AST	BS	ST	PTS	AVG
1977-78	27	139-341	.408			52-99	.525	137	5.0	36	—	48	351	13.0
1978-79	27	174-372	.468			62-98	.633	120	4.4	48	8	41	410	15.2
1979-80	31	212-495	.428			79-118	.669	149	4.8	36	1	65	503	16.2
1980-81	26	210-478	.439			97-152	.638	156	6.0	33	3	50	517	19.9
Career	111	735-1,686	.436			290-467	.621	562	5.1	153	12	204	1,760	15.9

3. Cricket Williams (2001-04)

YEAR	G-GS	FG-FGA	PCT	3PM-A	PCT	FT-FTA	PCT	REB	AVG	AST	BS	ST	PTS	AVG
2000-01	22/19	84-226	.372	13-56	.232	57-90	.633	86	3.9	108	1	48	238	10.8
2001-02	27/25	159-413	.385	33-89	.371	134-197	.680	109	4.0	159	4	88	485	18.0
2002-03	28/27	188-500	.376	43-155	.277	152-240	.633	155	5.5	192	1	81	571	20.4
2003-04	28/28	117-392	.298	25-104	.240	123-205	.600	170	6.1	185	6	94	382	13.6
Career	105-99	548-1,531	.358	114-404	.282	466-732	.637	520	5.0	644	12	311	1,676	16.0

4. Elinor Banks (1978-81)

YEAR	G-GS	FG-FGA	PCT	3PM-A	PCT	FT-FTA	PCT	REB	AVG	AST	BS	ST	PTS	AVG
1977-78	27	152-354	.429			44-94	.468	263	9.7	41	—	26	348	9.7
1978-79	25	175-396	.434			33-83	.398	310	12.4	31	53	28	383	15.3
1979-80	31	211-460	.459			67-105	.638	249	8.0	35	55	50	489	15.8
1980-81	27	195-399	.489			62-97	.639	240	8.9	29	48	45	452	16.7
Career	110	733-1,609	.456			206-379	.544	1,062	9.7	136	156	149	1,672	15.2

5. Hulett Brooks (1990, 1992-94)

YEAR	G-GS	FG-FGA	PCT	3PM-A	PCT	FT-FTA	PCT	REB	AVG	AST	BS	ST	PTS	AVG
1989-90	29-4	120-262	.458	0-1	.000	39-66	.591	144	5.0	40	12	25	279	9.6
1991-92	27-24	97-262	.370	1-1	1.000	46-58	.793	161	6.0	49	6	27	241	8.9
1992-93	26-26	150-385	.390	6-19	.316	61-85	.718	176	6.8	41	12	36	367	14.1
1993-94	27-27	187-474	.395	13-49	.265	99-135	.733	166	6.1	64	2	23	486	18.0
Career	109-81	554-1,383	.400	20-70	.285	245-344	.712	647	5.9	194	32	111	1,373	12.5

6. Kari Steele (1993-97)

YEAR	G-GS	FG-FGA	PCT	3PM-A	PCT	FT-FTA	PCT	REB	AVG	AST	BS	ST	PTS	AVG
993-94	27-27	102-242	.421	42-124	.339	56-86	.651	99	3.7	97	7	57	302	11.2
1994-95	28-28	106-297	.357	47-151	.311	83-111	.748	105	3.8	100	5	46	342	12.2
1995-96	27-26	93-259	.359	36-113	.319	37-52	.712	95	3.5	73	6	63	259	9.6
1996-97	28-28	140-392	.357	74-187	.396	83-110	.755	97	3.5	99	4	51	437	15.6
Career	110-109	441-1,190	.370	199-575	.346	259-359	.721	306	2.7	333	22	217	1,340	12.1

7. Sheila Brown (1981-84)

YEAR	G-GS	FG-FGA	PCT	3PM-A	PCT	FT-FTA	PCT	REB	AVG	AST	BS	ST	PTS	AVG
1980-81	27	53-142	.373			19/31	.613	49	1.8	14	5	12	125	4.6
1981-82	27	193-486	.397			37-64	.578	108	4.0	32	4	53	423	15.7
1982-83	20-17	138-373	.369			22-43	.512	68	3.4	18	1	38	298	14.9
1983-84	26-23	179-449	.388			36-50	.720	86	3.3	38	5	38	38	14.8
Career	100	563-1,450	.388			114-188	.606	311	2.1	102	15	147	1,230	12.3

8. Natalie White (2006-09)

YEAR	G-GS	FG-FGA	PCT	3PM-A	PCT	FT-FTA	PCT	REB	AVG	AST	BS	ST	PTS	AVG
2005-06	28-2	35-135	.259	24-99	.242	14-19	.737	32	1.1	8	3	14	108	3.9
2006-07	32-27	136-380	.358	41-146	.281	58-66	.879	102	3.2	39	1	24	371	11.6
2007-08	28-27	161-435	.370	55-170	.324	71-88	.807	161	5.8	28	7	30	448	16.0
2008-09	30-20	105-323	.325	44-153	.288	48-60	.800	116	3.9	20	3	26	302	10.1
Career	118-76	437-1,273	.343	164-568	.289	191-233	.820	411	3.5	95	14	94	1,229	10.4

9. Lamisha Augustine (2002-06)

YEAR	G-GS	FG-FGA	PCT	3PM-A	PCT	FT-FTA	PCT	REB	AVG	AST	BS	ST	PTS	AVG
2001-02	5-0	4-12	.373	0-0	.000	6-8	.750	8	1.6	2	0	14	2.8	
2002-03	28-13	46-140	.329	0-1	.000	11-17	.647	93	3.3	12	23	13	103	3.7
2003-04	29-25	87-232	.375	2-3	.667	32-53	.604	131	4.5	26	32	39	208	7.2
2004-05	30-30	175-473	.370	1-6	.167	64-90	.711	230	7.7	52	23	55	415	13.8
2005-06	28-28	178-455	.391	12-29	.414	118-157	.752	238	8.5	47	58	43	486	17.4
Career	120-96	490-1,312	.373	15-39	.385	231-325	.711	700	5.8	137	138	150	1,226	10.2

10. Rhoda Chew (1982-85)

YEAR	G-GS	FG-FGA	PCT	3PM-A	PCT	FT-FTA	PCT	REB	AVG	AST	BS	ST	PTS	AVG
1981-82	27-4	33-90	.367			16-34	.471	137	5.1	6	11	20	82	3.0
1982-83	26-26	132-259	.509			38-65	.585	244	9.4	13	18	22	302	11.6
1983-84	26-25	156-325	.480			77-132	.583	329	12.7	13	37	21	389	14.9
1984-85	26-	163-321	.508			89-135	.659	236	9.1	14	51	27	415	16.0
Career	105	484-995	.486			220-366	.601	946	8.9	46	117	90	1,188	11.3

11. Natasha Johnson (1996-2000)

YEAR	G-GS	FG-FGA	PCT	3PM-A	PCT	FT-FTA	PCT	REB	AVG	AST	BS	ST	PTS	AVG
1995-96	27-23	81-241	.336	37-130	.285	51-80	.638	83	3.1	65	1	31	250	9.3
1996-97	28-25	92-288	.357	41-138	.297	80-110	.727	84	3.0	67	3	51	305	10.9
1997-98	27-25	103-289	.356	44-142	.310	75-120	.625	118	4.4	102	4	43	325	12.0
1999-00	27-27	90-248	.363	46-135	.341	66-92	.717	76	2.8	79	4	39	292	10.8
Career	109-100	366-1,066	.343	168-545	.308	272-402	.677	361	3.3	310	12	164	1,172	10.8

12. Tatiana Taylor (2001-04)

YEAR	G-GS	FG-FGA	PCT	3PM-A	PCT	FT-FTA	PCT	REB	AVG	AST	BS	ST	PTS	AVG
2000-01	29-20	79-169	.467	0-1	.000	58-83	.699	149	5.1	12	7	13	216	7.4
2001-02	28-18	75-165	.455	0-1	.000	40-72	.556	121	4.3	13	14	19	190	6.8
2002-03	28-27	150-289	.519	0-0	.000	57-85	.671	219	7.8	25	5	22	357	12.8
2003-04	29-28	151-302	.500	0-3	.000	100-154	.649	203	7.0	29	11	28	402	13.9
Career	114-94	455-925	.492	0-5	.000	255-394	.647	692	6.1	79	37	82	1,165	10.2

13. Lora Alexander (1989-90)

YEAR	G-GS	FG-FGA	PCT	3PM-A	PCT	FT-FTA	PCT	REB	AVG	AST	BS	ST	PTS	AVG
1988-89	27-24	191-448	.426	0-5	.000	114-214	.533	316	11.7	19	35	69	496	18.4
1989-90	29-23	198-442	.448	0-2	.000	127-192	.661	306	10.6	27	16	60	523	29.6
Career	56-47	389-890	.437	0-7	.000	241-406	.593	622	11.1	46	51	129	1,019	18.1

SCORING		G	PTS	AVG
1.	Ta'Rea Cunnigan (2012-15)	122	2,062	16.9
2.	Karen Mason (1978-81)	111	1,760	15.9
3.	Cricket Williams (2001-04)	105	1,676	16.0
4.	Elinor Banks (1978-81)	110	1,672	15.4
5.	Hulett Brooks (1990, 1992-94)	109	1,373	12.6
6.	Kari Steele (1994-97)	110	1,340	12.2
7.	Shelia Brown (1981-84)	100	1,230	12.3
8.	Natalie White (2006-09)	118	1,229	10.4
9.	Lamisha Augustine (2002-06)	120	1,226	10.2
10.	Rhoda Chew (1982-85)	105	1,188	11.3
11.	Natasha Johnson (1996-00)	109	1,172	10.8
12.	Tatiana Taylor (2001-04)	114	1,165	10.2
13.	Lora Alexander (1989-90)	56	1,019	18.2

FIELD GOALS MADE		G	ATT	MADE
1.	Karen Mason (1978-81)	111	1,686	735
2.	Elinor Banks (1978-81)	110	1,609	730
3.	Ta'Rea Cunnigan (2012-15)	122	1,743	690
4.	Shelia Brown (1981-84)	100	1,450	563
5.	Hulett Brooks (1990, 1992-94)	109	1,383	554
6.	Cricket Williams (2001-04)	105	1,531	548
7.	Lamisha Augustine (2002-06)	120	1,312	490
8.	Rhoda Chew (1982-85)	105	995	484
9.	Tatiana Taylor (2001-04)	114	925	455
10.	Kari Steele (1994-97)	110	1,190	441

FIELD GOAL ATTEMPTS		G	MADE	ATT
1.	Ta'Rea Cunnigan (2012-15)	122	690	1,743
2.	Karen Mason (1978-81)	111	735	1,686
3.	Elinor Banks (1978-81)	110	730	1,609
4.	Cricket Williams (2001-04)	105	548	1,531
5.	Shelia Brown (1981-84)	100	558	1,450
6.	Hulett Brooks (1990, 1992-94)	109	554	1,383
7.	Lamisha Augustine (2002-06)	120	490	1,312
8.	Natalie White (2006-08)	118	437	1,273
9.	Kari Steele (1994-97)	110	441	1,190
10.	Natasha Johnson (1996-00)	109	366	1,066

FIELD GOAL PERCENTAGE		G	FG-FGA	PCT
1.	Amber Jackson (2005-06)	57	396-640	.619
2.	Tatiana Taylor (2000-04)	114	455-925	.492
3.	Winnia Gazaway (1979-82)	71	311-637	.488
4.	Dana Foster (1983-86)	103	342-702	.487
5.	Rhoda Chew (1982-85)	105	484-995	.486
6.	Brittany Powell (2007-08)	61	258-540	.478
7.	Pam Pember (1990-92)	52	298-631	.472
8.	Roberta Lawson (1984-85)	50	201-429	.469
9.	Johnnie Thomas (1987-88)	40	207-443	.467
10.	Jasmine Smith (2014-Present)	62	238-511	.466

3-POINT FIELD GOALS MADE		G	ATT	MADE
1.	Kari Steele (1994-97)	110	575	199
2.	Rebecca Woodberry (2014-15)	61	490	171

3.	Jessica Kellogg (2001-05)	119	525	168
	Natasha Johnson (1996-00)	109	545	168
5.	Natalie White (2006-08)	118	568	164
6.	Ta'Rea Cunnigan (2012-15)	122	468	144
7.	Cricket Williams (2001-04)	105	404	114
8.	Atari Parker (2001-02)	57	365	101
9.	Sara Plavljanin (2011-12)	57	279	96
10.	Kim Skaggs (1989-92)	103	238	80

3-POINT FIELD GOALS ATTEMPTED		G	MADE	ATT
1.	Kari Steele (1994-97)	110	199	575
2.	Natalie White (2006-08)	118	164	568
3.	Natasha Johnson (1996-00)	109	168	545
4.	Jessica Kellogg (2001-05)	119	168	525
5.	Rebecca Woodberry (2014-15)	61	171	490
6.	Ta'Rea Cunnigan (2012-15)	122	144	468
7.	Cricket Williams (2001-04)	105	114	404
8.	Atari Parker (2001-02)	57	101	365
9.	Sara Plavljanin (2011-12)	57	96	297
10.	Kim Skaggs (1989-92)	103	80	238
	Sherry Yudt (1990-93)	105	76	238

3-POINT PERCENTAGE		G	3FG-FGA	PCT
1.	Rebecca Woodberry (2014-15)	61	171-490	.349
2.	Megan Gluhan (1998-00)	68	70-202	.347
3.	Kari Steele (1994-97)	110	199-575	.346
4.	Sara Plavljanin (2011-12)	57	96-279	.344
5.	Kim Skaggs (1989-92)	103	80-238	.336
6.	Danada Smith (2001)	29	57-178	.320
7.	Jessica Kellogg (2001-05)	119	168-525	.320
8.	Sherry Yult (1989-93)	105	76-238	.319
9.	Rachol West (2014-Present)	60	62-198	.313
10.	Natasha Johnson (1996-00)	109	168-545	.308

FREE THROWS MADE		G	ATT	MADE
1.	Ta'Rea Cunnigan (2012-15)	122	740	538
2.	Cricket Williams (2001-04)	105	732	466
3.	Karen Mason (1978-81)	111	467	290
4.	Natasha Johnson (1996-00)	109	402	272
5.	Kari Steele (1994-97)	110	359	259
6.	Tatiana Taylor (2001-04)	114	394	255
7.	Hulett Brooks (1990, 1992-94)	109	344	245
8.	Lora Alexander (1989-90)	56	406	241
9.	Sayja Sumler (2008-11)	114	473	235
10.	Lamisha Augustine (2002-06)	120	325	231

FREE THROWS ATTEMPTED		G	MADE	ATT
1.	Ta'Rea Cunnigan (2012-15)	122	535	740
2.	Cricket Williams (2001-04)	105	466	732
3.	Sayja Sumler (2008-11)	114	235	473
4.	Karen Mason (1978-81)	111	290	467
5.	Lora Alexander (1989-90)	56	241	406
6.	Natasha Johnson (1996-00)	109	272	402
7.	Tatiana Taylor (2001-04)	114	255	394

8.	Elinor Banks (1978-81)	110	206	379
9.	Rhoda Chew (1982-85)	105	220	366
10.	Kari Steele (1994-97)	110	259	359

7.	Hulett Brooks (1990, 1992-94)	109	647	5.9
8.	Lora Alexander (1989-90)	56	622	11.1
9.	Winnia Gazaway (1979-80, 1982)	71	604	8.5
10.	Karen Mason (1978-81)	111	562	5.1



Natalie White (2006-09) was one of the most prolific shooters in San José State history. She ranks first in career free throw percentage (.820), fourth in free throws made (164) and eighth in total points (1,229).

In addition, White is seventh in field goal attempts (1,273), third in games played as a Spartan (118) and second in 3-point field goal attempts (568).

FREE THROW PERCENTAGE	G	FT-FTA	PCT
1. Rebecca Woodberry (2014-15)	61	124-140	.886
2. Natalie White (2006-08)	108	191-233	.820
3. Lindsay Harris (2004-05)	56	116-147	.789
4. Atari Parker (2001-02)	57	166-212	.783
5. Pam Pember (1991-92)	52	216-296	.730
6. Ta'Rea Cunnigan (2012-15)	90	425-576	.727
7. Kari Steele (1994-97)	110	259-359	.721
8. Brittany Johnson (2011-12)	58	209-291	.718
9. Hulett Brooks (1990, 1992-94)	109	245-344	.712
10. Lamisha Augustine (2002-06)	120	231-325	.711

REBOUNDING	G	REB	AVG
1. Elinor Banks (1978-81)	110	1,062	9.7
2. Rhoda Chew (1982-85)	105	946	9.0
3. Riana Byrd (2013- Present)	91	819	9.0
4. Debbie Johnson (1979-80, 1982)	84	703	8.4
5. Lamisha Augustine (2002-06)	120	700	5.8
6. Tatiana Taylor (2001-04)	114	692	6.1

ASSISTS	G	AST	AVG
1. Wanda Thompson (1978-81)	113	742	6.6
2. Cricket Williams (2001-04)	105	644	6.1
3. Dana Foster (1983-86)	103	589	5.7
4. LaTasha Causey (1988-90, 1992)	94	337	3.6
5. Sherry Yudt (1990-93)	105	336	3.2
6. Kari Steele (1994-97)	110	333	3.0
7. Natasha Johnson (1996-00)	109	310	2.8
8. Robin Thompson (1981-84)	105	328	3.1
9. Ta'Rea Cunnigan (2012-15)	122	280	2.3
10. Brittany Imaku (2006-08)	63	258	4.1

BLOCKED SHOTS	G	BS	AVG
1. Riana Byrd (2013-Present)	91	163	1.8
2. Elinor Banks (1979-81)	110	156	1.4
4. Lamisha Augustine (2002-06)	120	138	1.2
3. Rhoda Chew (1982-85)	105	117	1.1
5. Shaunna Ridge (2008-10)	58	87	1.5
6. Debbie Johnson (1979-80, 1982)	84	82	1.0
7. Winnia Gazaway (1979-82)	71	79	1.1
8. Shemekia Brown (1992-95)	100	75	0.8
9. Nica Gemo (2004-05)	58	62	1.1
Pam Pember (1991-92)	52	62	1.2

STEALS	G	ST	AVG
1. Wanda Thompson (1978-81)	113	434	3.8
2. Cricket Williams (2001-04)	105	311	2.9
3. Dana Foster (1983-86)	103	266	2.6
4. Ta'Rea Cunnigan (2012-15)	122	258	2.1
5. Kari Steele (1994-97)	110	226	2.1
6. Karen Mason (1978-81)	111	204	1.8
7. Sayja Sumler (2008-11)	114	194	1.7
8. LaTasha Causey (1988-90, 1992)	94	190	2.0
9. Sherry Yudt (1990-93)	105	169	1.6
10. Natalie St. Mary (1982-83)	53	165	3.1

GAMES PLAYED	G
1. Ta'Rea Cunnigan (2012-15)	122
2. Lamisha Augustine (2002-06)	120
3. Jessica Kellogg (2001-05)	119
4. Natalie White (2006-09)	118
5. Sayja Sumler (2008-11)	114
Tatiana Taylor (2001-04)	114
7. Teoma Taylor (2001-04)	113
Wanda Thompson (1978-81)	113
9. Karen Mason (1978-81)	111
10. Kari Steele (1994-97)	110
Elinor Banks (1978-81)	110

SCORING		PTS	SEASON
1.	Brittany Johnson	****603	2011-12
2.	Ta'Rea Cunnigan	**594	2012-13
3.	Cricket Williams	***571	2002-03
4.	Ta'Rea Cunnigan	567	2014-15
5.	Ta'Rea Cunnigan	553	2013-14
6.	Natalie St. Mary	540	1982-83
7.	Lora Alexander	523	1989-90
8.	Karen Mason	517	1980-81
9.	Karen Mason	503	1979-80
10.	Lora Alexander	496	1988-89

FIELD GOALS MADE		MADE	SEASON
1.	Natalie St. Mary	****233	1982-83
2.	Brittany Johnson	217	2011-12
3.	Karen Mason	***212	1979-80
4.	Elinor Banks	211	1979-80
5.	Karen Mason	210	1980-81
6.	Ta'Rea Cunnigan	207	2014-15
7.	Amber Jackson	205	2004-05
8.	Lora Alexander	198	1989-90
9.	Elinor Banks	195	1980-81
10.	Shelia Brown	**193	1981-82

FIELD GOAL ATTEMPTS		ATT	SEASON
1.	Natalie St. Mary	****515	1982-83
2.	Brittany Johnson	502	2011-12
3.	Cricket Williams	***500	2002-03
4.	Karen Mason	495	1979-80
5.	Ta'Rea Cunnigan	494	2013-14
6.	Ta'Rea Cunnigan	490	2014-15
7.	Shelia Brown	**486	1981-82
8.	Karen Mason	478	1980-81
9.	Hulett Brooks	474	1993-94
10.	Lamisha Augustine	473	2004-05

FIELD GOAL PCT. (min. 5/game)		PCT	SEASON
1.	Amber Jackson	.659 (205-311)	2004-05
2.	Amber Jackson	.581 (191-329)	2005-06
3.	Dana Foster	.537 (124-231)	1984-85
4.	Tatiana Taylor	.519 (150-289)	2002-03
5.	Winnia Gazaway	.514 (113-220)	1981-82
6.	Rhoda Chew	.510 (132-259)	1982-83
7.	Rhoda Chew	.508 (163-321)	1984-85
8.	Kylie Page	.507 (148-292)	1995-96
9.	Winnia Gazaway	.506 (84-166)	1978-79
10.	Teoma Taylor	.502 (111-221)	2003-04

3-POINT FIELD GOALS MADE		MADE	SEASON
1.	Rebecca Woodberry	***90	2013-14
2.	Rebecca Woodberry	****81	2014-15
3.	Kari Steele	74	1996-97
4.	Jessica Kellogg	70	2002-03
5.	Jessica Kellogg	65	2004-05

6.	Sara Plavljanić	61	2011-12
7.	Danada Smith	57	2000-01
8.	Natalie White	55	2007-08
9.	Atari Parker	51	2001-02
10.	Atari Parker	50	2000-01

3-POINT ATTEMPTS		ATT	SEASON
1.	Rebecca Woodberry	***251	2013-14
2.	Rebecca Woodberry	****239	2014-15
3.	Jessica Kellogg	**212	2002-03
4.	Jessica Kellogg	196	2004-05
5.	Atari Parker	195	2000-01
6.	Kari Steele	187	1996-97
7.	Danada Smith	178	2000-01
8.	Natalie White	170	2007-08
	Atari Parker	170	2001-02
10.	Ta'Rea Cunnigan	167	2013-14



In two seasons Riana Byrd has already had the second (327 in 2013) and eighth (276 in 2014) most prolific rebounding seasons in San José State history and she ranks ninth on the program's career rebounds list.

In addition, Byrd's 64 blocked shots, as a freshman, are the most by a Spartan in a single season. She backed that up with 43 more last year. Byrd is just the fourth player in program history to surpass 100 blocks in a career and stands 49 from tying Elinor Banks (1978-81) for San José State career shots blocked record.

3-POINT PERCENTAGE		PCT	SEASON
1.	Kim Skaggs	***.407 (37-91)	1991-92
2.	Kari Steele	.396 (74-187)	1996-97
3.	Emily Nichols	*.393 (42-107)	2007-08
4.	Shaunna Ridge	.392 (29-74)	2008-09
5.	Megan Gluhan	** .385 (37-96)	1998-99
6.	Gretchen Seeley	****.384 (38-99)	1993-94
7.	Sherry Yudt	.383 (49-128)	1992-93
8.	Christine Martin	.382 (26-88)	2007-08
9.	Sara Plavjanin	.379 (61-161)	2011-12
10.	Crissy DiLuzio	.378 (31-82)	1999-00

FREE THROWS MADE		MADE	SEASON
1.	Ta'Rea Cunnigan	**178	2012-13
2.	Brittany Johnson	****158	2011-12
3.	Cricket Williams	***152	2002-03
4.	Ta'Rea Cunnigan	138	2013-14
5.	Cricket Williams	134	2001-02
6.	Lora Alexander	127	1989-90
7.	Cricket Williams	123	2003-04
8.	Lamisha Augustine	118	2005-06
9.	Lora Alexander	114	1988-89
10.	Ta'Rea Cunnigan	113	2014-15
	Classye James	113	2013-14
	Pam Pember	113	1991-92

FREE THROWS ATTEMPTED		ATT	SEASON
1.	Cricket Williams	***240	2002-03
2.	Ta'Rea Cunnigan	**235	2012-13
3.	Brittany Johnson	****224	2011-12
4.	Lora Alexander	214	1988-89
5.	Cricket Williams	205	2003-04
6.	Cricket Williams	197	2001-02
7.	Lora Alexander	192	1989-90
8.	Ta'Rea Cunnigan	183	2013-14
9.	Ta'Rea Cunnigan	164	2014-15
10.	Classye James	163	2013-14

FREE THROW PERCENTAGE		PCT	SEASON
1.	Rebecca Woodberry	***.918 (56-61)	2013-14
2.	Natalie White	** .879 (58-66)	2006-07
3.	Rebecca Woodberry	****.861 (68-79)	2014-15
4.	Natalie White	.807 (71-88)	2007-08
5.	Atari Parker	.802 (97-121)	2000-01
6.	Joi Turner	.788 (52-66)	1995-96
7.	Lindsay Harris	.782 (79-101)	2004-05
8.	Brittany Johnson	.761 (51-67)	2010-11
9.	Pam Pember	.758 (113-149)	1991-92
10.	Atari Parker	.758 (69-91)	2001-02

REBOUNDING		REB	SEASON
1.	Rhoda Chew	**329	1983-84
2.	Riana Byrd	*327	2012-13
3.	Lora Alexander	***316	1988-89

4.	Elinor Banks	310	1978-79
5.	Lora Alexander	****306	1989-90
6.	Natalie St. Mary	296	1982-83
7.	Roberta Lawson	279	1984-85
8.	Riana Byrd	276	2013-14
9.	Debbie Johnson	265	1978-79
10.	Amber Jackson	264	2005-06

ASSISTS		AST	SEASON
1.	Wanda Thompson	*211	1977-78
2.	Dana Foster	****196	1985-86
3.	Cricket Williams	***192	2002-03
	Wanda Thompson	**192	1978-79
5.	Erica McGlaston	185	2004-05
	Cricket Williams	185	2003-04
7.	Wanda Thompson	176	1980-81
8.	Wanda Thompson	163	1979-80
9.	Cricket Williams	159	2001-02
10.	Dana Foster	141	1984-85

BLOCKED SHOTS		BS	SEASON
1.	Riana Byrd	*64	2012-13
2.	Lamisha Augustine	****58	2005-06
3.	Riana Byrd	***56	2014-15
4.	Elinor Banks	55	1979-80
5.	Shaunna Ridge	53	2008-09
	Elinor Banks	53	1978-79
7.	Rhoda Chew	51	1984-85
8.	Elinor Banks	**48	1980-81
9.	Riana Byrd	43	2013-14
10.	Nica Gemo	42	2004-05

STEALS		ST	SEASON
1.	Wanda Thompson	***136	1979-80
2.	Wanda Thompson	*108	1977-78
3.	Dana Foster	****106	1985-86
4.	Wanda Thompson	**97	1978-79
5.	Ta'Rea Cunnigan	94	2012-13
	Cricket Williams	94	2003-04
7.	Wanda Thompson	93	1980-81
8.	Cricket Williams	88	2001-02
9.	Dana Foster	87	1984-85
10.	Natalie St. Mary	85	1982-83

* Freshman Record
 ** Sophomore Record
 *** Junior Record
 **** Senior Record

POINTS

Game	41	Hulett Brooks, vs. Sacramento State, 12/10/93
Season	603	Brittany Johnson, 30 games, 2011-12
Season avg.	20.8	Natalie St. Mary (540 pts.), 26 games, 1982-83
Career	2,062	Ta'Rea Cunnigan, 122 games, 2012-15
Career avg.	18.2	Lora Alexander (1,017 pts.), 56 games, 1988-90

FIELD GOALS MADE

Game	16	Natalie St. Mary (23 att.), vs. Cal Poly SLO, 11/20/82
Season	233	Natalie St. Mary (515 att.), 26 games, 1982-83
Career	730	Elinor Banks (1,609 att.), 110 games, 1977-81

FIELD GOALS ATTEMPTED

Game	33	Hulett Brooks (14 made), vs. Sacramento State, 12/10/93
Season	515	Natalie St. Mary (233 made), 26 games, 1982-83
Career	1,743	Ta'Rea Cunnigan (690 made), 122 games, 2012-15

FIELD GOAL PERCENTAGE

Game	.846	Tatiana Taylor (11-13), vs. Boise State, 1/22/04
Season	.659	Amber Jackson (205-311), 30 games, 2004-05
Career	.619	Amber Jackson (396-640), 56 games, 2005-06

THREE-POINT FIELD GOALS MADE

Game	8	Gretchen Seeley (14 att.), vs. Long Beach State, 2/13/94 Rebecca Woodberry (14 att.), at UNLV, 3/6/15 Rebecca Woodberry (11 att.), vs. Utah State, 3-9-15
Season	90	Rebecca Woodberry (251 att.), 29 games, 2013-14
Career	199	Kari Steele (575 att.), 110 games, 1994-97

THREE-POINT FIELD GOALS ATTEMPTED

Game	15	Natalie White (6 made) at Washington St., 12/16/07
Season	251	Rebecca Woodberry (90 made), 29 games, 2013-14
Career	575	Kari Steele (199 made), 110 games, 1994-97

FREE THROWS MADE

Game	15	Lindsay Harris (16 att.) vs. Rice, 3/11/2005
	15	Karen Mason (17 att.), vs. Cal Poly Pomona, 12/10/77
Season	178	Ta'Rea Cunnigan (235 att.), 30 games, 2012-13
Career	538	Ta'Rea Cunnigan (740 att.), 122 games, 2012-15

FREE THROWS ATTEMPTED

Game	18	Lora Alexander (11 made), vs. Long Beach State, 1/7/89
Season	240	Cricket Williams (152 made), 28 games, 2002-03
Career	740	Ta'Rea Cunnigan (538 made), 122 games, 2012-15

REBOUNDS

Game	21	Rhoda Chew, vs. Santa Clara, 2/21/84
	21	Rhoda Chew, vs. Pacific, 12/8/84
Season	329	Rhoda Chew, 26 games, 1983-84
Season avg.	12.7	Rhoda Chew (329), 26 games, 1983-84
Career	1,062	Elinor Banks, 110 games, 1977-81
Career avg.	11.1	Lora Alexander (622), 56 games, 1988-90

ASSISTS

Game	16	Cricket Williams, vs. Tulsa, 3/2/03
	16	Liz Keough, vs. Stanislaus State, 1976-77
Season	211	Wanda Thompson, 27 games, 1977-78
Season avg.	7.8	Wanda Thompson (211), 27 games, 1977-78
Career	742	Wanda Thompson, 113 games, 1977-78
Career avg.	6.6	Wanda Thompson (742), 113 games, 1977-78

STEALS

Game	12	Natalie St. Mary, vs. Cal Poly SLO, 11/20/82
Season	136	Wanda Thompson, 31 games, 1979-80
Season avg.	4.4	Wanda Thompson (136), 31 games, 1979-80
Career	434	Wanda Thompson, 113 games, 1977-81
Career avg.	3.8	Wanda Thompson (434), 113 games, 1977-81

BLOCKED SHOTS

Game	7	Nica Gemo, vs. Boise State, 1/20/2005
	7	Rhoda Chew, vs. Washington State, 1/20/83
Season	64	Riana Byrd, 30 games, 2012-13
Season avg.	2.1	Riana Byrd (64), 30 games, 2012-13
Career	163	Riana Byrd, 91 games, 2013-Present
Career avg.	1.8	Riana Byrd (163), 91 games, 2013-Present


All Career Averages are based on a minimum of 50 games

Coaching Staff

The Spartans

2014-15 Review

Record Book



Gretchen Seeley (1993-94) holds the San José State single-game record for made 3-pointers.

Seeley sank eight threes in a game against Long Beach State on February 13, 1994.

Her .384 3-point shooting percentage in the 2013-14 season ranks fifth on the Spartans' single-season list and it is the record for a senior.

POINTS

Game	119	vs. Columbia (11/16/14)
Season	2,511	2014-15, 32 games
Season average	78.9	1978-79, 28 games, 2,208 points
Largest winning margin	65	vs. Cal Poly SLO (1/6/79), 96-31
Largest losing margin	80	vs. Long Beach St. (2/14/87), 149-69

FEWEST POINTS

Half	7	vs. Rice, 2/17/00
Game	26	vs. Utah, 2/18/99
Season	1,294	1998-99, 27 games
Season Average	47.7	2010-11, 29 games
Conference Season	632	1998-99, 14 games

FIELD GOALS MADE

Game	44	vs. Arizona, 1/4/79
Season	972	1979-80, 31 games

FIELD GOALS ATTEMPTED

Game	109	vs. Santa Clara, 2/22/78
Season	2,262	2014-15, 32 games

THREE-POINT FIELD GOALS MADE

Game	19	at UNLV, 3/6/15
Season	271	2014-15, 32 games

THREE-POINT FIELD GOALS ATTEMPTED

Game	42	at San Diego State, 1/22/14
Season	872	2014-15, 32 games

FREE THROWS MADE

Game	42	vs. Columbia, 11/16/14
Season	493	2013-14, 30 games

FREE THROWS ATTEMPTED

Game	53	vs. Columbia, 11/16/14
Season	726	2013-14, 30 games

FREE THROW PERCENTAGE

Game	.929	vs. Santa Clara, 12/11/91
Season	.718	2012-13, 30 games

REBOUNDS

Game	87	vs. Fresno State, 2/2/79
Season	1,578	1978-79, 28 games
Season average	56.4	1978-78, 28 games

ASSISTS

Game	30	vs. USF, 2/17/78
Season	501	2014-15, 32 games
Season average	21.0	1977-78, 27 games

STEALS

Game	35	vs. Washington State, 2/8/80
Season	525	1979-80, 31 games
Season average	16.9	1979-80, 31 games

BLOCKED SHOTS

Game	19	vs. USF, 2/10/79
Season	198	1978-79, 28 games
Season average	7.1	1978-79, 28 games



Before last year's team scored 2,511 points, the 2,308 points the 2013-14 Spartans scored were the highest scoring team in the program's 39 years of existence.

That squad also set single-season team records for 3-point attempts (793), 3-pointers made (245), free throw attempts (726) as well as free throws made (493).

POINTS

San José State Player	38, Danada Smith, vs. Long Island, 12/30/00
Opponent Player	40, Diamond Ford, Texas State, 12/29/12
San José State	119, vs. Columbia, 11/16/14
Opponent	110, Long Beach State, 1/28/91

FIELD GOALS MADE

San José State Player	15, Amber Jackson, vs. Nevada, 12/30/04
Opponent Player	18, Penny Moore, Long Beach State, 2/24/90
San José State	39, vs. Sacramento State, 12/22/14
Opponent	45, Long Beach State, 1/28/91

FIELD GOALS ATTEMPTED

San José State Player	29, Danada Smith, vs. Long Island, 12/30/00
Opponent Player	30, Anita Maxwell, New Mexico State, 2/17/95
San José State	92, vs. Sacramento State, 12/22/14
Opponent	104, Sacramento State, 12/22/14

3-POINT FIELD GOALS MADE

San José State Player	7, Rebecca Woodberry vs. Georgia St., 12/18/13
	7, Danada Smith, vs. Long Island, 12/30/00
	7, Kari Steele, vs. Air Force, 2/15/97
Opponent Player	8, Jill Sutton, TCU, 1/8/98
San José State	14, vs. Georgia State, 12/18/13
Opponent	15, Boise State, 1/25/14
	15, Southern Utah, 12/8/12

3-POINT FIELD GOALS ATTEMPTED

San José State Player	15, Jessica Kellogg, vs. Tulsa, 3/2/03
Opponent Player	14, Sydnee Fipps, UC Davis, 12/10/14
	14, Nadia Begay, Boise State, 2/22/07
	14, Lindsey Logan, Fresno State, 2/11/01
	14, Autumn Hollyfield, Cal State Fullerton, 2/5/94
San José State	38, vs. San Diego State, 2/26/14
Opponent	43, Fresno State, 2/25/12

FREE THROWS MADE

San José State Player	13, Megan Gluhan, vs. Cal Poly, 11/13/98
	13, Ta'Rea Cunnigan, vs. Texas State, 12/29/12
Opponent Player	16, Ashley Brown, Utah State, 2/2/12
San José State	42, vs. Columbia, 11/16/14
Opponent	28, vs. UTEP, 1/2/01

FREE THROWS ATTEMPTED

San José State Player	16, Cricket Williams, vs. Rice, 2/27/03
Opponent Player	26, Ashley Brown, Utah State, 2/2/12
San José State	53, vs. Columbia, 11/16/14
Opponent	42, UC Santa Barbara, 2/11/93

REBOUNDS


San José State Player	19, Teoma Taylor, vs. Boise State, 1/2/03,
	19, Riana Byrd vs. Cal State Northridge, 12/1/12
Opponent Player	18, Margaret Huntington, Sacramento State, 12/22/14
San José State	64, vs. Portland State, 12/28/90

Opponent

63, Gonzaga, 11/21/99
63, Northwestern State (La.), 12/20/93

ASSISTS

San José State Player	16, Cricket Williams, vs. Tulsa, 3/2/03
Opponent Player	14, Tine Freil, Pacific, 3/1/93
San José State	24, vs. Sacramento State, 12/22/14
	24, vs. Utah State, 1/12/13
	24, vs. Nevada, 12/30/04
	24, vs. Drake, 12/28/91
Opponent	30, San Diego State, 1/20/90



Kari Steele (1994-97) held the San José State single-season record for 3-point field goals with made for 17 years, from 1997 to 2013, after sinking 74 in 1996-97.

Steele owns the Spartans career record with 199 3-pointers and is tied with Danada Smith and Rebecca Woodberry for The Event Center single-game record of seven threes in a game.

Her 1,340 points ranks sixth on the San José State career scoring list.

BLOCKED SHOTS

San José State Player	7, Nica Gemo, vs. Boise State, 1/20/05
Opponent Player	6, Brina Chaney, Oregon State, 12/4/02
	6, Pauline Jordan, UNLV, 2/22/90
San José State	11, vs. Sacramento State, 12/22/14
Opponent	10, UNLV, 2/22/90

STEALS

San José State Player	8, Riana Byrd, vs. UTSA, 12/31/12
	8, Alisha Hicks, vs. Pacific, 11/20/07
	8, Alisha Hicks, vs. Utah State, 2/3/07
	8, Juliana Smith, vs. Gonzaga, 11/21/99
Opponent Player	8, Kimberly Hill, Northwestern State (La.), 12/20/91
	8, Lisa Crosskey, UC Santa Barbara, 1/12/91
	8, Suzanne McNally, SMU, 12/29/91
San José State	23, vs. Northern Arizona, 12/1/11
Opponent	23, New Mexico State, 1/4/91

POINTS

- 41 Hulett Brooks, vs. Sacramento State (12/10/93)
- 38 Danada Smith, vs. Long Island (12/30/00)
- 36 Natalie St. Mary, vs. Cal Poly SLO (11/20/82)
Lora Alexander, vs. Santa Clara (12/20/88)
Emily Schill, vs. Utah State (1/12/13) Freshman Record**
- 35 Karen Mason, vs. Cal State Fullerton (12/6/80)
Hulett Brooks, vs. UNLV (2/17/94)
Kari Steele, vs. Air Force (2/15/97)
Lamisha Augustine, vs. Colorado State (12/10/05)
Ta'Rea Cunnigan, at Nevada (2/7/15)
- 34 Tatiana Taylor, vs. Nevada (3/6/04)
Chasity Shavers, vs. Boise State (2/20/10)
- 33 Kylie Page, vs. Montana State (12/30/95)
Lora Alexander, vs. Long Beach State (2/24/90)
- 32 Johnnie Thomas, vs. UC Santa Barbara (1/10/87)
Hulett Brooks, vs. Loyola Marymount (12/29/93)
Cricket Williams, vs. SMU (1/11/03)
Jessica Kellogg, vs. Tulsa (3/2/03)
Amber Jackson, vs. Nevada (12/30/04)
Chasity Shavers, vs. California (12/9/09)
Brittany Johnson, at Nevada (1/28/12)
- 31 Lora Alexander, vs. Long Beach State (1/7/89)
Hulett Brooks, vs. Cal State Northridge (12/30/93)
Brittany Johnson, vs. Idaho (3/7/12)
- 30 Karen Mason, vs. Stanford (2/24/79)
Winnia Gazaway, vs. Pacific (1/16/82)
Rhoda Chew, vs. Idaho State (12/27/84)
Rhoda Chew, vs. California (3/1/85)
Lora Alexander, vs. UNLV (2/22/90)
Courtney Wittstruck, vs. Nevada (12/29/97)
Sasha Spalding, vs. TCU (1/8/98)
Atari Parker, vs. Hawaii (1/21/01)
Cricket Williams, vs. UTEP (3/6/03)
Ta'Rea Cunnigan, vs. Texas State (12/29/12)
Ta'Rea Cunnigan, vs. UT Arlington (1/26/13)
Rebecca Woodberry, at Utah (11/14/14)
Ta'Rea Cunnigan, at UNLV (3/6/15)
- 29 Atari Parker, vs. Santa Clara (11/29/00)
Kylie Page, vs. Idaho (12/9/95)
Kari Steele, vs. Cal State Fullerton (1/15/95)
Natalie St. Mary, vs. California (2/26/83)
Cricket Williams, vs. Fresno State (1/25/03)
Brittany Johnson, at Hawai'i (2/11/12)
Ta'Rea Cunnigan, at Santa Clara (11/12/13)
Rebecca Woodberry, vs. San Francisco (11/20/13)
- 28 Lee Bernardino, vs. San Diego State (12/3/77)
Karen Mason, vs. California (1/31/79)
Karen Mason, vs. USC (3/9/79)
Karen Mason, vs. San Francisco (2/21/80)
Natalie St. Mary, vs. Pacific (2/10/83)
Shelia Brown, vs. California (3/2/84)
Pam Pember, vs. UC Irvine (2/1/92)
Kim Skaggs, vs. UC Santa Barbara (2/13/92)


- Pam Pember, vs. UC Irvine (2/27/92)
- Pam Pember, vs. Cal State Fullerton (2/29/92)
- Cricket Williams, vs. Southern Utah (12/21/02)
- Cricket Williams, vs. Nevada (2/22/03)
- Lamisha Augustine, vs. Boise State (2/1/06)
- Sara Plavljanin, vs. New Mexico State (1/8/11)
- Sara Plavljanin, at Santa Clara (12/17/11)
- Brittany Johnson, at Southern Utah (1/3/12)
- Ta'Rea Cunnigan, at Evansville (11/17/12)
- Ta'Rea Cunnigan, vs. San Francisco (11/20/13)
- Ta'Rea Cunnigan, vs. Denver (1/17/13)
- Ta'Rea Cunnigan, vs. Air Force (1/15/14)
- Rebecca Woodberry, at Colorado (12/5/14)

REBOUNDS

- 21 Rhoda Chew, vs. Santa Clara (2/21/84)
Rhoda Chew, vs. Pacific (12/8/84)
- 20 Elinor Banks, vs. Fresno State (2/2/79)
Rhoda Chew, vs. San Francisco (1/14/84)
Taja Winston, vs. California (2/7/86)
Lora Alexander, vs. UC Santa Barbara (2/23/89)
Riana Byrd, vs. Colorado State (3/4/14)
- 19 Jan Peterson, vs. unknown opponent (1976-77)
Sally Halvorson, vs. unknown opponent (1976-77)
Elinor Banks, vs Long Beach State (2/25/78)
Elinor Banks, vs. Chico State (12/29/79)
Roberta Lawson, vs. UC Santa Barbara (11/15/84)
Lora Alexander, vs. Santa Clara (12/20/88)
Lora Alexander, vs. Central Michigan (12/29/88)
Lora Alexander, vs. Pacific (2/29/90)
Teoma Taylor, vs. Boise State (1/2/03)
Riana Byrd, vs. Cal State Northridge (12/1/12)
- 18 Elinor Banks, vs. Hayward State (12/21/78)
Elinor Banks, vs. Cal Poly SLO (1/6/79)
Rhoda Chew, vs. Houston, (12/21/82)
Natalie St. Mary, vs. Oregon State (2/5/83)
Natalie St. Mary, vs. Fresno State (2/12/83)
Rhoda Chew, vs. Santa Clara (1/18/84)
Taja Winston, vs. Montana (1/1/86)
Pam Pember, vs. UC Santa Barbara (1/12/91)
Shemekia Brown, vs. Idaho (11/26/94)
Sasha Spalding, vs. TCU (1/8/98)
Emily Schill, vs. Utah State (1/12/13)
Riana Byrd, vs. UMKC (12/21/13)

20/20 CLUB

- 27 points, 20 rebounds Lora Alexander, vs. UC Santa Barbara (2/23/89)



Elinor Banks (1978-81) is the first Spartan women's basketball player to earn All-America honors.

A two-time first team and two-time second team NorCal performer in her four years (1978-81) at San José State.

Banks holds the Spartans' career record for rebounds (1,062) and blocked shots (156) and ranks second in field goals made (730) and field goals attempted (1,609).

Her 1,699 points are the third most ever scored in a career and on November 5, 1999 she became the first women's basketball player inducted into the San José State Sports Hall of Fame.

All-America

Elinor Banks	1978, '79
Karen Mason	1980, '81

Academic

<u>Capital One Academic All-District VIII</u>	
Ta'Rea Cunnigan	2013
Ta'Rea Cunnigan	2015
<u>Arthur Ashe, Jr. Sports Scholar</u>	
Ta'Rea Cunnigan	2013
Ta'Rea Cunnigan	2015

<u>San José State President's Scholar</u>	
Emily Vann	2015

<u>San José State Dean's Scholar</u>	
Ta'Rea Cunnigan	2014, '15

<u>Mountain West Scholar-Athlete</u>	
Ta'Rea Cunnigan	2014, '15
Emily Vann	2015
Rachol West	2014, '15

<u>Academic All-Mountain West</u>	
Paris Baird	2014
Ta'Rea Cunnigan	2014
Britta Hall	2014
Rachol West	2014
Rebecca Woodberry	2014

**Mountain West Conference
2014-Present**

<u>All-Mountain West First Team</u>	
Ta'Rea Cunnigan	2015

<u>Honorable Mention</u>	
Ta'Rea Cunnigan	2014

<u>All-Freshman Team</u>	
Jasmine Smith	2014

<u>Preseason All-MW</u>	
Ta'Rea Cunnigan	2014
Ta'Rea Cunnigan	2015

<u>Mountain West All-Tournament Team</u>	
Rebecca Woodberry	2015

<u>Player of the Week</u>	
Ta'Rea Cunnigan	11/11/13, 1/25/15
Rachol West	12/28/14

**Western Athletic Conference
(1997-2013)**

<u>All-WAC First Team</u>	
Lamisha Augustine	2005, '06
Ta'Rea Cunnigan	2013
Amber Jackson	2006
Brittany Johnson	2012
Cricket Williams	2002, '03

<u>Second Team</u>	
Amber Jackson	2005
Cricket Williams	2005

<u>Third Team</u>	
Riana Byrd	2013

<u>All-Defensive Team</u>	
Riana Byrd	2013
Cricket Williams	2002

<u>All-Freshman Team</u>	
Riana Byrd	2013
Ta'Rea Cunnigan	2012
Amber Jackson	2005
Brittany Powell	2007

<u>Coach of the Year</u>	
Tim La Kose	2012
Janice Richard	2002

<u>Preseason All-WAC</u>	
Ta'Rea Cunnigan	2013

<u>Players of the Week</u>	
Elea A'Giza	Dec. 31, 2001
Lamisha Augustine,	Jan. 31, 2005, Dec. 12, 2005
Riana Byrd	Dec. 2, 2012, Mar. 4, 2013
Ta'Rea Cunnigan	Nov. 19, 2012
Amber Jackson	Dec. 13, 2004, Jan. 23, 2006
Brittany Johnson	Dec. 5, 2011, Jan. 16, 2012, Feb. 27, 2012
Erica McGlaston	Feb. 28, 2005
Atari Parker	Jan. 22, 2001, Feb. 12, 2001
Sara Plavljjanin	Jan. 9, 2012
Chasity Shavers	Dec. 7, 2009
Emily Schill	Jan. 13, 2013
Danada Smith	Jan. 2, 2001
Kari Steele	Feb. 17, 1997
Tatiana Taylor	Mar. 8, 2004
Joi Turner	Dec. 30, 1996
Cricket Williams	Feb. 18, 2003, Mar. 3, 2003, Dec. 29, 2003

Big West Conference (1989-1996)

<u>All-Big West First Team</u>	
Hulett Brooks	1994

<u>Second Team</u>	
Lora Alexander	1989
Hulett Brooks	1993

<u>Honorable Mention</u>	
Lora Alexander	1990
Kylie Page	1996
Kari Steele	1994, '95
Johnnie Thomas	1987

<u>All-Freshman Team</u>	
Hulett Brooks	1990
LaTasha Causey	1988
Kylie Page	1996
Kim Skaggs	1989
Kari Steele	1994

<u>Freshman of the Year</u>	
Kylie Page	1996

<u>Big West Players of the Week</u>	
Kylie Page	Dec. 12, 1995, Jan. 2, 1996
Hulett Brooks	Jan., 1994 , Mar. 1, 1994

All-NorPac Conference (1983-86)

<u>First Team</u>	
Natalie St. Mary	1983

<u>Second Team</u>	
Rhoda Chew	1984
Dana Foster	1988, '86

<u>All-Freshman Team</u>	
Japora Smith	1985

NorCal Conference (1977-1982)

<u>All-NorCal First Team</u>	
1979	Elinor Banks 1978, '79
1979	Karen Mason 1979, '80, '81
1980	Wanda Thompson 1980

<u>Second Team</u>	
Shelia Brown	1982
Elinor Banks	1980, '81
Debbie Johnson	1978, '79
Wanda Thompson	1978, '79, '81

<u>Coach of the Year</u>	
Sharon Chatman	1977, '78

A

Elea A'Giza	2001, '02
Lora Alexander	1989, '90
Ashley Alipate	2006
Terry Anderson	1975
Monet Andrews	2002
Palagi Atoe	2010, '12
Diane Augmon	1983
Lamisha Augustine	2002, '03, '04, '05, '06

B

Paris Baird	2014, '15
Aniya Baker	2014, '15
Elinor Banks	1978, '79, '80, '81
Myosha Barnes	2006, '07, '08
Kathleen Barrett	1996, '97, '98, '99
Jeanette Bean	1983
Marianne Belgen	1982
Lee Bernardino	1978, '79
Ali Bettencourt	2015
Jennifer Biondi	1985
Kelly Blair	2009
Sherri Boone	1986
Jessica Borello	2001
Lindy Boretti	1977
Vicki Boyd	1975
Britney Bradley	2011
Chantelle Brazzel	1999, '00
Mary Brennan	1985, '86
Sheila Brewer	1992
Myesha Broaden	2009, '10, '11, '12
Hulett Brooks	1990, '92, '93, '94
Ashley Brown	2009, '10
Marilyn Brown	1991
Shelia Brown	1981, '82, '83, '84
Shemekia Brown	1992, '93, '94, '95
Daphne Brownson	1992, '93, '94, '95
Shana Buchanan	2001
Jackie Burress	1983
Denise Burtis	1980, '81
Riana Byrd	2013, '14, '15

C

Christina Calcagno	2009
Danna Campbell	1997, '98
Sarah Cantway	1996
Suzanne Carlos	1975
La Tasha Causey	1988, '89, '90, '92
Chrissy Chang	1994
Rhoda Chew	1982, '83, '84, '85
Stephanie Childs	1991, '92
Donna Clark	1984
Monique Coble	2009, '11
Ta' Rea Cunnigan	2012, '13, '14, '15

D

Celina Dagnino	1998, '99, '00
Dafina Dailey	1999
Tamiko Davis	2007, '08
Adia Dawson	1995, '96, '98
Susan Day	1978, '79, '80
Jamiyla DeBoise	2013
Gail Dennis	1995, '96
Phyllis DiGeronimo	1988, '89
Crissy DiLuzio	2000
Sandra Dorsey	1975
Patty Duke	1987
Cindy Durio	1976

E

Connie Ebanez	1978
Aumornai Edinburgh	2008, '09
Wendy Elvord	1982

F

Brenda Farley	1985
Breana Fields	2006
Rachel Finnegan	2010, '12
Kayla Forster	2003, '04
Dana Foster	1983, '84, '85, '86
Toni Foster	1977
Lisa Fraser	1979

G

April Gafford	1986, '87
Cindy Galarza	1981, '82
Winnia Gazaway	1979, '80, '81, '82
Nica Gemo	2004, '05
Rochell Gentry	1975
Kristine Germone	1988
Megan Gluhan	1998, '99, '00
Chris Gonzales	1976
Michelle Gossman	1995
Roxane Grayson	1980, '81

H

Amber Hall	2006, '07
Britta Hall	2014
Jaime Hall	2006, '07
Marnesha Hall	2010, '11
Sally Halvorson	1977, '78, '79
Jana Ham	1976
Dominique Hamilton	2009, '10, '11
Shatiqua Hampton	1996
Michelle Hanson	1997, '98
Rhonda Hanson	1978
Lindsay Harris	2004, '05
Lois Harris	1999, '00
Nyre Harris	2015
Tiffany Hearn	2003

Melissa Henderson	2003
Wanda Henderson	1975
Joanne Hernandez	1982, '83
Alisha Hicks	2006, '07, '08
Alexis Hill	2013
Janie Hillyer	1975, '76, '77, '78
Judy Hillyer	1975, '76
Lori Hoffman	1977
Lori Hogen	1975, '76
Lori Holder	1984
Cheryl Hooper	1984
Rebecca Hunt	1995, '96
LaTrese Hunter	1989, '90

I

Diseph Igoni	2001
Lisa Imahara	1987
Brittany Imaku	2006, '08
Kim Inman	1985, '86
Erin Irving	1996, '97, '98
LaDonna Irving	1992, '93, '94, '95

J

Amber Jackson	2005, '06
Lynette Jacobs	2007
Classye James	2013, '14
Brittany Johnson	2011, '12
Cathy Johnson	1977
Debbie Johnson	1978, '79, '80, '82
Kendra Johnson	1987
Liz Johnson	2010, '11
Natasha Johnson	1996, '97, '98, '99, '00
Rachel Johnson	1999
Teddi Johnson	1986, '87, '88, '89
Bridgette Jones	1986
Dana Jones	1988, '98, '90, '91
Myiesha Jones	2001

K

Jessica Kellogg	2001, '02, '03, '04, '05
Barbara Kelly	1976, '77
Monica Kerns	1991
Liz Keough	1977
Jan Khamashta	1978
Bernadette Knight	1993, '94
Elaina Knight	1996

L


Myzhanique Ladd	2015
Roberta Lawson	1984, '85
Elana Layton	1978
Mary Beth Ledesma	1984, '85, '87, '88
Cathy Lee	1977
Lisa Little	1993
Patti Lindh	1976

M			
Tenecia Macon	2003		
Debbie Malchow	1975		
Christine Martin	2008		
Karen Mason	1978, '79, '80, '81		
Jane Masunagu	1975, '76		
Patti McBride	1975, '76		
Dominica McCord	1993, '94, '95		
Renee McFarland	1997		
Aisha McGee	1999		
Ranice McGee	1977		
Erica McGlaston	2004, '05		
Cindy McGovern	1977		
Tiffany McKneely	2004		
Pam McNelis	1988		
Heather McPherson	1990		
Julie Meeks	1975		
Patty Meiner	1988, '89, '90		
Kim Miller	1996, '97		
Danielle Mirante	1994, '95		
Noelle Mitchell	1975, '76		
Angela Modin	1998, '99		
Tricia Montgomery	1992, '93		
Chris Mooring	1977		
Brittany Morris	2004, '05, '06		
Sabrina Murphy	2005, '06		
N			
AJ Newton	2011		
Emily Nichols	2008		
Linda Nichols	1976		
Kimberly Noble	2005		
O			
Raylene Ochoa	1976, '77, '78, '79		
Gayle Olsen	1985		
Ciara Omar	1999		
Madeline Orr	1976		
P			
Jodi Page	1989, '90		
Kylie Page	1996		
Lori Palmquist	1975		
Atari Parker	2001, '02		
Tina Parrott	1987		
Mary Pasek	1975		
Sandy Pearsall	1977		
Joanne Peixoto	1975, '76		
Pam Pember	1991, '92		
Monica Pepple	1977		
Liliana Perez	1988		
Jan Peterson	1977		
Sheryl Peterson	1975		
Sara Plavljanin	2011, '12		
Robin Poppoff	1975		
Brittany Powell	2007, '08		
Nikki Prescott	2002, '03		
Mandy Purnell	1978		
R			
Peggy Rambeau	1988		
Diana Ramirez	1976		
Regina Ramirez	1980		
Desiree Ramos	2015		
Maya Rawls	1993, '94, '95		
Autumn Reede	1999		
Gayle Rennek	1976		
Theresa Ribera	1975		
Shaunna Ridge	2009		
Heather Ridnour	1998		
Kerry Rosenberg	1975		
S			
Sandi Satre	1979, '80, '81		
Sonya Satre	1978		
Rozlan Saunders	1980		
Katie Schneider	2001, '02		
Carol Scott	1975		
Gretchen Seeley	1993, '94		
Lindsay Shank	1975		
Chasity Shavers	2009		
Kim Sheehy	2003		
Emily Schill	2013, '14, '15		
Christina Shoaf	2006		
Maria Silverio	1991		
Kim Skaggs	1989, '90, '91, '92		
Renee Simmons	1978		
LaTanya Simmons	1983, '84		
Amy Smith	1994		
Ayana Smith	1995, '96, '98, '99		
Chaunita Smith	2002, '03		
Danada Smith	2001		
Japora Smith	1985		
Jasmine Smith	2014, '15		
Juliana Smith	2000		
Karen Smith	1989, '90, '91, '92		
LaVerne Smith	1984		
MiaTonya Smith	2001, '02		
Chris Snyder	1989, '91		
Leoni Solia	2011		
Jan Spalding	1976, '77, '78		
Sasha Spalding	1996, '97, '98, '99, '00		
Natalie St. Mary	1982, '83		
Vickie Stanbridge	1975		
Kari Steele	1994, '95, '96, '97		
Ellie Stevens	2015		
Joyce Stewart	1986, '87, '88		
Shari Stoullil	1984		
Dana Stout	1975		
Bernadette Sufflé	2000		
Sayja Sumler	2008, '09, '10, '11		
Teri (Palmer) Swarbrick	1977, '80		
T			
Jayzyl Tauala	2013, '14		
Tatiana Taylor	2001, '02, '03, '04		
Teoma Taylor	2001, '02, '03, '04		
Chereese Thomas	2013, '14, '15		
Johnnie Thomas	1987, '88		
Robin Thompson	1981, '82, '83, '84		
Wanda Thompson	1978, '79, '80, '81		
Tamara Tigue	1987, '89, '90		
Pam Trombatore	1976		
Chenne Tuimoloau	2004		
Cathy Turner	1979		
Joi Turner	1994, '95, '96, '97		
Sharon Turner	1982, '83, '84, '86		
U			
Anetero Uiagalelei	2005, '06		
V			
Angela Vadnais	1986		
Emily Vann	2014, '15		
Chela Vasquez	1976		
W			
Karen Ward	1981, '82		
Sue Webb	1977		
Rachol West	2014, '15		
Tiffany Wells	2003		
Natalie White	2006, '07, '08, '09		
Cricket Williams	2001, '02, '03, '04		
Elisha Williams	1997, '98		
Francine Williams	1993		
Kalia Williams	2006, '07		
Marissa Williams	2011, '12		
Taja Winston	1985, '86		
Courtney Wittstruck	1998		
Rebecca Woodberry	2014, '15		
Nanea Woods	2011		
Shannon Wooten	1994		
Megan Wrinkle	1991		
Y			
Debbie Yanaguhara	1975, '76		
Sherry Yudt	1990, '91, '92, '93		
Z			
Yvonne Zandi	1996, '97		

BOLD indicates members of the 2015-16 roster.

YEAR	W/L	PCT.	CONF./FINISH	PCT	HEAD COACH
1974-75	3-5	.375			Carolyn Lewis
1975-76	5-10	.333			Carolyn Lewis
1976-77	10-10	.500	4-7/4th	.364	Sharon Chatman
1977-78	17-10	.630	12-0/1st	1.000	Sharon Chatman
1978-79	24-4	.857	12-0/1st	1.000	Sharon Chatman
1979-80	22-9	.710	9-3/2nd	.750	Sharon Chatman
1980-81	14-13	.519	8-4/2nd	.667	Sharon Chatman
1981-82	15-12	.556	7-5/3rd	.583	Sharon Chatman
1982-83	17-9	.624	8-6/5th	.571	Sharon Chatman
1983-84	9-17	.346	5-9/6th	.357	Sharon Chatman
1984-85	9-17	.346	3-9/7th	.250	Sharon Chatman
1985-86	6-20	.231	1-11/7th	.083	Sharon Chatman
1986-87	3-23	.115	1-17/9th	.056	Tina Krah
1987-88	1-26	.037	0-18/10th	.000	Tina Krah
1988-89	4-23	.148	1-17/10th	.056	Tina Krah
1989-90	5-24	.172	2-16/9th	.111	Tina Krah
1990-91	2-25	.074	0-18/10th	.000	Tina Krah
1991-92	2-25	.074	1-17/10th	.056	Tina Krah
1992-93	5-21	.192	4-14/T8th	.222	Karen Smith
1993-94	14-13	.519	9-9/T6th	.500	Karen Smith
1994-95	4-24	.142	2-16/10th	.111	Karen Smith
1995-96	8-19	.308	3-15/T9th	.167	Karen Smith
1996-97	10-18	.357	5-11/6th	.313	Karen Smith
1997-98	6-21	.222	2-12/8th	.143	Karen Smith
1998-99	2-25	.074	0-14/8th	.000	Karen Smith
1999-00	3-24	.111	1-13/8th	.071	Janice Richard
2000-01	13-16	.448	4-12/9th	.250	Janice Richard
2001-02	17-11	.607	12-6/4th	.750	Janice Richard
2002-03	13-15	.464	9-9/6th	.500	Janice Richard
2003-04	16-13	.552	7-11/T6th	.389	Janice Richard
2004-05	18-12	.600	10-8/T4th	.556	Janice Richard
2005-06	13-15	.464	8-8/T4th	.500	Janice Richard
2006-07	5-27	.156	4-12/T8th	.333	#Greg Lockridge
2006-07					^Derrick Allen
2007-08	3-28	.097	1-15/9th	.063	Pam DeCosta
2008-09	2-28	.067	1-15/9th	.063	Pam DeCosta
2009-10	6-23	.207	2-14/9th	.125	Pam DeCosta
2010-11	2-27	.069	2-14/9th	.125	Pam DeCosta
2011-12	11-19	.367	6-8/T4th	.429	Tim La Kose
2012-13	11-19	.367	8-10/6th	.444	Tim La Kose
2013-14	11-19	.367	5-13/10th	.278	Jamie Craighead
2014-15	15-17	.469	7-11/8th	.389	Jamie Craighead
41 Years	376-736	.338	186-427	.303	

- Greg Lockridge was an interim coach (0-6) during part of the 2006-07 season
 ^ - Derrick Allen was an interim coach (5-21) during part of the 2006-07 season



Sharon Chatman, who coached the Spartans from 1997 through the 1986 season, is the only coach in program history with a winning record. In 10 seasons she posted a 143-121 record (.542).

Chatman led the Spartans to four consecutive postseason births in the Association for Intercollegiate Athletics for Women (AIAW) Championship Tournament, the precursor to the NCAA Championship Tournament.

Chatman was inducted into the San José State Sports Hall of Fame on October 1, 2004.

	Yrs.	Seasons	Wins	Losses	Pct.
Carolyn Lewis	2	1975-76	8	15	.348
Sharon Chatman	10	1977-86	143	121	.542
Tina Krah	6	1987-92	17	146	.104
Karen Smith	7	1993-99	49	141	.216
Janice Richard	7	1999-06	93	106	.467
Greg Lockridge*		2006-07	0	6	.000
Derrick Allen**	1	2006-07	5	21	.192
Pam DeCosta	4	2008-11	13	106	.109
Tim La Kose	2	2012-13	22	38	.367
Jamie Craighead	2	2014-15	26	36	.419
Totals:	41		376	736	.338

OPPONENT	W	L						
Air Force	6	2	Kansas City	1	0	Southern Utah	4	2
Alaska Anchorage	0	1	Lamar	0	1	Southwest Missouri St.	0	1
American	0	1	Long Beach State	1	29	Stanford	13	10
Arizona	1	2	Long Island	1	0	Stephen F. Austin	0	1
Arizona State	2	3	Louisiana Tech	1	23	Stony Brook	0	1
Arkansas State	0	1	Loyola-Chicago	1	0	Tennessee	0	1
Army	1	0	Loyola Marymount	1	2	Tennessee-Martin	1	0
Baylor	0	3	Marist	1	0	Texas	0	2
Biola	0	1	Memphis State	1	0	Texas Christian	1	6
Boise State	11	15	Miami, Ohio	0	1	Texas-El Paso	7	9
Bradley	0	1	Middle Tennessee State	0	1	Texas State	1	1
Brigham Young	2	3	Mississippi	0	1	Towson State	0	1
Brown	0	1	Mississippi State	0	1	Tulsa	9	9
California	9	24	Montana	1	0	UC Davis	6	8
Cal Poly Pomona	2	2	Montana State	2	1	UC Irvine	11	16
Cal Poly	8	6	Montclair State	0	1	UC Riverside	0	2
Cal State Fullerton	9	28	Morgan State	0	1	UC Santa Barbara	7	19
Cal State Hayward	7	1	Mount Saint Mary's	0	1	UCLA	0	5
Cal State Los Angeles	1	0	Navy	0	1	US International	0	1
Cal State Northridge	8	4	Nevada	26	22	UT Arlington	2	0
Cal State Stanislaus	4	0	Nevada-Las Vegas	4	29	Utah	2	5
Central Michigan	0	1	New Mexico	0	5	Utah State	7	14
Chico State	2	4	New Mexico State	5	26	Utah Valley	2	0
Cincinnati	1	0	New Orleans	0	1	UTSA	0	2
Colgate	1	0	North Dakota State	1	1	Valparaiso	0	1
Colorado	0	2	Northern Arizona	2	4	Vermont	0	1
Colorado State	3	9	Northern Colorado	0	2	Washington	0	7
Columbia	2	0	Northeastern Illinois	1	0	Washington State	3	5
Cornell	1	1	Northern Illinois	0	1	Wayland Baptist	0	1
CSU Bakersfield	0	3	Northwestern State La.	0	1	Weber State	3	4
Denver	1	3	Ole Miss	0	1	Wisconsin	0	1
Drake	0	1	Oregon	2	9	Wisconsin-Milwaukee	0	1
Duke	0	1	Oregon State	3	7	Wyoming	1	5
Eastern Illinois	0	2	Pacific	13	32	Yale	2	0
Eastern Washington	1	0	Pepperdine	0	2	TOTALS	361	719
Evansville	1	1	Portland	0	1	Bold - 2015-15 opponents		
Fordham	0	1	Portland State	1	4			
Fresno State	20	52	Rice	2	14			
George Mason	0	1	Rutgers	0	1			
Georgia State	1	1	Sacramento State	15	12			
Georgia Tech	0	1	Saint Mary's	2	8			
Gonzaga	1	3	San Diego	2	6			
Grambling State	1	0	San Diego State	4	19			
Hartnell	1	0	San Francisco	22	18			
Harvard	0	2	San Francisco State	8	3			
Hawai'i	16	41	Santa Clara	22	24			
Houston	1	1	Seattle	1	2			
Humboldt State	1	0	Sonoma State	2	0			
Idaho	10	18	South Dakota	0	0			
Idaho State	1	1	South Dakota State	1	1			
Iowa	0	1	Southern California	2	5			
Jackson State	1	0	Southern Illinois	0	1			
Kansas	0	3	Southern Methodist	3	14			
			Southern Oregon	1	0			

Air Force (6-2)

1996-97	A	W	78-62
	H	W	85-52
1998-99	A	L	83-46
2011-12	H	W	68-53
2013-14	H	W	79-70
	A	W	84-71
2014-15	H	W	91-64
	A	L	83-80

Alaska Anchorage (0-1)

2010-11	A	L	48-35
---------	---	---	-------

American University (0-1)

2011-12	N	L	49-46
---------	---	---	-------

Arizona (1-2)

1978-79	H	W	99-44
1985-86	H	L	81-64
1996-97	A	L	90-55

Arizona State (2-3)

1978-79	H	W	84-55
1981-82	A	L	71-58
1982-83	N	L	59-58
1996-97	H	W	62-57
1998-99	A	L	83-46

Arkansas State (0-1)

2006-07	N	L	90-71
---------	---	---	-------

Army (1-0)

1985-86	N	W	79-58
---------	---	---	-------

Baylor (0-3)

1997-98	H	L	75-61
2002-03	N	L	78-46
2013-14	A	L	113-73


Biola (0-1)

1977-78	H	L	64-60
---------	---	---	-------

Boise State (11-15)

1994-95	N	L	57-53
2001-02	A	W	85-74, OT
	H	W	64-53
2002-03	H	W	69-64
	A	W	73-61
2003-04	A	W	76-70
	H	W	58-48
2004-05	H	W	64-47
	A	L	67-54
2005-06	H	W	63-57
	A	W	69-64

2006-07	A	L	82-59
	H	W	68-60
	N	L	81-64
2007-08	H	L	78-51
	A	L	74-65
2008-09	A	L	58-53
	H	L	56-45
2009-10	A	L	75-53
	H	L	80-62
2010-11	A	L	
83-51			



Dana Foster (1983-86) ranks second on the San José State single-season assists list (196). In addition, Foster is third on the program's career assists list (589).

	H	L	83-68
2013-14	H	L	90-69
2014-15	H	W	88-78
	A	L	91-76
	N	L	76-67

Bradley (0-1)

2006-07	N	L	72-59
---------	---	---	-------

Brigham Young (2-3)

1978-79	N	L	85-78
1979-80	N	W	92-86
1980-81	H	W	70-67
1998-99	H	L	81-38
	A	L	74-48

Brown (0-1)

2011-12	H	L	61-47
---------	---	---	-------

California (9-24)

1975-76	H	W	62-54
	A	L	50-47
1977-78	N	W	66-65
	A	W	45-37
	H	W	76-65
1978-79	H	W	77-51
	A	W	80-51
1979-80	A	L	78-69
	H	W	77-70
1980-81	H	L	78-63
	A	L	83-66
1981-82	A	L	75-64
	H	W	65-56
1982-83	A	L	73-58
	H	L	82-73
1983-84	H	L	95-68
1983-84	A	L	92-81
1984-85	A	L	90-81
	H	L	97-81
1985-86	A	L	64-53
	H	L	77-63
1986-87	H	L	92-58
1987-88	A	L	84-65
1988-89	H	L	67-62
1989-90	A	L	77-49
1991-92	A	L	77-64
1994-95	A	L	95-57
2000-01	H	L	66-64
2003-04	A	L	90-67
2005-06	H	L	78-57
2008-09	H	L	76-40
2009-10	A	W	68-66
2014-15	A	L	110-87

Cal Poly Pomona (2-2)

1976-77		L	81-60
1977-78	A	L	65-51
1979-80	N	W	95-60
1981-82	A	W	74-73, OT

Cal Poly (8-6)

1978-79	H	W	96-31
1980-81	H	W	82-73
1981-82	A	W	82-56
1982-83	A	W	74-55
1985-86	H	L	67-63
1995-96	H	W	85-61
1996-97	A	W	72-57
1997-98	H	W	73-64
1998-99	H	W	71-61

1999-00	A	L	76-64
2006-07	A	L	71-59
2007-08	H	L	74-70
2010-11	H	L	73-64
2011-12	A	L	71-55

Cal State Fullerton (9-28)

1977-78	H	L	89-83
1978-79	N	W	62-56
1980-81	N	W	93-87
1982-83	N	W	63-59
1984-85	N	L	76-55
1986-87	H	L	92-54
	A	L	88-59
1987-88	H	L	68-52
	A	L	74-56
1988-89	A	L	78-51
	H	L	75-56
1989-90	H	L	61-48
	A	L	63-54
1990-91	A	L	95-46
	H	L	72-52
1991-92	H	L	83-76
	A	L	87-75
1992-93	H	L	76-75
	A	L	88-60
	H	W	85-68
1993-94	H	W	75-66
	A	W	89-71
1994-95	H	L	84-79
	A	L	70-57
	N	L	91-73
1995-96	A	W	68-66
	H	L	84-55
1998-99	H	L	65-51
1999-00	A	L	86-77
2000-01	H	W	86-61
2001-02	A	W	66-54
2006-07	H	L	69-52
2007-08	A	L	80-68
2009-10	H	L	79-77
2010-11	A	L	76-45
2011-12	H	L	81-65
2012-13	A	L	60-59

Cal State Hayward (7-1)

1974-75		L	70-53
1976-77		W	48-46
		W	65-60
1977-78	H	W	75-46
1978-79	H	W	92-37
1984-85	H	W	90-62
1985-86	A	W	71-53
1986-87	H	W	59-53

Cal State Los Angeles (1-0)

1978-79	A	W	88-48
---------	---	---	-------

Cal State Northridge (8-4)

1993-94	A	W	73-62
1994-95	H	W	90-65
1996-97	H	W	63-59
2002-03	H	W	76-51
2003-04	A	W	71-54
2005-06	A	W	76-62
2006-07	H	L	66-63
2007-08	A	W	59-55
2008-09	A	L	69-63
2009-10	H	L	62-61
2011-12	A	L	85-55
2012-13	H	W	73-63

Cal State Stanislaus (4-0)

1976-77		W	30-27
		W	79-37
		W	62-48
1991-92	N	W	81-59

Central Michigan (0-1)

1988-89	H	L	70-51
---------	---	---	-------

Chico State (2-4)

1974-75		L	82-54
1975-76	H	L	63-35
1976-77		L	53-50
		L	60-40
1978-79	N	W	67-29
1981-82	H	W	85-56

Colgate (1-0)

1998-99	N	W	51-35
---------	---	---	-------

Colorado (0-2)

2009-10	A	L	86-50
2014-15	A	L	97-89 (OT)

Colorado State (3-9)

1983-84	A	L	68-55
1996-97	H	L	88-62
	A	L	80-55
1997-98	H	L	70-56
	A	L	108-56
2005-06	H	W	78-66
2006-07	A	L	76-57
2013-14	A	L	101-60
	H	W	65-64
2014-15	A	L	77-59
	H	L	85-76
	N	W	64-55

Columbia (2-0)

1990-91	H	W	70-64
2014-15	H	W	119-76

Cornell (1-1)

1993-94	H	W	65-48
1998-99	H	L	75-54

CSU Bakersfield (0-3)

2007-08	A	L	89-66
2008-09	H	L	78-59
2009-10	A	L	86-64

Denver (1-3)

2009-10	H	L	66-61
2010-11	A	L	64-27
2012-13	H	W	68-67
	A	L	83-68

Drake (0-1)

1991-92	H	L	77-67
---------	---	---	-------

Duke (0-1)

1987-88	H	L	86-47
---------	---	---	-------

Eastern Illinois (0-2)

2011-12	H	L	93-71
2012-13	A	L	88-67

Eastern Washington (1-0)

1979-80	H	W	63-53
---------	---	---	-------

Evansville (1-1)

2012-13	A	L	74-65
2013-14	H	W	90-84

Fordham (0-1)

2009-10	N	L	71-64
---------	---	---	-------

Fresno State (20-52)

1974-75	N	L	90-40
1975-76	N	L	67-37
1977-78	H	W	69-55
	A	W	56-51
1978-79	A	W	66-53
	H	W	90-54
1979-80	H	W	84-69
	A	W	73-52
1980-81	A	W	75-55
	H	W	74-44
1981-82	A	W	62-52
	H	L	53-48
1982-83	A	W	55-54
	H	W	80-73

1983-84	H	L	52-46
	A	L	91-87
1984-85	A	L	73-63
	H	L	83-56
1985-86	H	L	92-50
	A	L	81-65
1986-87	A	L	107-68
	H	L	97-60
1987-88	H	L	63-43
	A	L	91-55
1988-89	H	L	80-49
	A	L	86-56
1989-90	H	L	72-57
	A	L	94-66
1990-91	A	L	98-67
	H	L	75-60
1991-92	A	L	74-66
	H	L	72-65
1993-94	H	W	70-64
1995-96	A	L	74-66
1996-97	H	L	64-62
	A	W	65-58
1997-98	A	L	81-66
	H	L	67-51
1998-99	A	L	76-48
	H	L	60-54
1999-00	A	L	84-66
	H	L	71-65
2000-01	A	L	83-62
	H	W	73-59
2001-02	H	W	77-62
	A	W	65-48
2002-03	H	W	66-53
	A	L	96-80
	N	L	63-57
2003-04	A	L	81-39
	H	L	72-60
2004-05	H	L	79-63
	A	L	73-64
2005-06	H	L	63-41
	A	L	77-60
2006-07	A	L	61-36
	H	L	70-63
2007-08	A	L	81-63
	H	L	83-65
	N	L	87-76
2008-09	A	L	73-44
	H	L	76-47
2009-10	H	L	68-31
	A	L	83-47
2010-11	A	L	65-33
	H	L	73-47
2011-12	A	L	76-49
	H	W	62-61



On December 10, 1993, Hulett Brooks (1990, 92-24) set the Spartans single-game scoring record when she poured in 41 points against Sacramento State.

She ranks fifth on the San José State all-time scoring (1,373 points) and fourth on the free throws (554) lists. In addition, she is fifth in field goal attempts (1,383), sixth in rebounds (647), seventh in free throws (245) and 10th in free throw percentage (.712) on the program's career lists.

2013-14	H	W	68-66
	A	L	107-80
2014-15	A	L	58-46
	H	W	56-51

George Mason (0-1)

1986-87	H	L	67-60
---------	---	---	-------

Georgia State (1-1)

1994-95	N	L	70-41
2013-14	H	W	95-81

Georgia Tech (0-1)

1996-97	H	L	68-53
---------	---	---	-------

Gonzaga (1-3)

1999-00	H	L	82-65
2002-03	A	L	65-54
2005-06	H	W	69-61
	A	L	68-53

Grambling State (1-0)

2004-05	N	W	63-56
---------	---	---	-------

Hartnell (1-0)

1974-75		W	59-38
---------	--	---	-------

Harvard (0-2)

2004-05	H	L	75-61
2006-07	N	L	83-62

Hawai'i (16-41)

1977-78	H	W	88-31
1979-80	H	W	96-53
1981-82	H	W	86-63
1985-86	H	L	94-65
1986-87	H	L	68-45
	H	L	79-58
1987-88	A	L	90-55
	A	L	73-43
1988-89	H	L	77-66
	H	L	78-58
1989-90	A	L	86-50
	A	L	94-62
1990-91	H	L	67-55
	H	L	71-45
1991-92	A	L	99-80
	A	L	76-63
1992-93	H	L	79-66
	H	L	91-54
1993-94	A	L	88-52
	A	L	95-45
1994-95	H	W	59-57
	A	L	72-62
1995-96	A	L	96-52
	H	L	62-39
1996-97	H	L	84-57
	A	L	69-51
1997-98	A	L	86-56
	H	L	80-69
1998-99	A	L	87-44
	H	L	70-43
1999-00	H	L	73-57
	A	L	69-42
2000-01	A	W	74-72
	H	L	91-61
2001-02	A	L	81-67
	H	L	66-57
2002-03	A	L	54-40
	H	W	71-67
2003-04	H	W	73-45
	A	W	62-50
2004-05	H	W	54-49 OT
	A	W	56-54
2005-06	H	L	76-61
	A	L	57-49
2006-07	H	W	57-56
	A	L	64-53
2007-08	H	L	70-54
	A	L	61-47
2008-09	H	W	54-50
	A	L	64-48
	N	L	70-57
2009-10	A	L	63-49
	H	W	68-61

2010-11	H	W	53-43
	A	L	55-53
2011-12	H	W	83-67
	A	W	67-58

Houston (1-1)

1982-83	N	W	71-68
1983-84	H	L	72-48

Humboldt State (1-0)

1974-75		W	54-51
---------	--	---	-------

Idaho (10-18)

1986-87	H	L	72-60
1992-93	H	L	74-58
1994-95	N	W	75-66, OT
1995-96	A	W	68-65
1997-98	H	W	79-66
1998-99	A	L	74-59
2001-02	H	W	61-44
2002-03	A	L	73-57
2005-06	H	W	61-52
	A	L	80-62
2006-07	H	L	72-64
	A	L	69-66
	N	W	72-66
2007-08	H	W	53-46
	A	L	77-66
	N	W	70-63
2008-09	H	L	66-47
	A	L	64-41
2009-10	H	W	58-53
	A	L	74-59
2010-11	H	W	63-61
	A	L	62-41
2011-12	H	L	67-63
	A	L	70-65
	N	L	67-63
2012-13	A	L	82-65
	H	L	83-66
	N	L	57-55

Idaho State (1-1)

1984-85	N	W	97-72
1990-91	N	L	54-41

Iowa (0-1)

1984-85	H	L	67-45
---------	---	---	-------

Jackson State (1-0)

1985-86	N	W	75-72
---------	---	---	-------

Kansas (0-3)

1980-81	H	L	81-72
2007-08	H	L	59-52
2008-09	A	L	93-49

Kansas City (1-0)

2013-14	H	W	81-76
---------	---	---	-------

Lamar (0-1)

1999-00	H	L	75-58
---------	---	---	-------

Long Beach State (1-29)

1977-78	H	L	70-57
1978-79	A	L	90-69
1979-80	A	L	79-69
1980-81	A	L	79-56
1981-82	H	L	75-54
1982-83	A	L	89-63
1983-84	H	L	87-45
1984-85	A	L	99-76
1986-87	A	L	120-53
	H	L	149-69
1987-88	A	L	96-33
	H	L	82-51
1988-89	H	L	113-72
	A	L	111-59
1989-90	A	L	93-53
	H	L	93-71
1990-91	H	L	110-56
	A	L	73-53
1991-92	A	L	91-65
	H	L	83-51
1992-93	H	L	59-58
	A	L	87-73
1993-94	H	W	73-71
	A	L	82-66
1994-95	A	L	70-58
	H	L	64-59
1995-96	H	L	91-81
	A	L	89-87, OT
2007-08	H	L	64-60
2008-09	A	L	83-59

Long Island (1-0)

2000-01	H	W	90-87
---------	---	---	-------

Louisiana Tech (1-23)

2001-02	H	L	79-49
	A	L	87-47
2002-03	A	L	83-38
	H	L	66-59
2003-04	H	L	84-71
	A	L	82-51
2004-05	A	L	66-52

	H	L	80-51
2005-06	A	L	74-51
	H	L	78-48
2006-07	H	L	65-52
	A	L	71-61
2007-08	A	L	70-54
	H	L	78-64
2008-09	A	L	70-53
	H	L	87-69
2009-10	H	L	92-48
	A	L	81-66
2010-11	H	L	69-34
	A	L	62-53
2011-12	H	L	70-64
	A	L	73-68
2012-13	A	L	94-80
	H	W	60-58

Loyola-Chicago (1-0)

2002-03	H	W	85-66
---------	---	---	-------

Loyola Marymount (1-2)

1993-94	A	W	73-68
2008-09	A	L	81-66
2009-10	H	L	66-47

Marist (1-0)

2003-04	N	W	59-49
---------	---	---	-------

Memphis State (1-0)

1979-80	N	W	71-61
---------	---	---	-------

Miami, Ohio (0-1)

1989-90	H	L	76-52
---------	---	---	-------

Middle Tennessee State (0-1)

1991-92	N	L	88-54
---------	---	---	-------

Mississippi (0-1)

1999-00	N	L	77-43
---------	---	---	-------

Mississippi State (0-1)

2004-05	A	L	54-43
---------	---	---	-------

Montana (1-0)

1985-86	H	W	67-60
---------	---	---	-------

Montana State (2-1)

1983-84	H	L	71-69
1995-96	H	W	77-75
2000-01	H	W	53-50

Montclair State (0-1)

1980-81	H	L	63-59
---------	---	---	-------

Morgan State (0-1)

1998-99	N	L	46-39
---------	---	---	-------

Mount Saint Mary's (0-1)

2010-11	H	L	72-69
---------	---	---	-------

Navy (0-1)

1998-99	N	L	76-48
---------	---	---	-------



On January 12, 2013, Emily Schill set San José State's freshman single-game scoring record when she poured in 36 points against Utah State. She pulled down 18 rebounds in the game as the Spartans equaled their single-game scoring mark with 103 points.

Nevada (26-22)

1975-76	A	L	55-47
	A	W	
1977-78	H	W	64-54
1978-79	H	W	93-50
1979-80	N	W	95-38
1983-84	H	W	90-86
1987-88	A	L	72-54
1992-93	H	W	55-49
	A	L	76-63
1993-94	H	W	79-43
	A	W	78-51
1994-95	H	W	59-54
	A	L	74-73
1995-96	A	L	68-58
	H	L	81-62

1996-97	H	W	79-54
1997-98	A	L	59-52
1999-00	H	L	65-58
2000-01	A	L	86-57
	H	W	78-75
2001-02	H	W	78-60
	A	W	71-52
2002-03	H	W	63-60
	A	W	77-52
2003-04	A	W	70-63
	H	W	81-78, 2OT
	N	W	68-60
2004-05	H	W	76-63
	A	W	65-49
2005-06	A	W	64-56
	H	W	53-48
	N	L	76-61
2006-07	A	L	74-47
	H	L	70-52
2007-08	A	L	72-51
	H	L	78-62
2008-09	H	L	66-52
	A	L	61-50
2009-10	H	L	64-56
	A	L	72-48
2010-11	H	L	66-47
	A	L	65-36
2011-12	A	W	86-79
	H	W	70-63
2013-14	A	L	101-74
	H	L	99-95
2014-15	A	W	80-77 (OT)
	H	W	81-72

New Mexico (0-5)

1998-99	A	L	66-43
	H	L	58-49
2013-14	A	L	80-68
	N	L	76-73
2014-15	H	L	64-62

New Mexico State (5-26)

1990-91	H	L	95-66
	A	L	104-63
1991-92	A	L	94-74
	H	L	102-81
1992-93	H	L	71-56
	A	L	80-72
1993-94	A	L	91-68
	H	L	91-84, 2OT
	N	L	85-57
1994-95	A	L	81-40
	H	L	66-61
1995-96	H	L	58-49

	A	L	86-54
2003-04	H	W	69-41
2004-05	A	W	54-43
2005-06	A	L	50-47
	H	W	58-35
2006-07	H	L	59-48
	A	L	79-53
2007-08	A	L	71-60
	H	L	81-65
2008-09	A	L	68-51
	H	L	64-50
2009-10	H	L	68-48
	A	L	62-35
2010-11	H	L	52-46
	A	L	54-29
2011-12	H	W	67-62
	A	L	56-55
2012-13	H	W	51-50
	A	L	90-70

New Orleans (0-1)

1985-86	N	L	69-50
---------	---	---	-------

North Dakota State (1-1)

2005-06	H	W	84-78
2006-07	A	L	69-61

Northern Arizona (2-4)

1992-93	N	W	62-50
1996-97	H	L	64-56
1998-99	N	L	59-43
1999-00	A	L	65-52
2010-11	A	L	67-53
2011-12	H	W	74-64

Northern Colorado (0-2)

2007-08	H	L	69-46
2008-09	A	L	101-63

Northeastern Illinois (1-0)

1990-91	H	W	71-69
---------	---	---	-------

Northern Illinois (0-1)

2002-03	N	L	78-72
---------	---	---	-------

Northwestern State (La.) (0-1)

1992-93	H	L	84-62
---------	---	---	-------

Ole Miss (0-1)

2009-10	N	L	78-33
---------	---	---	-------

Oregon (2-9)

1974-75		W	62-47
1979-80	A	L	93-77
1980-81	N	L	81-61

1982-83	H	L	66-64
1983-84	N	L	75-65
	A	L	66-58
1984-85	H	W	68-62
1985-86	A	L	77-640
	H	L	81-59
2007-08	A	L	67-32
2008-09	H	L	69-68

Oregon State (3-7)

1979-80	A	L	74-72
1981-82	H	L	80-79, 20T
1982-83	H	W	69-56
1983-84	A	L	89-71
1984-85	H	L	83-52
1985-86	A	L	80-53
	H	W	88-78
1989-90	N	L	72-62
1994-95	N	L	80-54
2002-03	H	W	59-47

Pacific (13-32)

1977-78	A	W	67-42
	H	W	68-33
1978-79	H	W	80-33
	A	W	77-51
1979-80	A	W	91-37
	H	W	69-65
1980-81	A	L	59-51
	H	L	85-71
1981-82	H	W	89-57
	A	L	72-61
1982-83	H	L	70-68
	A	L	78-74
1983-84	A	W	79-68
	H	L	73-70
1984-85	H	W	83-74
1985-86	A	L	71-70
1986-87	H	L	70-55
	A	L	68-57
1987-88	A	L	49-46
	H	L	65-55
1988-89	H	L	59-54
	A	L	67-60
1989-90	H	L	71-58
	A	L	70-53
1990-91	H	L	73-49
	A	L	72-54
1991-92	H	L	65-60
	A	L	78-46
1992-93	A	L	57-45
	H	L	69-51
1993-94	A	L	72-70
	H	W	74-63

1994-95	H	L	64-51
	A	L	58-57
1995-96	A	L	79-70
	H	L	78-64
1996-97	H	W	63-60
1997-98	A	L	70-59
1998-99	H	L	75-38
1999-00	A	L	77-50
2001-02	H	W	78-75
2006-07	A	W	65-56
2007-08	H	L	75-74 OT
2010-11	A	L	70-57
2012-13	H	L	74-60

Pepperdine (0-2)

2008-09	A	L	75-46
2009-10	H	L	83-66

Portland (0-1)

1989-90	A	L	78-69
---------	---	---	-------

Portland State (1-4)

1980-81	A	L	80-78
1989-90	A	L	76-64
1990-91	H	L	80-71
2004-05	A	W	69-60
2005-06	H	L	68-62

Rice (2-14)

1997-98	A	L	87-59
	H	L	70-57
1999-00	H	L	86-62
	A	L	83-37
2000-01	H	L	77-67
	A	L	69-56
2001-02	A	L	78-68
	H	W	67-64
2002-03	A	L	61-58
	H	L	71-63
2003-04	H	L	74-60
	A	L	64-44
	N	L	67-54
2004-05	A	W	63-52
	H	L	77-64
	N	L	76-68

Rutgers (0-1)

2005-06	N	L	76-64
---------	---	---	-------

Sacramento State (15-12)

1975-76	H	L	96-54
	A	L	72-36
1976-77		L	63-57
		L	61-56

1977-78	H	W	68-28
1978-79	H	W	87-48
1985-86	N	L	79-69
1986-87	A	W	61-58
1987-88	H	W	65-61
1991-92	A	L	60-51
1992-93	H	L	74-56
1993-94	A	L	111-100, OT
1995-96	N	W	85-68
	H	W	77-71
1996-97	A	L	71-55
1997-98	H	W	76-68
1998-99	N	L	76-63
1999-00	A	W	62-60
2000-01	H	W	71-59
2001-02	A	W	82-57
2003-04	A	W	70-39
2004-05	H	W	59-46
2007-08	A	L	60-57
2008-09	H	W	49-48
2009-10	A	W	84-81, OT
2013-14	A	L	103-99
2014-15	H	W	102-94

Saint Mary's (2-8)

1984-85	H	W	83-80
1985-86	A	W	70-67
1988-89	H	L	91-65
1989-90	A	L	94-70
1990-91	H	L	79-46
1991-92	A	L	63-56
1992-93	H	L	60-55
1993-94	A	L	79-62
2000-01	A	L	81-68
2001-02	H	L	93-73

San Diego (2-6)

1981-82	A	W	60-39
1982-83	H	W	98-55
1990-91	N	L	90-66
1997-98	A	L	81-64
1999-00	H	L	60-51
2001-02	A	L	73-63
2012-13	A	L	91-52
2013-14	H	L	88-60

San Diego State (4-19)

1977-78	N	L	89-85
1979-80	N	W	56-45
1984-85	A	L	97-67
1986-87	H	L	64-60
	A	L	97-56
1987-88	H	L	95-59
	A	L	96-54

1988-89	A	L	77-64
	H	L	84-52
1989-90	H	L	84-74
	A	L	66-42
	N	W	81-59
1996-97	H	L	82-37
	A	L	92-47
1997-98	A	L	68-55
	H	L	77-49
1998-99	A	L	89-59
	H	L	78-46
2000-01	H	W	59-54
2001-02	A	W	65-62
2013-14	A	L	88-65
	H	L	77-63
2014-15	A	L	71-61

San Francisco (22-18)

1974-75		L	56-48
1977-78	H	W	75-55
	A	W	84-51
1978-79	A	W	85-68
	A	W	74-44
	H	W	50-41
1979-80	N	W	59-58
	A	L	61-57
	H	W	70-59
1980-81	H	W	53-51
	A	W	75-53
1981-82	H	W	62-49
	A	W	48-40
1982-83	A	W	81-66
	H	W	66-65
1983-84	H	W	73-49
	A	L	82-68
1984-85	H	W	84-58
	A	L	78-67
1986-87	A	L	76-48
1987-88	H	L	59-57
1988-89	A	W	61-47
	H	W	66-49
1990-91	A	L	78-54
	H	L	69-64
1991-92	H	L	74-63
1992-93	A	L	57-41
1993-94	H	W	62-49
1994-95	A	L	88-59
1995-96	H	L	80-49
2003-04	H	W	66-53
2004-05	A	W	48-47
2006-07	H	L	53-48, OT
2007-08	A	L	74-51
2009-10	H	W	63-51
2010-11	A	L	71-59

2011-12	H	L	88-77
2012-13	A	L	92-64
2013-14	H	W	98-79
2014-15	A	L	77-62

San Francisco State (8-3)

1976-77		W	75-21
		L	71-53
		L	69-57
1978-79	H	W	59-43
1979-80	A	W	66-52
1980-81	N	W	103-69
	H	W	69-65
1983-84	A	L	86-81
1984-85	H	W	96-69
2012-13	H	W	70-51
2013-14	H	W	100-78

Santa Clara (21-24)

1975-76	A	W	39-28
1976-77		W	73-28
1977-78	A	W	73-49
	H	W	89-26
1978-79	A	W	79-44
	H	W	75-24
1979-80	H	W	70-25
	A	W	79-52
1980-81	A	W	73-61
	H	W	81-58
1981-82	H	W	80-64
	A	L	66-64
1982-83	H	W	60-55
	A	W	66-59
1983-84	A	W	64-61
	H	W	73-72
1984-85	A	L	62-60
	H	W	62-53
1985-86	A	L	60-45
1986-87	H	L	74-49
1987-88	A	L	71-31
1988-89	H	W	66-62, OT
1989-90	H	W	75-55
1990-91	A	L	72-45
1991-92	H	L	80-50
1993-94	N	L	81-54
1994-95	N	L	79-58
1995-96	N	L	77-42
1996-97	N	L	82-62
1997-98	N	L	90-51
1998-99	N	L	78-45
1999-00	N	L	79-51
2000-01	H	L	85-68
2001-02	A	L	73-58
2002-03	H	L	61-54

2003-04	A	W	75-62
2004-05	H	L	75-74
2005-06	A	L	81-70
2006-07	H	L	71-59
2007-08	A	L	78-58
2008-09	H	L	56-39
2009-10	A	W	75-64
2010-11	H	L	44-37
2011-12	A	W	74-53
2012-13	H	L	62-47
2013-14	A	W	97-93

Seattle (1-2)

2008-09	H	L	94-62
2012-13	A	L	72-60
	H	W	74-65

Sonoma State (2-0)

1983-84	H	W	84-55
1999-00	H	W	68-62

South Dakota State (1-1)

2005-06	H	W	64-51
2006-07	A	L	98-63

Southern California (2-5)

1976-77		W	68-49
1977-78	A	L	69-53
1978-79	H	L	99-92
1979-80	H	W	70-61
1980-81	A	L	94-78
	H	L	91-57
1981-82	H	L	88-72

Southern Illinois (0-1)

1996-97	N	L	78-55
---------	---	---	-------

Southern Methodist (3-14)

1991-92	H	L	60-51
1996-97	N	L	76-52
1997-98	H	L	55-54
	A	L	66-46
1999-00	A	L	80-42
	H	L	71-44
	N	L	99-56
2000-01	H	L	74-57
	A	L	80-71
2001-02	H	W	61-54
	A	L	92-87
2002-03	A	L	86-77
	H	L	61-58



Inducted on September 2, 2005, San José State Sports Hall of Famer Wanda Thompson (1978-81) is the only basketball player in school history, male or female, to have more than 100 steals in two different seasons and more than 150 assists in each of their four seasons of eligibility.

She still holds the single-season records for assists (211) and steals (136) as well as the career records in both categories; 742 assists and 434 steals.

2003-04	H	W	64-59, OT
	A	L	88-61
2004-05	A	L	58-37
	H	W	63-62 OT

Southern Oregon (1-0)

2014-15	H	W	110-91
---------	---	---	--------

Southern Utah (4-2)

1989-90	N	W	73-68
1992-93	N	L	64-63
2000-01	H	W	75-60
2002-03	A	W	84-68
2011-12	A	W	70-68
2012-13	H	L	93-82

Southwest Missouri State (0-1)

1988-89	N	L	75-60
---------	---	---	-------

Stanford (13-10)

1974-75	A	L	76-52
1975-76	A	W	68-49
	H	L	83-66
	N	W	57-50
1976-77	A	L	62-56
	H	W	67-46
1977-78	A	W	61-56
	H	W	72-65
1978-79	A	W	76-56
	H	W	79-51
1979-80	N	W	64-59
	H	W	80-61

	A	L	66-59
1980-81	A	W	75-61
	H	W	61-48
1981-82	A	W	74-65
	H	L	85-72
1982-83	H	L	84-66
	A	W	68-66
1983-84	H	L	73-72
1984-85	A	L	75-72
1986-87	A	L	94-43
1987-88	H	L	55-33

Stephen F. Austin (0-1)

1995-96	H	L	67-47
---------	---	---	-------

Stony Brook (0-1)

2008-09	N	L	56-38
---------	---	---	-------

Tennessee (0-1)

1979-80	H	L	81-70
---------	---	---	-------

Tennessee-Martin (1-0)

1997-98	H	W	61-60
---------	---	---	-------

Texas (0-2)

1980-81	A	L	74-54
1981-82	H	L	69-56

Texas Christian (1-6)

1997-98	H	L	90-88, OT
	A	W	91-86
1999-00	A	L	84-42
	H	L	66-51
2000-01	H	L	72-63
	A	L	54-66
	N	L	74-53

Texas-El Paso (7-9)

1984-85	H	L	75-76
1998-99	A	L	65-47
	H	L	63-48
1999-00	A	L	76-53
	H	W	73-68
2000-01	H	L	69-66
	A	L	86-76, 20T
	N	W	66-55
2001-02	A	W	73-48
	H	W	87-57
2002-03	H	W	83-60
	A	W	87-84, OT
2003-04	A	L	75-65
	H	L	51-44
2004-05	H	W	66-51
	A	L	66-63

Texas State (1-1)

2012-13	H	W	98-96
	A	L	100-67

Towson State (0-1)

1987-88	H	L	70-60
---------	---	---	-------

Tulsa (9-9)

1996-97	H	W	74-67
	A	L	76-68
1997-98	A	L	72-62
	H	W	57-51
1999-00	H	L	71-55
	A	L	66-37
2000-01	A	W	60-54
	H	L	82-80
2001-02	A	W	75-73
	H	W	63-60
	N	L	66-63
2002-03	A	L	89-52
	H	W	88-86, OT
2003-04	H	L	82-66
	A	L	66-56
2004-05	A	W	61-53
	H	W	79-70
	N	W	63-60

UC Davis (6-8)

1975-76	N	L	65-56
	H	L	49-45
	A	L	74-54
1976-77		L	65-57
		W	57-54
1977-78	A	L	41-40
1979-80	A	W	98-55
1983-84	N	W	78-49
2000-01	H	W	68-59
2004-05	H	W	70-58
2010-11	H	L	102-62
2011-12	A	L	80-60
2013-14	A	L	95-61
2014-15	H	W	89-75

UC Irvine (11-16)

1981-82	A	L	46-42
1984-85	N	L	58-48
	A	L	88-84, OT
1986-87	A	L	73-49
	H	L	76-61
1987-88	H	L	84-59
	A	L	97-57
1988-89	A	L	63-53
	H	L	55-34
1989-90	H	W	70-51

	A	W	58-52
1990-91	H	L	63-47
	A	L	70-54
1991-92	H	W	78-64
	A	L	72-68
1992-93	A	W	85-75
	H	W	80-62
1993-94	H	W	79-67
	A	W	69-66
1994-95	H	L	64-43
	A	L	71-61
1995-96	A	L	76-69
	H	W	61-57
1997-98	A	L	58-41
2003-04	H	W	68-48
2004-05	A	W	54-52
2014-15	A	W	91-65

UC Riverside (0-2)

2013-14	H	L	105-74
2014-15	A	L	100-80

UC Santa Barbara (7-19)

1977-78	N	L	61-60
1981-82	A	W	75-52
1982-83	N	W	81-58
	H	W	70-62
1983-84	N	W	93-57
1984-85	N	W	79-61
1986-87	A	L	71-49
	H	W	72-61
1987-88	H	L	69-54
	A	L	58-56
1988-89	A	L	49-43
	H	W	63-61
1989-90	H	L	72-61
	A	L	55-49
1990-91	H	L	97-62
	A	L	90-69
1991-92	H	L	81-62
	A	L	102-75
1992-93	A	L	77-49
	H	L	88-60
1993-94	H	L	81-68
	A	L	75-68
1994-95	A	L	74-63
	H	L	69-66
1995-96	H	L	85-43
	A	L	76-42

UCLA (0-5)

1976-77		L	80-42
1977-78	A	L	84-70
1978-79	A	L	71-65

1979-80	H	L	81-66
1980-81	H	L	78-63

UNLV (3-28)

1977-78	H	L	86-55
1981-82	A	L	80-71
1983-84	A	L	65-47
1985-86	H	L	74-33
1986-87	H	L	72-42
	A	L	88-41
1987-88	A	L	87-40
	H	L	113-42
1988-89	H	L	79-54
	A	L	91-60
1989-90	A	L	76-46
	H	L	86-59
	N	L	102-67
1990-91	A	L	84-55
	H	L	79-46
1991-92	A	L	95-55
	H	L	72-60
1992-93	H	L	84-69
	A	L	95-52
1993-94	A	L	84-59
	H	W	78-70
1994-95	A	L	75-59
	H	L	86-56
1995-96	H	W	78-66
	A	L	80-73
1996-97	A	L	66-60
	H	W	70-60
2010-11	H	L	80-48
2011-12	A	L	78-41
2013-14	A	L	90-76
	A	L	78-75

US International (0-1)

1985-86	H	L	89-86
---------	---	---	-------

UT Arlington (2-0)

2012-13	A	W	78-70
	H	W	71-49

Utah (2-5)

1981-82	A	W	66-57
1982-83	N	W	69-57
1988-89	A	L	90-45
1989-90	H	L	78-59
1998-99	H	L	74-50
	A	L	76-26
2014-15	A	L	100-87, OT

Utah State (7-15)

1980-81	H	W	88-66
2005-06	A	W	63-51
	H	W	70-49
2006-07	A	L	58-50
	H	W	65-57
2007-08	A	L	68-58
	H	L	61-60
2008-09	H	L	64-54
	A	L	62-51
2009-10	A	L	65-54
	H	L	66-46
2010-11	A	L	72-57
	H	L	75-39
2011-12	H	L	78-73
	A	L	84-71
2012-13	H	W	103-80
	A	L	87-54
2013-14	H	L	78-65
	A	L	96-67
2014-15	H	W	62-58
	A	L	85-80
	N	W	99-85

Utah Valley (2-0)

2011-12	A	W	57-45
2012-13	H	W	81-72

UTSA (0-2)

2012-13	H	L	57-54
	A	L	64-60

Valparaiso (0-1)

1997-98	H	L	62-54
---------	---	---	-------

Vermont (0-1)

2005-06	N	L	55-52
---------	---	---	-------

Washington (0-7)

1982-83	A	L	67-63
1983-84	H	L	89-71
1984-85	A	L	97-66
1985-86	A	L	77-44
	H	L	87-53
1987-88	H	L	77-38
2010-11	N	L	49-27

Washington State (3-5)

1979-80	H	W	90-58
1982-83	A	W	67-63
1983-84	H	W	78-69
1984-85	A	L	82-69

1985-86	A	L	84-72
	H	L	75-74
2006-07	H	L	72-61
2007-08	A	L	78-72, OT

Wayland Baptist (0-1)

1979-80	A	L	76-55
---------	---	---	-------

Weber State (3-4)

1981-82	H	W	86-53
1982-83	N	W	85-77
1994-95	H	L	62-48
2000-01	A	W	71-64
2001-02	H	L	75-55
2010-11	H	L	59-50
2011-12	A	L	69-67

Wisconsin (0-1)

1988-89	H	L	72-67
---------	---	---	-------

Wisconsin-Milwaukee (0-1)

2006-07	N	L	66-63
---------	---	---	-------

Wyoming (1-5)

1996-97	H	L	74-51
	A	L	86-53
2013-14	H	W	74-68
	A	L	103-80
2014-15	A	L	96-60
	H	L	71-61

Yale (2-0)

1978-79	H	W	89-47
2003-04	N	W	71-53



In 1995 San José State women's basketball celebrated its 100th year. The team first played under the name of the San Jose Normal School in a game against Stanford in 1895.

The first intercollegiate athletic-sponsored women's basketball teams formed at San Jose State in 1968, but weren't formally established until 1971-72, with the evolution of the Association of Intercollegiate Athletics for Women (AIAW). In 1982, the NCAA formally recognized women's basketball and sponsored a championship for the sport. San José State offered its first women's scholarship to Lori Hogen in 1975.

Coaching Staff

The Spartans

2014-15 Review

Record Book



"Team of the Century"

Lora Alexander	1989, '90	Lori Hogen	1975, '76
Elinor Banks	1978, '79, '80, '81	Susie Lindh	1971, '72
Judy Basich	1955, '56, '58	Karen Mason	1978, '79, '80, '81
Hulett Brooks	1990, '92, '93, '94	Marilyn Mason	1961, '62, '63
Rhoda Chew	1982, '83, '84, '85	Carol Salsbury	1967, '68, '69, '70, '71
Winnia Gazaway	1979, '80, '81, '82	Natalie St. Mary	1982, '83
Kathy Harris	1966, '67, '68, '69	Wanda Thompson	1978, '79, '80, '81

"Coach of the Century"

Sharon Chatman 1976-86

1974-75

Head Coach Carolyn Lewis (3-5)

L	Chico State	82-54
L	Fresno State	90-40
W	Humboldt State	54-51
W	Oregon	62-47
L	Cal State Hayward	70-53
L	San Francisco	56-48
L	at Stanford	76-52
W	Hartnell College	59-38

Records are incomplete from 1974-75.

1975-76

Head Coach Carolyn Lewis (5-10)

12/2	W	at Santa Clara	39-28
12/6	L	CHICO STATE	63-35
1/2	L	!vs. UC Davis	65-56
1/3	L	!vs. Fresno State	67-37
1/6	L	UC DAVIS	49-45
1/9	W	at Stanford	68-49
1/13	W	CALIFORNIA	62-54
2/4	L	at UC Davis	74-54
2/7	L	at Nevada	55-47
2/10	L	at California	50-47
2/19	L	SACRAMENTO STATE	96-54
2/23	L	STANFORD	83-66
	L	at Sacramento State	72-36
2/28	W	vs. Stanford	57-50
	W	at Nevada	

! – Chico State Tournament (Chico, Calif.)

1976-77

Head Coach Sharon Chatman (10-10, 4-7 NorCal)

	W	Stanislaus State	30-27
	W	San Francisco State	75-21
	W	Stanislaus State	79-37
	W	Cal State Hayward	48-46
	L	UCLA	80-42
	W	USC	68-49
2/5	L	at Stanford	62-56
	L	Chico State	53-50
	L	UC Davis	65-57
	W	Stanislaus State	62-48
	L	SACRAMENTO STATE	63-57
	W	Santa Clara	73-28
	L	San Francisco State	71-53
	L	Cal Poly Pomona	81-60
	W	Cal State Hayward	65-60
	L	San Francisco State	69-57

	L	at CS Sacramento	61-56
	L	Chico State	60-40
	W	UC Davis	57-54
2/26	W	STANFORD	67-46

1977-78

Head Coach Sharon Chatman (17-10, 12-0 NorCal)

12/1	L	!vs. UC Santa Barbara	61-60
12/2	W	!vs. California	66-65



Shelia Brown (1981-84), a member of the 1,000-Point Club, made the third-most field goals (563) in San José State women's basketball history.

In 1982, she was honored as a second-team All-NorCal performer and made 193 of her 486 shot attempts.

12/3	L	!vs. San Diego State	89-85
12/8	L	at UCLA	84-70
12/9	L	at USC	69-53
12/10	L	at Cal Poly Pomona	65-51
12/22	L	at UC Davis	41-40
12/23	W	CAL STATE HAYWARD	75-46
1/3	W	HAWAII	88-31
1/6	W	NEVADA	64-54
1/14	L	CAL STATE FULLERTON	89-83
1/18	W	*at California	45-37
1/20	W	*SAN FRANCISCO	75-55
1/25	W	*at Stanford	61-56
1/28	W	*at Pacific	67-42
2/3	W	*FRESNO STATE	69-55
2/4	W	*at Santa Clara	73-49
2/8	W	*CALIFORNIA	76-65

2/9	W	SACRAMENTO STATE	68-28
2/15	W	*PACIFIC	68-33
2/17	W	*at San Francisco	84-51
2/18	L	BIOLA	64-60
2/22	W	*SANTA CLARA	89-26
2/24	W	*STANFORD	72-65
2/25	L	LONG BEACH STATE	70-57
3/1	W	*at Fresno State	56-51
3/9	L	+UNLV	86-55

! – Cal Poly Invitational (San Luis Obispo, Calif.)

* - Northern California Athletic Conference Game

+ - First round of AIAW Regionals

1978-79

Head Coach Sharon Chatman (24-4, 12-0 NorCal)

2/2	L	!vs. BYU	85-78
12/3	W	!at San Francisco	85-68
12/7	L	at Long Beach State	90-69
12/8	W	at Cal State Los Angeles	88-48
12/9	L	at UCLA	71-65
12/21	W	CAL STATE HAYWARD	92-37
12/22	W	SACRAMENTO STATE	87-45
12/29	W	&vs. Chico State	67-29
12/30	W	&vs. Cal State Fullerton	62-56
1/2	W	ARIZONA STATE	84-55
1/4	W	ARIZONA	99-44
1/6	W	CAL POLY	96-31
1/12	W	*at San Francisco	74-44
1/13	W	YALE	89-47
1/17	W	*PACIFIC	80-33
1/19	W	*at Santa Clara	79-44
1/24	W	*at Stanford	76-56
1/27	W	*at Fresno State	66-53
1/31	W	*CALIFORNIA	77-51
2/2	W	*FRESNO STATE	90-54
2/7	W	*at California	80-51
2/10	W	*SAN FRANCISCO	50-41
2/15	W	*SANTA CLARA	75-24
2/17	W	*at Pacific	77-51
2/24	W	*STANFORD	79-51
2/28	W	SAN FRANCISCO STATE	59-43
3/2	W	NEVADA	93-50
	L	+USC	99-92

! – USF Tournament (San Francisco, Calif.)

& - New Year's Classic (Santa Clara, Calif.)

* - Northern California Athletic Conference Game

+ - First round of AIAW Regionals

1979-80

Head Coach Sharon Chatman (22-9, 9-3 NorCal)

11/15	W	!vs. San Diego State	56-45
-------	---	----------------------	-------

11/16	W	!vs. Stanford	64-59
11/17	W	!vs. San Francisco	59-58
11/22	L	&at Wayland Baptist	76-55
11/23	W	&vs. BYU	92-86
11/24	W	&vs. Memphis State	71-61
12/4	W	SOUTHERN CALIFORNIA	70-61
12/6	L	at Oregon	93-77
12/8	L	at Oregon State	74-72
12/12	W	EASTERN WASHINGTON	63-53
12/15	L	TENNESSEE	81-70
12/21	W	at San Francisco State	66-52
12/27	W	#vs. Nevada	95-38
12/28	W	#vs. Cal Poly Pomona	95-60
1/3	W	at UC Davis	98-55
1/9	W	*at Pacific	91-37
1/11	W	*SANTA CLARA	70-25
1/12	W	HAWAI'I	96-53
1/16	W	*STANFORD	80-61
1/23	L	*at San Francisco	61-57
1/26	W	*FRESNO STATE	84-69
2/1	L	*at California	78-69
2/2	L	at Long Beach State	79-69
2/6	W	*at Santa Clara	79-52
2/8	W	WASHINGTON STATE	90-58
2/9	W	*PACIFIC	69-65
2/16	L	*at Stanford	66-59
2/21	W	*SAN FRANCISCO	70-59
2/23	W	*at Fresno State	73-52
2/29	W	*CALIFORNIA	77-70
3/6	L	+UCLA	81-66

! - Cal Poly Classic (San Luis Obispo, Calif.)
 & - Plainview Queen's Tournament (Plainview, Texas)
 # - New Year's Classic (Santa Clara, Calif.)
 * - Northern California Athletic Conference Game
 + - First round of AIAW Regionals


1980-81

**Head Coach Sharon Chatman
(14-13, 8-4 NorCal)**

11/21	W	!UTAH STATE	88-66
11/22	L	!UCLA	78-63
11/25	L	at Texas	74-54
12/5	W	&vs. San Francisco State	103-69
12/6	W	&vs. Cal State Fullerton	93-87
12/14	W	CAL POLY	82-73
12/16	L	#vs. Oregon	81-61
12/17	L	#at Portland State	80-78
12/18	W	BYU	70-67
12/28	L	MONTCLAIR STATE	63-59
12/30	L	KANSAS	81-72
1/3	L	at Long Beach State	79-56
1/5	L	at USC	94-78
1/10	W	*at Stanford	75-61
1/15	W	*at Fresno State	75-55

1/17	W	*SAN FRANCISCO	53-51
1/20	W	*at Santa Clara	73-61
1/23	L	*CALIFORNIA	78-63
1/30	L	*at Pacific	59-51
2/3	W	SAN FRANCISCO STATE	69-65
2/7	W	*STANFORD	61-48
2/10	W	*at USF	75-53
2/13	W	*FRESNO STATE	74-44
2/17	W	*SANTA CLARA	81-58
2/20	L	*at California	83-66
2/27	L	*PACIFIC	85-71
3/12	L	+USC	91-57

! - Anheuser Busch Classic (San Jose, Calif.)
 & - Santa Clara Tournament (Santa Clara, Calif.)
 # - Portland State Tournament (Portland, Ore.)
 * - Northern California Athletic Conference Game
 + - First round of AIAW Regionals



Lamisha Augustine (2002-06) scored 1,226 points in her Spartan career and is ninth on the program's scoring list.

In 2005-06, Augustine set the San José State single-season blocks record with 58, which stood until Riana Byrd swatted 64 in 2012-13.

She still ranks third in career blocks (138), fourth in rebounds (700), sixth in field goals (490) and field goal attempts (1,312) as well as 10th in free throws made (231)

In 2005 and 2006 she earned first-team All-WAC honors.

1981-82

**Head Coach Sharon Chatman
(15-12, 7-5 NorCal)**

11/20	W	!WEBER STATE	86-53
11/21	L	!TEXAS	69-56
11/28	W	at Cal Poly	82-56
11/29	W	at UC Santa Barbara	75-52
12/5	W	at Utah	66-57
12/6	W	at Cal Poly Pomona	74-73 (OT)
12/12	L	USC	88-72
12/13	L	LONG BEACH STATE	75-54
12/19	L	at Arizona State	71-58
12/20	L	at UNLV	80-71
12/22	W	CHICO STATE	85-56
12/30	L	OREGON STATE	80-79 (2OT)
1/6	W	HAWAI'I	86-63
1/7	W	at San Diego	60-39
1/9	L	at UC Irvine	46-42
1/14	W	*SANTA CLARA	80-64
1/16	W	*PACIFIC	89-57
1/23	W	*at Stanford	74-65
1/27	W	*at Fresno State	62-52
1/30	W	*SAN FRANCISCO	62-49
2/6	L	*at California	75-64
2/10	L	*at Santa Clara	66-64
2/13	L	*at Pacific	72-61
2/20	L	*STANFORD	85-72
2/24	W	*at San Francisco	48-40
2/27	L	*FRESNO STATE	53-48
3/6	W	*CALIFORNIA	65-56

! - Anheuser Busch Classic (San Jose, Calif.)
* - Northern California Athletic Conference Game

1982-83

**Head Coach Sharon Chatman
(17-9, 8-6 NorPac)**

11/18	W	!vs. UC Santa Barbara	81-58
11/19	L	!vs. Arizona State	59-58
11/20	W	!at Cal Poly	74-55
12/2	W	&UC SANTA BARBARA	70-62
12/3	L	&STANFORD	84-66
12/6	W	SAN DIEGO	98-55
12/8	W	at Stanford	68-66
12/10	W	#vs. Weber State	85-77
12/11	L	#at Long Beach State	89-63
12/19	W	^vs. Utah	69-57
12/20	W	^vs. Cal State Fullerton	63-59
12/21	W	^vs. Houston	71-68
1/4	W	*at San Francisco	81-66
1/6	L	*PACIFIC	70-68
1/11	W	*at Fresno State	55-54
1/17	W	*SANTA CLARA	60-55
1/20	W	*at Washington State	67-63
1/22	L	*at Washington	67-63

1/27	L	*at California	73-58
2/3	L	*OREGON	66-64
2/5	W	*OREGON STATE	69-56
2/10	L	*at Pacific	78-74
2/12	W	*FRESNO STATE	80-73
2/15	W	*at Santa Clara	66-59
2/18	W	*SAN FRANCISCO	66-65
2/26	L	*CALIFORNIA	82-73

! - Cal Poly Tournament (San Luis Obispo, Calif.)
 & - Anheuser Busch Classic (San Jose, Calif.)
 # - Long Beach Classic (Long Beach, Calif.)
 ^ - UC Irvine Tournament (Irvine, Calif.)
 * - Northern Pacific Athletic Conference Game

1983-84

**Head Coach Sharon Chatman
 (9-17, 5-9 NorPac)**

11/17	W	!vs. UC Davis	78-49
11/18	L	!vs. Oregon	75-65
11/19	W	!vs. UC Santa Barbara	93-57
11/23	L	STANFORD	73-72
11/29	W	SONOMA STATE	84-55
2/2	W	&NEVADA	90-86
12/3	L	&MONTANA STATE	71-69
12/9	L	HOUSTON	72-48
12/10	L	at UNLV	65-47
12/21	L	at San Francisco State	86-81
1/5	L	#vs. Colorado State	68-55
1/12	L	*FRESNO STATE	52-46
1/14	W	*SAN FRANCISCO	73-49
1/18	W	*at Santa Clara	64-61
1/23	W	*at Pacific	79-68
1/26	L	*WASHINGTON	89-71
1/28	W	*WASHINGTON STATE	78-69
2/1	L	*CALIFORNIA	95-68
2/9	L	*at Oregon State	89-71
2/11	L	*at Oregon	66-58
2/16	L	*PACIFIC	73-70
2/17	L	*at Fresno State	91-87
2/21	W	*SANTA CLARA	73-72
2/24	L	*at San Francisco	82-68
2/26	L	LONG BEACH STATE	87-45
3/2	L	*at California	92-81

! - Cal Poly Tournament (San Luis Obispo, Calif.)
 & - Anheuser Busch Classic (San Jose, Calif.)
 # - Montana Classic (Bozeman, Mont.)
 * - Northern Pacific Athletic Conference Game



Rhoda Chew set the San José State single-game record for rebounds when she ripped down 21 against Santa Clara in the 1983-84 season. She equaled the mark the next year against Pacific. In the 1982-83 season she blocked a single-game record seven shots against Washington State.

In single-season records she ranks first in rebounds and rebounds per game (329 and 12.7 per game in 1983-84). Her .509 (1982-83) and .508 (1984-85) shooting percentages are sixth and seventh on the program's single-season list. She appears on the single-season blocked shots list three times No. 6 (51 in 1984-85), No. 7 (49 in 1982-83) and No. 10 (37 in 1983-84).

For her career, Chew (1982-85) is the ninth leading scorer (1,188 points) in Spartan history. She ranks second in rebounding (946) and blocked shots (148), sixth in field goal percentage (.486), seventh in field goals made (484) and ninth in free throw attempts (366).

1984-85

**Head Coach Sharon Chatman
 (9-17, 3-9 NorPac)**

11/15	W	!vs. UC Santa Barbara	79-61
11/16	L	!vs. UC Irvine	58-48
11/27	L	at Stanford	75-72
11/30	L	&UTEP	75-73
12/1	L	&IOWA	67-45
12/6	W	CAL STATE HAYWARD	90-62
12/8	W	PACIFIC	83-74
12/11	W	SAN FRANCISCO STATE	96-69
12/21	L	at San Diego State	97-67
12/27	W	#vs. Idaho State	97-72
12/28	L	#vs. Cal State Fullerton	76-55
12/29	L	#at UC Irvine	88-84 (OT)
1/2	L	at Long Beach State	99-76

1/8	W	SAINT MARY'S	83-80
1/12	W	*SAN FRANCISCO	84-58
1/17	L	*at Santa Clara	62-60
1/18	L	*at Fresno State	73-63
1/24	L	*at Washington	97-66
1/26	L	*at Washington State	82-69
2/1	W	*OREGON	68-62
2/2	L	*OREGON STATE	83-52
2/8	L	*at California	90-81
2/9	L	*at San Francisco	78-67
2/15	W	*SANTA CLARA	62-56
2/23	L	*FRESNO STATE	83-56
3/1	L	*CALIFORNIA	97-81

! - Cal Poly Tournament (San Luis Obispo, Calif.)
 & - Anheuser Busch Classic (San Jose, Calif.)
 # - UC Irvine Holiday Classic (Irvine, Calif.)
 * - Northern Pacific Athletic Conference Game

1985-86

**Head Coach Sharon Chatman
(6-20, 1-11 NorPac)**

11/22	L	!ARIZONA	81-64
11/23	L	!HAWAII	94-65
11/29	L	CAL POLY	67-63
12/6	L	&vs. New Orleans	69-50
12/7	W	&vs. Jackson State	75-72
12/10	L	at Pacific	71-70
12/13	L	UNLV	74-33
12/31	L	at Santa Clara	60-45

1/1	W	MONTANA	67-60
1/3	L	#vs. Sacramento State	79-69
1/4	W	#vs. Army	79-58
1/8	W	at Saint Mary's	70-67
1/11	W	at Cal State Hayward	71-53
1/17	L	*at Oregon State	80-53
1/18	L	*at Oregon	77-64
1/25	L	*FRESNO STATE	92-50
1/30	L	*at Washington State	84-72
2/1	L	at Washington	77-44
2/7	L	**at California	64-53
2/14	L	*OREGON	81-59
2/15	W	*OREGON STATE	88-78
2/21	L	*at Fresno State	81-65
2/26	L	U.S. INTERNATIONAL	89-86
2/28	L	*WASHINGTON	87-53
3/1	L	*WASHINGTON STATE	75-74
3/1	L	*CALIFORNIA	77-63

! - Anheuser Busch Classic (San Jose, Calif.)
 & - Dial Classic (San Diego, Calif.)
 # - Cal Poly Tournament (San Luis Obispo, Calif.)
 * - Northern Pacific Athletic Conference Game

1986-87

**Head Coach Tina Krah
(3-23, 1-17 PCAA)**

11/29	W	at Sacramento State	61-58
12/5	L	!GEORGE MASON	67-60
12/6	L	!IDAHO	72-60
12/11	L	SANTA CLARA	74-49
12/13	L	at Stanford	94-43
12/20	L	at San Francisco	76-48
12/30	W	CAL STATE HAYWARD	59-53
1/2	L	*at Fresno State	107-68
1/3	L	*at UC Santa Barbara	71-49
1/8	L	*PACIFIC	70-55
1/10	W	*UC SANTA BARBARA	72-61
1/15	L	*UNLV	72-42
1/19	L	CALIFORNIA	92-58
1/22	L	*at Long Beach State	120-53
1/24	L	*at UC Irvine	73-49
1/29	L	*CAL STATE FULLERTON	92-54
1/31	L	*SAN DIEGO STATE	64-60
2/5	L	*at Pacific	68-57
2/7	L	*UC IRVINE	76-61
2/12	L	*HAWAII	68-45
2/14	L	*HAWAII	79-58
2/16	L	*LONG BEACH STATE	149-69
2/19	L	*FRESNO STATE	97-60
2/21	L	*at Cal State Fullerton	88-59
2/26	L	*at UNLV	88-41
2/28	L	*at San Diego State	97-56

! - Anheuser Busch Classic (San Jose, Calif.)
 * - Pacific Coast Athletic Association Game

1987-88

**Head Coach Tina Krah
(1-26, 0-18 PCAA)**

12/1	L	at California	84-65
12/4	L	TOWSON STATE	70-60
12/7	L	WASHINGTON	77-38
12/9	L	at Nevada	72-54
12/12	W	SACRAMENTO STATE	65-61
12/14	L	at Santa Clara	71-31
12/29	L	!DUKE	86-47
12/30	L	!SAN FRANCISCO	59-57
1/2	L	*at Hawaii'i	90-55
1/4	L	*at Hawaii'i	73-43
1/7	L	*at Long Beach State	96-33
1/9	L	*at UNLV	87-40
1/14	L	*CAL STATE FULLERTON	68-52
1/16	L	*SAN DIEGO STATE	95-59
1/21	L	*at Pacific	49-46
1/23	L	*STANFORD	55-33
1/25	L	*FRESNO STATE	63-43
1/28	L	*UC SANTA BARBARA	69-54
1/30	L	*UC IRVINE	84-59

2/4	L	*UNLV	113-42
2/6	L	*LONG BEACH STATE	82-51
2/11	L	*at San Diego State	96-54
2/13	L	*at Cal State Fullerton	74-56
2/20	L	*PACIFIC	65-55
2/25	L	*UC IRVINE	97-57
2/27	L	*at UC Santa Barbara	58-56
3/5	L	*at Fresno State	91-55

! - Anheuser Busch Classic (San Jose, Calif.)
 * - Pacific Coast Athletic Association Game

1988-89

**Head Coach Tina Krah
(4-23, 1-17 Big West)**

11/27	L	WISCONSIN	72-67
12/2	L	!vs. Utah	90-45
12/3	L	!vs. SW Missouri State	75-60
12/6	W	at San Francisco	61-47
12/9	L	CALIFORNIA	67-62
12/15	L	SAINT MARY'S	91-65
12/17	L	FRESNO STATE	80-49
12/20	W	SANTA CLARA	66-62 (OT)
12/29	L	&CENTRAL MICHIGAN	70-51
12/30	W	&SAN FRANCISCO	66-49
1/5	L	*UNLV	79-54
1/7	L	*LONG BEACH STATE	113-72
1/12	L	*at San Diego State	77-64
1/14	L	*at Cal State Fullerton	78-51
1/21	L	*PACIFIC	59-54
1/26	L	*at UC Irvine	63-53
1/28	L	*at UC Santa Barbara	49-43
2/2	L	*at Long Beach State	111-59
2/4	L	*at UNLV	91-60
2/9	L	*CAL STATE FULLERTON	75-56
2/11	L	*SAN DIEGO STATE	84-52
2/14	L	*HAWAII	77-66
2/16	L	*HAWAII	78-58
2/20	L	*at Fresno State	86-56
2/23	W	*UC SANTA BARBARA	63-61
2/25	L	*UC IRVINE	55-34
3/2	L	*at Pacific	67-60

! - Lady Ute Classic (Salt Lake City, Utah)
 & - Anheuser Busch Classic (San Jose, Calif.)
 * - Big West Conference Game

1989-90

**Head Coach Tina Krah
(5-24, 2-16 Big West)**

11/24	L	UTAH	78-59
11/26	L	at California	77-49
12/1	L	!vs. Oregon State	72-62
12/2	W	!vs. Southern Utah State	73-68
12/5	L	at Saint Mary's	94-70

12/8	L	at Portland	78-69
12/10	L	at Portland State	76-64
12/28	W	& SANTA CLARA	75-55
12/29	L	& MIAMI, OHIO	76-52
1/2	L	*CAL STATE FULLERTON	61-48
1/7	L	*at Hawai'i	86-50
1/8	L	*at Hawai'i	94-62
1/11	W	*UC IRVINE	70-51
1/13	L	*UC SANTA BARBARA	72-61
1/18	L	*FRESNO STATE	72-57
1/20	L	*SAN DIEGO STATE	84-74
1/25	L	*at Long Beach State	93-53
1/27	L	*at UNLV	76-46
2/3	L	*PACIFIC	71-58
2/8	L	*at UC Santa Barbara	55-49
2/10	W	*at UC Irvine	58-52
2/17	L	*at Fresno State	94-66
2/19	L	*at Pacific	70-56
2/22	L	*UNLV	86-59
2/24	L	*LONG BEACH STATE	93-71
3/1	L	*at San Diego State	66-42
3/3	L	*at Cal State Fullerton	63-54
3/7	W	+vs. San Diego State	81-59
3/8	L	+vs. UNLV	102-67

! – USF Tournament (San Francisco, Calif.)

& - Anheuser Busch Classic (San Jose, Calif.)

* - Big West Conference Game

+ - Big West Conference Tournament (Long Beach, Calif.)

1990-91

**Head Coach Tina Krah
(2-25, 0-18 Big West)**

11/25	W	NORTHEASTERN ILLINOIS	71-69
11/28	L	SAINT MARY'S	79-46
12/4	L	at San Francisco	78-54
12/7	L	!vs. San Diego	90-66
12/8	L	!vs. Idaho State	54-41
12/11	L	at Santa Clara	72-45
12/28	L	& PORTLAND STATE	80-71
12/29	L	& SAN FRANCISCO	69-64
1/2	W	COLUMBIA	70-64
1/4	L	*NEW MEXICO STATE	95-66
1/7	L	*at Cal State Fullerton	95-46
1/9	L	*at UNLV	84-55
1/12	L	*UC SANTA BARBARA	97-62
1/14	L	*UC IRVINE	63-47
1/16	L	*PACIFIC	73-49
1/19	L	*at Fresno State	98-67
1/22	L	*HAWAII	67-55
1/23	L	*HAWAII	71-45
1/28	L	*LONG BEACH STATE	110-56
1/31	L	*UNLV	79-46
2/2	L	*CAL STATE FULLERTON	72-52
2/7	L	*at UC Santa Barbara	90-69

2/9	L	*at UC Irvine	70-54
2/13	L	*FRESNO STATE	75-60
2/23	L	*at Pacific	72-54
2/28	L	*at New Mexico State	104-63
3/2	L	*at Long Beach State	73-53

! – Oregon State Classic (Corvallis, Ore.)

& - Anheuser Busch Classic (San Jose, Calif.)

* - Big West Conference Game

1991-92

**Head Coach Tina Krah
(2-25, 1-17 Big West)**

11/24	L	SANTA CLARA	80-50
11/26	L	at Sacramento State	60-51
11/30	L	at California	77-64
12/6	L	at St. Mary's	63-56
12/13	L	!vs. Middle Tennessee State	88-54
12/14	W	!vs. Cal State Stanislaus	81-59
12/28	L	& DRAKE	77-67
12/29	L	& SMU	60-51
1/5	L	*at Fresno State	74-66
1/8	L	SAN FRANCISCO	74-63
1/18	L	*UC SANTA BARBARA	81-62
1/23	L	*at New Mexico State	94-74
1/25	L	*at UNLV	95-55
1/30	L	*CAL STATE FULLERTON	83-76
2/1	W	*UC IRVINE	78-64
2/4	L	*PACIFIC	65-60
2/7	L	*at Hawai'i	99-80
2/9	L	*at Hawai'i	76-63
2/13	L	*at UC Santa Barbara	102-75
2/15	L	*at Long Beach State	91-65
2/20	L	*UNLV	72-60
2/22	L	*NEW MEXICO STATE	102-81
2/27	L	*at UC Irvine	72-68
2/29	L	*at Cal State Fullerton	87-75
3/3	L	*at Pacific	78-46
3/5	L	*FRESNO STATE	72-65
3/8	L	*LONG BEACH STATE	83-51

! – USF Classic (San Francisco, Calif.)

& - Calistoga Classic (San Jose, Calif.)

* - Big West Conference Game

1992-93

**Head Coach Karen Smith
(5-21, 4-14 Big West)**

12/1	L	SACRAMENTO STATE	74-56
12/4	L	!vs. Southern Utah	64-63
12/5	W	!vs. Northern Arizona	62-50
12/10	L	at San Francisco	57-41
12/20	L	NORTHWESTERN STATE	84-62
12/28	L	& IDAHO	74-58
12/29	L	& CAL STATE FULLERTON	76-75
1/4	W	*NEVADA	55-49

1/7	L	SAINT MARY'S	60-55
1/9	L	*at Pacific	57-45
1/14	W	*at UC Irvine	85-75
1/16	L	*at UC Santa Barbara	77-49
1/21	L	*NEW MEXICO STATE	71-56
1/23	L	*UNLV	84-69
1/28	L	*at Cal State Fullerton	88-60
2/6	L	*HAWAII	79-66
2/7	L	*HAWAII	91-54
2/11	L	*UC SANTA BARBARA	88-60
2/13	L	*LONG BEACH STATE	59-58
2/18	L	*at UNLV	95-52
2/20	L	*at New Mexico State	80-72
2/25	W	*UC IRVINE	80-62
2/27	W	*CAL STATE FULLERTON	85-68
3/1	L	*PACIFIC	69-51
3/4	L	*at Nevada	76-63
3/6	L	*at Long Beach State	87-73

! – Saint Mary's Classic (Moraga, Calif.)

& - Calistoga Classic (San Jose, Calif.)

* - Big West Conference Game

1993-94

**Head Coach Karen Smith
(14-13, 9-9 Big West)**

11/30	W	FRESNO STATE	70-64
12/1	L	SANTA CLARA (SJ Arena)	81-54
12/8	W	SAN FRANCISCO	62-49
12/10	L	at Sacramento State	111-100 (OT)
12/20	L	at Saint Mary's	79-62
12/29	W	at Loyola Marymount	73-68
12/30	W	at Cal State Northridge	73-62
1/5	W	CORNELL	65-48
1/8	L	*at Pacific	72-70
1/13	W	*LONG BEACH STATE	73-71
1/15	L	*UC SANTA BARBARA	81-68
1/17	W	*NEVADA	79-43
1/20	L	*at New Mexico State	91-68
1/22	L	*at UNLV	84-59
1/27	W	*at Nevada	78-51
1/29	W	*PACIFIC	74-63
2/3	W	*UC IRVINE	79-67
2/5	W	*CAL STATE FULLERTON	75-66
2/11	L	*at UC Santa Barbara	75-68
2/13	L	*at Long Beach State	82-66
2/17	W	*UNLV	78-70
2/19	L	*NEW MEXICO STATE	91-84 (2OT)
2/24	W	*at Cal State Fullerton	89-71
2/26	W	*at UC Irvine	69-66
3/4	L	*at Hawai'i	88-52
3/6	L	*at Hawai'i	95-45
3/9	L	+vs. New Mexico State	85-57

* - Big West Conference Game

+ - Big West Conference Tournament (Las Vegas, Nev.)

1994-95

Head Coach Karen Smith
(4-24, 2-16 Big West)


11/25	L	!vs. Oregon State	80-54
11/26	W	!vs. Idaho	75-66 OT
12/3	L	at California	95-57
12/9	L	WEBER STATE	62-48
12/16	L	&vs. Boise State	57-53
12/17	L	&vs. Georgia State	70-41
12/19	L	at San Francisco	88-59
12/27	L	at Santa Clara	79-58
12/28	W	CAL STATE NORTHRIDGE	90-65
1/3	W	*NEVADA	59-54
1/5	L	*PACIFIC	64-51
1/8	L	*at UC Santa Barbara	74-63
1/10	L	*at Long Beach State	70-58
1/13	L	*UC IRVINE	64-43
1/15	L	*CAL STATE FULLERTON	84-79
1/20	L	*at UNLV	75-59
1/22	L	*at New Mexico State	81-40
1/27	W	*HAWAI'I	59-57
2/3	L	*LONG BEACH STATE	64-59
2/5	L	*UC SANTA BARBARA	69-66
2/10	L	*at Cal State Fullerton	70-57
2/12	L	*at UC Irvine	71-61
2/17	L	*NEW MEXICO STATE	66-61
2/19	L	*UNLV	86-56
2/26	L	*at Hawai'i	72-62
3/2	L	*at Pacific	58-57
3/4	L	*at Nevada	74-73
3/7	L	+vs. Cal State Fullerton	91-73

! - Best of the West Tournament (Portland, Ore.)
& - Oakland Tribune Classic (Berkeley, Calif.)
* - Big West Conference Game
+ - Big West Conference Tournament (Las Vegas, Nev.)

1995-96

Head Coach Karen Smith
(8-19, 3-15 Big West)

11/29	L	at Fresno State	74-66
12/1	L	SANTA CLARA (SJ Arena)	77-42
12/8	W	!vs. Sacramento State	85-68
12/9	W	!vs. Idaho	68-65
12/17	L	SAN FRANCISCO	80-49
12/20	L	STEPHEN F. AUSTIN	67-47
12/28	W	SACRAMENTO STATE	77-71
12/30	W	MONTANA STATE	77-75
1/2	W	*UNLV	78-66
1/4	L	*NEW MEXICO STATE	58-49
1/7	L	*at Hawai'i	96-52
1/12	L	*at Pacific	79-70
1/15	L	*at Nevada	68-58
1/19	L	*UC SANTA BARBARA	85-43
1/21	L	*LONG BEACH STATE	91-81



Karen Mason (1978-81) is one of the Spartans first women's basketball superstars. She holds the program's career records for points (1,760), field goals made (735) and field goal attempts (1,686).

Mason ranks third in free throws made (290), fourth in free throw attempts (467), fifth in steals (204), eighth in games played (111) and 10th in rebounds (562).

Her name appears twice in the top-10 of single-season scoring (No. 7 - 517 in 1980-81 and No. 8 - 503 in 1979-80), field goals made (No. 3 - 212 in 1979-80) and No. 5 - 210 in 1980-81) and field goal attempts (No. 4 - 495 in 1979-80 and No. 7 - in 1980-81).

A two-time first team All-NorPac selection, she earned All-American honors after the 1980-81 season. On October 26, 2001 Karen Mason was inducted into the San José State Sports Hall of Fame.

Coaching Staff

The Spartans

2014-15 Review

Record Book

1/26	L	*at UC Irvine	76-69
1/28	W	*at Cal State Fullerton	68-66
1/31	L	*HAWAI'I	62-39
2/4	W	CAL POLY	85-61
2/9	L	*PACIFIC	78-64
2/11	L	*NEVADA	81-62
2/16	L	*at Long Beach State	89-87 OT
2/18	L	*at UC Santa Barbara	76-42
2/23	L	*CAL STATE FULLERTON	84-55
2/25	W	*UC IRVINE	61-57
2/29	L	*at New Mexico State	86-54
3/6	L	*at UNLV	80-73

! – Best Western-Vandal Tournament (Moscow, Idaho)

* - Big West Conference Game

1996-97

**Head Coach Karen Smith
(10-18, 5-11 WAC)**

11/24	L	NORTHERN ARIZONA	64-56
11/27	W	NEVADA	79-54
12/1	L	SANTA CLARA (SJ Arena)	82-62
12/3	L	at Sacramento State	71-55
12/6	L	!vs. Arizona	90-55
12/8	L	!vs. Southern Illinois	78-55
12/14	W	CAL STATE NORTHBRIDGE	63-59
12/20	W	at Cal Poly	72-57
12/22	L	GEORGIA TECH	68-53
12/28	W	ARIZONA STATE	62-57
1/2	L	*SAN DIEGO STATE	82-37
1/4	L	*HAWAI'I	84-57
1/7	W	PACIFIC	63-60
1/11	L	*FRESNO STATE	64-62
1/16	W	*at Air Force	78-62
1/18	L	*at UNLV	66-60
1/23	L	WYOMING	74-51
1/25	L	COLORADO STATE	88-62
1/30	L	*at Hawai'i	69-51
2/1	L	*at San Diego State	92-47
2/6	W	*at Fresno State	65-58
2/8	W	*TULSA	74-67
2/13	W	*UNLV	70-60
2/15	W	*AIR FORCE	85-52
2/20	L	*at Colorado State	80-55
2/22	L	*at Wyoming	86-53
2/28	L	*at Tulsa	76-68
3/3	L	+vs. SMU	76-52

! – Copper Bowl Classic (Tucson, Ariz.)

* - Western Athletic Conference Game

+ - WAC Tournament (Las Vegas, Nev.)


1997-98

**Head Coach Karen Smith
(6-21, 2-12 WAC)**

11/16	L	BAYLOR	75-61
11/21	L	VALPARAISO	62-54
11/24	W	IDAHO	79-66
11/29	W	SACRAMENTO STATE	76-68
12/2	L	Santa Clara (SJ Arena)	90-51
12/5	L	at UC Irvine	58-41
12/7	L	at San Diego	81-64
12/14	W	TENNESSEE-MARTIN	61-60
12/19	W	CAL POLY	73-64
12/22	L	at Pacific	70-59
12/29	L	at Nevada	59-52
1/2	L	*at Hawai'i	86-56

1/4	L	*at San Diego State	68-55
1/8	L	*TCU	90-88 (OT)
1/10	L	*SMU	55-54
1/15	L	*at Rice	87-59
1/18	L	*at Tulsa	72-62
1/22	L	COLORADO STATE	70-56
1/24	L	*at Fresno State	81-66
1/29	L	*SAN DIEGO STATE	77-49
1/31	L	*HAWAI'I	80-69
2/5	L	*at SMU	66-46
2/7	W	*at TCU	91-86
2/12	W	*TULSA	57-51
2/14	L	*RICE	70-57
2/18	L	*FRESNO STATE	67-51
2/21	L	at Colorado State	108-56

* - Western Athletic Conference Game



Natalie St. Mary (1983) played one spectacular season for the Spartans. She set the San José State single-season record for field goal attempts (515) and field goals made (233). Her 540 points that year are still the fourth-most by a Spartan for a single year.

1998-99

**Head Coach Karen Smith
(2-25, 0-14 WAC)**

11/16	W	CAL POLY	71-61
11/21	L	!vs. Navy	76-48
11/22	L	!vs. Sacramento State	76-63
11/27	L	&vs. Morgan State	46-39
11/28	W	&vs. Colgate	51-35
12/1	L	SANTA CLARA (SJ Arena)	78-45
12/5	L	#vs. Northern Arizona	59-43
12/6	L	#vs. Idaho	74-59
12/12	L	CAL STATE FULLERTON	65-51
12/19	L	PACIFIC	75-38
12/21	L	CORNELL	75-54
12/30	L	at Arizona State	83-46
1/4	L	AIR FORCE	57-54
1/9	L	*at Fresno State	76-48
1/14	L	*at UTEP	65-47
1/16	L	*at New Mexico	66-43
1/21	L	*UTAH	74-50
1/23	L	*BRIGHAM YOUNG	81-38
1/28	L	*at San Diego State	89-59
1/30	L	*at Hawai'i	87-44
2/6	L	*FRESNO STATE	60-54
2/11	L	*NEW MEXICO	58-49
2/13	L	*UTEP	63-48
2/18	L	*at Utah	76-26
2/20	L	*at Brigham Young	74-48
2/25	L	*HAWAI'I	70-43
2/27	L	*SAN DIEGO STATE	78-46

! - Danka Classic (Reno, Nev.)

& - Holiday Inn Thanksgiving Classic (Moraga, Calif.)

- Idaho Classic (Moscow, Idaho)

* - Western Athletic Conference Game

1999-2000

**Head Coach Janice Richard
(3-24, 1-13 WAC)**

11/19	L	NEVADA	65-58
11/21	L	GONZAGA	82-65
11/23	W	SONOMA STATE	68-62
11/28	L	LAMAR	75-58
12/1	L	Santa Clara	79-51
12/4	L	SAN DIEGO	60-51
12/7	W	at Sacramento State	62-60
12/11	L	at Cal Poly	76-64
12/19	L	!vs. Northern Arizona	65-52
12/20	L	!vs. Mississippi	77-43
1/2	L	at Cal State Fullerton	86-77
1/7	L	at Pacific	77-50
1/13	L	*at TCU	84-42
1/15	L	*at SMU	80-42
1/20	L	*TULSA	71-55
1/22	L	*RICE	86-62
1/29	L	*HAWAII	73-57
2/3	L	*at Fresno State	84-66
2/5	L	*at UTEP	76-53
2/10	L	*SMU	71-44
2/12	L	*TCU	66-51
2/17	L	*at Rice	83-37
2/19	L	*at Tulsa	66-37
2/26	L	*at Hawai'i	69-42
2/29	W	*UTEP	73-68
3/2	L	*FRESNO STATE	71-65
3/8	L	+vs. SMU	99-56

! - Hilton Garden Inn Classic (Flagstaff, Ariz.)

* - Western Athletic Conference Game

+ - WAC Tournament (Fresno, Calif.)


2000-01

**Head Coach Janice Richard
(13-16, 4-12 WAC)**

11/18	W	SACRAMENTO STATE	71-59
11/20	L	at Saint Mary's	81-68
11/26	W	UC DAVIS	68-59
11/29	L	SANTA CLARA	85-68
12/2	W	at Weber State	71-64
12/6	W	SAN DIEGO STATE	59-54
12/7	W	SOUTHERN UTAH	75-60
12/12	W	MONTANA STATE	53-50
12/21	W	CAL STATE FULLERTON	86-61
12/28	L	CALIFORNIA	66-64
12/30	W	LONG ISLAND	90-87
1/2	L	*UTEP	69-66
1/5	L	*SMU	74-57
1/7	L	*TCU	72-63
1/12	L	*at UTEP	86-76 2 OT
1/14	W	*at Tulsa	60-54
1/21	W	*at Hawai'i	74-72

1/26	L	*RICE	77-67
1/28	L	*TULSA	82-80
2/2	L	*at Nevada	86-57
2/4	L	*at Fresno State	83-62
2/9	W	*NEVADA	78-75
2/11	W	*FRESNO STATE	73-59
2/16	L	*at Rice	69-56
2/18	L	*at SMU	80-71
2/23	L	*HAWAII	91-61
2/27	L	*at TCU	66-54
3/6	W	+vs. UTEP	66-55
3/7	L	+vs. TCU	74-53

* - Western Athletic Conference Game
+ - WAC Tournament (Tulsa, Okla.)



Lora Alexander (1989-90) scored 1,019 points in just two seasons.

She holds the program's highest career scoring average (18.2 points per game) and is the only player in San José State women's basketball history to score 20 points and grab 20 rebounds in a game (27 points, 20 rebounds vs. UC Santa Barbara, 2/23/89).

Alexander set the single-game mark for free throw attempts with 18 vs. Long Beach State (1/17/89).

2001-02

**Head Coach Janice Richard
(17-11, 12-6 WAC)**

11/20	W	at Cal State Fullerton	66-54
11/25	W	IDAHO	61-44
11/27	L	at Santa Clara	73-58
11/30	W	at Sacramento State	82-57
12/2	L	SAINT MARY'S	93-73
12/6	W	at San Diego State	65-62
12/8	L	at San Diego	73-63
12/20	L	WEBER STATE	75-55
12/22	W	PACIFIC	78-75
12/28	W	*at UTEP	73-48
12/30	W	*at Boise State	85-74 OT
1/5	L	*at Hawai'i	81-67
1/10	L	*LOUISIANA TECH	79-49
1/13	W	*SMU	61-54
1/17	W	*at Tulsa	75-73
1/19	L	*at Rice	78-62
1/24	W	*FRESNO STATE	77-62
1/26	W	*NEVADA	78-60
2/2	L	*HAWAII	66-57
2/7	L	*at SMU	92-87
2/9	L	*at Louisiana Tech	87-47
2/14	W	*RICE	67-64
2/16	W	*TULSA	63-60
2/19	W	*at Nevada	71-52
2/23	W	*at Fresno State	65-48
2/28	W	*BOISE STATE	64-53
3/2	W	*UTEP	87-57
3/6	L	+vs. Tulsa	66-63

* - Western Athletic Conference Game
+ - WAC Tournament (Tulsa, Okla.)

2002-03

**Head Coach Janice Richard
(13-15, 9-9 WAC)**

11/24	W	CAL STATE NORTHRIDGE	76-51
11/29	L	!vs. Baylor	76-46
11/30	L	!vs. Northern Illinois	78-72
12/4	W	OREGON STATE	59-47
12/7	L	at Gonzaga	65-54
12/9	L	at Idaho	73-57
12/19	W	LOYOLA-CHICAGO	85-66
12/21	W	at Southern Utah	84-68
12/30	L	SANTA CLARA	61-54
1/2	W	*BOISE STATE	69-64
1/4	W	*UTEP	83-60
1/9	L	*at Louisiana Tech	83-38
1/11	L	*at SMU	86-77
1/19	L	*at Hawai'i	54-40
1/23	W	*NEVADA	63-60
1/25	W	*FRESNO STATE	66-53
1/30	L	*at Tulsa	89-52

2/1	L	*at Rice	61-58
2/6	L	*SMU	61-58
2/8	L	*LOUISIANA TECH	66-59
2/16	W	*HAWAI'I	71-67
2/20	L	*at Fresno State	96-80
2/22	W	*at Nevada	77-52
2/27	L	*RICE	71-63
3/2	W	*TULSA	88-86 OT
3/6	W	*at UTEP	87-84 OT
3/8	W	*at Boise State	73-61
3/12	L	+vs. Fresno State	63-57

! – GranTree Thanksgiving Classic (Bozeman, Mont.)

* - Western Athletic Conference Game

+ - WAC Tournament (Tulsa, Okla.)

2003-04

**Head Coach Janice Richard
(16-13, 7-11 WAC)**

11/21	W	at Cal State Northridge	71-54
11/25	L	at California	90-67
12/2	W	SAN FRANCISCO	66-53
12/6	W	NEW MEXICO STATE	69-41
12/9	W	at Sacramento State	70-39
12/19	W	UC IRVINE	68-48
12/21	W	at Santa Clara	75-62
12/27	W	!Yale	71-53
12/28	W	!Marist	59-49
1/3	W	*at Nevada	70-63
1/5	L	*at Fresno State	81-39
1/8	W	*HAWAI'I	73-45
1/15	L	*LOUISIANA TECH	84-71
1/17	W	*SMU	64-59 OT
1/22	W	*at Boise State	76-70
1/24	L	*at UTEP	75-65
1/29	L	*TULSA	82-66
1/31	L	*RICE	74-60
2/6	W	*at Hawai'i	62-50
2/12	L	*at SMU	88-61
2/14	L	*at Louisiana Tech	82-51
2/19	L	*UTEP	51-44
2/21	W	*BOISE STATE	58-48
2/26	L	*at Rice	64-44
2/28	L	*at Tulsa	66-56
3/4	L	*FRESNO STATE	72-60
3/6	W	*NEVADA	81-78 2OT
3/9	W	+vs. Nevada	68-60
3/10	L	+vs. Rice	67-54

! – Doubletree Classic (New Orleans, La.)

* - Western Athletic Conference Game

+ - WAC Tournament (Fresno, Calif.)

2004-05

**Head Coach Janice Richard
(18-12, 10-8 WAC)**

11/19	W	SACRAMENTO STATE	59-46
11/23	W	at UC Irvine	54-52
11/26	L	HARVARD	75-61
12/2	W	at San Francisco	48-47
12/3	L	SANTA CLARA	75-74
12/7	W	UC DAVIS	70-58
12/11	W	at New Mexico State	54-43
12/19	L	!at Mississippi State	66-60
12/20	W	!vs. Grambling State	63-56
12/30	W	*NEVADA	76-63
1/1	L	*FRESNO STATE	79-63
1/4	W	at Portland State	69-60
1/8	W	*HAWAII	54-49 OT
1/13	L	*at Louisiana Tech	66-52
1/15	L	*at SMU	58-37
1/20	W	*BOISE STATE	64-47
1/22	W	*UTEP	66-51
1/27	W	*at Tulsa	61-53
1/29	W	*at Rice	63-52
2/5	W	*at Hawai'i	56-54
2/10	W	*SMU	63-62 OT
2/12	L	*LOUISIANA TECH	80-51
2/17	L	*at UTEP	66-63
2/19	L	*at Boise State	67-54

2/24	L	*RICE	77-64
2/26	W	*TULSA	79-70
3/3	L	*at Fresno State	73-64
3/5	W	*at Nevada	65-49
3/9	W	+vs. Tulsa	63-60
3/11	L	+vs. Rice	76-68

! – Mississippi State Classic (Starkville, Miss.)

* - Western Athletic Conference Game

+ - WAC Tournament (Reno, Nev.)

2005-06

**Head Coach Janice Richard
(13-15, 8-8 WAC)**

11/18	W	GONZAGA	69-61
11/21	L	at Cal State Northridge	76-62
11/29	W	PORTLAND STATE	68-62
12/3	L	!vs. Rutgers	76-64
12/4	L	!vs. Vermont	55-52
12/8	L	CALIFORNIA	78-57
12/10	W	COLORADO STATE	78-66
12/17	L	at Santa Clara	81-70
12/23	L	at Gonzaga	68-53
1/5	W	*at Utah State	63-51
1/7	W	*at Nevada	64-56
1/12	W	NORTH DAKOTA STATE	84-78
1/14	W	SOUTH DAKOTA STATE	64-51



In 2011-12 Brittany Johnson set the Spartans single-season scoring mark with 603 points. She was a first-team All-WAC honoree and three times that year was named the conference Player of the Week.

1/19	W	*BOISE STATE	63-57
1/21	W	*IDAHO	61-52
1/26	L	*at Louisiana Tech	74-51
1/28	L	*at New Mexico State	50-47
2/1	W	*at Boise State	69-64
2/4	L	*HAWAII	76-61
2/9	L	*at Idaho	80-62
2/11	L	*FRESNO STATE	63-41
2/16	L	*LOUISIANA TECH	78-48
2/18	W	*NEW MEXICO STATE	58-35
2/22	L	*at Fresno State	77-60
2/25	L	*at Hawai'i	57-49
3/2	W	*NEVADA	53-48
3/4	W	*UTAH STATE	70-49
3/8	L	+vs. Nevada	76-61

! - Hawkeye Challenge (Iowa City, Iowa)
 * - Western Athletic Conference Game
 + - WAC Tournament (Reno, Nev.)

2006-07

Interim Head Coaches

**Greg Lockridge & Derrick Allen
(5-27, 4-12 WAC)**

11/11	L	CAL STATE FULLERTON	69-52
11/17	L	CAL STATE NORTHBRIDGE	66-63
11/20	L	at Cal Poly	71-59
11/24	L	!vs. Wisconsin-Milwaukee	66-63
11/25	L	!vs. Bradley	72-56
11/29	L	SAN FRANCISCO	53-48 OT
2/2	L	&vs. Arkansas State	90-71
12/3	L	&vs. Harvard	83-63
12/5	L	WASHINGTON STATE	72-61
12/9	L	at Colorado State	76-57
12/18	L	at North Dakota State	69-61
12/20	L	at South Dakota State	98-63
12/27	W	at Pacific	65-56
12/30	L	SANTA CLARA	71-59
1/4	L	*LOUISIANA TECH	65-52
1/6	L	*NEW MEXICO STATE	59-48
1/11	L	*at Fresno State	61-36
1/13	L	*at Nevada	74-47
1/18	L	*FRESNO STATE	%70-63
1/20	L	*at Utah State	58-50
1/25	W	*HAWAII	57-56
1/27	L	*at New Mexico State	79-53
2/1	L	*IDAHO	72-64
2/3	W	*UTAH STATE	65-57
2/8	L	*at Louisiana Tech	71-67
2/10	L	*at Boise State	82-59
2/17	L	*NEVADA	70-52
2/22	W	*BOISE STATE	68-60
2/24	L	*at Hawai'i	64-53
3/3	L	*at Idaho	69-66
3/6	W	+vs. Idaho	72-66

3/7	L	+vs. Boise State	81-46
! - SMU Hoops for the Cure Classic (Dallas, Texas)			
& - Contra Costa Times Classic (Berkeley, Calif.)			
* - Western Athletic Conference Game			
+ - WAC Tournament (Las Cruces, N.M.)			
% - Result later changed to a forfeit by Fresno State			

2007-08

**Head Coach Pam DeCosta
(3-28, 1-15 WAC)**

11/10	L	at Oregon	67-32
11/13	L	CAL POLY	74-70
11/17	L	at Cal State Fullerton	80-68
11/20	L	PACIFIC	75-74 OT
11/23	L	LONG BEACH STATE	64-60
11/27	L	at Sacramento State	60-57
11/30	W	at Cal State Northridge	59-55
12/6	L	at CSU Bakersfield	89-66
12/9	L	at San Francisco	74-51
12/16	L	at Washington State	78-72 OT
12/19	L	KANSAS	59-52
12/21	L	at Santa Clara	78-58
12/28	L	NORTHERN COLORADO	69-46
1/5	L	*at Utah State	68-58
1/10	L	*at Nevada	72-51
1/19	L	*HAWAII	70-54
1/22	L	*at Fresno State	%81-63
1/24	W	*IDAHO	53-46
1/26	L	*FRESNO STATE	%83-65
1/31	L	*BOISE STATE	78-51
2/2	L	*at New Mexico State	71-60
2/7	L	*NEVADA	78-62
2/14	L	*UTAH STATE	61-60
2/16	L	*at Louisiana Tech	70-54
2/21	L	*NEW MEXICO STATE	81-65
2/23	L	*at Hawai'i	61-47
2/28	L	*at Boise State	74-65
3/1	L	*at Idaho	77-66
3/8	L	*LOUISIANA TECH	78-64
3/11	W	+vs. Idaho	70-63
3/12	L	+vs. Fresno State	%87-76

* - Western Athletic Conference Game
 + - WAC Tournament (Las Cruces, N.M.)
 % - Result later changed to a forfeit by Fresno State

2008-09

**Head Coach Pam DeCosta
(2-27, 1-15 WAC)**

11/15	L	OREGON	69-68
11/18	L	at Northern Colorado	101-63
11/21	L	at Long Beach State	83-59
11/23	L	SEATTLE	94-62
11/28	W	SACRAMENTO STATE	49-48

12/3	L	at Kansas	93-49
12/7	L	at Cal State Northridge	69-63
12/12	L	!CALIFORNIA	76-40
12/13	L	!CAL STATE BAKERSFIELD	78-59
12/21	L	at Pepperdine	75-46
12/28	L	&at Loyola Marymount	81-66
12/29	L	&vs. Stony Brook	56-38
1/3	L	SANTA CLARA	56-39
1/8	L	*IDAHO	66-47
1/10	W	*HAWAII	54-50
1/16	L	*at New Mexico State	68-51
1/18	L	*at Louisiana Tech	70-53
1/23	L	*UTAH STATE	64-54
1/25	L	*NEVADA	66-52
1/30	L	*at Fresno State	73-44
2/1	L	*at Nevada	61-50
2/6	L	*at Hawai'i	64-48
2/8	L	*FRESNO STATE	76-47
2/13	L	*at Boise State	58-53
2/15	L	*at Idaho	64-41
2/20	L	*LOUISIANA TECH	87-69
2/22	L	*NEW MEXICO STATE	64-50
2/27	L	*BOISE STATE	56-45
3/5	L	*at Utah State	62-51
3/10	L	+vs. Hawai'i	70-57

! - Basketball By The Bay Classic (San Jose, Calif.)
 & - Courtyard By Marriott Tournament (Los Angeles, Calif.)
 * - Western Athletic Conference Game
 + - WAC Tournament (Reno, Nev.)

2009-10

**Head Coach Pam DeCosta
(6-23, 2-14 WAC)**

11/13	L	CAL STATE FULLERTON	79-77
11/17	L	PEPPERDINE	83-66
11/20	L	CAL STATE NORTHBRIDGE	62-61
11/24	W	SAN FRANCISCO	63-51
11/27	L	!vs. Mississippi	78-33
11/28	L	!vs. Fordham	71-64
12/2	L	LOYOLA MARYMOUNT	66-47
12/6	L	DENVER	66-61
12/9	W	at California	68-66
12/18	W	at Sacramento State	84-81
12/22	L	at Colorado	86-50
1/2	W	at Santa Clara	75-64
1/6	L	*NEVADA	64-56
1/9	L	*at Utah State	65-54
1/13	L	*LOUISIANA TECH	92-48
1/20	L	*at Boise State	75-53
1/23	W	*IDAHO	58-53
1/27	L	*at Hawai'i	63-59
1/30	L	*FRESNO STATE	68-31
2/3	L	*NEW MEXICO STATE	68-48
2/6	L	*at Nevada	72-48

2/11	L	*UTAH STATE	66-46
2/14	L	*at Louisiana Tech	81-66
2/17	W	*HAWAI'I	68-61
2/20	L	*BOISE STATE	80-62
2/24	L	*at Idaho	74-59
3/3	L	*at Fresno State	83-47
3/6	L	*at New Mexico State	62-35

! – FAU/Boca Ridge Hotel Tournament (Boca Raton, Fla.)
* - Western Athletic Conference Game

2010-11

**Head Coach Pam DeCosta
(2-27, 2-14 WAC)**

11/12	L	WEBER STATE	59-50
11/15	L	at San Francisco	71-59
11/19	L	at Pacific	70-57
11/21	L	at Cal State Fullerton	76-45
11/23	L	!at Alaska Anchorage	48-35
11/24	L	!vs. Washington	49-27
12/1	L	at Northern Arizona	67-53

12/5	L	UNLV	80-48
12/11	L	at Denver	64-27
12/18	L	CAL POLY	73-64
12/21	L	UC DAVIS	102-62
12/29	L	MOUNT SAINT MARY'S	72-69
1/2	L	SANTA CLARA	44-37
1/6	L	*LOUISIANA TECH	69-34
1/8	L	*NEW MEXICO STATE	52-46
1/13	L	*at Boise State	83-51
1/20	W	*IDAHO	63-61
1/22	W	*HAWAI'I	53-43
1/27	L	*at Fresno State	65-33
1/29	L	*at Utah State	72-57
2/2	L	*at Idaho	62-41
2/5	L	*NEVADA	66-47
2/10	L	*at Nevada	65-36
2/17	L	*at New Mexico State	54-29
2/19	L	*at Louisiana Tech	62-53
2/24	L	*at Hawai'i	55-53
2/26	L	*BOISE STATE	83-68
3/3	L	*FRESNO STATE	73-47

3/5	L	*UTAH STATE	75-39
-----	---	-------------	-------

! – Great Alaska Shootout (Anchorage, Alaska)
* - Western Athletic Conference Game

2011-12

**Head Coach Tim La Kose
(11-19, 6-8 WAC)**

11/13	L	SAN FRANCISCO	88-77
11/16	L	at UC Davis	80-60
11/19	L	at UNLV	78-41
11/23	L	EASTERN ILLINOIS	93-71
11/26	L	!vs. American	49-46
11/27	L	!at Cal Poly	71-55
12/1	W	NORTHERN ARIZONA	74-64
12/3	L	at Weber State	69-67
12/7	L	at Cal State Northridge	85-55
12/17	W	at Santa Clara	74-53
12/19	W	AIR FORCE	68-53
12/22	L	CAL STATE FULLERTON	81-65
12/31	L	BROWN	61-47



The 1978-79 Spartans featured three future San José State Hall of Fame players; Karen Mason (#13), Elinor Banks (#31) and Wanda Thompson (#25). The team was led by Hall of Fame coach Sharon Chatman and won a school record 24 games.

1/3	W	at Southern Utah	70-68
1/5	W	at Utah Valley	57-45
1/14	W	*HAWAII	83-67
1/19	W	*NEW MEXICO STATE	67-62
1/21	L	*LOUISIANA TECH	70-64
1/26	L	*at Fresno State	76-49
1/28	W	*at Nevada	86-79
2/2	L	*UTAH STATE	78-73
2/4	L	*IDAHO	67-63
2/11	W	*at Hawai'i	67-58
2/16	L	*at Louisiana Tech	73-68
2/18	L	*at New Mexico State	56-55
2/22	W	*NEVADA	70-63
2/25	W	*FRESNO STATE	62-61
3/1	L	*at Idaho	70-65
3/3	L	*at Utah State	84-71
3/7	L	+vs. Idaho	67-63

! - Cal Poly Thanksgiving Tournament (San Luis Obispo, Calif.)

* - Western Athletic Conference Game

+ - WAC Tournament (Las Vegas, Nev.)

2012-13

**Head Coach Tim La Kose
(11-19, 8-10 WAC)**

11/9	W	SAN FRANCISCO STATE	70-51
11/15	W	UTAH VALLEY	81-72
11/17	L	at Evansville	74-65
11/19	L	at Eastern Illinois	88-67
11/25	L	at San Diego	91-52
12/1	W	CAL STATE NORTHRIDGE	73-63
12/3	L	PACIFIC	74-60
12/8	L	SOUTHERN UTAH	93-82
12/12	L	SANTA CLARA	62-47
12/15	L	at San Francisco	92-64
12/22	L	at Cal State Fullerton	60-59
12/29	W	*TEXAS STATE	98-96
12/31	L	*UTSA	57-54
1/3	L	*at Idaho	82-65
1/5	L	*at Seattle U.	72-60
1/12	W	*UTAH STATE	103-80
1/17	W	*DENVER	68-67
1/19	W	*NEW MEXICO STATE	51-50
1/24	L	*at Louisiana Tech	94-80
1/26	W	*at UT Arlington	78-70
1/31	W	*SEATTLE U.	74-65
2/2	L	*IDAHO	83-66
2/9	L	*at Utah State	87-54
2/14	L	*at New Mexico State	90-70
2/16	L	*at Denver	83-68
2/28	W	*UT ARLINGTON	71-49
3/2	W	*LOUISIANA TECH	60-58
3/7	L	*at UTSA	64-60
3/9	L	*at Texas State	100-67
3/13	L	+vs. Idaho	57-55

* - Western Athletic Conference Game
+ - WAC Tournament (Las Vegas, Nev.)

2013-14

**Head Coach Jamie Craighead
(11-19, 5-13 MW)**

11/8	W	San Francisco State	100-78
11/12	W	at Santa Clara	97-93
11/15	L	UC Riverside	105-74
11/17	W	Evansville	90-84
11/20	W	San Francisco	98-79
11/23	L	San Diego	88-60
11/26	L	at UC Davis	95-61
12/3	L	at #9 Baylor	113-73
12/7	L	at Sacramento State	103-99
12/18	W	Georgia State	95-81
12/21	W	Kansas City	81-76
1/1	L	*at Nevada	101-74
1/4	L	*Utah State	78-65
1/8	L	*at Colorado State	101-60
1/11	L	*at New Mexico	80-68
1/15	W	*Air Force	79-70
1/18	W	*Wyoming	74-68
1/22	L	*at San Diego State	88-65
1/25	L	*Boise State	90-69
1/29	L	*at UNLV	90-76
2/1	L	*vs. New Mexico&	76-73
2/8	W	*Fresno State	68-66
2/12	W	*at Air Force	84-71
2/15	L	*at Wyoming	103-80
2/19	L	*Nevada	99-95
2/26	L	*San Diego State	77-63
3/1	L	*at Utah State	96-67
3/4	W	*Colorado State	65-64
3/7	L	* at Fresno State	107-80
3/10	L	at UNLV+	78-75

* - Mountain West Conference Game
& - Played at De Anza College (Cupertino, Calif.)
+ - Reese's Mountain West Championship (Las Vegas, Nev.)

2014-15

**Head Coach Jamie Craighead
(15-17, 7-11 MW)**

11/14	L	at Utah	100-87 (OT)
11/16	W	COLUMBIA	119-76
11/20	L	at UC Riverside	100-80
11/22	W	at UC Irvine	91-65
11/28	L	at #14 California&	110-87
11/29	W	vs. Cincinnati&	79-54
12/2	W	SOUTHERN OREGON	110-91
12/5	L	at Colorado	97-89 (OT)
12/10	W	UC DAVIS	89-75
12/20	L	at San Francisco	77-62
12/22	W	SACRAMENTO STATE	102-94

12/31	W	*UTAH STATE	62-58
1/3	L	*at Wyoming	96-60
1/7	W	*AIR FORCE	91-64
1/10	L	*UNLV	72-68 (OT)
1/14	L	*at Fresno State	58-46
1/17	L	*at Colorado State	77-59
1/21	W	*BOISE STATE	88-78
1/28	L	*at Air Force	83-80
1/31	L	*NEW MEXICO	64-62
2/4	W	*FRESNO STATE	56-51
2/7	W	*at Nevada	80-77 (OT)
2/14	L	*WYOMING	71-61
2/18	L	*at Utah State	85-80
2/21	L	*at San Diego State	71-61
2/25	L	*COLORADO STATE	85-76
2/28	W	*NEVADA	81-72
3/3	L	*at Boise State	91-76
3/6	W	*at UNLV	99-97
3/9	W	vs. Utah State+	99-85
3/10	W	vs. Colorado State+	64-55
3/11	L	vs. Boise State+	76-67

* - Mountain West Conference Game
& - Cal Classic (Berkeley, Calif.)
+ - Mountain West Championship (Las Vegas, Nev.)



March Magic



MARCH 7-12, 2016



TheMW.com/2016

For tickets, please visit your favorite Mountain West institution's athletic ticket office