



# SAN JOSÉ STATE

## BASEBALL QUICK FACTS

Baseball SID: Dean Obara – Media Relations Management Intern | 408-924-1211 (Office) • 408-835-0120 (Cell) | dean.obara@sjsu.edu

### GENERAL

Location .....	San Jose, CA 95192
Enrollment .....	32,471
Founded .....	1857
Affiliation .....	NCAA Division I
Nickname .....	Spartans
Colors .....	Gold, White & Blue
President .....	Dr. Mary Papazian
NCAA Faculty's Athletics Representative .....	Dr. Sen Chiao
Director of Athletics .....	Gene Bleymaier
Sr. Assoc. Athletics Director/Baseball Administrator .....	Blake Sasaki
Conference .....	Mountain West
Home Facility .....	Municipal Stadium (5,200)
Municipal Stadium Dimensions (L to R) .....	320-365-390-365-320
Press Box Phone .....	(408) 924-7276
Ticket Office .....	(408) 924-7589
2016 Overall Record .....	17-39
2016 MW Record/Finish .....	7-23/7th
2016 Postseason .....	None

### COACHING STAFF

Head Coach .....	Jason Hawkins (Western Oregon State College, 1995), 1st season
Record at San José State .....	0-0 (1st season)
Assistant Coach .....	Dean Stiles (Oregon, 1982), 1st season
Assistant Coach/Recruiting Coordinator .....	Damon Lessler (Mississippi Valley State, 2006), 1st season
Volunteer Assistant Coach .....	Anthony Claggett (University of Phoenix, 2015), 1st season
Director of Baseball Operations .....	Eric Deovlet
Equipment Manager .....	Randy Venters
Athletic Trainer .....	Theresa Gethins

### MEDIA RELATIONS

Athletics Media Relations Director .....	Lawrence Fan
Athletics Media Relations Office Phone .....	(408) 924-1217
Baseball SID Contact .....	Dean Obara
Email .....	dean.obara@sjsu.edu
Cell Phone .....	(408) 835-0120
Office Phone .....	(408) 924-1211
Office Fax .....	(408) 924-1291
Athletics Department Phone .....	(408) 924-1200
Baseball Office Phone .....	(408) 924-1262
Baseball Office Fax .....	(408) 924-1301
Website .....	www.sjsuspartans.com

### SOCIAL MEDIA

Facebook .....	/SJSUSpartansBaseball
Instagram .....	@SJSUBaseball
.....	@SJSUSpartans
Twitter .....	@SJSUBaseball
.....	@SJSUAthletics

### TOP RETURNING POSITION PLAYERS (2016 STATISTICS)

Name	Cl.	Pos.	GP-GS.	AVG/OBP/SLG	HR	RBI	FLD%
Michael Breen	Sr.	INF	45-43	.299/.341/.474	0	14	.918
Joseph Stefanki	Sr.	C	53-49	.291/.365/.363	1	19	.997
David Campbell	Jr.	INF	32-32	.342/.406/.474	0	14	.955
Shane Timmons	Jr.	INF	49-48	.328/.383/.452	4	26	.993
Aaron Pleschner	So.	INF	47-41	.264/.317/.294	0	26	.939

### TOP RETURNING PITCHERS (2016 STATISTICS)

Name	Cl.	Pos.	APP-GS	ERA	W-L	SV	IP	
Graham Gomez	Sr.	LHP	23-6	5.40	2-5	2	60.0	
Joseph Balfour	RS-Jr.	RHP	Redshirted in 2016					
Matt Brown	Jr.	RHP	19-11	5.18	2-7	2	73.0	
Josh Nashed	Jr.	RHP	15-14	4.79	0-6	1	88.1	
Hilario Tovar	Jr.	RHP	17-8	5.58	3-4	0	59.2	

### KEY POSITION PLAYER LOSSES (2016 STATISTICS)

Name	Pos.	GP-GS.	AVG/OBP/SLG	HR	RBI	FLD%
Ozzy Braff	INF	55-54	.284/.357/.477	6	26	.973
Brendt Citta	C	50-46	.230/.272/.337	3	26	.980
Dillan Smith	OF	53-47	.281/.343/.331	0	11	.979

### KEY PITCHING LOSSES (2016 STATISTICS)

Name	Pos.	APP-GS	ERA	W-L	SV	IP
Jonathan Hernandez	LHP	17-3	3.91	1-3	0	25.1
Logan Handzlik	RHP	16-11	8.29	1-3	0	42.1

### NEWCOMERS

Name	Class	Pos.	2016 School
Kyle Blakeman	Jr.	OF	Sacramento City College (Sacramento, Calif.)
Kent Burckle	Jr.	INF	Saddleback College (Mission Viejo, Calif.)
Tevin Cadola	Jr.	RHP	Butte College (Oroville, Calif.)
Jackson Cunningham	Fr.	RHP	West Ranch HS (Santa Clarita, Calif.)
Anders Davidson	Fr.	UTL	Walla Walla HS (Walla Walla, Wash.)
Jaiden France	Jr.	RHP	Orange Coast CC (Costa Mesa, Calif.)
Jakob Gonzalez	Fr.	RHP	La Mirada HS (La Mirada, Calif.)
Maurice Hayden, Jr.	Fr.	OF	Cosumnes Oaks HS (Elk Grove, Calif.)
Cameron Keup	Jr.	RHP	Cosumnes River College (Sacramento, Calif.)
Johnny Mendoza	Fr.	C	Saint Francis HS (Mountain View, Calif.)
Jeremy Polon	Fr.	LHP	El Camino Real Charter HS (Woodland Hills, Calif.)
Kellen Strahm	Fr.	OF	Lane CC (Eugene, Ore.)
Chris Williams	Jr.	OF	San Joaquin Delta College (Stockton, Calif.)
Josh Zanger	Fr.	RHP	Palma HS (Gilroy, Calif.)

### ROSTER BREAKDOWN

Position Starters Returning/Lost .....	6/3
Pitchers Returning/Lost .....	9/4
Letterwinners Returning/Lost .....	19/5
Newcomers (Freshmen/Transfers) .....	7/7





# 2017 SAN JOSÉ STATE BASEBALL QUICK FACTS



## 2017 NUMERICAL ROSTER

No.	Player	Pos.	B/T	Ht.	Wt.	Yr.	Hometown (Last School)
1	Michael Breen**	INF	R/R	6-0	200	Sr.	Hollister, Calif. (San Benito HS)
2	Kent Burckle	INF	L/R	5-8	160	Jr.	San Clemente, Calif. (Saddleback College)
3	David Campbell**	INF	L/R	6-3	205	Jr.	Colfax, Calif. (Colfax HS)
4	Josh Nashed**	INF / RHP	R/R	6-1	195	Jr.	San Jose, Calif. (Leland HS)
6	Jack Veasey*	C	R/R	6-2	215	Sr.	Martinez, Calif. (Acalanes HS)
7	Zach Wallace*	LHP	L/L	5-9	170	So.	Fremont, Calif. (Washington HS)
8	Corey Olivet**	OF	L/L	5-9	175	Jr.	Los Gatos, Calif. (Los Gatos HS)
9	Johnny Mendoza	C	R/R	5-7	190	Fr.	Sunnyvale, Calif. (Saint Francis HS)
10	Cal Koga	C	R/R	5-10	180	So.	Lihue, Hawaii (Kauai HS)
11	Aaron Pleschner*	INF	R/R	6-0	185	So.	Redwood City, Calif. (Carlmont HS)
12	Joseph Stefanki**	C	R/R	6-1	205	Sr.	Encinitas, Calif. (San Diegueto Academy)
13	Hilario Tovar**	RHP	R/R	5-11	175	Jr.	Selma, Calif. (Selma HS)
14	Eric Anderson	RHP	R/R	5-11	190	Jr.	Squaw Valley, Calif. (Sanger HS)
15	Joseph Balfour	RHP	R/R	6-0	190	RS-Jr.	Sherwood, Ore. (Mt. Hood CC)
16	Hunter Tidwell*	OF	R/R	6-0	190	So.	Murrieta, Calif. (Vista Murrieta HS)
19	Maurice Hayden, Jr.	OF	S/R	6-1	190	Fr.	Elk Grove, Calif. (Cosumnes Oaks HS)
20	Chris Williams*	OF	L/L	6-0	205	Jr.	Antioch, Calif. (San Joaquin Delta College)
21	Kellen Strahm	OF	R/R	6-1	200	Fr.	Eugene, Ore. (Lane Community College)
23	Justin Beck*	INF	S/R	6-0	195	Jr.	Upland, Calif. (Upland HS)
24	Kyle Morrison*	INF	R/R	5-11	200	Jr.	San Jose, Calif. (Leigh HS)
25	Jeremy Polon	LHP	L/L	6-0	190	Fr.	West Hills, Calif. (El Camino Real Charter HS)
26	Anders Davidson	UTL	R/R	6-1	185	Fr.	Walla Walla, Wash. (Walla Walla HS)
27	Cameron Keup	RHP	R/R	6-2	200	Jr.	Elk Grove, Calif. (Cosumnes River College)
28	Zach Tanner*	RHP	R/R	6-4	230	Sr.	Bakersfield, Calif. (Bakersfield College)
30	Matt Brown**	RHP	R/R	6-6	220	Jr.	Benicia, Calif. (Benicia HS)
31	Graham Gomez*	LHP	L/L	6-0	188	Sr.	Carlsbad, Calif. (Palomar CC)
32	Josh Goldberg**	RHP	R/R	5-11	200	Jr.	Long Beach, Calif. (Wilson HS)
34	Jake Swiech*	RHP	R/R	6-3	210	RS-Jr.	Lancaster, Calif. (Paraclete HS)
35	Shane Timmons**	INF	R/R	5-11	230	Jr.	Mission Viejo, Calif. (Capistrano Valley HS)
38	Josh Zanger	RHP	R/R	6-0	185	Fr.	Gilroy, Calif. (Palma HS)
39	Jakob Gonzalez	RHP	R/R	5-9	175	Fr.	La Mirada, Calif. (La Mirada HS)
40	Kyle Blakeman	OF	R/R	6-3	215	Jr.	Benicia, Calif. (Sacramento City College)
42	Jaiden France	RHP	R/R	6-4	235	Jr.	Santa Clarita, Calif. (Orange Coast CC)
44	Jackson Cunningham	RHP	R/R	5-10	180	Fr.	Valencia, Calif. (West Ranch HS)
	Brett Bautista**#	OF	L/L	6-0	195	RS-Jr.	Granite Bay, Calif. (Granite Bay HS)
	Tevin Cadola#	RHP	R/R	6-2	180	Jr.	Yreka, Calif. (Butte College)

\* - Indicates letters won

# - Roster exemption (will miss the 2017 season)

No.	Coach/Staff	Alma Mater	Season	
29	Head Coach:	Jason Hawkins	Western Oregon State College, '95	1st Season
17	Assistant Coach:	Dean Stiles	Oregon, '82	1st Season
5	Assistant Coach:	Damon Lessler	Mississippi Valley State, '06	1st Season
36	Volunteer Assistant:	Anthony Claggett	University of Phoenix, '15	1st Season
	Dir. of Baseball Operations:	Eric Deovlet	San Diego State, '99	1st Season
	Athletic Trainer:	Theresa Gethins	Humboldt State	2nd Season

## PRONUNCIATION GUIDE

Joseph **Balfour** ..... BAL(like Hal)-fore  
 Tevin **Cadola** ..... CAH-dou-la  
 Eric **Deovlet** ..... DEV-let  
 Cameron **Keup** ..... COY-p  
 Cal **Koga** ..... KOE-guh  
 Josh **Nashed** ..... NASH-idd  
 Corey **Olivet** ..... Olive-ETT

Aaron **Pleschner** ..... Plesh-ner  
 Jeremy **Polon** ..... POH-lone  
 Joe **Stefanki** ..... Steff-AINK-ee  
 Jake **Swiech** ..... Switch  
**Hilario Tovar** ..... Hill-ARE-ee-oh Toe-VAR  
 Jack **Veasey** ..... VEE-see

## POSITIONAL BREAKDOWN

### INFIELDERS (9)

No.	Name	Yr.
1	Michael Breen	Sr.
2	Kent Burckle	Jr.
3	David Campbell	Jr.
4	Josh Nashed	Jr.
11	Aaron Pleschner	So.
23	Justin Beck	Jr.
24	Kyle Morrison	Jr.
26	Anders Davidson	Fr.
35	Shane Timmons	Jr.

### OUTFIELDERS (7)

No.	Name	Yr.
8	Corey Olivet	Jr.
16	Hunter Tidwell	So.
19	Maurice Hayden, Jr.	Fr.
20	Chris Williams	Jr.
21	Kellen Strahm	Fr.
26	Anders Davidson	Fr.
40	Kyle Blakeman	Jr.
	Brett Bautista#	RS-Jr.

# - Roster exemption (will miss the 2017 season)

### CATCHERS (4)

No.	Name	Yr.
6	Jack Veasey	Sr.
9	Johnny Mendoza	Fr.
10	Cal Koga	So.
12	Joseph Stefanki	Sr.

### RIGHT-HANDED PITCHERS (13)

No.	Name	Yr.
4	Josh Nashed	Jr.
13	Hilario Tovar	Jr.
14	Eric Anderson	Jr.
15	Joseph Balfour	RS-Jr.
27	Cameron Keup	Jr.
28	Zach Tanner	Sr.
30	Matt Brown	Jr.
32	Josh Goldberg	Jr.
34	Jake Swiech	RS-Jr.
38	Josh Zanger	Fr.
39	Jakob Gonzalez	Fr.
41	Jaiden France	Jr.
44	Jackson Cunningham	Fr.
	Tevin Cadola#	Jr.

# - Roster exemption (will miss the 2017 season)

### LEFT-HANDED PITCHERS (3)

No.	Name	Yr.
7	Zach Wallace	So.
25	Jeremy Polon	Fr.
31	Graham Gomez	Sr.

## CLASS BREAKDOWN

Freshmen..... 8  
 Sophomores..... 4  
 Juniors..... 17  
 Seniors..... 5

## BATTING STANCE

Left-handed..... 7  
 Right-handed..... 25  
 Switch..... 2





# 2017 SAN JOSÉ STATE BASEBALL QUICK FACTS



## 2017 BROADCAST ROSTER



**1**  
**MICHAEL BREEN**  
INF • R/R • 6-0 • 200 • Sr.  
Hollister, Calif.



**2**  
**KENT BURCKLE**  
INF • L/R • 5-8 • 160 • Jr.  
San Clemente, Calif.



**3**  
**DAVID CAMPBELL**  
INF • L/R • 6-3 • 205 • Jr.  
Colfax, Calif.



**4**  
**JOSH NASHED**  
INF/RHP • R/R • 6-1 • 195 • Jr.  
San Jose, Calif.



**6**  
**JACK VEASEY**  
C • R/R • 6-2 • 215 • Sr.  
Martinez, Calif.



**7**  
**ZACH WALLACE**  
LHP • L/L • 5-9 • 170 • So.  
Fremont, Calif.



**8**  
**COREY OLIVET**  
OF • L/L • 5-9 • 175 • Jr.  
Los Gatos, Calif.



**9**  
**JOHNNY MENDOZA**  
C • R/R • 5-7 • 190 • Fr.  
Sunnyvale, Calif.



**10**  
**CAL KOGA**  
C • R/R • 5-10 • 180 • So.  
Lihue, Hawaii



**11**  
**AARON PLESCHNER**  
INF • R/R • 6-0 • 185 • So.  
Redwood City, Calif.



**12**  
**JOSEPH STEFANKI**  
C • R/R • 6-1 • 205 • Sr.  
Encinitas, Calif.



**13**  
**HILARIO TOVAR**  
RHP • R/R • 5-11 • 175 • Jr.  
Selma, Calif.



**14**  
**ERIC ANDERSON**  
RHP • R/R • 5-11 • 190 • Jr.  
Squaw Valley, Calif.



**15**  
**JOSEPH BALFOUR**  
RHP • R/R • 6-0 • 190 • RS-Jr.  
Sherwood, Ore.



**16**  
**HUNTER TIDWELL**  
OF • R/R • 6-0 • 190 • So.  
Murrieta, Calif.



**19**  
**MAURICE HAYDEN, JR.**  
OF • S/R • 6-1 • 190 • Fr.  
Elk Grove, Calif.



**20**  
**CHRIS WILLIAMS**  
OF • L/L • 6-0 • 205 • Jr.  
Antioch, Calif.



**21**  
**KELLEN STRAHM**  
OF • R/R • 6-1 • 200 • Fr.  
Eugene, Ore.



**23**  
**JUSTIN BECK**  
INF • S/R • 6-0 • 195 • Jr.  
Upland, Calif.



**24**  
**KYLE MORRISON**  
INF • R/R • 5-11 • 200 • Jr.  
San Jose, Calif.




**25**  
**JEREMY POLON**  
LHP • L/L • 6-0 • 190 • Fr.  
West Hills, Calif.



**26**  
**ANDERS DAVIDSON**  
UTL • R/R • 6-1 • 185 • Fr.  
Walla Walla, Wash.



**27**  
**CAMERON KEUP**  
RHP • R/R • 6-2 • 200 • Jr.  
Elk Grove, Calif.



**28**  
**ZACH TANNER**  
RHP • R/R • 6-4 • 230 • Fr.  
Bakersfield, Calif.



**30**  
**MATT BROWN**  
RHP • R/R • 6-6 • 220 • Jr.  
Benicia, Calif.



**31**  
**GRAHAM GOMEZ**  
LHP • L/L • 6-0 • 188 • Jr.  
Carlsbad, Calif.



**32**  
**JOSH GOLDBERG**  
RHP • R/R • 5-11 • 200 • Jr.  
Long Beach, Calif.



**34**  
**JACK SWIECH**  
RHP • R/R • 6-3 • 210 • RS-Jr.  
Lancaster, Calif.




**35**  
**SHANE TIMMONS**  
INF • R/R • 5-11 • 230 • Jr.  
Mission Viejo, Calif.




**38**  
**JOSH ZANGER**  
RHP • R/R • 6-0 • Fr.  
Gilroy, Calif.



**39**  
**JAKOB GONZALEZ**  
RHP • R/R • 5-9 • 175 • Fr.  
La Mirada, Calif.



**40**  
**KYLE BLAKEMAN**  
OF • R/R • 6-3 • 215 • Fr.  
Benicia, Calif.



**42**  
**JAIDEN FRANCE**  
RHP • R/R • 6-4 • 235 • Fr.  
Santa Clarita, Calif.



**44**  
**JACKSON CUNNINGHAM**  
RHP • R/R • 5-10 • 180 • Fr.  
Valencia, Calif.



**BRETT BAUTISTA**  
OF • L/L • 6-0 • 195 • RS-Jr.  
Granite Bay, Calif.



**TEVIN CADOLA**  
RHP • R/R • 6-2 • 180 • Jr.  
Yreka, Calif.





## 2017 SCHEDULE

(57 Games Total / 26 Home / 31 Away)

Date	Opponent	Location	Time
February 17	at UCLA	Los Angeles, Calif.	6:00 p.m. PT
February 18	at UCLA	Los Angeles, Calif.	2:00 p.m. PT
February 19	at UCLA	Los Angeles, Calif.	1:00 p.m. PT
<b>February 23</b>	<b>BYU</b>	<b>Municipal Stadium</b>	<b>7:00 p.m. PT</b>
<b>February 24</b>	<b>Northern Colorado</b>	<b>Municipal Stadium</b>	<b>7:00 p.m. PT</b>
<b>February 25</b>	<b>Northern Colorado (DH1)</b>	<b>Municipal Stadium</b>	<b>12:00 p.m. PT</b>
<b>February 25</b>	<b>BYU (DH2)</b>	<b>Municipal Stadium</b>	<b>5:00 p.m. PT</b>
<b>February 27</b>	<b>Michigan</b>	<b>Municipal Stadium</b>	<b>7:00 p.m. PT</b>
<b>March 3</b>	<b>UNLV *</b>	<b>Municipal Stadium</b>	<b>7:00 p.m. PT</b>
<b>March 4</b>	<b>UNLV *</b>	<b>Municipal Stadium</b>	<b>4:00 p.m. PT</b>
<b>March 5</b>	<b>UNLV *</b>	<b>Municipal Stadium</b>	<b>1:00 p.m. PT</b>
<b>March 7</b>	<b>Pacific</b>	<b>Municipal Stadium</b>	<b>7:00 p.m. PT</b>
March 10	at New Mexico *	Albuquerque, N.M.	6:00 p.m. MT
March 11	at New Mexico *	Albuquerque, N.M.	2:00 p.m. MT
March 12	at New Mexico *	Albuquerque, N.M.	1:00 p.m. MT
March 14	at Cal State Fullerton	Fullerton, Calif.	4:00 p.m. PT
<b>March 17</b>	<b>Nevada *</b>	<b>Municipal Stadium</b>	<b>7:00 p.m. PT</b>
<b>March 18</b>	<b>Nevada *</b>	<b>Municipal Stadium</b>	<b>4:00 p.m. PT</b>
<b>March 19</b>	<b>Nevada *</b>	<b>Municipal Stadium</b>	<b>1:00 p.m. PT</b>
March 21	at Pacific	Stockton, Calif.	6:00 p.m. PT
March 23	at Hawai'i	Honolulu, Hawai'i	6:35 p.m. HT
March 24	at Hawai'i	Honolulu, Hawai'i	6:35 p.m. HT
March 25	at Hawai'i	Honolulu, Hawai'i	6:35 p.m. HT
March 26	at Hawai'i	Honolulu, Hawai'i	1:05 p.m. HT
<b>March 29</b>	<b>Santa Clara</b>	<b>Municipal Stadium</b>	<b>7:00 p.m. PT</b>
March 31	at San Diego State *	San Diego, Calif.	6:00 p.m. PT
April 1	at San Diego State *	San Diego, Calif.	2:00 p.m. PT
April 2	at San Diego State *	San Diego, Calif.	1:00 p.m. PT
April 4	at Santa Clara	Santa Clara, Calif.	6:00 p.m. PT
<b>April 7</b>	<b>New Mexico *</b>	<b>Municipal Stadium</b>	<b>7:00 p.m. PT</b>
<b>April 8</b>	<b>New Mexico *</b>	<b>Municipal Stadium</b>	<b>4:00 p.m. PT</b>
<b>April 9</b>	<b>New Mexico *</b>	<b>Municipal Stadium</b>	<b>1:00 p.m. PT</b>
<b>April 11</b>	<b>Stanford</b>	<b>Municipal Stadium</b>	<b>7:00 p.m. PT</b>
April 13	at Nevada *	Reno, Nev.	6:00 p.m. PT
April 14	at Nevada *	Reno, Nev.	6:00 p.m. PT
April 15	at Nevada *	Reno, Nev.	1:00 p.m. PT
April 18	at Saint Mary's	Moraga, Calif.	3:00 p.m. PT
<b>April 21</b>	<b>Air Force *</b>	<b>Municipal Stadium</b>	<b>7:00 p.m. PT</b>
<b>April 22</b>	<b>Air Force *</b>	<b>Municipal Stadium</b>	<b>4:00 p.m. PT</b>
<b>April 23</b>	<b>Air Force *</b>	<b>Municipal Stadium</b>	<b>1:00 p.m. PT</b>
<b>April 25</b>	<b>Saint Mary's</b>	<b>Municipal Stadium</b>	<b>7:00 p.m. PT</b>
April 28	at Fresno State *	Fresno, Calif.	6:05 p.m. PT
April 29	at Fresno State *	Fresno, Calif.	6:05 p.m. PT
April 30	at Fresno State *	Fresno, Calif.	1:05 p.m. PT
May 2	at Stanford	Stanford, Calif.	5:30 p.m. PT
<b>May 5</b>	<b>San Diego State *</b>	<b>Municipal Stadium</b>	<b>7:00 p.m. PT</b>
<b>May 6</b>	<b>San Diego State *</b>	<b>Municipal Stadium</b>	<b>4:00 p.m. PT</b>
<b>May 7</b>	<b>San Diego State *</b>	<b>Municipal Stadium</b>	<b>1:00 p.m. PT</b>
May 9	at Grand Canyon	Phoenix, Ariz.	7:00 p.m. PT
May 10	at Grand Canyon	Phoenix, Ariz.	2:00 p.m. PT
May 12	at San Francisco	San Francisco, Calif.	3:00 p.m. PT
May 13	at San Francisco	San Francisco, Calif.	1:00 p.m. PT
<b>May 14</b>	<b>San Francisco</b>	<b>Municipal Stadium</b>	<b>7:00 p.m. PT</b>
<b>May 15</b>	<b>San Francisco</b>	<b>Municipal Stadium</b>	<b>7:00 p.m. PT</b>
May 18	at UNLV *	Las Vegas, Nev.	6:05 p.m. PT
May 19	at UNLV *	Las Vegas, Nev.	6:05 p.m. PT
May 20	at UNLV *	Las Vegas, Nev.	2:05 p.m. PT
May 24-28	<i>MOUNTAIN WEST CHAMPIONSHIP</i> Site and host to be determined by regular-season champion.		TBA

**Home games in bold** | \* Denotes Mountain West Games

Schedule subject to change. Check sjsuspartans.com for latest updates.



## 2016 OVERALL STATISTICS

Overall Record: 17-39 Home: 11-17 Away: 6-21 Neutral: 0-1

Player	avg	gp-gs	ab	r	h	2b	3b	hr	rbi	tb	slg%	bb	hp	so	gdp	ob%	sf	sh	sb-att	po	a	e	fld%	
35 TIMMONS, Shane	.328	49-48	186	22	61	9	1	4	26	84	.452	14	4	24	5	.383	2	0	1-7	422	24	3	.993	
16 STEFANKI, Joe	.291	53-49	179	28	52	10	0	1	19	65	.363	19	2	21	5	.365	0	9	3-4	234	59	1	.997	
20 BRAFF, Ozzy	.284	55-54	197	27	56	12	4	6	26	94	.477	19	4	39	1	.357	1	1	7-11	98	156	7	.973	
2 SMITH, Dillan	.281	53-47	160	28	45	6	1	0	11	53	.331	12	3	33	5	.343	0	6	1-5	138	3	3	.979	
40 PLESCHNER, Aaron	.264	47-41	163	17	43	3	1	0	26	48	.294	11	3	16	1	.317	3	3	2-7	69	99	11	.939	
38 CITTA, Brendt	.230	50-46	178	19	41	8	1	3	26	60	.337	9	2	27	5	.272	2	0	3-5	93	3	2	.980	
-----																								
21 BAUTISTA, Brett	.350	10-10	40	6	14	3	1	0	10	19	.475	3	0	4	0	.395	0	0	2-2	21	1	0	1.000	
33 CAMPBELL, David	.342	32-32	114	15	39	11	2	0	14	54	.474	11	2	17	0	.406	1	0	2-5	16	47	3	.955	
1 BREEN, Michael	.299	45-43	154	16	46	6	0	0	9	52	.338	9	1	18	0	.341	0	3	5-6	49	86	12	.918	
24 MORRISON, Kyle	.286	15-1	14	2	4	0	0	0	3	4	.286	2	0	0	0	.375	0	0	0-0	7	8	2	.882	
15 TIDWELL, Hunter	.254	40-36	122	15	31	3	0	1	7	37	.303	3	7	34	1	.308	1	1	2-3	56	2	3	.951	
4 NASHED, Josh	.246	41-41	138	18	34	4	2	1	19	45	.326	18	2	15	3	.340	1	4	1-2	97	25	5	.961	
23 BECK, Justin	.194	29-19	62	8	12	1	0	0	4	13	.210	16	0	10	0	.350	2	5	1-1	11	27	5	.884	
8 OLIVET, Corey	.185	36-19	81	12	15	2	1	0	4	19	.235	8	2	13	3	.275	0	0	1-1	70	0	0	1.000	
9 RAVIZZA, Mitch	.167	14-1	12	2	2	0	0	0	1	2	.167	0	1	7	0	.231	0	0	0-0	4	0	1	.800	
6 VEASEY, Jack	.143	10-2	14	1	2	1	0	0	2	3	.214	0	0	8	1	.143	0	0	0-0	4	0	0	1.000	
3 OLIVET, Tyler	.128	27-7	39	2	5	0	1	0	4	7	.179	5	1	13	1	.234	2	0	0-0	5	0	0	1.000	
5 KOGA, Cal	.067	18-8	30	3	2	1	0	0	2	3	.100	2	1	11	1	.152	0	3	0-0	41	8	1	.980	
Totals	.268	56	1883	241	504	80	15	16	213	662	.352	161	35	310	32	.334	15	35	31-59	1454	608	65	.969	
Opponents	.323	56	1923	379	621	138	19	28	357	881	.458	204	64	272	34	.399	39	56	54-86	1486	663	51	.977	

LOB - Team (403), Opp (453). DPs turned - Team (52), Opp (47). CI - Team (0), Opp (1). IBB - Team (3), CAMPBELL 1, BREEN 1, TIMMONS 1, Opp (7). Picked off - TIDWELL 1, CITTA 1, BECK 1, BREEN 1, PLESCHNER 1, SMITH 1, OLIVET, T. 1.

### (All games Sorted by Earned run avg)

Player	era	w-l	app	gs	cg	sho	sv	ip	h	r	er	bb	so	2b	3b	hr	b/avg	wp	hp	bk	sfa	sha		
4 NASHED, Josh	4.79	0-6	15	14	2	0/0	1	88.1	101	52	47	20	45	27	1	6	.296	2	4	1	5	11		
30 BROWN, Matt	5.18	2-7	19	11	0	0/0	2	73.0	82	54	42	36	48	14	1	2	.295	5	13	3	9	7		
31 GOMEZ, Graham	5.40	2-5	23	6	0	0/0	2	60.0	81	39	36	16	32	15	4	3	.338	5	0	0	5	5		
13 TOVAR, Hilario	5.58	3-4	17	8	0	0/0	0	59.2	75	42	37	16	43	18	4	5	.313	6	13	1	4	7		
-----																								
25 HERNANDEZ, Jonathan	3.91	1-3	17	3	0	0/0	0	25.1	33	22	11	7	14	9	0	1	.308	2	1	0	0	4		
34 SWIECH, Jake	5.76	1-3	18	1	0	0/0	2	25.0	33	20	16	18	9	5	0	2	.340	4	3	0	2	3		
28 TANNER, Zach	6.17	0-2	15	0	0	0/0	0	23.1	32	19	16	8	11	9	1	2	.344	1	2	0	4	4		
7 WALLACE, Zach	6.48	3-3	20	0	0	0/0	0	33.1	30	24	24	17	21	9	2	0	.246	2	12	0	1	7		
32 GOLDBERG, Josh	7.29	4-1	20	0	0	0/0	2	33.1	44	29	27	13	18	7	1	3	.333	5	5	0	4	4		
17 SLANEY, Ross	7.84	0-1	4	2	0	0/0	0	10.1	18	11	9	8	3	5	1	1	.375	2	0	0	1	1		
27 HANDZLIK, Logan	8.29	1-3	16	11	0	0/0	0	42.1	63	40	39	37	21	12	3	3	.380	10	5	1	2	3		
41 GAYLORD, Robert	15.43	0-0	4	0	0	0/0	0	2.1	2	4	4	3	1	1	0	0	.250	1	2	0	1	0		
14 ANDERSON, Eric	22.68	0-1	11	0	0	0/0	0	8.1	27	23	21	5	6	7	1	0	.529	0	4	1	1	0		
Totals	6.11	17-39	56	56	2	0/0	9	484.2	621	379	329	204	272	138	19	28	.323	45	64	7	39	56		
Opponents	3.74	39-17	56	56	6	7/4	14	495.1	504	241	206	161	310	80	15	16	.268	49	35	10	15	35		

PB - Team (6), STEFANKI 5, KOGA 1, Opp (14). Pickoffs - Team (9), STEFANKI 2, GOMEZ 2, KOGA 1, HANDZLIK 1, GOLDBERG 1, NASHED 1, BROWN 1, Opp (7). SBA/ATT - STEFANKI (46-75), HANDZLIK (5-13), TOVAR (9-13), GOMEZ (8-12), NASHED (5-11), BROWN (7-10), KOGA (8-9), HERNANDEZ (4-6), WALLACE (5-6), ANDERSON (5-5), TANNER (3-4), SWIECH (0-3), SLANEY (2-2), GOLDBERG (1-1).



## 2016 MOUNTAIN WEST STATISTICS

Conference Record: 7-23 Home: 5-9 Away: 2-14 MW: 7-23

Player	avg	gp-gs	ab	r	h	2b	3b	hr	rbi	tb	slg%	bb	hp	so	gdp	ob%	sf	sh	sb-att	po	a	e	fld%	
2 SMITH, Dillan	.370	30-29	92	20	34	5	1	0	7	41	.446	7	1	14	5	.420	0	5	0-2	97	2	1	.990	
20 BRAFF, Ozzy	.311	29-29	103	14	32	7	1	4	13	53	.515	8	4	16	1	.379	1	1	1-3	44	76	1	.992	
1 BREEN, Michael	.310	24-23	87	10	27	2	0	0	4	29	.333	4	0	9	0	.341	0	1	2-2	27	47	4	.949	
35 TIMMONS, Shane	.287	26-26	101	7	29	5	0	1	8	37	.366	6	2	14	3	.336	1	0	0-2	234	13	1	.996	
40 PLESCHNER, Aaron	.274	26-24	95	9	26	2	1	0	16	30	.316	5	1	8	1	.311	2	1	1-4	42	57	5	.952	
16 STEFANKI, Joe	.255	29-29	98	12	25	6	0	1	14	34	.347	14	0	15	5	.348	0	7	1-1	118	36	1	.994	
38 CITTA, Brendt	.204	26-24	93	8	19	5	1	1	10	29	.312	3	2	15	5	.245	0	0	2-3	55	2	1	.983	
-----																								
33 CAMPBELL, David	.355	17-17	62	5	22	4	2	0	8	30	.484	4	0	11	0	.394	0	0	2-3	3	22	2	.926	
24 MORRISON, Kyle	.300	12-0	10	2	3	0	0	0	3	3	.300	2	0	0	0	.417	0	0	0-0	4	4	1	.889	
15 TIDWELL, Hunter	.268	23-21	71	9	19	3	0	1	4	25	.352	0	5	19	1	.316	0	1	2-2	34	1	2	.946	
4 NASHED, Josh	.268	22-22	71	5	19	2	0	0	7	21	.296	7	0	7	3	.329	1	2	1-2	52	17	1	.986	
6 VEASEY, Jack	.250	6-1	8	1	2	1	0	0	2	3	.375	0	0	4	1	.250	0	0	0-0	4	0	0	1.000	
23 BECK, Justin	.242	16-9	33	4	8	0	0	0	2	8	.242	7	0	3	0	.366	1	1	1-1	4	15	4	.826	
8 OLIVET, Corey	.242	16-8	33	5	8	1	0	0	2	9	.273	4	2	4	2	.359	0	0	1-1	24	0	0	1.000	
3 OLIVET, Tyler	.143	13-6	28	2	4	0	1	0	2	6	.214	2	1	9	1	.226	0	0	0-0	4	0	0	1.000	
5 KOGA, Cal	.000	10-1	14	1	0	0	0	0	1	0	.000	0	0	4	0	.000	0	2	0-0	14	5	0	1.000	
9 RAVIZZA, Mitch	.000	9-1	9	2	0	0	0	0	0	0	.000	0	1	6	0	.100	0	0	0-0	4	0	1	.800	
Totals	.275	30	1008	116	277	43	7	8	103	358	.355	73	19	158	28	.334	6	21	14-26	772	328	30	.973	
Opponents	.338	30	1037	214	350	80	13	17	205	507	.489	106	29	136	17	.406	23	34	29-46	796	361	21	.982	

LOB - Team (215), Opp (243). DPs turned - Team (20), Opp (32). IBB - Team (2), BREEN 1, TIMMONS 1, Opp (3). Picked off - PLESCHNER 1, BREEN 1, OLIVET, T. 1, TIDWELL 1.

### (MW games only Sorted by Earned run avg)

Player	era	w-l	app	gs	cg	sho	sv	ip	h	r	er	bb	so	2b	3b	hr	b/avg	wp	hp	bk	sfa	sha
4 NASHED, Josh	4.35	0-3	10	9	1	0/0	1	60.0	69	32	29	11	29	17	1	3	.294	1	3	0	3	7
30 BROWN, Matt	5.80	1-6	11	7	0	0/0	1	45.0	54	37	29	25	26	11	1	1	.309	4	8	3	5	7
31 GOMEZ, Graham	5.86	1-2	11	4	0	0/0	0	35.1	50	25	23	8	19	8	3	3	.352	4	0	0	3	4
13 TOVAR, Hilario	5.86	3-1	9	3	0	0/0	0	35.1	42	26	23	9	23	14	3	2	.300	2	8	0	3	3
-----																						
25 HERNANDEZ, Jonathan	5.68	0-2	8	1	0	0/0	0	12.2	18	14	8	6	5	4	0	1	.333	2	1	0	0	3
28 TANNER, Zach	6.17	0-2	5	0	0	0/0	0	11.2	17	9	8	3	6	5	1	2	.340	1	0	0	1	1
32 GOLDBERG, Josh	6.32	2-1	9	0	0	0/0	0	15.2	17	12	11	7	7	3	0	0	.288	5	2	0	3	2
34 SWIECH, Jake	7.88	0-1	6	0	0	0/0	0	8.0	15	9	7	6	2	2	0	2	.455	1	1	0	2	1
14 ANDERSON, Eric	8.31	0-0	5	0	0	0/0	0	4.1	9	5	4	1	2	3	0	0	.391	0	1	0	0	0
7 WALLACE, Zach	10.38	0-2	8	0	0	0/0	0	8.2	11	10	10	6	6	2	2	0	.324	1	2	0	0	3
27 HANDZLIK, Logan	14.64	0-3	8	6	0	0/0	0	19.2	46	33	32	24	11	10	2	3	.523	7	3	1	2	3
41 GAYLORD, Robert	18.00	0-0	1	0	0	0/0	0	1.0	2	2	2	0	0	1	0	0	.500	0	0	0	1	0
Totals	6.51	7-23	30	30	1	0/0	2	257.1	350	214	186	106	136	80	13	17	.338	28	29	4	23	34
Opponents	3.56	23-7	30	30	5	4/2	5	265.1	277	116	105	73	158	43	7	8	.275	25	19	5	6	21

PB - Team (3), STEFANKI 3, Opp (9). Pickoffs - Team (5), GOMEZ 2, STEFANKI 1, HANDZLIK 1, GOLDBERG 1, Opp (4). SBA/ATT - STEFANKI (25-40), GOMEZ (6-9), HANDZLIK (3-8), TOVAR (5-7), NASHED (3-7), BROWN (5-5), KOGA (4-4), HERNANDEZ (3-3), WALLACE (2-2), SWIECH (0-2), TANNER (1-2), GOLDBERG (1-1).



## 2016 RESULTS

Overall Record: 17-39 Home: 11-17 Away: 6-21 Neutral: 0-1

Date	Opponent	Score	Inns	Overall	MW	Pitcher of record	Attend	Time
Feb 19, 2016	UC IRVINE	L 2-3	9	0-1-0	0-0-0	SLANEY (L 0-1)	466	2:49
Feb 20, 2016	UC IRVINE-1	w 9-3	9	1-1-0	0-0-0	BROWN (W 1-0)	-	2:26
Feb 20, 2016	UC IRVINE-2	w 8-5	9	2-1-0	0-0-0	HANDZLIK (W 1-0)	527	2:26
Feb 21, 2016	UC IRVINE	L 0-11	9	2-2-0	0-0-0	TOVAR (L 0-1)	442	2:44
Feb 23, 2016	SANTA CLARA	L 4-7	9	2-3-0	0-0-0	SWIECH (L 0-1)	341	2:46
Feb 26, 2016	LOYOLA MARYMOUNT	L 4-13	9	2-4-0	0-0-0	NASHED (L 0-1)	427	2:46
Feb 27, 2016	LOYOLA MARYMOUNT	w 8-5	9	3-4-0	0-0-0	GOLDBERG (W 1-0)	405	2:31
Feb 28, 2016	LOYOLA MARYMOUNT	L 3-4	9	3-5-0	0-0-0	TOVAR (L 0-2)	573	2:30
Mar 01, 2016	PACIFIC	w 8-7	9	4-5-0	0-0-0	GOMEZ (W 1-0)	320	2:59
Mar 02, 2016	#20 MICHIGAN	L 5-6	9	4-6-0	0-0-0	WALLACE (L 0-1)	688	2:58
* 03-04-16	at UNLV	L 1-2	9	4-7-0	0-1-0	NASHED (L 0-2)	696	1:47
* 03-05-16	at UNLV	w 11-6	9	5-7-0	1-1-0	TOVAR (W 1-2)	556	2:39
* 03-06-16	at UNLV	L 2-4	9	5-8-0	1-2-0	BROWN (L 0-3)	376	1:52
* Mar 12, 2016	AIR FORCE-1	L 2-7	9	5-9-0	1-3-0	NASHED (L 0-3)	-	2:35
* Mar 12, 2016	AIR FORCE-2	w 9-5	9	6-9-0	2-3-0	TOVAR (W 2-2)	378	2:36
Mar 15, 2016	SAN FRANCISCO	L 3-6	9	6-10-0	2-3-0	GOMEZ (L 1-1)	253	2:39
* Mar 18, 2016	at New Mexico	L 6-9	9	6-11-0	2-4-0	WALLACE (L 0-2)	774	2:32
* Mar 19, 2016	at New Mexico	L 2-3	9	6-12-0	2-5-0	BROWN (L 1-2)	828	2:09
* Mar 20, 2016	at New Mexico	L 1-11	9	6-13-0	2-6-0	NASHED (L 0-4)	933	2:33
* Mar 24, 2016	FRESNO STATE	L 4-13	9	6-14-0	2-7-0	HANDZLIK (L 1-1)	377	2:49
* Mar 25, 2016	FRESNO STATE	L 4-9	9	6-15-0	2-8-0	BROWN (L 1-3)	580	2:27
* Mar 26, 2016	FRESNO STATE	w 3-2 (10)	9	7-15-0	3-8-0	GOLDBERG (W 2-0)	456	2:46
Mar 28, 2016	STANFORD	w 10-9	9	8-15-0	3-8-0	GOLDBERG (W 3-0)	407	3:15
Mar 30, 2016	at Santa Clara	L 5-8	9	8-16-0	3-8-0	SWIECH (L 0-2)	379	2:46
Apr 01, 2016	at Cal Poly	L 4-7	9	8-17-0	3-8-0	GOMEZ (L 1-2)	1269	2:53
Apr 02, 2016	at Cal Poly	w 8-5	9	9-17-0	3-8-0	WALLACE (W 1-2)	1217	3:21
Apr 03, 2016	at Cal Poly	w 9-7	9	10-17-0	3-8-0	HERNANDEZ (W 1-0)	1286	3:15
* Apr 08, 2016	at Air Force	L 3-9	9	10-18-0	3-9-0	GOMEZ (L 1-3)	202	2:30
* Apr 09, 2016	at Air Force-1	L 4-12	7	10-19-0	3-10-0	HANDZLIK (L 1-2)	-	1:50
* Apr 09, 2016	at Air Force-2	L 7-13	9	10-20-0	3-11-0	BROWN (L 1-4)	131	3:00
* Apr 10, 2016	at Air Force	L 7-8	9	10-21-0	3-12-0	GOLDBERG (L 3-1)	119	2:41
Apr 12, 2016	at Stanford	L 0-10	9	10-22-0	3-12-0	ANDERSON (L 0-1)	1103	2:31
* Apr 15, 2016	NEW MEXICO	w 9-8	9	11-22-0	4-12-0	GOLDBERG (W 4-1)	439	2:50
* Apr 16, 2016	NEW MEXICO	L 2-6	9	11-23-0	4-13-0	BROWN (L 1-5)	360	2:47
* Apr 17, 2016	NEW MEXICO	L 3-10	9	11-24-0	4-14-0	HERNANDEZ (L 1-1)	468	2:50
Apr 19, 2016	at San Francisco	L 3-4	9	11-25-0	4-14-0	GOMEZ (L 1-4)	166	2:42
* Apr 22, 2016	at Fresno State	L 0-6	9	11-26-0	4-15-0	TANNER (L 0-1)	947	1:55
* Apr 23, 2016	at Fresno State	L 6-8	9	11-27-0	4-16-0	HANDZLIK (L 1-3)	1456	2:48
* Apr 24, 2016	at Fresno State	w 7-5 (12)	9	12-27-0	5-16-0	GOMEZ (W 2-4)	1091	3:50
Apr 26, 2016	at Pacific	w 9-7	9	13-27-0	5-16-0	SWIECH (W 1-2)	432	2:49
* Apr 29, 2016	UNLV	L 0-12	9	13-28-0	5-17-0	GOMEZ (L 2-5)	466	2:24
* Apr 30, 2016	UNLV	w 5-3	9	14-28-0	6-17-0	BROWN (W 2-5)	300	2:12
* May 01, 2016	UNLV	L 2-3 (11)	9	14-29-0	6-18-0	TANNER (L 0-2)	412	2:58
May 03, 2016	GRAND CANYON	L 5-10 (10)	9	14-30-0	6-18-0	BROWN (L 2-6)	265	3:01
May 04, 2016	GRAND CANYON	w 7-6	9	15-30-0	6-18-0	WALLACE (W 2-2)	323	3:10
* May 06, 2016	at Nevada	L 8-11	9	15-31-0	6-19-0	SWIECH (L 1-3)	773	3:11
* May 07, 2016	at Nevada	L 2-11	9	15-32-0	6-20-0	TOVAR (L 2-3)	1532	2:21
* May 08, 2016	at Nevada	L 4-6	9	15-33-0	6-21-0	WALLACE (L 2-3)	812	2:37
May 10, 2016	at Saint Mary's	w 4-1	9	16-33-0	6-21-0	WALLACE (W 3-3)	66	2:40
May 13, 2016	at Long Beach State	L 2-6	9	16-34-0	6-21-0	HERNANDEZ (L 1-2)	1400	2:51
May 14, 2016	at Long Beach State	L 0-2	9	16-35-0	6-21-0	NASHED (L 0-5)	1387	2:10
May 15, 2016	at Long Beach State	L 2-6	9	16-36-0	6-21-0	TOVAR (L 2-4)	1568	3:15
* May 19, 2016	SAN DIEGO STATE	L 0-5	9	16-37-0	6-22-0	BROWN (L 2-7)	324	1:59
* May 20, 2016	SAN DIEGO STATE	w 2-1	9	17-37-0	7-22-0	TOVAR (W 3-4)	407	2:04
* May 21, 2016	SAN DIEGO STATE	L 0-6	5	17-38-0	7-23-0	HERNANDEZ (L 1-3)	345	1:28
May 25, 2016	vs San Diego State	L 3-7	9	17-39-0	7-23-0	NASHED (L 0-6)	0	2:06

\* = Conference game  
( ) extra inning game