



San José State University

Men's Basketball

Contact: Amy Villa, Director of Athletics Media Relations
408-924-1216 - Office • 408-421-8604 Cell
amy.villa@sjsu.edu • www.sjsuspartans.com
For Immediate Release • February 27, 2023

2022-23 Schedule 17-12, 8-8 MW

NOV. 8	GEORGIA SOUTHERN	W, 63-48
NOV. 12	BETHESDA	W, 90-68
NOV. 15	ALABAMA STATE	W, 70-57
NOV. 17	HOFSTRA	L, 85-76
Nov. 19	at N. Colorado	W, 80-69
Nov. 25-27	Baha Mar Hoops Nassau Championship	
Nov. 25	vs. North Texas - FloHoops	L, 69-54
Nov. 26	vs. Oakland - FloHoops	W, 80-67
Nov. 27	vs. Ball State - FloHoops	W, 67-65
Dec. 3	at #11 Arkansas - SEC Network	L, 99-58
DEC. 6	CSU BAKERSFIELD	W, 58-48
Dec. 10	at Santa Clara	W, 75-64
Dec. 17	at Pacific	L, 59-58
DEC. 20	CAL POLY	W, 65-43
DEC. 28	UNLV	W-OT, 75-72
Dec. 30	at Colorado State	W, 78-70
Jan. 3	at Boise State	L, 67-64
JAN. 7	NEVADA	L, 67-40
JAN. 10	FRESNO STATE	W, 74-64
Jan. 17	at New Mexico - FS1	L, 77-57
Jan. 21	at Utah State	L, 75-74
JAN. 24	AIR FORCE	W, 82-52
Jan. 28	at San Diego State - FS1	L, 72-51
FEB. 4	WYOMING	W, 84-64
	CBS Sports Network	
Feb. 7	at Fresno State	L, 70-62
FEB. 11	UTAH STATE	W, 69-64
	CBS Sports Network	
Feb. 14	at UNLV	W, 75-66
FEB. 17	NEW MEXICO	L, 96-68
	CBS Sports Network	
Feb. 21	at Nevada	L, 66-51
FEB. 25	BOISE STATE	W-OT, 74-68
FEB. 28	COLORADO STATE	8:00 p.m.
	CBS Sports Network	
March 4	at Air Force	1:00 p.m.

March 8-11 Mountain West Tournament
Thomas & Mack, Las Vegas, Nev.
* - Mountain West game
All times list PT & subject to change
All home games at Provident Credit Union
Event Center (1,000).

Facebook - /SJSUMBB
Twitter - @SanJoseStateMBB
Instagram - @sanjosestatembb
Tik Tok - @sjsubasketball

Game 30

San José State (17-12, 8-8) vs. Colorado State (13-16, 5-11)
presented by Rubenstein Supply Company



Tuesday, February 28

Walt McPherson Court

Provident Credit Union Event Center

San Jose, Calif. | 8:00 p.m. PT

CBS Sports Network

Jordan Kent (Play-by-Play), Michael O'Donnell (Analyst)

Listen - [KTRB 860 AM](https://www.ktrb.com/860AM)

Justin Allegri (Play-by-Play)

Live Video - <https://www.cbssports.com/watch/cbs-sports-network>

Live Stats - <http://www.sjsustats.com>

San José State

Head Coach: Tim Miles

Record at SJSU: 25-35 (2 yrs.)

Career Record: 424-369 (26 yrs.)

Colorado State

Head Coach: Niko Medved

Record at CSU: 90-62-149 (5th yr.)

Career Record: 169-149 (10 yrs.)

FINAL MW HOME GAME OF SEASON TUESDAY NIGHT: San José State hosts Colorado State Tuesday night inside the cozy confines of the Provident Credit Union Center for the final Mountain West home game of the season.

San José State enters the game with a 17-12 overall record and 8-8 MW mark after upsetting Boise State, 75-68, in overtime Saturday. SJSU is fifth in the MW standings, one game ahead of the Lobos, but UNM holds the tiebreaker after winning both meetings this season.

SENIOR NIGHT: Three Spartans will be honored prior to Tuesday night's game with Colorado State - **Kellen King**, **Sage Tolbert III** and **Omari Moore**.

LIVE STATS: Live stats for most San José State men's basketball games can be found at <http://www.sjsustats.com>.

LIVE VIDEO: Tuesday night's game will be broadcast on CBS Sports Network. Jordan Kent will handle the play-by-play duties with Michael O'Donnell as the analyst. Fans can find the channel on DirecTV 221, CBSSports.com/watch/live, Hulu, Fubo, and YouTube TV.

LISTEN LIVE: The Spartans will be broadcast over the air on KTRB, 860 AM and streamed on their website at <https://860amtheanswer.com/> with Justin Allegri on the call.

Possible Spartan Starters (as of 2/26)

13	Alvaro Cardenas	G	6-1	SO	9.7 ppg, 2.8 rpg, 3.3 apg
10	Omari Moore	G	6-6	SR	17.1 ppg, 4.6 rpg, 4.8 apg
15	Trey Anderson	F	6-7	JR	6.1 ppg, 2.6 rpg
23	Sage Tolbert III	F	6-8	SR	8.2 ppg, 7.3 rpg
5	Ibrahima Diallo	C	7-0	JR	6.7 ppg, 6.1 rpg, 1.8 bpg

-CON.-

Colorado State	Comparison	San José State
73.3	Points/Game	68.0
71.7	Opp. PPG	67.3
+1.6	Scoring Margin	+0.7
.494	FG%	.438
.450	Opp FG%	.425
.364	3PFG%	.329
.370	Opp 3PFG%	.353
.745	FT%	.677
.732	Opp FT%	.781
30.4	Reb/Game	38.1
32.8	Opp Reb/Game	29.6
-2.4	Reb. Margin	+8.4
17.0	Assists/Game	12.6
11.0	Turnovers/Game	12.1
2.3	Blocks/Game	4.0
5.9	Steals/Game	3.8

ABOUT COLORADO STATE: The Rams enter Tuesday night's game with a 13-16 overall record and 5-11 MW mark. The team defeated Wyoming, 84-71, this past Friday night inside Moby Arena. Head coach Niko Medved is in his fifth season at the helm of the program. He served as an assistant coach for Tim Miles at CSU for five seasons (2007-12).

Colorado State's Leaders

Points/Game	403, 18.3 pg	Isaiah Stevens
Reb./Game	141, 4.9 pg	John Tonje
3pt Made	53	John Tonje
Assists	147	Isaiah Stevens
Blocks	21	James Moors
Steals	26	Isaiah Rivera
Field Goal %	.492 (150-305)	Isaiah Stevens
3PT %	.402 (43-107)	Isaiah Stevens
Free Throw %	.870 (60-69)	Isaiah Stevens

Series Record - 1-23

The two schools first faced each other on December 22, 1969, in Fort Collins. That was the only game in the series until the two schools were members of the Western Athletic Conference and faced each other twice during the 1996-97 season.

Last SJSU Win - W, 78-70, Dec. 31, 2022, Fort Collins

Last Meeting - W, 78-70, Dec. 31, 2022, Fort Collins

The Spartans broke the 23-game losing streak to the Rams with the first win over Colorado State on New Year's Eve. **Omari Moore** tied his career high with 29 points in the comeback victory. The Spartans trailed by as many as 14 in the first half.

Last 10 Series Meetings

1/25/2017	L	81-72	Fort Collins
12/30/2017	L	59-52	San Jose
2/10/2018	L	90-79	Fort Collins
2/20/2019	L	91-70	San Jose
1/11/2020	L	81-70	San Jose
2/22/2020	L	78-71	Fort Collins
1/14/2021	L	90-57	Phoenix
1/16/2021	L	88-61	Phoenix
1/15/2022	L	78-42	San Jose
12/31/2022	W	78-70	Fort Collins

HEAD COACH TIM MILES:

San José State head coach **Tim Miles** is in second season at the school and in his 26th season overall as a head coach. He was named the head coach on April 6, 2021, and made an immediate impact on the Spartan fans



2022-23 Mountain West Standings (through 2/25)

Team	Conference			Overall		
	W	L	PCT	W	L	PCT
San Diego State	14	2	.875	23	5	.821
Boise State	12	4	.750	22	7	.759
Nevada	12	4	.750	22	7	.759
Utah State	11	5	.688	22	7	.759
San José State	8	8	.500	17	12	.586
New Mexico	7	9	.438	20	9	.690
UNLV	6	10	.375	17	11	.607
Fresno State	6	11	.353	10	18	.357
Colorado State	5	11	.312	13	16	.448
Air Force	5	12	.294	14	16	.467
Wyoming	3	13	.188	8	20	.286

Upcoming Schedule

Monday, February 27

NEVADA at WYOMING* (CBSSN)7 p.m. MT

Tuesday, February 28

SAN DIEGO STATE at BOISE STATE* (CBSSN)7 p.m. MT

FRESNO STATE at NEW MEXICO* (FS1)8:30 p.m. MT

COLORADO STATE at SAN JOSÉ STATE* (CBSSN)8 p.m. PT

Wednesday, March 1

UTAH STATE at UNLV* (CBSSN)8 p.m. PT

Friday, March 3

NEW MEXICO at COLORADO STATE* (FS1)9 p.m. MT

Saturday, March 4

SAN JOSÉ STATE at AIR FORCE* (Altitude/MWN)2 p.m. MT

UNLV at NEVADA* (NSN/MWN)2 p.m. PT

Chicago State at FRESNO STATE (CW59/MWN)4 p.m. PT

BOISE STATE at UTAH STATE* (MWN)7 p.m. MT

WYOMING at SAN DIEGO STATE* (CBSSN)7 p.m. PT

as he won his 400th career game in the opener of the 2021-22 season. The Spartans got a 78-76 win over Cal State Fullerton on November 11, 2021. Miles has a 424-369 coaching record including 25-35 at San José State.

NET RANKINGS (as of 2/26): The Spartans are currently ranked 102 in the NET Rankings after games played on February 26. SJSU has one Quadrant 1 win over Boise State, Quadrant 2 wins over Santa Clara, Colorado State, Utah State and UNLV, Quadrant 3 wins over Ball State, UNLV, Air Force, and Northern Colorado and seven Quadrant 4 wins.

MOORE NAMED MW PLAYER OF THE WEEK, 2/27: Omari

Moore has been named the Mountain West Men's Basketball Player of the Week after leading the Spartans to an overtime win against Boise State.

Moore averaged 18.5 points, 3.0 rebounds and 4.0 assists per game. He scored 24 points in the overtime win versus Boise

State, his 11th 20+-point game this season and 17th consecutive game in double-figure scoring. He dished out four assists in each game last week. He added 13 points, four rebounds and four assists in the loss at Nevada.

QUIRKY FEBRUARY SCHEDULE: The Spartans' February schedule features road games on most Tuesdays and home weekend games. SJSU plays home games every weekend in the month, Wyoming on the 4th, Utah State on the 11th, New Mexico on the 17th and Boise State on the 25th. The team plays three consecutive road Tuesday games at Fresno State, UNLV and Nevada with the final Tuesday game doubling as the team's final home game of the year against Colorado State.

AND THEN THERE WERE SIX STARTING LINEUPS: This season, the Spartans have used the same lineup for all 29 games. This is a change from past years when San José State used 13 different starting lineups for the 2021-22 season.

Spartan Starting Lineup -Alvaro Cardenas, Omari Moore, Trey Anderson, Sage Tolbert III & Ibrahima Diallo

San José State is one of six teams nationwide to use the same starting lineup for every game this season (thru 2/6/23).

Gonzaga	Marshall	Rice
Marquette	Princeton	San José State

MOORE NEARING SEVENTH ON ELITE LIST: Omari Moore needs just 36 more points scored to move into seventh place on the San José State career scoring list. He moved into the top-10 career scoring list at San José State after scoring 14 points at UNLV on Valentine's Day. He enters Tuesday's game with exactly 1,200 points scored in 111 games.

January 17, 2023, a day that **Moore** will remember as he became the 16th player in San José State history to score 1,000 career points. There wasn't much fanfare to the 1,000th point as Moore scored the point from the free throw line with 4:14 left in the game at New Mexico.

SAN JOSE STATE 1,000 CAREER POINTS SCORERS

Player	Seasons	G	FG	3FG	FT	Points
1. Ricky Berry	1986-88	84	619	113	416	1,767
2. Adrian Oliver	2009-11	80	585	138	442	1,750
3. Stu Inman	1947-50	123	591	0	322	1,504
4. Wally Rank	1977-80	102	562	0	308	1,432
5. Justin Graham	2007-11	119	460	57	295	1,272
6. Ryan Welage	2015-18	91	457	161	183	1,258
7. Chris McNealy	1981-83	81	504	2	226	1,236
8. Omari Moore	2020-C	111	453	104	190	1,200
9. Coby Dietrick	1968-70	72	465	0	243	1,173
10. Terry Cannon	1990-92, 94	97	414	114	209	1,139
11. Johnnie Skinner	1971-73	73	481	0	174	1,136
12. Ken Mickey	1974, 76-77	82	427	0	271	1,125
13. Sid Williams	1978-81	111	485	0	125	1,095
14. S.T. Saffold	1964-66	72	421	0	205	1,050
14. Olivier St. Jean	1996-97	51	373	44	260	1,050
16. Carroll Williams	1953-55	75	304	0	441	1,049

ANOTHER STREAK SNAPPED IN WIN OVER BOISE STATE:

Omari Moore scored 24 points, and Ibrahima Diallo grabbed 15 points in the team's 74-68 overtime win against Boise State

SJSU'S RECORD WHEN ...

home	11-3
away	4-8
neutral	2-1
overtime	2-0
games decided by 3 pts or less	2-3
games decided by 4-5 pts	1-0
games decided by 6-10 pts	5-2
games decided by 11-19 pts	5-2
games decided by 20+ pts	4-5
vs. Top 25	0-1
vs. Top 10	0-0
vs. Power 5 opponents	0-1
scoring first	10-8
leading at the half	11-4
tied at the half	2-0
trailing at the half	4-8
leading with 10 mins remaining	13-4
tied with 10 mins remaining	1-0
trailing with 10 mins remaining	3-8
leading with 5 mins remaining	14-2
tied with 5 mins remaining	2-0
trailing with 5 mins remaining	1-10
SJSU shoots 50% or better	4-1
SJSU shoots less than 50%	13-11
SJSU shoots better than opponent	14-3
SJSU shoots the same as opponent	0-0
SJSU shoots worse than opponent	3-9
Opponent shoots 50% or better	0-6
Opponent shoots less than 50%	16-6
SJSU outrebounds opponent	16-8
Opponent outrebounds SJSU	0-4
SJSU equals opponent in rebs	1-0
SJSU shoots 80% or better from FT line	4-2
SJSU has more FT attempts	7-3
Opponent has more FT attempts	8-8
SJSU equals opponent in FT attempts	2-1
SJSU shoots 40% or better from 3	6-4
SJSU has less turnovers than opponent	4-2
SJSU has more turnovers than opponent	11-9
SJSU equals opponent in turnovers	1-1
SJSU scores 100+ pts	0-0
SJSU scores 90-99 pts	1-0
SJSU scores 80-89 pts	1-0
SJSU scores 70-79 pts	7-2
SJSU scores 60-69 pts	4-3
SJSU scores 50-59	1-6
SJSU scores less than 50 pts	0-1
Opponent scores 100+ pts	0-0
Opponent scores 90-99 pts	0-2
Opponent scores 80-89 pts	0-1
Opponent scores 70-79 pts	2-4
Opponent scores 60-69 pts	10-4
Opponent scores 50-59	2-1
Opponent scores less than 50 pts	3-0
On Monday	0-0
On Tuesday	7-4
On Wednesday	1-0
On Thursday	0-1
On Friday	0-2
On Saturday	8-5
On Sunday	1-0
In November	6-2
In December	5-2
In January	2-5
In February	3-3
In March	0-0
On National TV (ESPN, ESPN2, CBS Sports Network, FS1, FS2, Stadium)	2-3
On NBC Sports Bay Area/California	4-1
On Mountain West Network	7-5

Miscellaneous

Current Streak	Won 1
Home court streak	Won 1
Neutral court streak	Won 2
Road Streak	Lost 1
All-Time Record 112th Season (2,692 games)	1,189-1,503 (.442)

on February 26, as the Spartans snapped an 11-game losing streak to the Broncos.

The Spartans trailed by nine with 6:41 remaining at 56-47, and went on an 11-2 run to send the game to overtime. Trailing by four, **Alvaro Cardenas** hit a three-pointer with the shot clock running down to cut the Bronco lead to 58-57 with 47 seconds left. **Robert Vaihola** was fouled with six seconds left in regulation, making the first to tie the game at 58-58, but then missed the second to give Boise State one final three-point shot that was blocked by Moore.

Vaihola finished the game with 15 points and 11 rebounds, his third double-double of the season. The Spartans got 28 points from the bench, led by Vaihola's 15. Garrett Anderson scored a career-best 13 points including 4-for-4 from the free throw line.

T. ANDERSON PACES SPARTANS TO WIN AT UNLV: Trey

Anderson matched his season high with 19 points in a 75-66 win at UNLV on Valentine's Day. Anderson was 6-for-9 from the field including 5-for-7 from three-point range. He also had five rebounds, a block and an assist as the Spartans won the season series from UNLV for only the third time in school history.

The Spartans led at halftime, 40-36, despite leading scorer **Omari Moore** being held scoreless after going 0-for-8 from the field. The rest of the team shot 17-for-25 for the first half (.680) as Anderson scored 14 points. Moore rebounded in the second half to score all 14 of his points.

17 WINS TAKES THE SPARTANS TO NEW HEIGHTS: The Spartans recorded 17 wins in a season for just the second time this century with the team's 74-68 upset of Boise State at home on February 25. Since the 1975-76 season, only six Spartan teams have recorded 17 or more wins.

Seasons With 17+ Wins Since 1975-76

1975-76	17-10
1976-77	17-12
1979-80	17-12
1980-81	22-9
2010-11	17-16
2022-23	17-12

MOST MW WINS EVER/MOST CONFERENCE WINS SINCE

1995-96: With eight Mountain West wins this season, the Spartans have reached another plateau by recording the most MW wins in school history. The 2016-17 team recorded seven MW wins, which stood until SJSU defeated Boise State, 74-68 in overtime on February 25.

SJSU has not won more than seven conference games since 1995-96 when the team went 9-9 in the Big West, won the Big West Tournament and played No. 1 Kentucky in the NCAA Tournament.

Conference Records Over Past 30 years (7+ wins)

1993-94	11-7	Big West
1995-96	9-9	Big West
2022-23	8-8	MW
2010-11	7-11	MW

MW Player of the Week

Nov. 14	Darrion Trammell, Sr., G, San Diego State
Nov. 21	EJ Harkless, Sr., G, UNLV
Nov. 28	Morris Udeze, Sr., F, New Mexico
Dec. 5	Max Rice, Sr., G, Boise State
Dec. 12	Noah Reynolds, So., G, Wyoming
Dec. 19	Isaiah Stevens, Sr., G, Colorado State
Dec. 26	Will Baker, R-Jr., C, Nevada
Jan. 2	Matt Bradley, Sr., G, San Diego State
Jan. 9	EJ Harkless, Sr., G, UNLV
Jan. 16	Jaelen House, Sr., G, New Mexico
Jan. 23	Jamal Mashburn, Jr., Jr., G, New Mexico
Jan. 30	EJ Harkless, Sr., G, UNLV
Feb. 6	Jarod Lucas, Sr., G, Nevada
Feb. 13	Matt Bradley, Sr., G, San Diego State
Feb. 20	Max Shulga, Jr., G, Utah State
Feb. 27	Omari Moore, Sr., G, San José State

MW Freshman of the Week

Nov. 14	Darrion Williams, F, Nevada
Nov. 21	Darrion Williams, F, Nevada
Nov. 28	Corbin Green, F, Air Force
Dec. 5	Donovan Dent, G, New Mexico
Dec. 12	Rytis Petraitis, F, Air Force
Dec. 19	Rytis Petraitis, F, Air Force
Dec. 26	Rytis Petraitis, F, Air Force
Jan. 2	Rytis Petraitis, F, Air Force
Jan. 9	Nick Davidson, F, Nevada
Jan. 16	Marcell McCreary, G, Air Force
Jan. 23	Rytis Petraitis, F, Air Force
Jan. 30	Darrion Williams, F, Nevada
Feb. 6	Nate Barnhart, F, Wyoming
Feb. 13	Darrion Williams, F, Nevada
Feb. 20	Rytis Petraitis, F, Air Force
Feb. 27	Darrion Williams, F, Nevada

MW Statistics (All Games) (thru 2/25)

Scoring - 4th.....	Omari Moore, 17.10 pg
Rebounding - T2nd.....	Sage Tolbert, 7.34 pg
Rebounding - 6th.....	Robert Vaihola, 6.38 pg
Rebounds - 7th.....	Ibrahima Diallo, 6.07 pg
Offensive Rebounds - 1st.....	Robert Vaihola, 2.93 pg
Offensive Rebounds - 4th.....	Sage Tolbert, 2.34 pg
Offensive Rebounds - 6th.....	Ibrahima Diallo, 2.07 pg
Defensive Rebounds - 5th.....	Sage Tolbert, 5.00 pg
Defensive Rebounds - 14th.....	Ibrahima Diallo, 4.00 pg
FG Percentage - 11th.....	Omari Moore, .428
FT Percentage - 13th.....	Omari Moore, .773
3PT FG Made - 8th.....	Omari Moore, 1.90 pg
Assists - 2nd.....	Omari Moore, 4.79 pg
Assists 14th.....	Alvaro Cardenas, 3.29 pg
Blocked Shots - 1st.....	Ibrahima Diallo, 1.76 pg
Assist/Turnover Ratio - 5th.....	Omari Moore, 139/78, 1.78
Assist/Turnover Ratio - 7th.....	Alvaro Cardenas, 96/56, 1.71
Minutes Played - 2nd.....	Omari Moore, 36.12 pg
Minutes Played - 9th.....	Alvaro Cardenas, 33.28 pg

MW Statistics (MW Games)

Scoring - 3rd.....	Omari Moore, 19.69 pg
Rebounding - 3rd.....	Robert Vaihola, 7.13 pg
Rebounding - 6th.....	Sage Tolbert, 6.69 pg
Rebounds - 7th.....	Ibrahima Diallo, 6.63 pg
Offensive Rebounds - 1st.....	Robert Vaihola, 3.44 pg
Offensive Rebounds - 3rd.....	Ibrahima Diallo, 2.75 pg
Offensive Rebounds - 6th.....	Sage Tolbert, 2.13 pg
Defensive Rebounds - T6th.....	Sage Tolbert, 4.56 pg
FG Percentage - 14th.....	Omari Moore, .421
FT Percentage - 8th.....	Omari Moore, .811
3PT FG Made - 4th.....	Omari Moore, 2.31 pg
3PT FG Made - T14th.....	Tibet Görener, 1.80 pg
Assists - 2nd.....	Omari Moore, 5.06 pg
Assists - 10th.....	Alvaro Cardenas, 3.44 pg
Blocked Shots - T3rd.....	Ibrahima Diallo, 1.44 pg
Blocked Shots - T13th.....	Robert Vaihola, 0.75 pg
Blocked Shots - 15th.....	Omari Moore, 0.69 pg
Assist/Turnover Ratio - 5th.....	Omari Moore, 81/46, 1.76
Assist/Turnover Ratio - 7th.....	Alvaro Cardenas, 55/35, 1.51
Minutes Played - 2nd.....	Omari Moore, 37.78 pg
Minutes Played - 10th.....	Alvaro Cardenas, 34.01 pg

Miscellaneous Stats**Career Triple-Doubles****Omari Moore - 1**

18 points, 10 rebounds, 10 assists,
vs. New Mexico, Feb. 20, 2022

Career Double-Doubles (SJSU only)**Omari Moore - 4**

15 points, 11 rebounds,
vs. Fresno Pacific, Dec. 9, 2020
14 points, 10 rebounds,
vs. New Mexico, Jan. 21, 2021
13 points, 10 rebounds, at Portland, Dec. 17, 2021
19 points, 13 rebounds,
vs. Fresno State, March 9, 2022 (MW Tour.)

Sage Tolbert III - 4

13 points, 14 rebounds -
vs. Bethesda, Nov. 12, 2022
12 points, 11 rebounds,
at #11 Arkansas, Dec. 3, 2022
18 points, 12 rebounds, at Santa Clara, Dec. 10, 2022
11 points, 13 rebounds,
at Colorado State, Dec. 31, 2022

Ibrahima Diallo - 3

16 points, 10 rebounds -
at California Baptist, Nov. 18, 2021
10 points, 13 rebounds - at Air Force, March 1, 2022
10 points, 10 rebounds, vs. Wyoming, Feb. 4, 2023

Robert Vaihola - 3

14 points, 10 rebounds -
vs. Bethesda, Nov. 12, 2022
18 points, 10 rebounds -
vs. Air Force, Jan. 24, 2023
15 points, 11 rebounds - vs. Boise State, Feb. 25, 2023

Trey Anderson - 2

15 points, 12 rebounds, at Portland, Dec. 17, 2021
11 points, 11 rebounds,
at Northern Colorado, Nov. 19, 2022

MJ Amey - 1

23 points, 12 rebounds,
vs. San Diego State, Feb. 9, 2022

Career 20+ point games**Omari Moore - 15**

28, vs. Northern Colorado, Nov. 23, 2021
20, vs. Air Force, Jan. 25, 2022
22, at Nevada, Feb. 15, 2022
20, at San Diego State, Feb. 25, 2022
20, at Northern Colorado, Nov. 19, 2022
21, at #11 Arkansas, Dec. 3, 2022
24, at Santa Clara, Dec. 10, 2022
29, at Colorado State, Dec. 31, 2022
22, at Boise State, Jan. 3, 2023
24, at New Mexico, Jan. 17, 2023
26 - vs. Air Force, Jan. 24, 2023
29 - vs. Wyoming, Feb. 4, 2023
22 - at Fresno State, Feb. 7, 2023
27 - vs. Utah State, Feb. 11, 2023
24 - Boise State, Feb. 25, 2023

Tibet Görener - 2

23, vs. Bethesda, January 8, 2022
20, at Utah State, January 21, 2023

Sage Tolbert - 1

25 - vs. Oakland, Nov. 26, 2022

Alvaro Cardenas - 1

20 - vs. Fresno State, Jan. 10, 2023

MJ Amey - 4

32, vs. Bethesda, January 8, 2022
23, vs. UNLV, January 17, 2022
24, at Boise State, February 5, 2022
23, vs. San Diego State, February 9, 2022

Career 10+ rebound games**Ibrahima Diallo - 8**

10, at California Baptist, Nov. 18, 2021
12, vs. North Dakota, Dec. 3, 2021
10, at Pepperdine, Dec. 6, 2021
13, at Air Force, March 1, 2022
11 - vs. CSU Bakersfield, Dec. 6, 2022
10, at Santa Clara, Dec. 10, 2022
10, vs. Wyoming, Feb. 4, 2023
15 - vs. Boise State, Feb. 25, 2023

Omari Moore - 5

11, vs. Fresno Pacific, Dec. 9, 2020
10, vs. New Mexico, Jan. 23, 2021
10, at Portland, Dec. 17, 2021
10, vs New Mexico, Feb. 20, 2022
13, vs. Fresno State, March 9, 2022
(MW Tournament)

Sage Tolbert III - 6

14, vs. Bethesda, Nov. 12, 2022
12, vs. Hofstra, Nov. 17, 2022
11, at #11 Arkansas, Dec. 3, 2022
12, at Santa Clara, Dec. 10, 2022
13, at Colorado State, Dec. 31, 2022
10, at Fresno State, Feb. 7, 2023

Robert Vaihola - 5

10, at New Mexico, Jan. 25, 2022 (at Fresno State)
10, vs. Bethesda, Nov. 12, 2022
13 - vs. UNLV, Dec. 28, 2022
10 - at New Mexico, Jan. 17, 2023
11 - vs. Boise State, Feb. 25, 2023

Trey Anderson - 2

12, at Portland, Dec. 17, 2021
11, at Northern Colorado, Nov. 19, 2022

MJ Amey - 1

12, vs. San Diego State, February 9, 2022

20+ points games in 2022-23**Omari Moore - 11**

20, at Northern Colorado, Nov. 19, 2022
21, at #11 Arkansas, Dec. 3, 2022
24, at Santa Clara, Dec. 10, 2022
29, at Colorado State, Dec. 31, 2022
22, at Boise State, Jan. 3, 2023
24, at New Mexico, Jan. 17, 2023
26 - vs. Air Force, Jan. 24, 2023
29 - vs. Wyoming, Feb. 4, 2023
22 - at Fresno State, Feb. 7, 2023
27 - vs. Utah State, Feb. 11, 2023
24 - vs. Boise State, Feb. 25, 2023

Sage Tolbert - 1

25 - vs. Oakland, Nov. 26, 2022

Alvaro Cardenas - 1

20 - vs. Fresno State, Jan. 10, 2023

Tibet Görener - 1

20, at Utah State, January 21, 2023

10+ rebound games in 2022-23**Sage Tolbert III - 6**

14, vs. Bethesda, Nov. 12, 2022
12, vs. Hofstra, Nov. 17, 2022
11 at #11 Arkansas, Dec. 3, 2022
12, at Santa Clara, Dec. 10, 2022
13, at Colorado State, Dec. 31, 2022
10, at Fresno State, Feb. 7, 2023

Robert Vaihola - 5

10, vs. Bethesda, Nov. 12, 2022
13 - vs. UNLV, Dec. 28, 2022
10, at New Mexico, Jan. 17, 2023
10, vs. Air Force, Jan. 24, 2023
11 - vs. Boise State, Feb. 25, 2023

Ibrahima Diallo - 4

11 - vs. CSU Bakersfield, Dec. 6, 2022
10 - at Santa Clara, Dec. 10, 2022
10 - vs. Wyoming, Feb. 4, 2023
15 - vs. Boise State, Feb. 25, 2023

Trey Anderson - 1

11, at Northern Colorado, Nov. 19, 2022

Double-Doubles in 2022-23**Sage Tolbert III - 4**

13 points, 14 rebounds -
vs. Bethesda, Nov. 12, 2022
12 points, 11 rebounds,
at #11 Arkansas, Dec. 3, 2022
18 points, 12 rebounds,
at Santa Clara, Dec. 10, 2022
11 points, 13 rebounds,
at Colorado State, Dec. 31, 2022

Robert Vaihola - 3

14 points, 10 rebounds -
vs. Bethesda, Nov. 12, 2022
18 points, 10 rebounds - vs. Air Force, Jan. 24, 2023
15 points, 11 rebounds, vs. Boise State, Feb. 25, 2023

Trey Anderson - 1

11 points, 11 rebounds,
at Northern Colorado, Nov. 19, 2022

Ibrahima Diallo - 1

10 points, 10 rebounds, vs. Wyoming, Feb. 4, 2023

ALL THE COMFORTS OF HOME - GUARANTEED WINNING

HOME RECORD: For the first time since the 2016-17 season, the Spartans are guaranteed a winning home record as the team has a 11-4 mark inside the Provident Credit Union Event Center. The 11 home wins matches the 1998-99 team that finished the season 11-1 inside Provident Credit Union The Event Center.

2-0 IN BATTLES OF MENTOR/MENTEE: Twice this season, San José State head coach Tim Miles faced one of his former assistants and came out victorious. First he faced former assistant and now head coach at Ball State Michael Lewis as SJSU defeated the Cardinals, 67-65, at the Baha Mar Hoops Nassau Championship in late November. Lewis was an assistant for Miles for three years at Nebraska, coaching together for the 2016-17, 2017-18 and 2018-19 seasons.

On Dec. 31, Miles won again over a former assistant as he faced Ram head coach Niko Medved. The Spartans erased a 14-point deficit en route to a 78-70 win. Medved served as an assistant coach for Tim Miles at CSU for five seasons (2007-12).

UPSET WIN OF UTAH STATE AS MOORE SCORES 27: Omari Moore scored 20 of his 27 points in the second half, and Ibrahima Diallo nailed two free throws with four second remaining in the game to give the San José State men's basketball team a 69-64 home win over Utah State on February 11. The win ended a nine-game losing streak to Utah State. The last win, 64-62, came in San Jose on February 28, 2018.

STARTING LINEUP SCORING SUCCESS VS. WYOMING: For the first time this year, all five Spartan starters scored in double figures in the same game. Against Wyoming on February 4, **Omari Moore** led the team with 29 points, followed by **Sage Tolbert** with 14 points and **Alvaro Cardenas** with 13 points. **Trey Anderson** scored 10 points, his first double-figure game since the Bahamas, while **Ibrahima Diallo** recorded his first double-double of the year with 10 points and 10 rebounds.

STRONG SHOOTING NIGHT PROPELS SJSU TO WIN: In the only game against Wyoming this season, the Spartans shot 56.6 percent from the field, 30-53. San José State is 4-1 when shooting over 50 percent in a game with wins over Air Force (57.6%), Wyoming, Oakland (55.4%) and Fresno State (54.4%). The only loss came to North Texas in the Bahamas (58.6%).

DOING MOORE FOR THE SPARTANS: Omari Moore continues to prove why he is a captain on this Spartan team as he leads the team in scoring at 17.1 points per game and has dished out a team-best 139 assists, including nine in a win over Oakland. He is shooting 42.8 percent from the field (178-416). He has 19 steals and averages 36.1 minutes played. Moore led the team in scoring in 18 games this season, the most recent 24 points in a home win over Boise State

CAREER RANKINGS: Two Spartans rank among the San José State best in three categories. **Omari Moore** is in fifth place all-time in assists at 400, fifth in blocked shots at 85, and tied for fourth all-time in steals with 114.

Current Spartans In The SJSU Career Record Books**ASSISTS**

Name	Seasons	G	AST
1. Justin Graham	2007-11	119	508
2. Michael Dixon	1982-85	107	477
3. Ken Mickey	1974, 76-77	82	476
4. Mike Mendez	1978-81	108	469
5. Omari Moore	2020-C	111	400
6. Marmet Williams	1994-98	112	318
7. Jalen James	2013-18	117	274
8. D.J. Brown	2012-14	91	266
Ricky Berry	1986-88	84	266
10. Terry Cannon	1990-92, 94	97	259

BLOCKED SHOTS (Since 1979)

Name	Seasons	G	BS
1. Gerald Thomas	1984, 86-88	113	127
2. Brandon Clarke	2016-17	61	116
3. Chris Oakes	2008-10	83	111
4. Menelik Barbary	2006-07	61	87
5. Omari Moore	2020-C	111	85
5. Chris McNealy	1981-83	81	81
7. Darnell Williams	2000-01	58	75
8. Ibrahima Diallo	2021-C	42	71
9. Isaac Thornton	2013-17	121	65
10. Lance Holloway	2004, 06-08	87	58
10. Kevin Logan	1990-93	106	58

STEALS (Since 1979)

Name	Seasons	G	ST
1. Justin Graham	2007-11	119	209
2. Isaac Thornton	2013-17	121	145
3. Tito Addison	1995-97	84	125
4. Mike Mendez	1979-81	86	114
4. Omari Moore	2020-C	111	114
6. Terry Cannon	1990-92, 94	97	113
7. Marmet Williams	1994-98	112	111
8. Chris McNealy	1981-83	81	109
9. Isaac Thornton	2013-16	91	106
9. Michael Dixon	1982-85	107	106

Ibrahima Diallo is eighth in blocked shots with 71 and needs five more to move into seventh place.

DISHING OUT THE ASSISTS: Omari Moore is now ninth on the top-10 single-season assists list at San José State for the second consecutive season. Moore enters Tuesday's game with 139 assists for the season, needing just two more to move into eighth and could move into the top-five this week.

ASSISTS

Name	Season	Games	Assists
1. Ken Mickey	1976-77	29	203
2. Mike Mendez	1978-79	27	162
3. Michael Dixon	1983-84	28	155
4. Justin Graham	2009-10	31	149
5. Ken Mickey	1975-76	27	145
6. Mike Mendez	1980-81	30	143
7. Justin Graham	2008-09	30	142
8. Justin Graham	2010-11	32	141
9. Omari Moore	2022-23	29	139
10. Michael Dixon	1982-83	29	138
10. Omari Moore	2021-22	30	138

MOORE HAS A GAME NOT MATCHED BY MANY SPARTANS:

Against Air Force, **Omari Moore** scored 26 points, dished out six assists and grabbed four rebounds. In doing so, he is just the third Spartan since 1996-97 to have 25+ points, 6+ assists and 4+ rebounds in a game, joining Justin Graham and Adrian Oliver who did it during the 2010-11 season. All three games happened in the month of January and were played at the Provident Credit Union Event Center.

Justin Graham - 29 points, 8 rebounds, 7 assists - 1/6/2011

Adrian Oliver - 25 points, 10 rebounds, 8 assists - 1/29/11

Omari Moore - 26 points, 4 rebounds, 6 assists - 1/24/23

SPARTANS THAW OUT A BIT IN WIN OVER AIR FORCE:

SJSU found a bit of offense against Air Force as the Spartans won 82-52 Tuesday night inside the Provident Credit Union Event Center. Three Spartans scored in double figures - Omari Moore with 26, Robert Vaihola with 18 and Alvaro Cardenas with 12. As a team, SJSU shot 57.6 percent from the field (34-59). All 14 dressed players saw action in the game.

LARGEST MARGIN OF VICTORY IN MW PLAY: The 30-point win over Air Force on January 24, (82-52) is the largest margin of victory for San José State in a Mountain West game since joining the conference in 2013-14. Ironically, the previous largest margin was 21 against Air Force on January 30, 2016.

JANUARY FREEZE: Usually, the January deep freeze happens in Canada during the winter months. Unfortunately, January was not nice to the Spartans as the team finished 2-5 in the month, averaged 63.1 points pg and shot just 29.2 percent from three-point range.

On the positive side, **Omari Moore** averaged 17.7 points and 5.0 rebounds per game. He became the 16th Spartans in school history to score 1,000 career points with 24 points in the loss at New Mexico. He and **Alvaro Cardenas** dished out 38 and 29 assists respectively, while **Ibrahima Diallo** blocked 10 shots.

SPARTAN REBOUNDING EFFORTS AMONG THE BEST IN THE NATION:

SJSU has been out-rebounding their opponents by an average of 8.4 rebounds per game, ranking them fourth out of 352 teams ranked nationally. Purdue is the national leader at +11.4 rebounds. The Spartans average 38.07 rebounds per game, ranking 32nd in the nation.

REBOUNDING A PLUS FOR THE SPARTANS: After being out-rebounded by opponents the past four seasons, the Spartans have turned the tables and now out-rebound opponents by 8.4 rebounds per game. Part of that success is a Spartan trio that has made a difference this season on the boards. **Sage Tolbert III** leads the team in rebounding at 7.3 pg, followed by **Robert Vaihola** at 6.4 pg and **Ibrahima Diallo** at 6.1 pg.

40+ POINT HALVES: The Spartans have scored 40 or more points in 11 halves this season, the latest coming at UNLV on Valentine's Day when SJSU scored 40 points in the first half, taking a 40-36 lead into the locker room. The Spartans are 9-1 in those games (scored 40+ in both halves against Bethesda). 47 - 1st half vs. Oakland, 11/26 (W)

46 - 2nd half at Santa Clara, 12/10 (W)

46 - 1st half vs. Air Force, 1/24 (W)

45 - Both halves vs. Bethesda, 11/12 (W)

45 - 2nd half at Colorado State, 12/31 (W)

45 - 2nd half vs. Wyoming, 2/4 (W)

41 - 1st half vs. Hofstra, 11/17 (L)

41 - 1st half at Northern Colorado, 11/19 (W)

41 - 1st half vs. UNLV, 12/28 (W)

40 - 1st half vs. UNLV, 2/14 (W)

DIALLO AMONG THE NATION'S BEST IN BLOCKED SHOTS:

Ibrahima Diallo enters the game ranked 37th nationally with 51 blocked shots and 43rd in blocks per game at 1.76. He has recorded a block in 24 of the 29 games played. His eight blocks against Alabama State are the most in a single game in the Mountain West this season and tied for the second-most in a game nationally.

GET THAT OUT OF MY HOUSE: In 29 games this season, **Ibrahima Diallo** has blocked 51 shots, the third-highest season total in school history. Current Memphis Grizzlies player Brandon Clarke set the school record with 77 blocks in the 2016-17 season.

BLOCKED SHOTS (Since 1979)

Name	Season	Games	Blocked Shots
1. Brandon Clarke	2017	30	77
2. Gerald Thomas	1988	29	62
3. Ibrahima Diallo	2023	29	51
4. Menelik Barbary	2007	30	49
4. Alex Brown	2013	26	49
6. Chris Oakes	2010	31	44
7. Darnell Williams	2000	30	43
8. Chris Oakes	2009	30	40
9. Brandon Clarke	2016	31	39
10. Menelik Barbary	2006	31	38

MOST REBOUNDS BY A SPARTAN SINCE 2019: **Ibrahima Diallo** grabbed 15 rebounds in the win over Boise State on February 25, the most by a Spartan player since the 2018-19 season. Listed below are the season highs for the past five years.

2022-23	15	Ibrahima Diallo vs. Boise State, 2/25/23
2021-22	13	Ibrahima Diallo, vs. Air Force, 3/1/22
	13	Omari Moore, vs. Fresno State, 3/9/22
2020-21	14	Ralph Agee, vs. Air Force, 1/30/21
2019-20	14	Christian Anigwe, vs. Oregon State, 11/27/10
2018-19	17	Michael Stedman, vs. Air Force, 2/23/19

GÖRENER BRINGS A LIFT OFF THE BENCH AT AGGIE & WOLF

PACK GAMES: Twice this season, **Tibet Görener** came off the bench to lead the Spartans in scoring. At Utah State, he lead the Spartans in scoring with a season-best 20 points. He was 7-of-11 from the field, making a career-best 6 three-pointers. He also grabbed two rebounds in 28 minutes of action.

At Nevada on February 21, Görener again led the team with 14 points coming off the bench. He made five field goals, four from three-point range, and attempted a season-high 12 three-pointers in the game.

G. ANDERSON LIKES OVERTIME GAMES: What could be a mere coincidence, **Garrett Anderson** has recorded two of his best games of the season in the overtime wins against UNLV and Boise State. Against the Broncos, he played 26 minutes and scored a career-high 13 points, was a perfect 4-for-4 from the free throw line and had a block and a steal.

In the win over UNLV in December, he made key contributions off the bench. Late in the first half, he helped the Spartans expand the lead over UNLV from sixth to nine points as he stole the ball, dunk it and drew the foul for a made free throw and the three-point play. In overtime, he scored the final three Spartan points as he was 3-for-4 from the free throw line.

"17" AN INTERESTING NUMBER FOR THE SPARTANS: The number "17" has many meanings for the Spartans so far this season. The team is 0-4 when playing on the 17th of the month with losses to Hofstra, 85-76, Pacific, 59-58, at New Mexico, 77-57, and home with New Mexico, 96-68, on those days. SJSU had a 17-point lead against Pacific in the loss.

However, **Alvaro Cardenas** may look at 17 as a lucky number for him. Four times this season, he has scored 17 points for the Spartans - versus Alabama State and Hofstra at home and at Pacific and at Utah State. In those four games, he shot 48 percent from the field (24-50) and 55.5 percent from three-point land (15-27) and dished out 17 assists.

DISHING OUT THE ROCK: The Spartan duo of **Omari Moore** and **Alvaro Cardenas** are two of the best to dish out the ball during Mountain West play. Moore has 81 assists in 16 games, the second-most in conference play. He has dished out five or more assists in 10 of the 16 MW games played. Cardenas has 55 assists in the 15 games, the 10th-highest total as he dished out nine assists in the win over Fresno State.

CARDENAS REACHES 20-POINT PLATEAU IN WIN OVER FRESNO STATE: **Alvaro Cardenas** scored a career-best 20 points and dished out a career-high nine assists to lead the San José State to a 74-64 home win over Fresno State on January 10. Cardenas was 7-of-14 from the field including 6-of-11 from three-point range.

SPORTSCENTER TOP-10 PLAY - JAN. 3, 2023: After an amazing dunk in the second half of the San José State-Boise State game on January 3, **Omari Moore** made an appearance on ESPN's Sportscenter Top-10 with the #3 [Play of the Day](#).

COMEBACK VICTORY AT COLORADO STATE: The Spartans showed resilience in the team's 78-70 win at Colorado State on December 28. The team started slowly, trailing by as many as 14 in the first half at 24-10, and chipped away at the Ram lead to get within two points at 35-33 with 43 seconds remaining before going down 36-33 at halftime.

There were seven lead changes in the second half, the final coming with five minutes remaining in the game as Robert **Vaihola** took a pass from **Omari Moore** and scored to make it 59-57. The Spartans never gave back the lead and improved to

9-1 on the season when leading with five minutes remaining in the game.

MOORE'S HIGHLIGHTS FROM THE WIN OVER RAMS: **Omari Moore** scored a career-best 29 points and hit a career-best five three-pointers in the 78-70 win at Colorado State. He had a balanced scoring attack w/14 points in first half & 15 points in second half and was 9-of-15 from the field and a blistering 5-for-8 from three-point range. Moore assisted on five Spartans buckets which totaled 14 points of the offense.

MORE GOLD STARS IN WIN AT COLORADO STATE

***Sage Tolbert** recorded his fourth double-double of the year with 11 points and 13 rebounds including 11 defensive boards. *Four Spartans scored in double figures, led by **Omari Moore's** 29. **Alvaro Cardenas** and **Tibet Görener** each had 12 points followed by Tolbert's 11.

*The win over Colorado State is the first in Spartan men's basketball history. San José State is now 1-23 in the all-time series.

WELCOME BACK MILES: The game in Fort Collins on December 31 marked the return of **Tim Miles** to Moby Arena since the 2011-12 season when he was on the home bench as the head coach at Colorado State. Miles left the school to become the head coach at Nebraska where he coached for seven seasons. Miles had a 61-78 record in five seasons at CSU.

IRONMEN: **Alvaro Cardenas** and **Omari Moore** are the only two Spartans this season to play all 40 minutes in a regulation game. **Cardenas** has done it in six games - Alabama State, at Northern Colorado, Ball State, Fresno State (twice) and at Utah State. Moore played all 40 minutes in wins over Ball State, Santa Clara, Fresno State and Wyoming and in the losses at Boise State, Utah State and Fresno State. Moore was the only player in the UNLV game for either bench to play more than 40 minutes as he saw 41:33 of action. He also played 43:30 in the win at home over Boise State.

MOUNTAIN WEST OPENERS - MONKEY OFF THE BACK: With the 75-72 overtime win over UNLV on December 28, the Spartans started the Mountain West portion of the schedule with a 1-0 record for the first time in school history. Since joining the Mountain West in 2013-14, San José State has a 1-9 record in conference openers.

Jan. 1, 2014	H	Nevada	L, 62-50
Dec. 31, 2014	A	Utah State	L, 61-33
Dec. 30, 2015	H	Utah State	L, 80-71
Dec. 28, 2016	A	Nevada	L, 80-55
Dec. 27, 2017	A	Utah State	L, 86-72
Jan. 2, 2019	H	Fresno State	L, 73-56
Dec. 4, 2019	H	No. 25 Utah State	L, 71-59
Dec. 21, 2020	A	Utah State	L, 107-62
Jan. 11, 2022	A	Fresno State	L, 79-59
Dec. 28, 2022	H	UNLV	W-OT, 75-72

RECENT 10-WIN SEASONS: The Spartans have won 10 or more games for the first time since the 2016-17 season when the team finished 14-16 overall. This year, the 10th win came against UNLV on December 28. In the past 30 years, the team

has won 10 or more games in just 13 seasons.

2022-23	17-12, 8-8 MW	Tim Miles
2016-17	14-16, 7-11 MW	Dave Wojcik
2010-11	17-16, 5-11 WAC	George Nessman
2009-10	14-17, 6-10 WAC	George Nessman
2008-09	13-17, 6-10 WAC	George Nessman
2007-08	13-19, 4-12 WAC	George Nessman
2001-02	10-22, 4-14 WAC	Steve Barnes
2000-01	14-14, 6-10 WAC	Steve Barnes
1999-2000	15-15, 6-8 WAC	Steve Barnes
1998-99	12-15, 5-9 WAC	Phil Johnson
1996-97	13-14, 5-11 WAC	Stan Morrison
1995-96	13-17, 9-9 Big West	Stan Morrison
1993-94	15-12, 11-7 Big West	Stan Morrison

HOME-OPENER CONFERENCE WIN: The win over UNLV on December 28 ended another Spartan drought as the program had not won its home conference opener since 2009-10. That season, the Spartans won the home opener & first WAC game with a 78-75 win over Idaho on January 4, 2010.

SPARTANS START 2-0 IN MW PLAY: San José State started conference play 2-0 for the first time since the 2012-13 season. As a member of the Western Athletic Conference, the Spartans started the conference season 2-0 with wins at Texas State, 72-55 (12/29/12) and at UTSA, 80-67 (12/31/12).

MOST NON-CONFERENCE WINS SINCE 2010-11: With nine non-conference wins this season, the Spartans won the most since the 2010-11 season when SJSU won 10 non-conference contests. The last team to win nine non-conference games was the 1999-2000 team who finished the year 15-15.

BENCH SCORING KEY IN SPARTAN WIN OVER UNLV: In the teams 75-72 overtime-win over UNLV, the Spartan bench scored 33 of the 75 points, accounting for 44 percent of the offense for the game. **Tibet Görener** scored 11 points to lead the five bench players. **Robert Vaihola** came off the bench and led the team with a career-best 13 rebounds, his second double-digit rebound game of the season.

DOUBLE-DOUBLES THIS SEASON: Four Spartans have recorded nine double-doubles in 29 games played. In the Bethesda game, **Robert Vaihola** led the team with 14 points and had 10 rebounds, while **Sage Tolbert III** grabbed a team-best 14 rebounds with 13 points. **Trey Anderson** recorded his first of the season and second of his Spartan career at Northern Colorado with 11 points and 11 rebounds in the win. Tolbert had his second double-double with 12 points and 11 rebounds in the loss at No. 11 Arkansas, followed that up with 18 points and 12 rebounds at Santa Clara and then had 11 points and 13 rebounds in the program's first win at Colorado State. Vaihola added another double-double with 18 points and 10 rebounds in a home win over Air Force in January. **Ibrahima Diallo** joined this list after recording 10 points and 10 rebounds against Wyoming on February 4. Vaihola added another one with 15 points and 11 points in the win over Boise State.

SPARTANS COME BACK IN 11-POINT WIN AT SANTA CLARA:

Trailing 37-29 at halftime at Santa Clara on December 10, San José State used a 46-point second half to defeat the Broncos, 75-64 at the Leavey Center. **Omari Moore** led the Spartans with 24 points, while **Sage Tolbert III** had 18 points and a team-best 12 rebounds in the win.

PLENTY OF POSITIVES IN TRIP TO #11 ARKANSAS: Despite the 99-58 loss at No. 11 Arkansas on Saturday, the Spartans came away with plenty of positive notes from the game. **Omari Moore** scored a season-high 21 points, his second 20+-point game this season and sixth of his career. Moore also dished out four assists and had a season-best four steals. **Sage Tolbert III** had his second double-double of the season with 12 points and 11 rebounds. **Ibrahima Diallo** scored 10 points, his second consecutive in double figures and the first time to accomplish back-to-back double-figure scoring games in his SJSU career.

VAIHOLA HITS GAME-WINNER AGAINST BALL STATE: **Robert Vaihola** came off the bench against Ball State to hit the game-winning shot with 1.7 seconds remaining and grabbed the inbounds pass to steal the ball and secure the 67-65 victory over Ball State in the fifth place game of the Baha Mar Hoops Nassau Championship in Nassau. Vaihola was a key contributor for the Spartans in the second half, scoring 13 of his 15 points in 11 minutes of the second half.

He grabbed five offensive rebounds in the second half, none bigger than the one off of Moore's layup with under five seconds remaining in the game. Vaihola grabbed the board and put it back for the game-winner with 1.7 seconds left.

FIVE SCORERS, ONE GAME: In the win over Ball State, San José State had five players score in double figures, led by **Robert-2Vaihola** and **Omari Moore** with 15 points each. **Trey Anderson** added 11 points, and **Alvaro Cardenas** and **Ibrahima Diallo** each scored 10.

BEST START SINCE 1996-97: The Spartans started the season with a 6-2 overall record, the best start for a Spartan team since 1996-97. That team started 8-2, winning the Cable Car Classic at the SJ Arena with an upset win of No. 19 Alabama.

TOLBERT ALMOST PERFECT AGAINST GOLDEN GRIZZLIES:

Sage Tolbert III was nearly perfect in the win over Oakland in the Bahamas. He led the team with 25 points as he went 11-for-12 from the field, including 1-of-1 from three-point range, and 2-of-2 from the free throw line. It was his first 20-point game in his collegiate career, whether at SJSU or Temple.

LARGEST CROWD TO WITNESS A SPARTAN MBB GAME:

19,200. That's the attendance number listed for the San José State-Arkansas game at the Bud Walton Arena in Fayetteville on December 3. That number marks the largest crowd to witness a San José State men's basketball game. The 2012-13 Spartans played in front of 16,300 fans at Kansas.

TREY ANDERSON, QUIET ASSASSIN: While not always the main focus of many opponents, **Trey Anderson** quietly makes his impact on the Spartan team. He scored in double figures in six games with 19 points against Oakland and at UNLV and added a team-best 16 points against North Texas. He had his first double-double of the season with 11 points and 11 rebounds at Northern Colorado. Anderson has made at least two three-point field goals in 11 games including 4-for-4 against North Texas and five at UNLV. He is shooting 38.6 percent from the field, 38 percent from three-point range and 88.2 percent from the free throw line.

NORTHERN COLORADO WIN = LOTS OF POSITIVES: With the team's first road win of the season at Northern Colorado, the Spartans came out of the game with plenty of positives. **Omari Moore** led the Spartans with 20 points, the first 20-point game for an SJSU player this season. **Trey Anderson** had his first double-double of the season with 11 points and 11 rebounds. **Safe Tolbert III** scored a then-career-best 17 points.

DIALLO SETS EVENT CENTER BLOCKS RECORD: In the win over Alabama State on November 15, **Ibrahima Diallo** blocked eight Hornets' shots to set a new Provident Credit Union Event Center record for a Spartan player. He broke the Spartan record of seven set by Brandon Clarke against UNLV on January 28, 2017. The Spartans were one short of tying the team's record of nine, set in three different games. Diallo was also one block short of tying the school record of nine set by Menelik Barbary against Idaho at the WAC Tournament on March 6, 2007.

BLOCKS - EVENT CENTER RECORD

San José State player

..... **8, Ibrahima Diallo, vs. Alabama State, Nov. 15, 2022**

Opponent player.....8, Hiram Fuller, Fresno State, Feb. 19, 2003

San José State9, vs. UC Santa Cruz, Nov. 20, 2012

.....9, vs. Utah State, Jan. 5, 2006

.....9, vs. UC Santa Barbara, Nov. 24, 1999

Opponent.....11, Nevada, Mar. 2, 2006

.....11, Hawaii, Feb. 4, 2006

4 WINS BEFORE THANKSGIVING: For the first time in school history, the Spartans recorded four wins before the Thanksgiving holiday. Prior to this season, only two teams had won three games before the holiday. The 2010-11 team was the first to accomplish this feat, starting the year 3-0 and played only four games before Thanksgiving. The 2019-20 team played seven games before Thanksgiving and recorded three wins.

SPARTANS RECORD ONE OF BEST STARTS IN SCHOOL

HISTORY: The 2022-23 Spartans had one of the best starts in school history since 1950. The previous best start was 26 years ago in 1996-97 when that team started 6-1 and 8-2, with a win over nationally-ranked Alabama en route to winning the Cable Car Classic. Other SJSU teams that started 4-1 or better are listed below (since 1950).

2010-11	4-1	Finished 17-16, 5-11 WAC, CBI First Rd.
1996-97	6-1	Finished 13-14, 5-11 WAC
1985-86	6-1	Finished 16-12, 9-9 Big West
1980-81	4-1, 16-3	Finished 22-9, 10-4 Big West
1974-75	4-1	Finished 16-13, 4-6 PCAA
1973-74	7-1	Finished 11-15, 2-10 PCAA
1967-68	4-1	Finished 13-12
1962-63	5-1	Finished 14-10
1961-62	5-1	Finished 11-14
1956-57	6-1	Finished 13-12
1955-56	5-1	Finished 15-10
1951-52	7-0	Finished 15-10
1950-51	4-1	Finished 18-12, NCAA Tournament

UP NEXT: The Spartans finish the MW schedule this Saturday at Air Force beginning at 2 p.m. MT/1 p.m. PT. Fans can watch on Altitude or the Mountain West Network. After the game, the 2023 MW Championship bracket will be announced and the Spartans first opponent and game time will be announced then. The men's tournament takes place March 8-11 at the Thomas & Mack Center.

Starting Lineups

Game	Guard	Guard	Forward	Forward	Center	Record
GA. SOUTHERN	Alvaro Cardenas	Omari Moore	Trey Anderson	Sage Tolbert	Ibrahima Diallo	1-0
BETHESDA	Alvaro Cardenas	Omari Moore	Trey Anderson	Sage Tolbert	Ibrahima Diallo	2-0
ALABAMA STATE	Alvaro Cardenas	Omari Moore	Trey Anderson	Sage Tolbert	Ibrahima Diallo	3-0
HOFSTRA	Alvaro Cardenas	Omari Moore	Trey Anderson	Sage Tolbert	Ibrahima Diallo	3-1
at Northern Colorado	Alvaro Cardenas	Omari Moore	Trey Anderson	Sage Tolbert	Ibrahima Diallo	4-1
\$North Texas	Alvaro Cardenas	Omari Moore	Trey Anderson	Sage Tolbert	Ibrahima Diallo	4-2
\$Oakland	Alvaro Cardenas	Omari Moore	Trey Anderson	Sage Tolbert	Ibrahima Diallo	5-2
\$Ball State	Alvaro Cardenas	Omari Moore	Trey Anderson	Sage Tolbert	Ibrahima Diallo	6-2
at #11 Arkansas	Alvaro Cardenas	Omari Moore	Trey Anderson	Sage Tolbert	Ibrahima Diallo	6-3
CSU BAKERSFIELD	Alvaro Cardenas	Omari Moore	Trey Anderson	Sage Tolbert	Ibrahima Diallo	7-3
at Santa Clara	Alvaro Cardenas	Omari Moore	Trey Anderson	Sage Tolbert	Ibrahima Diallo	8-3
at Pacific	Alvaro Cardenas	Omari Moore	Trey Anderson	Sage Tolbert	Ibrahima Diallo	8-4
CAL POLY	Alvaro Cardenas	Omari Moore	Trey Anderson	Sage Tolbert	Ibrahima Diallo	9-4
UNLV	Alvaro Cardenas	Omari Moore	Trey Anderson	Sage Tolbert	Ibrahima Diallo	10-4
at Colorado State	Alvaro Cardenas	Omari Moore	Trey Anderson	Sage Tolbert	Ibrahima Diallo	11-4
at Boise State	Alvaro Cardenas	Omari Moore	Trey Anderson	Sage Tolbert	Ibrahima Diallo	11-5
NEVADA	Alvaro Cardenas	Omari Moore	Trey Anderson	Sage Tolbert	Ibrahima Diallo	11-6
FRESNO STATE	Alvaro Cardenas	Omari Moore	Trey Anderson	Sage Tolbert	Ibrahima Diallo	12-6
at New Mexico	Alvaro Cardenas	Omari Moore	Trey Anderson	Sage Tolbert	Ibrahima Diallo	12-7
at Utah State	Alvaro Cardenas	Omari Moore	Trey Anderson	Sage Tolbert	Ibrahima Diallo	12-8
AIR FORCE	Alvaro Cardenas	Omari Moore	Trey Anderson	Sage Tolbert	Ibrahima Diallo	13-8
at San Diego State	Alvaro Cardenas	Omari Moore	Trey Anderson	Sage Tolbert	Ibrahima Diallo	13-9
WYOMING	Alvaro Cardenas	Omari Moore	Trey Anderson	Sage Tolbert	Ibrahima Diallo	14-9
at Fresno State	Alvaro Cardenas	Omari Moore	Trey Anderson	Sage Tolbert	Ibrahima Diallo	14-10
UTAH STATE	Alvaro Cardenas	Omari Moore	Trey Anderson	Sage Tolbert	Ibrahima Diallo	15-10
at UNLV	Alvaro Cardenas	Omari Moore	Trey Anderson	Sage Tolbert	Ibrahima Diallo	16-10
NEW MEXICO	Alvaro Cardenas	Omari Moore	Trey Anderson	Sage Tolbert	Ibrahima Diallo	16-11
at Nevada	Alvaro Cardenas	Omari Moore	Trey Anderson	Sage Tolbert	Ibrahima Diallo	16-12
BOISE STATE	Alvaro Cardenas	Omari Moore	Trey Anderson	Sage Tolbert	Ibrahima Diallo	17-12
COLORADO STATE						
at Air Force						

2022-23 San José State Men's Basketball Roster

NO	NAME	POS	HT	WT	YR	HOMETOWN/LAST SCHOOL
0	Myron (MJ) Amey, Jr.	G	6-2	178	SO	Vacaville, Calif./Scotland Prep (Pa.)
1	Garrett Anderson	G	6-5	185	FR	Phoenix, Ariz./PHH Prep
2	Max Allen	F	6-9	260	FR	Las Vegas, Nev./Coronado HS
4	Leo Torbor	G	6-3	175	FR	Brooklyn Center, Minn./Park Center HS
5	Ibrahima Diallo	C	7-0	220	JR	Saly, Senegal/Ohio State
10	Omari Moore	G	6-6	195	SR	Pasadena, Calif./Middlebrooks Academy
11	JT Elder	G	6-7	190	FR	Tucson, Ariz./PHH Prep
12^	Uchenna Ndigwe	G	6-4		JR	Los Angeles, Calif./King/Drew Medical Magnet HS
13	Alvaro Cardenas	G	6-1	180	SO	Granada, Spain/Get Better Academy
15	Trey Anderson	F	6-7	206	JR	San Diego, Calif./University of South Carolina
20	Kellen King	G	6-4	190	SR	Brentwood, Tenn./Missouri-St. Louis
21	Nico D'Augusta	G	6-3	200	FR	San Jose, Calif./Valley Christian HS
22	Robert Vaihola	F	6-8	245	SO	San Mateo, Calif./Fresno State
23	Sage Tolbert III	F	6-8	210	SR	New Orleans, La./Temple
25	Ryen Perry	G	6-2	185	JR	Placentia, Calif./Fullerton College
31	Tibet Görener	F	6-9	200	SO	Istanbul, Turkey/Orange Lutheran HS/Arizona
33*	Kevin Simeth	F	6-7	207	FR	Geneva, Switzerland/Collège Voltaire

Head Coach: Tim Miles (University of Mary, 1989), 2nd season

Assistant Coach: Ben Johnson (UW-Green Bay, 1992)

Assistant Coach: Damany Hendrix (Lamar, 2003)

Assistant Coach: Jeff Strohm (Eastern Illinois, 1988)

Director of Basketball Operations: Trent Miyagishima (San José State, 2017)

* - will wear 12 on the road in the blue uniform

^ - will not travel on the road

Pronunciation Guide

Alvaro Cardenas -AL-vuh-roh car-DEE-nes
 Ibrahima Diallo -EE-bruh-hee-mah DEE-ah-low
 Tibet Görener - GOR-eh-nur
 Omari Moore - OH-mar-ee
 Robert Vaihola - VYE-oh-lah

Damany Hendrix - DAH-mah-nee
 Trent Miyagishima - MEE-yah-guh-she-mah

The Spartans on Social Media Men's Basketball

Facebook - /SJSUMBB
 Twitter - @SanJoseStateMBB
 Instagram - @sanjosestatembb
 Tik Tok - @sjsubasketball

Athletics Department

Facebook - /SJSUspartans
 Twitter - @SJSUAthletics
 Instagram - @sjsuspartans
 YouTube - /SJSUAthletics



#0 MJ AMEY
Guard • 6-2 • SO
Vacaville, Calif.



#1 GARRETT ANDERSON
Guard • 6-5 • FR
Phoenix, Ariz.



#2 MAX ALLEN
Forward • 6-9 • FR
Las Vegas, Nev.



#4 LEO TORBOR
Guard • 6-3 • FR
Brooklyn Center, Minn.



5 IBRAHIMA DIALLO
Center • 7-0 • JR
Saly, Senegal




10 OMARI MOORE
Guard • 6-6 • SR
Pasadena, Calif.




11 JT ELDER
Guard • 6-7 • FR
Tucson, Ariz.



#13 ALVARO CARDENAS
Guard • 6-1 • SO
Granada, Spain



#15 TREY ANDERSON
Forward • 6-7 • JR
San Diego, Calif.




#20 KELLEN KING
Guard • 6-4 • SR
Brentwood, Tenn.



#21 NICO D'AUGUSTA
Guard • 6-3 • FR
San Jose, Calif.




#22 ROBERT VAIHOLA
Forward • 6-8 • SO
San Mateo, Calif.



#23 SAGE TOLBERT III
Forward • 6-8 • SR
New Orleans, La.



#25 RYEN PERRY
Guard • 6-2 • JR
Placentia, Calif.



#31 TIBET GÖRENER
Forward • 6-9 • SO
Istanbul, Turkey



#33 KEVIN SIMETH
Forward • 6-7 • FR
Geneva, Switzerland



Tim Miles
Head Coach



Ben Johnson
Assistant Coach



Damany Hendrix
Assistant Coach



Jeff Strohm
Assistant Coach



**Tim
Miles
Head Coach**

Tim Miles is in his second year at San José State and his 26th season of coaching after being named head coach on April 6, 2021.

He made an immediate impact on the Spartan faithful as he won his 400th career game in SJSU's 2021-22 season-opening win over Cal State Fullerton, 78-76, on November 11, 2021.

Miles spent seven seasons as the Nebraska head coach from 2012-19. The Cornhuskers witnessed unprecedented success making their first NCAA tournament in 16 years during the 2013-14 season. He was named the Jim Phelan Award winner for National Coach of the Year and earned Big Ten Coach of the Year.

That season made Nebraska the talk of college basketball after reaching the tournament despite being selected to finish last in the Big Ten standings in the preseason poll. The Cornhuskers overcame a 1-5 start in conference play by winning 10 out of their last 12 games to finish fourth in the standings with an 11-7 record. Among those wins was a 60-51 victory over No. 9 Michigan State, the program's first road win over a top-10 program since 1997, and a 77-68 defeat of Wisconsin, who would later go on to advance to the 2014 Final Four.

The turnaround at Nebraska began immediately under Miles' wing with the Cornhuskers seeing a three-win improvement from 12 to 15 wins in the 2012-13 year. With just one returning starter, Miles and company defeated three NCAA Tournament teams and finished the year off with a victory over Purdue in the Big Ten Tournament.

After the success of the Huskers' NCAA Tournament appearance in 2013-14, the following season saw more firsts for the Nebraska program as they achieved a national ranking for the first time since 1995.

In 2017-18, Miles led the Cornhuskers to one of their most successful seasons in program history. Nebraska won 22 games, their most since the 1990-91 campaign, with a school record 13 wins in conference play and earned a bid to the NIT for their first postseason appearance in four seasons. In Miles' final season at Nebraska, the Huskers won 19 games and earned another top-25 ranking in the Associated Press poll. They advanced to their second-straight NIT.

Prior to his extended stint at Nebraska, Miles made a name for himself at Colorado State where he took the Rams to new heights and laid the foundation for what is now one of the top teams in the Mountain West. In five seasons at the helm, he increased his win total in each season with his best year being the 2011-12 campaign that saw CSU defeat a school-record three ranked teams en route to their first 20-plus win season since 1997-98. The Rams finished with a 20-12 record, put three players on the all-conference team, and advanced to the NCAA Tournament for the first time in nine years. For his efforts, Miles was named the District VIII Coach of the Year by the U.S. Basketball Writers Association.

Before going to CSU, Miles was the head coach of the Bison of North Dakota State for six seasons, where he guided the program through their transition to Division I. The Bison reached at least 16 wins in each of Miles' final five

seasons at the helm. One of their biggest moments came in 2005-06 against 13th-ranked Wisconsin. NDSU handed the Badgers a 62-55 loss, snapping Wisconsin's 27-game win streak against non-conference opponents. The loss was also just one of 10 non-conference home losses for the Badgers under hall of fame coach Bo Ryan. Miles was awarded the CBS Sportsline Division I Independent Coach of the Year and was a finalist for the Hugh Durham Mid-Major Coach of the Year Award.

Miles was also the catalyst for turning around Southwest Minnesota State University, who he guided for four seasons before joining North Dakota State. Prior to Miles' arrival, the Mustangs had just one winning season in the previous decade. Miles changed all of that by posting a 78-39 four-year total, including a program-record 28-win season in 2001. The Mustangs won the 2001 Northern Sun Intercollegiate Conference Championship as well as the NCAA North Central Regional Championship before advancing to the Division II Elite Eight. Miles was named the NSIC and North Central Region Coach of the Year Awards for his unprecedented success.

Miles made his head coaching debut as the head man at Mayville (N.D.) State University. The program was just 4-44 in the previous two seasons before Miles took over, and in the first of many instances of changing a program's culture, he was able to turn things around and led them to a 35-22 record in three seasons. Miles was inducted into the Mayville State Hall of Fame in 2016.

A native of Doland, S.D., Miles graduated from the University of Mary in Bismarck, N.D., in 1989. He then earned his master's degree in health and physical education from Northern State in 1990. In 2007, he was inducted into the University of Mary Hall of Fame.

Following his stint at Nebraska, Miles took a brief two-year pause from coaching, turning in his whistle for a microphone. He began working with the Big Ten Network, Fox Sports and FS1 as an analyst in 2019 and also lent his talents to a podcast called "Inside the Mind of Miles" as part of the "Field of 68" college basketball media network.

Miles and his wife, Kari, have a daughter, Ava, and a son, Gabe. They have a yellow lab, appropriately named Sammy.

SEASON-BY-SEASON WITH TIM MILES

Year	School	Record	Postseason
1995-96	Mayville State	17-11 (9-3)	NAIA-II First Round
1996-97	Mayville State	18-11 (10-2)	NAIA-II First Round
1997-98	SW Minnesota State	16-11 (7-5)	
1998-99	SW Minnesota State	16-11 (7-5)	
1999-2000	SW Minnesota State	18-10 (12-6)	
2000-01	SW Minnesota State	28-7 (17-1)	NCAA DII Elite Eight
2001-02	North Dakota State	11-15 (5-13)	
2002-03	North Dakota State	20-11 (9-7)	
2003-04	North Dakota State	16-13 (8-6)	
2004-05	North Dakota State	16-12	
2005-06	North Dakota State	16-12	
2006-07	North Dakota State	20-8	
2007-08	Colorado State	7-25 (0-16)	
2008-09	Colorado State	9-22 (4-12)	
2009-10	Colorado State	16-16 (7-9)	CBI First Round
2010-11	Colorado State	19-13 (9-7)	NIT First Round
2011-12	Colorado State	20-12 (8-6)	NCAA First Round
2012-13	Nebraska	15-18 (5-13)	
2013-14	Nebraska	19-13 (11-7)	NCAA First Round
2014-15	Nebraska	13-18 (5-13)	
2015-16	Nebraska	16-18 (6-12)	
2016-17	Nebraska	12-19 (6-12)	
2017-18	Nebraska	22-11 (13-5)	NIT First Round
2018-19	Nebraska	19-17 (6-14)	NIT Second Round
2021-22	San José State	8-23 (1-17)	
2022-23	San José State	17-12 (8-8)	?
26 seasons		424-369 (.535), 3 NCAA (2 D1), 3 NIT	



2022-23 San Jose St. Men's Basketball Combined Team Statistics All games

Game Records

Record	Overall	Home	Away	Neutral
ALL GAMES	17-12	11-3	4-8	2-1
CONFERENCE	8-8	6-2	2-6	0-0
NON-CONFERENCE	9-4	5-1	2-2	2-1

Score by Periods

Team	1st	2nd	OT	TOT
San Jose St.	954	992	26	1972
Opponents	921	1013	17	1951

Team Box Score

No.	Player				Total		3-Point		F-Throw		Rebounds											
		GP-GS	MIN	AVG	FG-FGA	FG%	3FG-3FGA	3FG%	FT-FTA	FT%	OFF	DEF	TOT	AVG	PF	DQ	A	TO	BLK	STL	PTS	AVG
10	MOORE, Omari	29-29	1047:31	36.1	178-416	.428	55-161	.342	85-110	.773	26	106	132	4.6	34	0	139	78	19	19	496	17.1
13	CARDENAS, Alvaro	29-29	965:07	33.3	98-275	.356	46-142	.324	38-48	.792	12	70	82	2.8	60	0	96	56	2	20	280	9.7
23	TOLBERT, Sage	29-29	821:05	28.3	90-192	.469	19-55	.345	39-61	.639	68	145	213	7.3	63	2	27	35	12	19	238	8.2
22	VAIHOLA, Robert	29-0	565:49	19.5	98-133	.737	0-0	.000	31-54	.574	85	100	185	6.4	53	1	16	38	15	12	227	7.8
5	DIALLO, Ibrahima	29-29	529:48	18.3	81-132	.614	0-1	.000	32-60	.533	60	116	176	6.1	75	1	16	35	51	10	194	6.7
31	GORENER, Tibet	28-0	567:38	20.3	59-178	.331	45-139	.324	8-16	.500	14	44	58	2.1	31	0	19	16	6	8	171	6.1
15	ANDERSON, Trey	29-29	708:05	24.4	56-145	.386	35-92	.380	30-34	.882	19	56	75	2.6	76	1	28	34	5	9	177	6.1
0	AMEY, JR., Myron	9-0	117:25	13.0	18-48	.375	7-22	.318	7-9	.778	1	9	10	1.1	8	0	7	8	1	3	50	5.6
1	ANDERSON, Garrett	24-0	223:56	9.3	24-71	.338	13-42	.310	15-18	.833	5	19	24	1.0	15	0	5	5	2	7	76	3.2
11	ELDER, JT	16-0	91:53	5.7	8-26	.308	1-9	.111	9-12	.750	4	6	10	0.6	12	0	2	10	0	0	26	1.6
2	ALLEN, Max	8-0	54:43	6.8	3-9	.333	0-3	.000	4-6	.667	4	12	16	2.0	11	0	5	4	0	1	10	1.3
20	KING, Kellen	10-0	36:23	3.6	3-7	.429	1-2	.500	3-4	.750	0	7	7	0.7	1	0	3	4	1	2	10	1.0
4	TORBOR, Leo	11-0	63:21	5.8	4-7	.571	0-0	.000	1-11	.091	4	4	8	0.7	8	0	2	3	0	0	9	0.8
33	SIMETH, Kevin	9-0	26:27	2.9	3-4	.750	0-0	.000	0-4	.000	2	7	9	1.0	1	0	0	2	1	0	6	0.7
25	PERRY, Rylen	6-0	12:27	2.1	0-2	.000	0-2	.000	2-2	1.000	0	1	1	0.2	0	0	0	2	0	1	2	0.3
12	NDIGWE, Uchenna	1-0	01:26	1.4	0-0	.000	0-0	.000	0-0	.000	0	0	0	0.0	0	0	0	0	0	0	0	0.0
21	D'AUGUSTA, Nico	6-0	16:55	2.8	0-4	.000	0-4	.000	0-0	.000	0	2	2	0.3	2	0	0	1	0	0	0	0.0
Team											48	48	96					21				
Total		29	5850		723-1649	.438	222-674	.329	304-449	.677	352	752	1104	38.1	450	5	365	352	115	111	1972	68.0
Opponents		29	5850		693-1629	.425	204-578	.353	361-462	.781	227	632	859	29.6	430	3	353	237	77	154	1951	67.3

Team Statistics

	SJSU	OPP
Scoring	1972	1951
Points per game	68.0	67.3
Scoring margin	+0.7	-
Field goals-att	723-1649	693-1629
Field goal pct	.438	.425
3 point fg-att	222-674	204-578
3-point FG pct	.329	.353
3-pt FG made per game	7.7	7.0
Free throws-att	304-449	361-462
Free throw pct	.677	.781
F-Throws made per game	10.5	12.4
Rebounds	1104	859
Rebounds per game	38.1	29.6
Rebounding margin	+8.4	-
Assists	365	353
Assists per game	12.6	12.2
Turnovers	352	237
Turnovers per game	12.1	8.2
Turnover margin	-4.0	-
Assist/turnover ratio	1.0	1.5
Steals	111	154
Steals per game	3.8	5.3
Blocks	115	77
Blocks per game	4.0	2.7
Winning streak	1	-
Home win streak	1	-
Attendance	30377	86744
Home games-Avg/Game	14-2170	12-7229
Neutral site-Avg/Game	-	3-252

Team Results

Date	Opponent		Score	Att.
11/08/2022	Ga. Southern	W	63-48	2241
11/12/2022	Bethesda (CA)	W	90-68	1322
11/15/2022	Alabama St.	W	70-57	1587
11/17/2022	Hofstra	L	76-85	1652
11/19/2022	at Northern Colo.	W	80-69	1065
11/25/2022	vs North Texas	L	54-69	248
11/26/2022	vs Oakland	W	80-67	239
11/27/2022	vs Ball St.	W	67-65	270
12/03/2022	at Arkansas	L	58-99	19200
12/06/2022	CSU Bakersfield	W	58-48	1546
12/10/2022	at Santa Clara	W	75-64	1225
12/17/2022	at Pacific	L	58-59	1392
12/20/2022	Cal Poly	W	65-43	1233
12/28/2022	UNLV	Wot	75-72	2234
12/31/2022	at Colorado St.	W	78-70	4268
01/03/2023	at Boise St.	L	64-67	8113
01/07/2023	Nevada	L	40-67	2871
01/10/2023	Fresno St.	W	74-64	2084
01/17/2023	at New Mexico	L	57-77	11519
01/21/2023	at Utah St.	L	74-75	8895
01/24/2023	Air Force	W	82-52	3371
01/28/2023	at San Diego St.	L	51-72	12414
02/04/2023	Wyoming	W	84-64	2609
02/07/2023	at Fresno St.	L	62-70	5090
02/11/2023	Utah St.	W	69-64	2389
02/14/2023	at UNLV	W	75-66	4783
02/17/2023	New Mexico	L	68-96	2917
02/21/2023	at Nevada	L	51-66	8780
02/25/2023	Boise St.	Wot	74-68	2321



2022-23 San Jose St. Men's Basketball Combined Team Statistics In Conference games

Game Records

Record	Overall	Home	Away	Neutral
ALL GAMES	8-8	6-2	2-6	0-0
CONFERENCE	8-8	6-2	2-6	0-0
NON-CONFERENCE	0-0	0-0	0-0	0-0

Score by Periods

Team	1st	2nd	OT	TOT
San Jose St.	495	557	26	1078
Opponents	525	568	17	1110

Team Box Score

No.	Player				Total		3-Point		F-Throw		Rebounds											
		GP-GS	MIN	AVG	FG-FGA	FG%	3FG-3FGA	3FG%	FT-FTA	FT%	OFF	DEF	TOT	AVG	PF	DQ	A	TO	BLK	STL	PTS	AVG
10	MOORE, Omari	16-16	604:29	37.8	109-259	.421	37-107	.346	60-74	.811	13	56	69	4.3	20	0	81	46	11	8	315	19.7
13	CARDENAS, Alvaro	16-16	544:05	34.0	53-152	.349	26-80	.325	21-29	.724	10	37	47	2.9	35	0	55	35	2	17	153	9.6
22	VAIHOLA, Robert	16-0	370:18	23.1	62-83	.747	0-0	.000	18-32	.563	55	59	114	7.1	36	1	8	18	12	9	142	8.9
31	GORENER, Tibet	15-0	338:30	22.6	37-114	.325	27-89	.303	3-7	.429	8	23	31	2.1	18	0	9	11	5	3	104	6.9
23	TOLBERT, Sage	16-16	457:04	28.6	41-107	.383	9-35	.257	18-24	.750	34	73	107	6.7	35	0	7	20	8	13	109	6.8
5	DIALLO, Ibrahima	16-16	293:58	18.4	43-68	.632	0-1	.000	18-33	.545	44	62	106	6.6	42	0	7	16	23	4	104	6.5
0	AMEY, JR., Myron	1-0	06:17	6.3	2-4	.500	1-3	.333	0-0	.000	0	0	0	0.0	0	0	0	0	0	0	5	5.0
15	ANDERSON, Trey	16-16	359:32	22.5	25-79	.316	17-50	.340	8-11	.727	8	24	32	2.0	43	0	12	19	3	6	75	4.7
1	ANDERSON, Garrett	15-0	158:49	10.6	14-49	.286	8-28	.286	14-16	.875	3	17	20	1.3	10	0	3	4	2	7	50	3.3
11	ELDER, JT	9-0	42:43	4.7	3-11	.273	1-5	.200	7-10	.700	4	5	9	1.0	5	0	1	4	0	0	14	1.6
20	KING, Kellen	5-0	10:54	2.2	1-4	.250	0-1	.000	2-2	1.000	0	3	3	0.6	0	0	0	1	0	1	4	0.8
4	TORBOR, Leo	6-0	36:35	6.1	1-3	.333	0-0	.000	1-6	.167	0	3	3	0.5	6	0	1	1	0	0	3	0.5
25	PERRY, Ryen	4-0	08:11	2.0	0-2	.000	0-2	.000	0-0	.000	0	1	1	0.3	0	0	0	1	0	0	0	0.0
21	D'AUGUSTA, Nico	3-0	07:16	2.4	0-1	.000	0-1	.000	0-0	.000	0	2	2	0.7	0	0	0	0	0	0	0	0.0
33	SIMETH, Kevin	5-0	09:52	2.0	0-0	.000	0-0	.000	0-2	.000	1	1	2	0.4	0	0	0	0	0	0	0	0.0
12	NDIGWE, Uchenna	1-0	01:26	1.4	0-0	.000	0-0	.000	0-0	.000	0	0	0	0.0	0	0	0	0	0	0	0	0.0
											31	28	59				12					
Total		16	3250		391-936	.418	126-402	.313	170-246	.691	211	394	605	37.8	250	1	184	188	66	68	1078	67.4
Opponents		16	3250		405-896	.452	110-308	.357	190-242	.785	124	370	494	30.9	237	3	213	135	52	85	1110	69.4

Team Statistics

	SJSU	OPP
Scoring	1078	1110
Points per game	67.4	69.4
Scoring margin	-2.0	-
Field goals-att	391-936	405-896
Field goal pct	.418	.452
3 point fg-att	126-402	110-308
3-point FG pct	.313	.357
3-pt FG made per game	7.9	6.9
Free throws-att	170-246	190-242
Free throw pct	.691	.785
F-Throws made per game	10.6	11.9
Rebounds	605	494
Rebounds per game	37.8	30.9
Rebounding margin	+6.9	-
Assists	184	213
Assists per game	11.5	13.3
Turnovers	188	135
Turnovers per game	11.8	8.4
Turnover margin	-3.3	-
Assist/turnover ratio	1.0	1.6
Steals	68	85
Steals per game	4.3	5.3
Blocks	66	52
Blocks per game	4.1	3.3
Winning streak	1	-
Home win streak	1	-
Attendance	20796	63862
Home games-Avg/Game	8-2600	8-7983
Neutral site-Avg/Game	-	0-0

Team Results

Date	Opponent		Score	Att.
12/28/2022	UNLV	Wot	75-72	2234
12/31/2022	at Colorado St.	W	78-70	4268
01/03/2023	at Boise St.	L	64-67	8113
01/07/2023	Nevada	L	40-67	2871
01/10/2023	Fresno St.	W	74-64	2084
01/17/2023	at New Mexico	L	57-77	11519
01/21/2023	at Utah St.	L	74-75	8895
01/24/2023	Air Force	W	82-52	3371
01/28/2023	at San Diego St.	L	51-72	12414
02/04/2023	Wyoming	W	84-64	2609
02/07/2023	at Fresno St.	L	62-70	5090
02/11/2023	Utah St.	W	69-64	2389
02/14/2023	at UNLV	W	75-66	4783
02/17/2023	New Mexico	L	68-96	2917
02/21/2023	at Nevada	L	51-66	8780
02/25/2023	Boise St.	Wot	74-68	2321

Game Records

Record	Overall	Home	Away	Neutral
ALL GAMES	17-12	11-3	4-8	2-1
CONFERENCE	8-8	6-2	2-6	0-0
NON-CONFERENCE	9-4	5-1	2-2	2-1

Team Results

Date	Opponent		Score	Att.	High Points	High Rebounds
11/08/2022	Ga. Southern	W	63-48	2241	(14) MOORE, Omari	(9) MOORE, Omari
					(14) CARDENAS, Alvaro	
11/12/2022	Bethesda (CA)	W	90-68	1322	(14) VAIHOLA, Robert	(14) TOLBERT, Sage
11/15/2022	Alabama St.	W	70-57	1587	(19) MOORE, Omari	(7) TOLBERT, Sage
11/17/2022	Hofstra	L	76-85	1652	(17) GORENER, Tibet	(12) TOLBERT, Sage
					(17) CARDENAS, Alvaro	
11/19/2022	at Northern Colo.	W	80-69	1065	(20) MOORE, Omari	(11) ANDERSON, Trey
11/25/2022	vs North Texas	L	54-69	248	(16) ANDERSON, Trey	(4) MOORE, Omari
11/26/2022	vs Oakland	W	80-67	239	(25) TOLBERT, Sage	(9) MOORE, Omari
11/27/2022	vs Ball St.	W	67-65	270	(15) MOORE, Omari	(8) VAIHOLA, Robert
					(15) VAIHOLA, Robert	
12/03/2022	at Arkansas	L	58-99	19200	(21) MOORE, Omari	(11) TOLBERT, Sage
12/06/2022	CSU Bakersfield	W	58-48	1546	(10) CARDENAS, Alvaro	(11) DIALLO, Ibrahima
12/10/2022	at Santa Clara	W	75-64	1225	(24) MOORE, Omari	(12) TOLBERT, Sage
12/17/2022	at Pacific	L	58-59	1392	(17) CARDENAS, Alvaro	(7) DIALLO, Ibrahima
						(7) TOLBERT, Sage
12/20/2022	Cal Poly	W	65-43	1233	(15) MOORE, Omari	(8) DIALLO, Ibrahima
						(8) VAIHOLA, Robert
12/28/2022	UNLV	Wot	75-72	2234	(15) MOORE, Omari	(13) VAIHOLA, Robert
12/31/2022	at Colorado St.	W	78-70	4268	(29) MOORE, Omari	(13) TOLBERT, Sage
01/03/2023	at Boise St.	L	64-67	8113	(22) MOORE, Omari	(7) MOORE, Omari
01/07/2023	Nevada	L	40-67	2871	(10) MOORE, Omari	(8) DIALLO, Ibrahima
01/10/2023	Fresno St.	W	74-64	2084	(20) CARDENAS, Alvaro	(8) DIALLO, Ibrahima
01/17/2023	at New Mexico	L	57-77	11519	(24) MOORE, Omari	(10) VAIHOLA, Robert
01/21/2023	at Utah St.	L	74-75	8895	(20) GORENER, Tibet	(8) TOLBERT, Sage
01/24/2023	Air Force	W	82-52	3371	(26) MOORE, Omari	(10) VAIHOLA, Robert
01/28/2023	at San Diego St.	L	51-72	12414	(12) VAIHOLA, Robert	(7) MOORE, Omari
						(7) TOLBERT, Sage
02/04/2023	Wyoming	W	84-64	2609	(29) MOORE, Omari	(10) DIALLO, Ibrahima
02/07/2023	at Fresno St.	L	62-70	5090	(22) MOORE, Omari	(10) TOLBERT, Sage
02/11/2023	Utah St.	W	69-64	2389	(27) MOORE, Omari	(8) VAIHOLA, Robert
02/14/2023	at UNLV	W	75-66	4783	(19) ANDERSON, Trey	(8) DIALLO, Ibrahima
02/17/2023	New Mexico	L	68-96	2917	(18) MOORE, Omari	(9) DIALLO, Ibrahima
						(9) VAIHOLA, Robert
02/21/2023	at Nevada	L	51-66	8780	(14) GORENER, Tibet	(7) DIALLO, Ibrahima
						(7) VAIHOLA, Robert
02/25/2023	Boise St.	Wot	74-68	2321	(24) MOORE, Omari	(15) DIALLO, Ibrahima

San Jose State Player Game Highs

Points.....	29	Omari Moore, at Colorado St., 12/31
.....	29	Omari Moore, Wyoming, 2/4
FG Made.....	11	Sage Tolbert vs. Oakland, 11/26
FG Attempts.....	26	Omari Moore vs. Boise State, 2/25
3-Pt. FG Made.....	6	Alvaro Cardenas, vs. Fresno St., 1/10
.....	6	Tibet Görener, at Utah State, 1/21
3-Pt. FG Attempts.....	12	Tibet Görener, at Nevada, 2/21
Free Throws Made.....	8	Omari Moore, vs. Utah State, 2/11
Free Throws Attempts.....	9	Omari Moore, vs. UNLV, 12/28
.....	9	Omari Moore, at Fresno State, 2/7
.....	9	Omari Moore, vs. Utah State, 2/11
Rebounds.....	15	Ibrahima Diallo, vs. Boise St., 2/25
Assists.....	9	Omari Moore vs. Oakland, 11/26
.....	9	Alvaro Cardenas, vs. Fresno St., 1/10
Steals.....	4	Omari Moore at #11 Arkansas, 12/3
Blocked Shots.....	8	Ibrahima Diallo vs. Ala. St. 11/15
Turnovers.....	6	Robert Vaihola at N. Colorado, 11/19
.....	6	Omari Moore, at Boise State, 1/3
Fouls.....	5	Five occasions

San Jose State Game Highs

Points.....	90	vs. Bethesda, 11/12
Points, Half.....	47	vs. Oakland, 11/26
FG Made.....	38	vs. Bethesda, 11/12
FG Attempts.....	83	vs. Bethesda, 11/12
FG Percentage.....	.586 (17-29)	vs. North Texas, 11/25
3-Pt. FG Made.....	13	at Colorado State, 12/31
3-Pt. FG Attempts.....	33	at Nevada, 2/21
Free Throws Made.....	21	UNLV, 12/28
.....	21	vs. CSU Bakersfield, 12/6
Free Throws Attempts.....	30	UNLV, 12/28
Rebounds.....	67	vs. Bethesda, 11/12
Assists.....	22	vs. Oakland, 11/26
.....	22	vs. Bethesda, 11/12
Steals.....	8	vs. Wyoming, 2/4
Blocked Shots.....	8	vs. Alabama State, 11/15
.....	8	at Colorado State, 12/31
Turnovers.....	20	vs. North Texas, 11/25
.....	20	vs. Nevada, 1/7
Fouls.....	23	vs. Ball State, 11/27

San Jose State Game Lows

Points.....	40	vs. Nevada, 1/7
Points, Half.....	14	at San Diego State, 1/28
FG Made.....	15	vs. Nevada, 1/7
FG Attempts.....	29	vs. North Texas, 11/25
FG Percentage.....	.314 (22-70)	vs. New Mexico, 2/17
3-Pt. FG Made.....	3	vs. CSU Bakersfield, 12/6
3-Pt. FG Attempts.....	16	Cal Poly, 12/20
Free Throws Made.....	0	vs. Fresno State, 1/10
Free Throws Attempts.....	2	at Nevada, 2/21
Rebounds.....	24	vs. North Texas, 11/25
Assists.....	8	at #11 Arkansas, 12/3
.....	8	vs. Utah State, 2/11
Steals.....	0	at Colorado State, 12/31
Blocked Shots.....	0	vs. Bethesda, 11/12
Turnovers.....	4	at New Mexico, 1/17
Fouls.....	9	vs. Air Force, 1/24

Opponent Player Game Highs

Points.....	35	Taylor Perry, North Texas, 11/25
FG Made.....	13	Hunter Maldonado, Wyoming, 2/4
FG Attempts.....	22	Elijah Harkless, UNLV, 12/28
3-Pt. FG Made.....	7	Taylor Perry, North Texas, 11/25
3-Pt. FG Attempts.....	13	Steven Ashworth, Utah State, 1/21
Free Throws Made.....	10	Taylor Perry, North Texas, 11/25
Free Throws Attempts.....	12	Morris Udeze, New Mexico, 2/17
Rebounds.....	14	Morris Udeze, New Mexico, 1/17
Assists.....	10	Isaiah Stevens, Colorado State, 12/31
Steals.....	5	Jaelen House, New Mexico, 2/17
Blocked Shots.....	4	Daniel Estes, Bethesda, 11/12
Turnovers.....	4	Jalen Finch, Ga. Southern, 11/8
.....	4	Camren Pierce, Cal Poly, 12/20
.....	4	Elija Harkless, UNLV, 12/28
.....	4	Noah Reynolds, Wyoming, 2/4
.....	4	Marcus Shaver, Jr., Boise State, 2/25
Fouls.....	5	Luis Rodriguez, UNLV, 12/28
.....	5	Taviontae Jackson, Colo. St., 12/31
.....	5	Chibuzo Agbo, Boise State, 2/25

Opponent Game Highs

Points.....	99	#11 Arkansas, 12/3
FG Made.....	37	#11 Arkansas, 12/3
FG Attempts.....	74	Bethesda, 11/12
FG Percentage.....	.627 (37-59)	#11 Arkansas, 12/3
3-Pt. FG Made.....	13	North Texas, 11/24
3-Pt. FG Attempts.....	31	Bethesda, 11/12
Free Throws Made.....	24	Hofstra, 11/17
Free Throws Attempts.....	30	Hofstra, 11/17
Rebounds.....	42	Nevada, 1/7
.....	42	New Mexico, 1/17
Assists.....	22	#11 Arkansas, 12/3
Steals.....	13	North Texas, 11/25
Blocked Shots.....	7	at Fresno State, 2/7
Turnovers.....	17	Wyoming, 2/4
Fouls.....	20	UNLV, 12/28
.....	20	Alabama State, 11/15
.....	20	New Mexico, 2/17

Opponent Game Lows

Points.....	43	Cal Poly, 12/20
FG Made.....	14	Cal Poly, 12/20
FG Attempts.....	46	North Texas, 11/24
FG Percentage.....	.268 (15-56)	Georgia Southern, 11/8
3-Pt. FG Made.....	2	Cal Poly, 12/20
3-Pt. FG Attempts.....	13	#11 Arkansas, 12/3
Free Throws Made.....	4	CSU Bakersfield, 12/6
.....	4	Pacific, 12/17
Free Throws Attempts.....	7	at Boise State, 1/3
Rebounds.....	19	North Texas, 11/25
Assists.....	4	Georgia Southern, 11/8
Steals.....	1	Alabama State, 11/15
.....	1	New Mexico, 1/17
Blocked Shots.....	0	Three games
Turnovers.....	2	Colorado State, 12/31
Fouls.....	9	Bethesda, 11/12

THE LAST TIME.....

A PLAYER SCORED 30 OR MORE POINTS:

32, by Myron (MJ) Amey Jr., vs. Bethesda, Jan. 8, 2022

AN OPPONENT SCORED 30 OR MORE POINTS:

31, by Morris Udeze, New Mexico, Feb. 17, 2023

A PLAYER COLLECTED 20 OR MORE REBOUNDS:

20, by Wil Carter, at Hawai'i, Jan. 7, 2012.

AN OPPONENT COLLECTED 20 OR MORE REBOUNDS:

20, by Nico Carvacho, at Colorado State, Feb. 10, 2018

A PLAYER COLLECTED 10 OR MORE ASSISTS:

10, by Omari Moore, vs. New Mexico, Feb. 20, 2022

AN OPPONENT COLLECTED 10 OR MORE ASSISTS:

10, by Isaiah Stevens, at Colorado State, Dec. 31, 2022

A PLAYER HAD 5 OR MORE STEALS:

5, by Omari Moore, vs. UNLV, Feb. 19, 2021

AN OPPONENT HAD 5 OR MORE STEALS:

5, by Jaelen House, New Mexico, Feb. 17, 2022

A PLAYER HAD 5 OR MORE BLOCKED SHOTS:

5, by Ibrahima Diallo, at Boise State, January 3, 2023

AN OPPONENT HAD 5 OR MORE BLOCKED SHOTS:

6, by Lucas Moerman, vs. Air Force, Jan. 25, 2022

A PLAYER MADE 10 OR MORE FIELD GOALS:

10, by Omari Moore, vs. Boise State, Feb. 25, 2023

AN OPPONENT MADE 10 OR MORE FIELD GOALS:

11, by Morris Udeze, New Mexico, Feb. 17, 2023

A PLAYER ATTEMPTED 20 OR MORE FIELD GOALS:

26, Omari Moore, vs. Boise State, Feb. 25, 2023

AN OPPONENT ATTEMPTED 20 OR MORE FIELD GOALS:

22, by Elijah Harkless, UNLV, Dec. 28, 2022

A PLAYER MADE 10 OR MORE FREE THROWS:

12, by Seneca Knight, vs. UNLV, Feb. 29, 2020

AN OPPONENT MADE 10 OR MORE FREE THROWS:

10, by Tylor Perry, vs. North Texas, Nov. 25, 2022

A PLAYER MADE 5 OR MORE 3-PT FIELD GOALS:

5, Trey Anderson, at UNLV, February 14, 2023

AN OPPONENT MADE 5 OR MORE 3-PT FIELD GOALS:

6, by Anthony Holland, Fresno State, January 10, 2023

A PLAYER ATTEMPTED 10 OR MORE 3-PT FGS:

10, Omari Moore, vs. Boise State, February 25, 2023

AN OPPONENT ATTEMPTED 10 OR MORE 3-PT FIELD GOALS:

10, by Anthony Holland, Fresno State, January 10, 2023

SAN JOSÉ STATE SCORED 100 OR MORE POINTS:

118 (118-43 win) vs. Bethesda, Jan. 8, 2022

AN OPPONENT SCORED 100 OR MORE POINTS:

111 (111-80 loss) vs. Wyoming, Mar. 10, 2021

SJSU SHOT AT LEAST 60% FROM THE FIELD IN A GAME:

60.7 (34-56) at Air Force, Jan. 14, 2017

A TEAM SHOT AT LEAST 60% FROM THE FIELD IN A GAME VS. SJSU:

60.7 (34-56) by New Mexico, February 17, 2023

SAN JOSE STATE HAD TWO PLAYERS SCORE 20 POINTS IN A GAME:

32 by Myron (MJ) Amey Jr., 23 by Tibet Görener, vs. Bethesda, Jan. 8, 2022

SAN JOSÉ STATE HAD THREE OR MORE PLAYERS WITH 10 OR MORE REBOUNDS IN A GAME:

13 by Ashtin Chastain, 12 by Michael Steadman, 12 by Craig LeCesne vs. Air Force, Jan. 26, 2019

SAN JOSÉ STATE HAD FIVE OR MORE PLAYERS WITH 10 OR MORE POINTS IN A GAME:

29 by Omari Moore, 14 by Sage Tolbert, 13 by Alvaro Cardenas, 10 by Trey Anderson, 10 by Ibrahima Diallo, vs. Wyoming, Nov. 27, 2022 February 4, 2023

SAN JOSÉ STATE HAD TWO OR MORE PLAYERS WITH 10 OR MORE POINTS & 10 OR MORE REBOUNDS IN A GAME:

38 points and 12 rebounds by Richard Washington, 15 points and 12 rebounds by Omari Moore, vs. Fresno Pacific, Dec. 9, 2020

A SAN JOSÉ STATE PLAYER SCORE 30 OR MORE POINTS IN SUCCESSIVE GAMES:

30, vs. Nevada, on Feb. 12, 2011, and 35, vs. Montana State on Feb. 15, 2011, by Adrian Oliver.

A SAN JOSÉ STATE PLAYER SCORED 20 OR MORE POINTS AND COLLECTED 20 OR MORE REBOUNDS IN A GAME:

21 points and 20 rebounds on Jan. 7, 2012, by Wil Carter.

SAN JOSÉ STATE WON BY 30 OR MORE POINTS:

30 (82-52) vs. Air Force, Jan. 24, 2023

SAN JOSÉ STATE LOST BY 30 OR MORE POINTS:

41 (99-58) at #11 Arkansas, Dec. 3, 2022

SAN JOSÉ STATE WON FIVE OR MORE STRAIGHT GAMES:

5, Dec. 5, 1998 through Dec. 27, 1998.

SAN JOSÉ STATE WON AN IN-SEASON TOURNAMENT:

2011 Elgin Baylor Classic in Seattle, Wash.

SAN JOSÉ STATE BEAT A NATIONALLY-RANKED TEAM:

Alabama was ranked 19th in the Associated Press poll on Dec. 27, 1996, when San José State posted a 60-59 overtime win in the Comerica Cable Car Classic.

A SPARTAN HAD A TRIPLE-DOUBLE

18 pts, 10 reb., 10 assists, by Omari Moore, vs. New Mexico, Feb. 20, 2022

2022-23 San José State Men's Basketball

20-20-20-20



Official Basketball Box Score - Final
Ga. Southern at San Jose St.
11/08/22 Provident Credit Union Event Center, San Jose, CA
2022-23 Men's Basketball

Game Time: 7:00 PM
Game Duration: 1:43
Attendance: 2,241

Officials: John Higgins, Eric Curry, Jim Schipper

Record: 0-1

NO. Name	Min	FG M-A	3P M-A	FT M-A	Rebounds OR DR TOT	Fouls PF FD	TP	AS	TO	ST	Blocks BS BA	+/-
11 Johnny McFatten	F 07:20	0-1	0-0	0-0	1 0 1	4 1	0	0	1	0	0 0	-7
12 Andrei Savrasov	F 33:29	6-12	2-5	0-0	1 5 6	1 3	14	0	3	3	0 0	-13
0 Kaden Archie	G 22:35	0-8	0-1	0-0	1 2 3	0 1	0	0	0	0	1 2	-9
2 Jalen Finch	G 32:42	2-5	0-0	6-6	0 2 2	0 3	10	1	4	0	0 1	-9
13 Tai Strickland	G 30:27	3-13	1-3	4-4	1 4 5	2 4	11	1	0	0	0 1	-2
10 Carlos Curry	19:50	2-3	0-0	0-0	2 6 8	4 0	4	0	0	0	0 1	0
1 Cam Bryant	16:43	0-3	0-2	0-0	0 1 1	3 0	0	0	3	0	0 0	-11
3 Tyren Moore	16:04	1-6	1-2	4-4	0 0 0	1 1	7	0	0	1	0 0	-12
4 Kamari Brown	20:50	1-5	0-2	0-0	0 3 3	1 0	2	2	0	0	0 0	-14
Team					3 4 7		0		0			
Totals		15-56	4-15	14-14	9 27 36	16 13	48	4	11	4	1 5	-15

Technical Fouls: Curry 2nd 12:24

Shooting By Period	
1 st FG%	8-29 27.6%
3PT%	2-8 25.0%
FT%	4-4 100%
2 nd FG%	7-27 25.9%
3PT%	2-7 28.6%
FT%	10-10 100%
GM FG%	15-56 26.8%
3PT%	4-15 26.7%
FT%	14-14 100.0%

Dead Ball Rebounds: 0, 0



Official Basketball Box Score - Final
Bethesda (CA) at San Jose St.
11/12/22 Provident Credit Union Event Center, San Jose, CA
2022-23 Men's Basketball

Game Time: 1:00 PM
Game Duration: 1:33
Attendance: 1,322

Officials: Randy McCall, Amy Bonner, Crystal Hogan

Record: 0-7

NO. Name	Min	FG M-A	3P M-A	FT M-A	Rebounds OR DR TOT	Fouls PF FD	TP	AS	TO	ST	Blocks BS BA	+/-
0 Justin Clark	G 26:21	1-6	1-5	0-0	1 3 4	3 1	3	1	2	1	0 0	-16
2 Kamron Fleming	G 32:48	4-13	3-6	5-9	0 1 1	2 5	16	0	0	1	0 0	-14
4 Daniel Estes	G 38:04	5-16	0-3	0-1	5 7 12	3 3	10	2	0	0	4 0	-23
11 Adrian Hernandez	G 18:49	2-6	0-4	0-0	0 1 1	0 0	4	2	0	0	0 0	-12
55 Amar Ross	G 38:19	9-20	5-9	6-6	2 6 8	0 4	29	4	1	3	0 0	-19
1 Tyler Goodlow	16:57	2-9	0-4	0-0	0 0 0	1 1	4	0	3	1	0 0	-13
22 Michael Plumley	11:36	0-2	0-0	0-0	0 0 0	0 0	0	0	0	0	0 0	-11
13 Russell Redwood	09:19	1-2	0-0	0-0	0 1 1	0 0	2	0	0	0	0 0	-1
25 Bennie Brown	07:47	0-0	0-0	0-0	0 1 1	0 0	0	0	0	1	0 0	-1
Team					3 3 6		0		1			
Totals		24-74	9-31	11-16	11 23 34	9 14	68	9	7	7	4 0	-22

Technical Fouls: NONE

Shooting By Period	
1 st FG%	10-36 27.8%
3PT%	4-14 28.6%
FT%	5-10 50%
2 nd FG%	14-38 36.8%
3PT%	5-17 29.4%
FT%	6-6 100%
GM FG%	24-74 32.4%
3PT%	9-31 29.0%
FT%	11-16 68.8%

Dead Ball Rebounds: 1, 0

Record: 1-0

NO. Name	Min	FG M-A	3P M-A	FT M-A	Rebounds OR DR TOT	Fouls PF FD	TP	AS	TO	ST	Blocks BS BA	+/-
15 Trey Anderson	F 28:10	1-3	1-2	4-4	0 2 2	2 2	7	1	2	0	0 0	14
23 Sage Tolbert	F 25:53	4-6	0-0	0-0	0 7 7	3 1	8	2	0	0	0 0	7
5 Ibrahim Diallo	C 20:44	4-6	0-0	1-4	0 6 6	1 5	9	2	1	1	2 0	9
10 Omari Moore	G 32:06	6-16	0-5	2-2	2 7 9	1 1	14	1	4	0	3 1	11
13 Alvaro Cardenas	G 36:46	6-10	2-5	0-0	0 2 2	3 1	14	0	0	0	0 0	16
0 Myron Amey, Jr.	15:25	0-2	0-1	1-2	0 2 2	1 1	1	0	1	0	0 0	6
31 Tibet Gorener	24:18	2-6	2-2	0-0	2 2 2	2 3	8	3	0	1	0 0	5
22 Robert Vaihola	09:30	1-3	0-0	0-0	1 2 3	1 1	2	0	2	1	0 0	5
2 Max Allen	07:08	0-0	0-0	0-0	0 2 2	0 0	0	1	0	0	0 0	2
Team					1 0 1		0		1			
Totals		24-52	5-19	10-14	4 32 36	14 15	63	10	11	3	5 1	15

Technical Fouls: Anderson 1st 6:50 Diallo 2nd 12:35

Shooting By Period	
1 st FG%	10-28 35.7%
3PT%	3-12 25.0%
FT%	8-11 72.7%
2 nd FG%	14-24 58.3%
3PT%	2-7 28.6%
FT%	2-3 66.7%
GM FG%	24-52 46.2%
3PT%	5-19 26.3%
FT%	10-14 71.4%

Dead Ball Rebounds: 1, 0

	GASO	SJSU
Biggest lead	0 (1 st 20:00)	21 (2 nd 10:30)
Best Scoring Run	8 (2 nd 1:49)	8 (1 st 8:31)
Lead Changes	0	
Times Tied	1	
Time with Lead	00:00	38:42

Points from	GASO	SJSU	Period by Period Scoring
Turnovers	5	4	1st 2nd TOT
Paint	18	36	
Second Chance	6	0	GASO 22 26 48
Fast Breaks	6	1	
Bench	13	11	SJSU 31 32 63

Record: 2-0

NO. Name	Min	FG M-A	3P M-A	FT M-A	Rebounds OR DR TOT	Fouls PF FD	TP	AS	TO	ST	Blocks BS BA	+/-
15 Trey Anderson	F 16:51	2-8	1-6	0-0	2 4 6	1 0	5	0	2	0	0 0	5
23 Sage Tolbert	F 19:58	5-9	0-1	3-4	8 6 14	0 2	13	3	0	0	0 0	18
5 Ibrahim Diallo	C 12:24	2-4	0-0	0-0	1 1 2	1 0	4	1	0	0	0 0	5
10 Omari Moore	G 22:03	5-10	1-3	1-2	0 6 6	1 0	12	3	1	0	0 0	5
13 Alvaro Cardenas	G 19:09	2-7	0-2	0-0	0 2 2	3 1	4	7	1	1	0 1	9
0 Myron Amey, Jr.	17:57	5-9	3-6	0-0	0 1 1	2 1	13	2	2	0	0 0	20
22 Robert Vaihola	15:51	6-6	0-0	2-3	4 6 10	1 4	14	0	1	0	0 0	24
31 Tibet Gorener	12:55	2-6	1-2	0-0	1 4 5	0 0	5	2	1	1	0 0	21
2 Max Allen	12:39	0-4	0-2	0-0	1 3 4	1 0	0	2	0	1	0 0	2
1 Garrett Anderson	08:47	1-4	1-3	0-0	1 1 2	0 0	3	0	0	0	0 0	-1
20 Kellen King	10:32	2-2	1-1	0-0	0 2 2	0 0	5	2	2	0	0 0	-4
4 Leo Torbor	07:27	2-2	0-0	0-0	2 1 3	1 0	4	0	2	0	0 0	0
11 JT Elder	11:45	2-6	0-2	0-0	0 0 0	2 0	4	0	0	0	0 0	-7
21 Nico D'Augusta	05:18	0-3	0-3	0-0	0 0 0	1 0	0	0	0	0	0 1	-2
33 Kevin Simeth	06:24	2-3	0-0	0-0	1 5 6	1 0	4	0	1	0	0 0	-2
Team					3 1 4		0		0			
Totals		38-83	8-31	6-9	24 43 67	14 9	90	22	13	3	0 4	22

Technical Fouls: NONE

	BETH	SJSU
Biggest lead	5 (1 st 15:55)	29 (2 nd 11:44)
Best Scoring Run	7 (1 st 16:45)	15 (2 nd 12:51)
Lead Changes	3	
Times Tied		
Time with Lead	03:07	35:53

Points from	BETH	SJSU	Period by Period Scoring
Turnovers	8	12	1st 2nd TOT
Paint	24	60	
Second Chance	16	25	BETH 29 39 68
Fast Breaks	12	16	
Bench	6	52	SJSU 45 45 90



Official Basketball Box Score - Final
Alabama St. at San Jose St.
11/15/22 Provident Credit Union Event Center, San Jose, CA
2022-23 Men's Basketball

Game Time: 7:00 PM
Game Duration: 1:45
Attendance: 1,587

Officials: Frank Harvey III, Caisey McClellan, Wilson Holand

Record: 0-4

NO. Name	Min	FG M-A	3P M-A	FT M-A	Rebounds OR DR TOT	Fouls PF FD	TP	AS	TO	ST	Blocks BS BA	+/-
4 Duane Posey	F 31:23	3-9	0-1	2-3	1 3 4	3 4	8	0	0	0	0 0	-5
30 Eric Coleman	F 18:29	1-2	1-2	2-2	1 2 3	4 2	5	1	0	0	0 0	-7
14 Roland McCoy	G 26:25	0-6	0-3	2-2	1 1 2	3 2	2	1	0	0	0 2	-2
20 Antonio "TJ" Madlock	G 36:33	3-12	2-4	1-2	1 1 2	3 2	9	1	1	1	0 0	-13
24 Isaiah Range	G 37:21	8-17	4-4	2-2	1 0 1	1 2	18	1	3	0	1 0	-11
0 Alex Anderson	22:37	4-9	1-1	1-2	2 3 5	3 1	10	1	0	0	0 3	-4
22 Darrell Reed	08:04	1-2	0-0	0-0	0 2 2	2 2	0	0	0	0	0 0	-6
1 Amarr Knox	08:34	0-2	0-1	0-0	0 1 1	1 0	0	2	1	0	1 1	-7
3 Christian McCray	05:38	1-1	1-1	0-0	0 1 1	0 0	3	2	0	0	0 0	-3
15 Kendal Parker	04:56	0-1	0-0	0-0	0 0 0	0 0	0	1	0	0	0 0	-7
Team					2 0 2		0		0			
Totals		21-61	5-17	10-13	9 14 23	20 15	57	10	5	1	2 8	-13

Technical Fouls: NONE

Shooting By Period	
1 st FG%	14-26 53.8%
3PT%	4-10 40.0%
FT%	1-2 50%
2 nd FG%	7-35 20.0%
3PT%	1-7 14.3%
FT%	9-11 81.8%
GM FG%	21-61 34.4%
3PT%	5-17 29.4%
FT%	10-13 76.9%

Dead Ball Rebounds: 5, 5

Record: 3-0

NO. Name	Min	FG M-A	3P M-A	FT M-A	Rebounds OR DR TOT	Fouls PF FD	TP	AS	TO	ST	Blocks BS BA	+/-
15 Trey Anderson	F 21:38	0-0	0-0	2-2	1 3 4	5 1	2	0	2	1	0 0	4
23 Sage Tolbert	F 27:20	1-3	0-0	2-4	4 3 7	5 3	4	1	1	0	0 0	2
5 Ibrahim Diallo	C 18:47	2-4	0-0	2-5	0 4 4	4 3	6	0	4	0	8 0	-2
10 Omari Moore	G 39:13	8-19	1-7	2-7	1 4 5	0 6	19	4	1	2	0 2	12
13 Alvaro Cardenas	G 40:00	6-10	3-5	2-2	0 2 2	3 3	17	4	1	0	0 0	13
22 Robert Vaihola	15:10	3-4	0-0	1-2	4 2 6	0 1	7	1	0	0	0 0	6
31 Tibet Gorener	22:39	2-5	2-4	1-2	0 2 2	0 1	7	0	0	0	0 0	9
0 Myron Amey, Jr.	07:54	2-5	1-2	0-0	0 0 0	1 1	5	2	0	0	0 0	10
2 Max Allen	07:19	1-1	0-0	1-2	2 4 6	0 1	3	0	2	0	0 0	11
Team					0 0 0		0		2			
Totals		25-51	7-18	13-26	12 24 36	15 20	70	12	13	3	8 2	13

Technical Fouls: NONE

Shooting By Period			
1 st	FG%	14-28	50.0%
	3PT%	2-9	22.2%
	FT%	6-10	60%
2 nd	FG%	11-23	47.8%
	3PT%	5-9	55.6%
	FT%	7-16	43.8%
GM	FG%	25-51	49.0%
	3PT%	7-18	38.9%
	FT%	13-26	50.0%

2022-23 San José State Men's Basketball

21-21-21-21



Official Basketball Box Score - Final
San Jose St. at Northern Colo.
11/19/22 Bank of Colorado Arena, Greeley
2022-23 Men's Basketball

Game Time: 2:00 PM
Game Duration: 1:51
Attendance: 1,065

Officials: Tony Padilla, Tommy Nunez, Glen Mayberry

San Jose St. - 80

Record: 4-1

NO. Name	Min	FG M-A	3P M-A	FT M-A	Rebounds OR DR TOT	Fouls PF FD	TP	AS	TO	ST	Blocks BS BA	+/-
15 Trey Anderson	F 33:09	3-5	2-3	3-4	2 9 11	2 2 11	2	1	1	0	2 0 4	-10
23 Sage Tolbert	F 30:06	5-11	1-2	6-6	3 4 7	2 4 17	1	1	0	0	0 0 13	4
5 Ibrahim Diallo	C 13:31	4-5	0-0	1-2	1 3 4	2 2 9	0	0	0	0	0 0 -7	-7
10 Omari Moore	G 37:34	7-16	3-6	3-3	5 2 7	3 3 20	4	0	1	1	0 0 11	-14
13 Alvaro Cardenas	G 40:00	4-12	1-6	0-0	0 3 3	0 0 9	4	0	1	0	0 0 11	-11
22 Robert Vaihola	13:41	3-3	0-0	0-0	2 4 6	3 2 6	0	0	6	0	0 0 14	-7
31 Tibet Gorener	08:58	1-2	1-2	0-0	0 1 1	2 0 3	0	0	0	0	0 0 2	-2
2 Max Allen	02:49	0-2	0-1	0-0	0 0 1	1 0 2	0	0	0	0	0 0 -7	-7
11 JT Elder	02:49	0-1	0-0	0-0	0 0 0	0 0 0	0	0	1	0	0 0 -7	-7
1 Garrett Anderson	14:57	2-2	0-0	1-2	1 0 0	1 3 1	5	1	0	0	0 0 21	21
20 Kellen King	02:26	0-0	0-0	0-0	0 0 0	0 0 0	0	0	0	0	0 0 0	0
Team					1 1 2		0		0			
Totals		29-59	8-20	14-17	15 28 43	18 16 80	12	9	2	3	0 11	

Technical Fouls: Coach 1st 12:42

Shooting By Period	1 st FG%	2 nd FG%	3 rd FG%	4 th FG%	FT%	GM FG%
1 st FG%	15-29 51.7%					
2 nd FG%	7-14 50.0%					
3 rd FG%	4-6 66.7%					
4 th FG%	14-30 46.7%					
FT%	1-6 16.7%					
GM FG%	10-11 90.9%					
FT%	29-59 49.2%					
3PT%	8-20 40.0%					
FT%	14-17 82.4%					

Dead Ball Rebounds: 1, 0

Northern Colo. - 69

Record: 1-3

NO. Name	Min	FG M-A	3P M-A	FT M-A	Rebounds OR DR TOT	Fouls PF FD	TP	AS	TO	ST	Blocks BS BA	+/-
21 Bryce Kennedy	F 19:10	0-1	0-1	0-0	0 1 1	2 1 0	0	0	1	1	0 0 -10	-10
32 Theo Hughes	C 10:22	0-1	0-0	1-2	0 4 4	4 1 1	1	0	0	0	0 0 10	10
1 Daylen Kountz	G 36:49	6-18	1-3	7-9	1 2 3	2 6 20	1	0	0	0	0 0 -8	-8
2 Matt Johnson II	G 36:04	4-9	2-5	4-4	0 1 1	0 2 14	7	2	0	0	0 0 -11	-11
5 Dalton Knecht	G 39:09	7-13	4-8	2-2	0 2 2	2 3 20	1	1	2	0	0 0 -14	-14
30 Caleb Shaw	22:27	0-3	0-2	2-2	0 1 1	1 1 2	0	0	1	0	0 0 -7	-7
15 Juju Ramirez	05:47	0-1	0-0	1-2	1 1 2	1 0 0	0	0	0	0	0 0 -8	-8
22 Riley Abercrombie	22:19	4-8	3-5	1-2	0 2 2	4 3 12	1	1	0	0	0 0 -8	-8
3 Langston Reynolds	05:58	0-0	0-0	0-0	0 2 2	0 0 0	0	1	1	0	0 0 3	3
14 Brock Wisne	01:55	0-0	0-0	0-0	1 0 1	0 0 0	0	0	0	0	0 0 -2	-2
Team					4 1 5		0		0			
Totals		21-54	10-24	17-21	7 17 24	16 17 69	12	7	3	0	3 -11	-11

Technical Fouls: NONE

Shooting By Period	1 st FG%	2 nd FG%	3 rd FG%	4 th FG%	FT%	GM FG%
1 st FG%	10-27 37.0%					
2 nd FG%	6-12 50.0%					
3 rd FG%	15-18 83.3%					
4 th FG%	11-27 40.7%					
FT%	4-12 33.3%					
GM FG%	21-54 38.9%					
FT%	10-24 41.7%					
FT%	17-21 81.0%					

Dead Ball Rebounds: 2, 0

	SJSU	UNC
Biggest lead	11 (2 nd 4:18)	8 (1 st 17:00)
Best Scoring Run	10 (2 nd 7:41)	9 (1 st 10:22)
Lead Changes	11	
Times Tied	9	
Time with Lead	18:24	15:18

Points from	SJSU	UNC
Turnovers	14	11
Paint	42	22
Second Chance	17	6
Fast Breaks	3	4
Bench	14	14

Period by Period Scoring	1st	2nd	TOT
SJSU	41	39	80
UNC	41	28	69



Official Basketball Box Score - Final
Oakland at San Jose St.
11/26/22 Baha Mar Convention Center, Nassau
2022-23 Men's Basketball

Game Time: 2:30 PM
Game Duration: 1:32
Attendance: 239

Officials: Blake Harris, Bobby Bessant III, Chuck McCoy

Oakland - 67

Record: 2-5

NO. Name	Min	FG M-A	3P M-A	FT M-A	Rebounds OR DR TOT	Fouls PF FD	TP	AS	TO	ST	Blocks BS BA	+/-
1 Keaton Hervey	F 30:04	3-7	2-4	0-0	2 4 6	4 0 8	1	2	1	0	0 1 -1	-1
4 Trey Townsend	F 37:51	5-13	0-1	4-5	1 4 5	1 3 14	1	1	0	0	0 1 -8	-8
23 Chris Conway	F 19:46	2-5	0-1	0-0	0 3 3	1 1 4	0	0	0	1	0 0 -4	-4
3 Rocket Watts	G 07:26	0-3	0-1	0-0	0 1 1	0 1 0	0	0	2	0	0 0 -1	-1
34 Jalen Moore	G 33:59	5-10	0-2	6-7	0 2 2	0 6 16	5	1	3	0	0 1 -10	-10
2 Will Shepherd	10:45	2-4	1-2	0-0	1 0 1	2 0 5	0	0	0	0	0 0 -5	-5
11 Blake Lampman	31:33	3-10	1-5	2-2	0 2 2	1 2 9	0	1	1	0	0 1 -18	-18
13 Osei Price	20:23	1-1	0-0	2-2	0 2 2	0 1 4	0	0	0	0	0 0 -11	-11
0 Lorne Bowman II	06:37	2-3	1-2	2-2	0 0 0	1 1 7	0	1	0	0	0 0 -3	-3
24 Darius Sherman	01:36	0-1	0-0	0-0	0 0 0	0 0 0	0	0	0	1	0 0 -1	-1
Team					3 1 4		0		0			
Totals		23-57	5-18	16-18	7 19 26	10 15 67	7	8	7	0	5 -13	-13

Technical Fouls: NONE

Shooting By Period	1 st FG%	2 nd FG%	3 rd FG%	4 th FG%	FT%	GM FG%
1 st FG%	10-28 35.7%					
2 nd FG%	1-7 14.3%					
3 rd FG%	6-7 85.7%					
4 th FG%	13-29 44.8%					
FT%	4-11 36.4%					
GM FG%	10-11 90.9%					
FT%	23-57 40.4%					
3PT%	5-18 27.8%					
FT%	16-18 88.9%					

Dead Ball Rebounds: 1, 0

San Jose St. - 80

Record: 5-2

NO. Name	Min	FG M-A	3P M-A	FT M-A	Rebounds OR DR TOT	Fouls PF FD	TP	AS	TO	ST	Blocks BS BA	+/-
15 Trey Anderson	F 33:30	6-9	3-6	4-4	1 1 2	3 3 19	3	1	0	0	0 0 17	17
23 Sage Tolbert	F 29:10	11-12	1-1	2-2	5 5 7	1 3 25	0	2	2	1	0 0 8	8
5 Ibrahim Diallo	C 11:21	2-3	0-0	0-0	1 2 3	2 0 4	0	1	1	2	0 -1	-1
10 Omari Moore	G 33:22	1-6	0-2	0-0	2 7 9	0 0 2	9	1	0	0	0 0 14	14
13 Alvaro Cardenas	G 27:33	2-6	2-5	0-0	0 3 3	4 0 6	5	3	0	0	0 0 15	15
31 Tibet Gorener	17:33	2-8	2-8	2-2	0 0 0	0 2 8	2	1	2	1	0 0 1	1
22 Robert Vaihola	18:14	4-4	0-0	1-2	1 7 8	1 2 9	1	0	0	1	0 0 14	14
1 Garrett Anderson	13:31	1-5	1-4	0-0	0 1 1	0 0 3	1	0	0	0	0 0 -3	-3
2 Max Allen	10:25	2-2	0-0	0-0	0 1 1	3 0 4	1	1	0	0	0 0 0	0
11 JT Elder	05:21	0-1	0-0	0-0	0 0 0	1 0 0	0	0	2	0	0 0 0	0
Team					0 1 1		0		0			
Totals		31-56	9-26	9-10	7 28 35	15 10 80	22	12	5	5	0 13	13

Technical Fouls: NONE

Shooting By Period	1 st FG%	2 nd FG%	3 rd FG%	4 th FG%	FT%	GM FG%
1 st FG%	18-30 60.0%					
2 nd FG%	7-14 50.0%					
3 rd FG%	4-5 80.0%					
4 th FG%	13-26 50.0%					
FT%	2-12 16.7%					
GM FG%	31-56 55.4%					
FT%	9-26 34.6%					
FT%	9-10 90.0%					

Dead Ball Rebounds: 0, 0

	OAK	SJS
Biggest lead	3 (1 st 15:12)	26 (2 nd 18:08)
Best Scoring Run	18 (2 nd 5:22)	12 (2 nd 2:11)
Lead Changes	2	
Times Tied	3	
Time with Lead	02:39	34:32

Points from	OAK	SJS
Turnovers	15	15
Paint	28	42
Second Chance	2	4
Fast Breaks	11	10
Bench	25	24

Period by Period Scoring	1st	2nd	TOT
OAK	27	40	67
SJS	47	33	80



Official Basketball Box Score - Final
San Jose St. at North Texas
11/25/22 Baha Mar Convention Center, Nassau
2022-23 Men's Basketball

Game Time: 5:30 PM
Game Duration: 1:57
Attendance: 248

Officials: Mick Feldbinder, Alexander Thompson, Nom Kidiwai

San Jose St. - 54

Record: 4-2

No. Name		Min	FG M-A	3P M-A	FT M-A	Rebounds OR DR TOT	Fouls PF FD	TP	AS	TO	ST	Blocks BS BA	+/-
15 Trey Anderson	F	22:32	6-6	4-4	0-0	1 1 2	2 2 16	1	2	0	0	0 0	-4
23 Sage Tolbert	F	18:26	1-1	1-1	0-2	1 2 3	1 1 3	1	2	0	1	0 0	-4
5 Ibrahim Diallo	C	14:56	2-2	0-0	0-2	0 3 3	1 2 4	1	2	0	2	0 0	-3
10 Omari Moore	G	31:36	2-4	1-3	4-4	1 3 4	3 2 9	3	5	0	0	0 0	-24
13 Alvaro Cardenas	G	26:51	0-5	0-3	2-2	0 3 3	4 2 2	2	2	0	0	0 0	-14
22 Robert Vaihola		15:35	0-0	0-0	2-4	1 0 1	1 2 2	0	2	0	0	0 0	-12
31 Tibet Gorener		19:00	1-3	1-3	0-0	0 1 1	0 0 3	0	1	0	0	0 0	-16
2 Max Allen		05:34	0-0	0-0	1-2	0 0 0	3 1 1	1	1	0	0	0 0	-4
1 Garrett Anderson		09:11	2-4	2-3	0-0	0 0 0	0 1 6	0	0	0	0	0 0	4
11 JT Elder		13:21	1-2	0-1	0-0	0 0 0	1 2 2	0	2	0	0	0 0	-7
20 Kellen King		05:53	0-0	0-0	0-0	0 0 0	0 0 0	0	0	1	1	0 0	-2
25 Ryan Perry		02:24	0-0	0-0	2-2	0 0 0	0 1 2	0	0	0	1	1 0	0
4 Leo Torbor		09:28	1-1	0-0	0-5	2 0 2	0 0 2	0	0	0	0	0 0	3
33 Kevin Simeth		03:22	1-1	0-0	0-0	0 0 0	0 0 2	0	0	0	0	0 0	2
21 Nico D'Augusta		01:51	0-0	0-0	0-0	0 0 0	0 0 0	0	0	0	0	0 0	2
Team						0 5 5	0	0	0	0	0		
Totals			17-29	9-18	11-23	6 18 24	16 18 54	9	20	2	3	0 0	-15

2022-23 San José State Men's Basketball

22-22-22-22



Official Basketball Box Score - Final
San Jose St. at Arkansas
12/03/22 Bud Walton Arena, Fayetteville, Ark.
2022-23 Men's Basketball

Game Time: 3:00 PM
Game Duration: 1:45
Attendance: 19,200

Officials: Bert Lennox, Jason Baker, Vladimir Toyard-Tadal

San Jose St. - 58

Record: 6-3

NO. Name		Min	FG M-A	3P M-A	FT M-A	Rebounds OR DR TOT	Fouls PF FD	TP	AS	TO	ST	Blocks BS BA	+/-
12 Sage Tolbert	F	28:53	5-8	1-2	1-2	5 6 11	3 1	12	0	2	1	0 0	-19
15 Trey Anderson	F	26:10	1-5	0-2	0-0	0 2 2	1 1	2	0	1	1	0 0	-31
5 Ibrahim Diallo	C	16:46	5-9	0-0	0-1	2 2 4	4 1	10	0	1	0	2 1	-4
10 Omari Moore	G	28:36	8-14	3-6	2-2	0 0 0	2 3	21	4	4	0	1	-31
13 Alvaro Cardenas	G	32:13	3-7	2-3	1-2	0 0 1	2 1	9	2	3	0	0	-20
22 Robert Vaihola		15:58	0-2	0-0	0-0	1 1 2	1 0	0	3	0	0	0	-18
31 Tibet Gorener		18:16	1-4	0-2	0-2	1 3 4	2 1	2	0	0	0	1	-20
0 Myron Amey, Jr.		09:05	0-4	0-2	0-0	1 0 1	2 1	0	2	2	0	0	-1
1 Garrett Anderson		04:47	0-1	0-1	0-0	0 0 0	0 0	0	0	0	0	0	-11
11 JT Elder		06:06	0-2	0-1	2-2	0 1 1	1 1	2	0	0	0	0	-12
20 Kellen King		04:08	0-1	0-0	0-0	0 0 0	0 0	0	0	0	0	0	-8
33 Kevin Simeth		04:19	0-0	0-0	0-0	0 0 0	0 0	0	0	1	0	1	-11
4 Leo Torbor		02:51	0-0	0-0	0-0	0 0 0	0 0	0	0	0	0	0	-7
25 Rylen Perry		01:52	0-0	0-0	0-0	0 0 0	0 0	0	0	1	0	0	-4
Team						2 2 4		0					
Totals			23-57	6-19	6-11	11 18 29	19 12	58	8	18	6	3 5	-41

Technical Fouls: NONE

Arkansas - 99

Record: 7-1

NO. Name		Min	FG M-A	3P M-A	FT M-A	Rebounds OR DR TOT	Fouls PF FD	TP	AS	TO	ST	Blocks BS BA	+/-
13 Jordan Walsh	F	17:00	3-5	0-0	0-0	1 2 3	0 0	6	0	0	1	1 1	20
15 Makhi Mitchell	F	11:30	4-6	0-0	0-1	2 2 4	1 1	8	0	1	1	0 0	-6
0 Anthony Black	G	32:10	3-5	1-1	1-1	1 3 4	2 2	8	6	2	0	0 0	22
1 Ricky Council IV	G	26:44	5-6	1-1	6-6	0 3 3	1 5	17	1	3	3	0 0	31
3 Nick Smith Jr.	G	24:10	6-14	3-5	1-2	0 0 1	1 1	2	16	5	0	0 0	12
2 Trevon Brazile		29:43	8-9	1-2	6-8	0 5 5	2 6	23	2	2	2	0 31	
4 Davonte Davis		22:25	0-2	0-1	0-0	0 0 1	1 2	0	3	0	0	1 0	23
20 Kamani Johnson		03:20	0-0	0-0	0-0	0 0 0	0 0	0	0	0	0	1 0	4
22 Makhel Mitchell		00:45	0-1	0-0	0-0	1 0 1	0 0	0	0	0	0	0 1	0
11 Jalen Graham		11:39	4-5	0-0	3-3	1 5 6	0 3	11	1	2	1	0 0	23
23 Derrian Ford		07:15	1-1	0-0	0-0	0 0 0	0 0	2	3	0	0	0 0	15
5 Joseph Pinion		05:16	2-3	1-1	0-0	0 1 1	2 1	0	5	0	0	0 0	11
12 Barry Dunning Jr.		04:19	0-0	0-0	0-0	0 1 1	1 0	0	0	0	0	0 0	11
21 Cade Arbogast		01:52	1-2	1-2	0-0	0 0 0	0 0	3	0	0	0	0 0	4
45 Lawson Blake		01:52	0-0	0-0	0-0	0 0 0	0 0	0	0	1	0	0 0	4
Team						0 2 2		0		0			
Totals			37-59	8-13	17-21	7 26 33	12 19	99	22	11	8	5 3	41

Technical Fouls: NONE

	SJSU	ARK
Biggest lead	4 (1 st 4:24)	41 (2 nd 0:20)
Best Scoring Run	7 (1 st 8:21)	11 (2 nd 2:06)
Lead Changes	12	
Times Tied	4	
Time with Lead	03:01	32:34

Points from	SJSU	ARK
Turnovers	12	32
Paint	30	52
Second Chance	10	6
Fast Breaks	2	23
Bench	4	44

Period by Period Scoring			
	1st	2nd	TOT
SJSU	35	23	58
ARK	40	59	99



Official Basketball Box Score - Final
San Jose St. at Santa Clara
12/10/22 Levey Center, Santa Clara
2022-23 Men's Basketball

Game Time: 2:00 PM
Game Duration: 1:38
Attendance: 1,225

Officials: John Higgins, Shawn Lehigh, Casey McClellan

San Jose St. - 75

Record: 8-3

NO. Name		Min	FG M-A	3P M-A	FT M-A	Rebounds OR DR TOT	Fouls PF FD	TP	AS	TO	ST	Blocks BS BA	+/-
15 Trey Anderson	F	30:15	2-5	2-5	0-0	0 0 3	3 1 6	1	0	0	0	0	5
23 Sage Tolbert	F	34:44	7-11	4-4	0-0	2 10 12	1 0 18	1	0	1	0	0	9
5 Ibrahim Diallo	C	21:43	2-4	0-0	3-4	3 7 10	4 3 7	3	3	0	2	0	23
10 Omari Moore	G	40:00	8-17	3-8	5-7	0 2 2	1 5 24	7	3	1	1	0	11
13 Alvaro Cardenas	G	26:16	0-5	0-3	4-4	0 1 1	1 2 4	2	0	0	0	0	9
22 Robert Vaihola		18:17	3-6	0-0	0-0	3 4 7	0 0 6	1	1	0	1	0	-12
0 Myron Amey, Jr.		13:44	2-4	0-0	4-5	0 1 1	0 3 8	0	0	0	0	0	2
31 Tibet Gorener		09:31	0-3	0-1	0-0	0 0 0	1 0 0	0	0	0	1	0	1
1 Garrett Anderson		05:30	1-1	0-0	0-0	0 0 0	0 0 2	0	0	0	0	0	7
Team						0 3 3		0	1				
Totals			25-56	9-21	16-20	8 31 39	11 14 75	15	8	3	4	1	11
Technical Fouls: NONE													

Technical Fouls: NONE

Santa Clara - 64

Record: 8-3

NO. Name	Min	FG M-A	3P M-A	FT M-A	Reb OR DR TOT	Fouls PF FD	TP	AS	TO	ST	Blocks BS BA	+/-
14 Keshawn Justice	F 35:34	9-16	5-10	2-2	1 4 5	3 1	25	2	0	0	0	-13
23 Parker Braun	F 30:59	2-7	0-2	0	1 5 6	1 1	4	1	2	0	0	-13
12 Jaden Bediako	C 28:49	1-6	0-0	0-2	3 5 3	1 1	2	2	0	0	1	0
1 Carlos Stewart	G 35:16	6-15	3-4	4-5	0 6 6	1 3	19	2	0	0	2	-3
22 Brandin Podziemski	G 38:41	5-12	2-6	0-0	3 2 5	4 4	12	5	3	1	0	-10
13 Christoph Tilly	02:18	0-0	0-0	0-0	0 0 0	0 0	0	0	0	0	0	-2
15 Jacob Holt	15:49	1-4	0-1	0-0	2 2 2	2 1	2	1	0	1	0	-2
0 Brenton Knapper	05:23	0-0	0-0	0-0	0 1 1	1 0	0	0	1	0	0	-10
3 Kosy Akametu	07:11	0-4	0-2	0-0	0 1 1	1 0	0	0	0	0	1	0
Team					1 2 3		0		1			
Totals		24-64	10-25	6-9	10 24 34	14 11	64	13	7	2	1 4	-11

Technical Fouls: NONE

	SJS	SCU
Biggest lead	12 (2 nd 0:50)	10 (1 st 10:51)
Best Scoring Run	12(2 nd 1:39)	8(1 st 15:13)
Lead Changes	4	
Times Tied	5	
Time with Lead	05:36	30:30

Points from	SJS	SCU
Turnovers	7	12
Paint	30	24
Second Chance	7	17
Fast Breaks	9	3
Bench	16	2

Period by Period Scoring			
	1st	2nd	TOT
SJS	29	46	75
SCU	37	27	64



Official Basketball Box Score - Final
CSU Bakersfield at San Jose St.
12/06/22 Provident Credit Union Event Center, San Jose
2022-23 Men's Basketball

Game Time: 7:00 PM
Game Duration: 1:45
Attendance: 1,546

Officials: David Hall, Lewis Garrison, Amy Bonner

CSU Bakersfield - 48

Record: 4-5

NO. Name	Min	FG M-A	3P M-A	FT M-A	Rebounds OR DR TOT	Fouls PF FD	TP	AS	TO	ST	Blocks BS BA	+/-
2 Travis Henson	F 28:11	3-5	2-4	0-0	0 1 1	3 0	8	0	1	1	0 0	-6
4 Antavious Collum	F 30:39	4-12	0-0	2-4	1 3 4	2 2	10	2	0	0	1 1	-6
22 Cameron Smith	F 19:37	1-4	0-1	0-1	2 1 3	4 2	2	1	0	0	0 1	-7
1 Kaleb Higgins	G 28:08	4-11	1-5	2-2	0 1 1	2 3	11	3	1	2	0 3	-5
10 Marvin McGhee III	G 18:59	2-5	1-1	0-0	0 0 0	1 0	5	0	0	0	0 0	-5
0 Cedqvious Hunter	04:20	0-2	0-1	0-0	0 0 0	0 0	0	0	0	0	0 0	1
23 Ivan Reynolds	19:24	2-7	0-0	0-2	3 0 3	1 1	4	0	1	1	0 0	-3
55 Modestas Kancleris	23:57	3-8	0-3	0-1	2 3 5	2 2	6	1	0	2	2 0	-12
5 Naseem Gaskin	17:37	0-0	0-0	0-0	3 3 3	2 1	0	1	1	0	0 0	-10
21 Ugnius Jarusevicius	07:44	1-3	0-0	0-0	0 1 1	2 1	2	0	0	0	0 0	3
11 Kaseem Watson	01:24	0-0	0-0	0-0	0 0 0	0 0	0	0	0	0	0 0	0
Team					1 3 4		0		1			
Totals		20-57	4-15	4-10	9 16 25	19 12	48	8	5	6	3 5	-10

Technical Fouls: NONE

San Jose St. - 58

Record: 7-3

No.	Name	Min	Shooting By Period											
			FG	3P	FT	Rebounds	Fouls	TP	AS	TO	ST	Blocks	+/-	
			M-A	M-A	M-A	OR DR TOT	PF FD				BS BA			
15	Trey Anderson	F 25:00	2-4	0-1	4-4	1 2 3	4 3	8	0	1	0	0 0	8	
23	Sage Tolbert	F 33:47	3-4	0-1	3-7	1 8 9	2 5	9	1	4	1	0 0	8	
5	Ibrahim Diallo	C 26:01	2-6	0-0	5-6	5 6 11	1 5	9	0	0	0	2 1	8	
10	Omari Moore	G 37:13	2-6	0-2	3-4	0 6 6	0 2	7	5	3	1	3 0	16	
13	Alvaro Cardenas	G 29:41	3-14	0-6	4-4	1 5 6	3 2	10	3	1	0	0 1	13	
0	Myron Amey, Jr.	10:19	0-2	0-1	0-0	0 0 0	1 0	0	0	2	0	0 0	-3	
22	Robert Vaihola	13:42	2-4	0-0	2-3	4 2 6	1 2	6	0	1	0	0 1	3	
31	Tibet Gorener	21:30	2-6	2-6	0-0	1 3 4	0 0	6	0	0	0	0 0	0	
1	Garrett Anderson	02:47	1-2	1-2	0-0	0 0 0	0 0	3	0	0	0	0 0	-6	
Team						4 0 4		0		1				
Totals						17 48	3 19	21 28	17 32	49	12 19	58	9 13	2 5 3 10

Technical Fouls: NONE

	CSUB	SJSU
Biggest lead	8 (1 st 11:11)	10 (2 nd 0:35)
Best Scoring Run	6(1 st 11:11)	7(2 nd 14:48)
Lead Changes	1	
Times Tied	2	
Time with Lead	18:35	19:17

Points from	CSUB	SJSU
Turnovers	12	4
Paint	22	24
Second Chance	8	18
Fast Breaks	2	5
Bench	12	15

Period by Period Scoring			
	1st	2nd	TOT
CSUB	25	23	48
SJSU	25	33	58



Official Basketball Box Score - Final
San Jose St. at Pacific
12/17/22 Alex G. Spinos Center, Stockton
2022-23 Men's Basketball

Game Time: 4:00 PM
Game Duration: 1:48
Attendance: 1,392

Officials: Deron White, Deldre Carr, Scott Brown

San Jose St. - 58

Record: 9-4

NO. Name		Min	FG		3P		FT		Reb		Fouls		TP	AS	TO	ST	Blocks		+/-	Shooting By Period		
			M	A	M	A	M	A	M	A	OR	DR					TOT	PF		FD	BS	BA
15	Trey Anderson	F	30:25	3-6	2-4	1-1	2	1	3	3	1	9	0	2	0	0	0	0	-3	3PT%	7-13	53.8%
23	Sage Tolbert	F	34:29	1-6	0-2	0-2	3	4	7	0	2	2	5	0	0	0	0	-8	FT%	2-3	66.7%	
5	Ibrahim Diallo	C	19:03	1-3	0-0	1-2	1	6	7	2	3	3	0	2	1	2	0	6	2nd FG%	8-18	44.4%	
10	Omari Moore	G	36:24	3-7	0-0	1-2	1	2	3	0	3	7	4	3	0	0	0	-5	3PT%	4-7	57.1%	
13	Alvaro Cardenas	G	34:54	6-11	5-8	0-0	0	1	1	1	17	4	5	0	0	0	0	4	FT%	1-4	25%	
22	Robert Vaithola		17:05	3-4	0-0	0-0	1	3	4	1	1	6	0	2	0	0	0	-2	GM FG%	22-48	45.8%	
0	Myron Amey, Jr.		13:17	3-8	2-3	0-0	0	3	3	1	0	8	0	1	1	1	1	0	3PT%	11-20	55.0%	
31	Tibet Gorenser		14:23	2-3	2-3	0-0	0	2	2	2	1	6	0	1	0	0	0	2	FT%	3-7	42.9%	
Team											2	4	6			0	2		Dead Ball Rebounds: 2.0			
Totals							22-48	11-20	3-7	10	26	36	10	12	58	13	18	2	3	1	-1	

2022-23 San José State Men's Basketball

23-23-23-23



Official Basketball Box Score - Final
Cal Poly at San Jose St.
12/20/22 Provident Credit Union Event Center, San Jose, CA
2022-23 Men's Basketball

Game Time: 7:00 PM
Game Duration: 1:42
Attendance: 1,233

Officials: John Higgins, D.G. Nelson, Dan Church

Cal Poly - 43

Record: 5-6

NO.	Name	Min	FG M-A	3P M-A	FT M-A	Rebounds OR DR TOT	Fouls PF FD	TP	AS	TO	ST	Blocks BS BA	+/-
4	Brantly Stevenson	F 18:21	0-3	0-2	0-0	0 3 3	4 0 0	1	1	1	0	0	2
15	Alimamy Koroma	F 27:21	1-4	0-1	2-2	1 4 5	0 2 4	0	0	0	0	0	-16
1	Camren Pierce	G 23:04	1-5	0-0	1-1	0 3 3	1 1 3	2	4	0	0	2	-11
2	Trevon Taylor	F 21:52	3-11	0-4	3-3	1 2 3	2 2 9	1	1	0	0	1	-13
31	Chance Hunter	G 29:57	1-1	0-6	1-2	1 2 3	1 2 5	0	1	0	0	2	-24
5	Julien Franklin	25:07	1-3	1-3	3-4	1 2 3	2 3 6	1	0	1	1	0	-11
12	Nick Fleming	21:38	1-3	0-2	0-0	1 2 3	4 1 2	3	0	0	0	0	-18
23	Bryan Penn-Johnson	12:37	2-2	0-0	1-1	1 2 3	1 1 5	0	2	0	0	0	-12
11	Aidan Prukop	12:40	3-7	1-4	0-0	0 1 1	1 0 7	0	1	0	0	0	-5
0	Hayden Jory	03:33	0-3	0-1	2-2	1 1 2	0 2 2	0	0	1	0	1	-2
21	Cole Haller	02:30	0-0	0-0	0-0	0 0 0	1 0 0	0	0	0	0	0	0
13	Nick Carlson	01:20	0-0	0-0	0-0	0 0 0	0 0 0	0	0	0	0	0	0
Team						2 2 4				0	2		
Totals			14:52	2-23	13-15	9 24 33	18 14 43	8 12 3	1	6	-22		

Technical Fouls:Coach 2nd:56

San Jose St. - 65

Record: 9-4

NO.	Name	Min	FG M-A	3P M-A	FT M-A	Rebounds OR DR TOT	Fouls PF FD	TP	AS	TO	ST	Blocks BS BA	+/-
15	Trey Anderson	F 17:06	0-4	0-1	0-0	1 0 1	3 0 0	0	3	0	0	0	4
23	Sage Tolbert	F 25:37	2-3	1-2	1-2	1 2 3	1 1 6	3	1	1	2	0	17
5	Ibrahim Diallo	C 19:42	4-5	0-0	1-1	0 8 8	2 1 9	0	2	2	3	0	12
10	Omari Moore	G 26:58	5-11	3-4	2-2	1 2 3	1 4 15	3	0	0	0	1	14
13	Alvaro Cardenas	G 29:38	3-6	0-2	2-3	0 3 3	2 4 8	3	2	2	1	0	18
31	Tibet Gorener	16:41	1-4	0-2	0-1	1 1 2	0 1 2	1	0	0	0	0	11
22	Robert Vaihola	17:48	2-4	0-0	2-4	4 4 8	1 3 6	2	0	0	0	0	10
0	Myron Amey, Jr.	23:27	4-10	0-4	2-2	0 2 2	0 1 10	1	0	2	0	0	21
11	JT Elder	09:04	2-3	0-0	0-0	0 0 0	0 0 4	1	1	0	0	0	1
1	Garrett Anderson	03:33	2-3	0-1	0-0	0 0 0	0 2 0	4	0	1	0	0	2
4	Leo Torbor	02:56	0-0	0-0	0-0	0 0 0	0 0 0	0	1	0	0	0	0
20	Kellen King	02:30	0-0	0-0	1-2	0 2 2	1 1 1	1	1	0	0	1	0
21	Nico D'Augusta	02:30	0-0	0-0	0-0	0 0 0	1 0 0	0	0	1	0	0	0
33	Kevin Smith	02:30	0-0	0-0	0-2	0 1 1	0 1 0	0	0	0	0	0	0
Team						1 3 4		0					
Totals				25-53	4-16	11-19	9 28 37	14 17 65	18	8	6	6	1 22

Technical Fouls:NONE

	CP	SJSU
Biggest lead	5 (1 st 12:18)	24 (2 nd 2:26)
Best Scoring Run	5 (1 st 16:10)	12 (2 nd 12:00)
Lead Changes	6	
Times Tied	2	
Time with Lead	08:10	28:27

Points from Turnovers	CP	SJSU
Paint	20	40
Second Chance	10	8
Fast Breaks	8	9
Bench	22	27

Period by Period Scoring	1st	2nd	TOT
CP	22	21	43
SJSU	34	31	65



Official Basketball Box Score - Final
San Jose State at Colorado State
12/31/22 Moby Arena, Fort Collins, CO
2022-23 Men's Basketball

Game Time: 2:00 PM
Game Duration: 1:52
Attendance: 4,268

Officials: Winston Sith, Doran Gotschall, Wilson Holland

San Jose State - 78

Record: 11-4 (2-0)

NO.	Name	Min	FG M-A	3P M-A	FT M-A	Rebounds OR DR TOT	Fouls PF FD	TP	AS	TO	ST	Blocks BS BA	+/-
15	Trey Anderson	F 24:16	0-2	0-2	1-2	0 3 3	4 1 1	1	0	2	0	0	0
23	Sage Tolbert	F 30:15	5-9	1-3	0-0	2 11 13	2 1 11	1	1	1	0	1	5
5	Ibrahim Diallo	C 17:34	1-2	0-0	0-0	1 3 4	1 0 2	0	2	0	1	0	2
10	Omari Moore	G 36:54	9-15	5-8	6-6	1 5 6	2 6 29	5	2	0	1	0	11
13	Alvaro Cardenas	G 30:01	3-10	2-3	4-7	0 1 1	3 4 12	2	1	0	0	0	7
22	Robert Vaihola	22:26	3-5	0-0	1-1	4 5 9	0 3 7	0	1	0	3	2	6
31	Tibet Gorener	16:41	4-9	4-7	0-0	0 1 1	2 2 0	12	0	0	0	2	13
1	Garrett Anderson	08:43	0-3	0-2	0-0	0 0 0	1 0 0	0	1	0	0	0	-6
11	JT Elder	05:29	1-2	1-2	1-2	0 0 0	1 1 4	1	1	1	0	0	2
4	Leo Torbor	07:41	0-0	0-0	0-0	0 1 1	2 0 0	0	0	0	0	0	9
Team						2 0 2		0	1				
Totals		26:57	13-27	13-18	11 31	42 17 16	78 10	11	0	8	4	8	

Technical Fouls:NONE

Colorado State - 70

Record: 9-7 (0-2)

NO.	Name	Min	FG M-A	3P M-A	FT M-A	Rebounds OR DR TOT	Fouls PF FD	TP	AS	TO	ST	Blocks BS BA	+/-
10	James Moors	F 22:19	2-3	0-0	0-0	0 3 3	0 0 4	0	0	0	0	2	-11
12	Patrick Cartier	F 23:18	5-9	0-1	2-2	0 2 2	2 3 12	2	0	0	0	1	9
1	John Tonje	G 34:36	3-13	2-6	2-2	0 4 4	1 2 10	3	0	2	0	0	-9
4	Isaiah Stevens	G 37:29	7-16	2-6	8-10	0 4 4	2 8 24	10	0	0	0	0	-2
20	Joe Palmer	G 09:47	1-3	0-2	0-0	1 0 1	0 1 2	0	0	0	0	0	-9
23	Isaiah Rivera	31:42	3-10	2-6	2-2	0 2 2	3 2 10	3	0	2	2	1	-14
2	Tavontae Jackson	14:09	1-1	0-0	0-0	1 2 3	5 0 2	1	1	1	0	0	-2
32	Kyle Evans	10:54	1-2	0-0	0-0	0 5 5	0 0 2	0	0	0	0	0	1
5	Baylor Hebb	15:46	1-3	1-2	1-2	1 0 1	3 1 4	1	1	0	0	1	-4
Team						1 1 2		0	0				
Totals			24:40	7-23	15-18	4 23 27	16 17 70	20	2	5	4	8	-8

Technical Fouls:NONE

	SJSU	CSU
Biggest lead	11 (2 nd 0:51)	14 (1 st 7:41)
Best Scoring Run	10 (2 nd 3:33)	8 (1 st 13:13)
Lead Changes	7	
Times Tied	2	
Time with Lead	10:41	27:09

Points from Turnovers	SJSU	CSU
Paint	22	28
Second Chance	9	3
Fast Breaks	3	10
Bench	23	18

Period by Period Scoring	1st	2nd	TOT
SJSU	33	45	78
CSU	36	34	70



Official Basketball Box Score - Final
UNLV at San Jose St.
12/28/22 Provident Credit Union Event Center, San Jose, CA
2022-23 Men's Basketball

Game Time: 7:00 PM
Game Duration: 2:02
Attendance: 2,224

Officials: Michael Irving, Mike Scyphers, Kelly Pfeifer

UNLV - 72

Record: 11-2 (0-1)

NO.	Name	Min	FG M-A	3P M-A	FT M-A	Rebounds OR DR TOT	Fouls PF FD	TP	AS	TO	ST	Shooting By Period		+/-
												BS	BA	
12	David Muoka	C 19:17	3-3	0-0	1-2	1 0 1	1 1 7	1	0	0	0	2	4	1st FG% 12.31 38.7%
2	Justin Webster	G 28:50	4-7	3-4	0-0	1 2 3	2 1 11	0	0	0	0	1	-4	3PT% 3.11 27.3%
5	Jordan McCabe	G 24:45	3-7	1-3	1-2	1 4 5	0 1 8	3	0	0	0	1	8	FT% 3.6 50%
15	Luis Rodriguez	G 36:10	2-5	1-2	0-0	1 7 8	5 1 5	1	1	1	0	0	1	2nd FG% 14.26 53.8%
55	Elijah Harkless	G 35:44	9-22	1-7	1-1	0 4 4	4 3 20	2	4	2	0	1	-3	3PT% 3.7 42.9%
0	Victor Iwuakor	25:43	2-2	0-0	3-4	2 3 5	3 2 7	0	0	0	0	0	-7	FT% 4.5 80%
10	Keshon Gilbert	35:48	3-13	0-3	0-0	1 5 6	3 3 6	3	0	2	0	1	-4	OTFG% 3.9 33.3%
24	Jackie Johnson III	18:43	3-7	1-3	1-2	0 1 1	2 1 8	1	1	0	0	1	-10	3PT% 1.4 25.0%
Team						1 1 2		0	1					FT% 0.0 0%
Totals		29:66	7-22	7-11	8 27 35	20 13 72	11 7 5	2 5	2	5	12	-3		GMFG% 29.66 43.9%
														3PT% 7.22 31.8%
														FT% 7.11 63.6%

Technical Fouls:Harkless 1st:24:5

Dead Ball Rebounds: 0,0

San Jose St. - 75

Record: 10-4 (1-0)

NO.	Name		Min	FG M-A	3P M-A	FT M-A	Rebounds		Fouls		TP	AS	TO	ST	Blocks		+/-	Shooting By Period			
							OR	DR	PF	FD					BS	BA		1st	FG%	15-31	48-4.4
15	Trey Anderson	F	31:05	3-9	3-7	0-1	1	3	4	2	0	9	1	2	0	0	1	8	3PT%	5-16	31.3%
23	Sage Tolbert	F	23:14	2-5	1-3	4-6	4	2	6	4	3	9	0	2	0	0	1	-11	FT%	6-10	60%
5	Ibrahim Diallo	C	10:44	0-0	0-0	2-2	2	4	6	3	2	2	0	2	0	0	0	-2	2nd FG%	6-25	24.0%
10	Omari Moore	G	41:33	4-14	0-6	7-9	0	2	2	1	7	15	7	3	1	0	0	1	3PT%	2-15	13.3%
13	Alvaro Cardenas	G	30:50	3-9	0-4	1-2	1	2	3	0	2	7	2	1	2	0	0	-2	FT%	10-14	71.4%
22	Robert Vaihola		34:16	4-5	0-0	1-2	5	8	13	0	2	9	1	0	1	2	0	5	OTFG%	2-5	40.0%
31	Tibet Gorener		22:34	3-9	3-7	2-3	1	4	5	1	1	11	0	0	0	0	0	-10	3PT%	1-1	100.0%
0	Myron Amey, Jr.		06:17	2-4	1-3	0-0	0	0	0	0	0	5	0	0	0	0	0	1	FT%	5-6	83.3%
1	Garrett Anderson		19:16	1-4	0-1	4-5	0	3	3	0	3	6	1	0	2	1	0	11	GM FG%	23-61	37.7%
11	JT Elder		05:11	1-2	0-0	0-0	0	0	0	0	2	0	2	0	0	0	0	14	3PT%	8-32	25.0%
	Team						2	5	7		0	0	2						FT%	21-30	70.0%
Totals					23-61	8-32	21-30	16	33	49	13	20	75	12	12	6	5	2	3	Dead Ball Rebounds: 4, 0	

Technical Fouls:NONE

	UNLV	SJSU
Biggest lead	3 (1 st 15:33)	13 (2 nd 18:44)
Best Scoring Run	13 (2 nd 7:13)	14 (1 st 2:04)
Lead Changes	13	
Times Tied	10	
Time with Lead	13:57	20:45

Points from Turnovers	UNLV	SJSU
Paint	36	30
Second Chance	10	12
Fast Breaks	5	10
Bench	21	33

Period by Period Scoring	1st	2nd	TOT
UNLV	30	35	7 72
SJSU	41	24	10 75



Official Basketball Box Score - Final
San Jose St. at Boise St.
01/03/23 ExtraMile Arena, Boise
2022-23 Men's Basketball

Game Time: 7:00 PM
Game Duration: 1:41
Attendance: 8,113

Officials: Tony Padilla, Mike Reed, Kelly Pfeifer

San Jose St. - 64

Record: 11-5 (2-1)

NO.	Name	Min	FG M-A	3P M-A	FT M-A	Rebounds OR DR TOT	Fouls PF FD	TP	AS	TO	ST	Blocks BS BA	+/-
15	Trey Anderson	F 18:03	0-4	0-3	2-2	1 0 1	3 1 2	0	1	0	0	0	-2

2022-23 San José State Men's Basketball

24-24-24-24



Official Basketball Box Score - Final
Nevada at San Jose St.
01/10/23 Provident Credit Union Event Center, San Jose, CA
2022-23 Men's Basketball

Game Time: 1:00 PM
Game Duration: 1:40
Attendance: 2,871

Officials: Kevin Brit, Chad Shepherd, Tom Nally

Nevada - 67		Record: 14-3 (4-0)																			
NO.	Name	Min	FG	3P	FT	Rebounds	Fouls	TP	AS	TO	ST	Blocks	BS	BA	4/4	Shooting By Period					
			M-A	M-A	M-A	OR	DR	TOT	PF	FD						1st	FG%	11-36	30.6%		
5	Darrion Williams	F 30:48	3-8	2-5	1-2	2	8	10	2	1	9	4	2	2	0	26	3PT%	5-18	27.8%		
14	Tre Coleman	F 28:46	0-2	0-1	0-0	2	1	3	1	0	1	1	1	0	1	0	FT%	5-7	71.4%		
50	Will Baker	F C 12:51	4-9	0-1	0-1	0	2	2	3	2	8	1	1	1	0	-9	2nd FG%	16-29	55.2%		
2	Jarod Lucas	G 26:48	4-13	2-7	2-3	0	3	3	2	2	12	0	0	1	0	8	3PT%	3-7	42.9%		
13	Kenan Blackshear	G 29:46	5-11	1-2	0-1	0	5	5	1	4	11	3	3	3	0	2	FT%	0-2	0%		
11	Nick Davidson	27:09	6-12	2-5	1-1	7	2	9	3	2	15	0	1	1	0	0	GM FG%	27-65	41.5%		
20	Daniel Foster	18:16	2-2	0-0	0-0	0	2	2	1	3	4	2	2	0	0	19	3PT%	8-25	32.0%		
1	Tyler Powell	06:27	1-5	1-3	0-0	1	1	2	0	0	3	1	0	0	0	5	FT%	5-9	55.6%		
3	Trey Pettigrew	15:11	2-3	0-1	1-1	0	0	0	0	1	5	0	0	1	0	26	Dead Ball Rebounds: 2, 0				
10	Snookey Wipington	01:59	0-0	0-0	0-0	0	1	1	1	0	0	0	0	0	0	0					
34	John Flannigan	01:59	0-0	0-0	0-0	0	1	1	0	0	0	0	0	0	0	0					
Team																					
Totals			27-65	8-25	5-9	14	28	42	14	15	67	12	10	11	1	2	27				

San Jose St. - 40			Record: 11-6 (2-2)														
NO.	Name	Min	FG M-A	3P M-A	FT M-A	Rebounds OR DR TOT	Fouls PF FD	TP	AS	TO	ST	Blocks BS BA	+/	Shooting By Period			
15	Trey Anderson	F 22:48	2-6	2-6	0-0	0 2 2	2 1	6	0	3	1	0	0	-10	1 st FG%	5-19	26.3%
23	Sage Tolbert	F 22:26	1-3	1-2	0-0	0 4 4	2 0	3	1	4	1	0	0	-11	3PT%	3-12	25.0%
5	Ibrahima Diallo	C 19:50	0-4	0-0	3-4	1 7 8	0 3	3	1	0	0	1	0	-10	FT%	2-2	100%
10	Omari Moore	G 36:27	4-8	1-4	1-2	0 5 5	1 2	10	2	6	0	1	1	-24	2 nd FG%	10-26	38.5%
13	Alvaro Cardenas	G 21:37	0-3	0-2	0-0	0 2 2	3 0	3	2	1	0	0	0	-6	3PT%	3-12	25.0%
22	Robert Vaihola	18:11	3-4	0-0	0-0	0 2 2	2 2	6	0	3	0	0	0	-17	FT%	2-8	25%
31	Tibet Gorener	17:37	1-6	1-6	0-0	0 0 0	1 3	2	1	0	0	0	0	-19	GM FG%	15-45	33.3%
1	Garrett Anderson	20:11	3-8	1-3	0-0	1 1 2	2 0	7	0	0	2	0	0	-28	3PT%	6-24	25.0%
4	Leo Torbor	12:57	1-1	0-0	0-4	0 1 1	2 3	2	1	1	0	0	0	-10	FT%	4-10	40.0%
20	Kellen King	01:59	0-1	0-0	0-0	0 0 0	0 0	0	0	0	0	0	0	0	Dead Ball Rebounds: 3, 0		
21	Nico D'Augusta	01:59	0-0	0-0	0-0	0 1 1	0 0	0	0	0	0	0	0	0			
25	Ryen Perry	01:59	0-1	0-1	0-0	0 0 0	0 0	0	0	0	0	0	0	0			
33	Kevin Simeth	01:59	0-0	0-0	0-0	0 0 0	0 0	0	0	0	0	0	0	0			
Team						3 1 4	0	0	0								
Totals			15-45			6-24	4-10	5 26 31	15 14	40	10	20	5 2 1	-27	Technical Fouls:NONE		

	NEV		SJSU		Points from		NEV		SJSU		Period by Period Scoring			
Biggest lead	28 (2 nd 2:50)	9 (1 st 13:13)		Turnovers	19	6								
Best Scoring Run	25(1 st 0:06)	5(1 st 18:32)		Paint	36	16								
Lead Changes	1			Second Chance	11	3								
Times Tied	1			Fast Breaks	5	4								
Time with Lead	25:38	12:05		Bench	27	18								

2022-23 San José State Men's Basketball

25-25-25-25



Official Basketball Box Score - Final
Air Force at San Jose St.
01/24/23 Provident Credit Union Event Center, San Jose, CA
2022-23 Men's Basketball

Game Time: 7:00 PM
Game Duration: 1:38
Attendance: 3,371

Officials: Mike Reed, Tommy Nunez, Randy McCall

Record: 12-9 (3-5)																		
NO.	Name	Min	FG	3P	FT	Rebounds	Fouls	TP	AS	TO	ST	Blocks	BS	BA	+/	Shooting By Period		
			M-A	M-A	M-A	OR DR TOT	PF FD									1st	2nd	3rd
14	Beau Becker	F 15:53	1-6	1-5	2-2	2 2 4	2 1	5	0	0	0	0	1	-14		1st FG%	9-25	36.0%
3	Jake Heidbreder	G 29:18	4-7	1-2	0-0	0 1 1	0 0	9	0	0	0	0	0	-33		3PT%	4-16	25.0%
5	Ethan Taylor	G 21:52	2-6	0-4	2-2	0 1 1	1 1	6	2	1	0	0	0	-23		FT%	9-9	100%
24	Jeffrey Mills	G 23:54	1-4	1-3	0-0	0 1 1	1 0	3	0	1	0	1	0	-24		2nd FG%	10-24	41.7%
31	Rytis Petrulis	G 28:01	3-7	0-2	2-3	0 2 2	3 4	8	3	1	1	0	0	-22		3PT%	0-6	0.0%
15	Corbin Green	18:35	2-6	0-1	2-2	2 1 3	1 1	6	1	0	0	2	0	-19		FT%	1-2	50%
12	Kellan Boylan	01:00	0-0	0-0	0-0	0 0 0	0 0	0	0	0	0	0	0	0		GM FG%	19-49	38.8%
30	Camden Vander Zwaag	19:02	4-7	1-2	2-2	1 1 2	2 2	11	0	0	0	1	0	-7		3PT%	4-22	18.2%
42	Marcell McCreary	18:56	0-2	0-2	0-0	0 0 0	0 0	0	1	1	0	0	0	-19		FT%	10-11	90.9%
4	Carter Murphy	05:49	0-0	0-0	0-0	0 0 0	0 0	0	0	1	0	0	0	0		Dead Ball Rebounds: 1, 0		
22	Nik Jackson	05:32	0-1	0-0	0-0	0 2 2	0 0	0	2	0	0	1	0	2				
23	Jake Murphy	05:14	0-1	0-1	0-0	0 1 1	1 0	0	0	0	0	0	0	2				
11	Byron Brown	03:27	0-0	0-0	0-0	0 1 1	1 0	0	0	0	0	1	0	2				
13	Chase Beasley	03:27	2-2	0-0	0-0	0 0 0	0 4	0	1	0	0	0	0	2				
Team						0 3 3		0	9	7	2	7	1	-30				
Totals			19-49	4-22	10-11	5 16 21	12 9	52	9	7	2	7	1	-30				

Technical Fouls: NONE

Record: 13-4 (4-4)																		
NO.	Name	Min	FG	3P	FT	Rebounds	Fouls	TP	AS	TO	ST	Blocks	BS	BA	+/	Shooting By Period		
			M-A	M-A	M-A	OR DR TOT	PF FD									1st	2nd	3rd
15	Trey Anderson	F 22:37	0-1	0-1	0-0	0 2 2	0 2	0	3	0	1	0	0	15		1st FG%	19-28	67.9%
23	Sage Tolbert	F 24:32	4-7	0-1	1-1	2 6 8	2 1	9	0	1	0	0	0	25		3PT%	2-6	33.3%
5	Ibrahima Diallo	C 09:07	3-3	0-0	0-0	0 1 1	3 0	6	1	0	0	1	0	-5		FT%	6-8	75%
10	Omari Moore	G 34:28	9-15	2-4	6-6	1 3 4	1 3	26	6	0	0	0	0	32		2nd FG%	15-31	48.4%
13	Alvaro Cardenas	G 34:28	5-10	2-4	0-0	0 0 0	1 1	12	1	1	0	0	1	32		3PT%	3-8	37.5%
22	Robert Vaihola	25:21	9-12	0-0	0-2	4 6 10	0 2	18	0	0	1	0	0	37		FT%	3-6	50%
31	Tibet Gorener	23:52	3-4	1-2	0-1	0 1 1	1 1	7	2	2	1	0	0	24		GM FG%	34-59	57.6%
1	Garrett Anderson	02:32	0-1	0-1	0-0	0 0 0	0 0	0	0	1	0	0	0	0		3PT%	5-14	35.7%
4	Leo Torbor	05:32	0-2	0-0	0-0	0 1 1	1 0	0	0	0	0	0	0	-2		FT%	9-14	64.3%
11	JT Elder	05:32	0-1	0-0	0-0	0 0 0	0 2	2	0	0	0	0	0	-1		Dead Ball Rebounds: 1, 0		
33	Kevin Simeth	02:32	0-0	0-0	0-0	0 1 1	0 0	0	0	0	0	0	0	0				
20	Kellen King	03:27	1-2	0-0	0-0	0 2 2	0 0	2	0	0	0	0	0	-2				
21	Nico D'Augusta	03:00	0-1	0-1	0-0	0 0 0	0 0	0	0	0	0	0	0	-2				
25	Ryen Perry	03:00	0-0	0-0	0-0	0 0 0	0 0	0	0	0	0	0	0	-2				
Team						4 2 6		0	13	5	3	1	7	30				
Totals			34-59	5-14	9-14	12 25 37	9 12	82	13	5	3	1	7	30				

Technical Fouls: NONE

		USAF	SJSU	Points from		USAF	SJSU	Period by Period Scoring			
Biggest lead		6 (1st 16:40)	33 (2nd 2:41)	Turnovers		6	7	1st		2nd	TOT
Best Scoring Run		6 (1st 18:03)	13 (2nd 12:28)	Paint		26	52	USAF		31	52
Lead Changes		2		Second Chance		3	16	SJSU		46	82
Times Tied		1		Fast Breaks		3	2				
Time with Lead		05:03	33:54	Bench		21	29				



Official Basketball Box Score - Final
Wyoming at San Jose St.
02/04/23 Provident Credit Union Event Center, San Jose, CA
2022-23 Men's Basketball

Game Time: 7:00 PM
Game Duration: 1:46
Attendance: 2,609

Officials: Mike Littlewood, Roderick Dixon, Randy Heimerman

Record: 7-15 (2-8)																		
NO.	Name	Min	FG	3P	FT	Rebounds	Fouls	TP	AS	TO	ST	Blocks	BS	BA	+/	Shooting By Period		
			M-A	M-A	M-A	OR DR TOT	PF FD									1st	2nd	3rd
10	Hunter Thompson	F 20:54	0-2	0-2	0-0	0 1 1	2 0	0	2	3	0	0	0	-15		1st FG%	10-25	40.0%
15	Nate Barnhart	F 16:17	2-3	1-2	0-0	2 2 4	3 1	5	1	0	0	0	0	-12		3PT%	4-11	36.4%
25	Jeremiah Oden	F 25:44	4-6	2-4	2-4	2 2 4	1 3	12	1	0	1	1	1	-10		FT%	4-6	66.7%
21	Noah Reynolds	G 15:32	0-1	0-0	1-2	0 0 0	1 2	1	2	4	1	0	0	-16		2nd FG%	12-27	44.4%
10	Hunter Maldonado	G 38:08	13-19	2-2	6-6	1 3 4	0 5	34	3	3	1	1	1	-18		3PT%	3-11	27.3%
1	Brendan Wenzel	31:21	0-5	0-3	2-2	2 2 4	0 2	2	0	2	1	0	0	-8		FT%	9-10	90%
53	Xavier DuSelle	28:14	2-9	2-7	0-0	1 2 3	1 0	6	0	1	1	0	0	-3		GM FG%	22-52	42.3%
44	Caden Powell	13:24	1-2	0-0	2-2	0 1 1	3 2	4	0	1	0	0	0	-3		3PT%	7-22	31.8%
20	Ethan Anderson	05:36	0-1	0-0	0-0	0 0 0	0 0	0	0	1	0	0	0	-9		FT%	13-16	81.3%
13	Jake Kyman	02:25	0-2	0-2	0-0	0 0 0	0 0	0	0	1	0	0	0	-3		Dead Ball Rebounds: 2, 0		
23	Max Agbonkpolo	02:25	0-0	0-0	0-0	0 1 1	0 0	0	0	0	0	0	0	-3				
Team						4 1 5		0	1									
Totals			22-52	7-22	13-16	12 15 27	12 15	64	9	17	5	2	5	-20				

Technical Fouls: Team 1st 15:44 Coach 1st 15:44

Record: 14-9 (5-5)																		
NO.	Name	Min	FG	3P	FT	Rebounds	Fouls	TP	AS	TO	ST	Blocks	BS	BA	+/	Shooting By Period		
			M-A	M-A	M-A	OR DR TOT	PF FD									1st	2nd	3rd
15	Trey Anderson	F 35:51	4-7	2-4	0-0	0 1 1	3 3	10	2	2	1	1	1	27		1st FG%	14-24	58.3%
23	Sage Tolbert	F 37:57	5-8	1-2	3-4	2 3 5	2 3	14	1	1	3	0	0	26		3PT%	4-9	44.4%
5	Ibrahima Diallo	C 20:25	3-4	0-0	4-5	5 5 10	1 3	10	0	3	0	0	0	12		FT%	7-9	77.8%
10	Omari Moore	G 40:00	10-22	5-10	4-4	1 5 6	0 3	29	6	3	2	2	2	20		2nd FG%	16-29	55.2%
13	Alvaro Cardenas	G 40:00	5-9	3-6	0-0	0 1 1	2 1	13	4	2	2	0	1	20		3PT%	7-13	53.8%
1	Garrett Anderson	02:59	0-0	0-0	0-0	0 0 0	2 0	0	0	0	0	0	0	-4		GM FG%	30-53	56.6%
22	Robert Vaihola	19:35	3-3	0-0	2-2	1 2 3	4 1	8	0	1	0	1	0	8		3PT%	11-22	50.0%
11	JT Elder	03:13	0-0	0-0	0-0	0 0 0	1 0	0	0	1	0	0	0	-9		FT%	13-15	86.7%
Team						1 2 3		0	1							Dead Ball Rebounds: 0, 0		
Totals			30-53	11-22	13-15	10 19 29	15 11	84	13	14	8	5	2	20				

Technical Fouls: NONE

		WYO	SJS	Points from		WYO	SJS	Period by Period Scoring			
Biggest lead		0 (1st 20:00)	24 (2nd 3:01)	Turnovers		9	31	1st		2nd	TOT
Best Scoring Run		11 (1st 12:11)	10 (1st 15:44)	Paint		28	36	WYO		38	64
Lead Changes		0		Second Chance		7	21	SJS		29	84
Times Tied		2		Fast Breaks		3	10				
Time with Lead		00:00	37:45	Bench		12	8				



Official Basketball Box Score - End of 2nd Period
San Jose State at San Diego State
01/28/23 Steve Fisher Court at Viejas Arena, San Diego
2022-23 Men's Basketball

Game Time: 6:05 PM
Game Duration: 1:55
Attendance: 12,414

Officials: Shawn Lehigh, Randy Richardson, James Ford

San Jose State - 51																					
NO.	Name	Min	FG	3P	FT	Rebounds	Fouls	TP	AS	TO	ST	Blocks	BS	BA	+/	Shooting By Period					
			M-A	M-A	M-A	OR	DR	PF	FD							1st	FG%	5-24	20.6%		
15	Trey Anderson	F 17:53	2-6	2-2	2-2	1	2	2	1	8	1	0	0	1	-13		3PT%	1-10	10.0%		
23	Sage Tolbert	F 18:05	0-3	0-2	2-2	1	6	7	4	2	1	0	1	0	-19		FT%	3-6	50%		
5	Ibrahimia Diallo	C 28:15	0-1	0-0	2-3	2	4	6	3	2	1	1	0	1	-14						
10	Omari Moore	G 35:56	1-10	2-5	3-4	2	5	7	0	11	3	2	0	1	0	-19	2nd	FG%	12-25	48.0%	
13	Alvaro Cardenas	G 31:15	3-12	0-5	3-4	1	2	3	4	4	9	3	3	0	-17		3PT%	3-9	33.3%		
3	Tibet Gorenfeld	20:11	2-6	0-4	0-0	0	1	1	3	0	4	1	2	0	0	-18		FT%	10-12	83.3%	
22	Robert Vahola	23:03	6-7	0-0	0-0	2	1	3	2	2	12	2	0	0	1	-9		GM	FG%	17-49	34.7%
1	Garrett Anderson	08:38	0-2	0-0	0-1	0	0	0	0	2	0	0	0	1	1	-7		3PT%	4-19	21.1%	
11	JT Elder	06:51	1-1	0-0	0-0	0	1	1	0	2	0	1	0	0	-10						
4	Leo Torbor	05:22	0-0	0-0	1-2	0	0	0	1	1	1	0	0	0	-6						
12	Kevin Simeth	01:46	0-0	0-0	0-0	1	0	1	0	0	0	0	0	0	2						
25	Ryen Perry	01:46	0-1	0-1	0-0	0	1	1	0	0	0	0	1	0	0	2					
20	Kellen King	00:59	0-0	0-0	0-0	0	0	0	0	0	0	0	0	0	3						
Team						1	3	4	0	0	0	0	0	0		Dead Ball Rebounds: 3, 1					
Totals			17-49	4-19	13-18	11	25	36	19	57	9	13	1	3	3	-21					

2022-23 San José State Men's Basketball

26-26-26-26



Official Basketball Box Score - Final
Utah St. at San Jose St.
02/11/23 Provident Credit Union Event Center, San Jose, CA
2022-23 Men's Basketball

Game Time: 7:00 PM
Game Duration: 1:53
Attendance: 2,399

Officials: Brad Ferrie, Eric Anderson, Rob Kruger

Utah St. - 64										Record: 19-7 (8-5)									
NO.	Name	Min	FG M-A	3P M-A	FT M-A	Rebounds OR DR TOT	Fouls PF FD	TP	AS	TO	ST	Blocks BS BA	+/-	Shooting By Period					
23	Taylor Funk	F 29:52	2-8	0-0	0-0	2 2 2	3 2 4	0	0	1	0	1	4	1 st FG%	12-23	52.2%			
32	Trevin Dorius	C 12:05	5-8	0-0	1-1	1 4 5	4 1 11	0	0	0	0	1	-6	3PT%	3-5	60.0%			
2	Sean Bairstow	G 36:11	4-12	2-5	0-0	1 6 7	4 2 10	2	1	0	0	1	1	FT%	5-5	100%			
3	Steven Ashworth	G 36:12	2-6	1-3	9-9	1 5 6	1 5 14	5	3	2	0	0	-4	2 nd FG%	10-29	34.5%			
11	Max Shulga	G 31:33	4-8	3-4	2-3	0 0 0	0 5 13	5	1	0	0	1	-10	3PT%	3-13	23.1%			
5	RJ Eytile-Rock	19:21	0-1	0-0	0-0	0 0 0	2 0 0	0	1	1	0	0	1	FT%	9-10	90%			
24	Zee Hamoda	08:22	0-1	0-0	0-0	0 1 1	0 1 0	0	0	1	0	0	-10	GM FG%	22-52	42.3%			
30	Dan Akin	26:24	5-8	0-0	2-2	1 2 3	4 3 12	2	3	1	1	1	-1	3PT%	6-18	33.3%			
Team						2 1 3	0 0 0	0	0	0	0	0		FT%	14-15	93.3%			
Totals			22-52	6-18	14-15	6 21 27	19 18 64	15 10 4	1 5	5	-5	Dead Ball Rebounds: 1, 1							

San Jose St. - 69										Record: 15-10 (6-6)											
NO.	Name	Min	FG	3P	FT	Rebounds	Fouls	TP	AS	TO	ST	Blocks	+/-	Shooting By Period							
			M-A	M-A	M-A	OR	DR	PF	FD			BS	BA		1 st	2 nd	3 rd	GM			
15	Trey Anderson	F 24:10	3-6	1-2	0-0	3	4	7	4	0	7	0	0	1	0	10	12-31	38.7%			
23	Sage Tolbert	F 32:18	3-7	0-2	4-7	2	3	5	3	4	10	0	2	0	1	0	3-11	27.3%			
5	Ibrahima Diallo	C 16:55	2-3	0-0	4-6	2	2	4	4	3	8	0	0	1	3	0	4-5	80%			
10	Omari Moore	G 37:20	9-21	1-5	8-9	0	1	1	1	5	27	4	1	2	0	0	12-27	44.4%			
13	Alvaro Cardenas	G 36:49	3-12	1-5	0-0	1	3	4	3	1	7	2	3	0	0	1	1-7	14.3%			
22	Robert Vaihola	23:05	2-3	0-0	0-1	5	3	8	1	5	4	2	0	0	0	0	13-20	65%			
31	Tibet Gorener	23:32	2-5	1-4	1-2	1	1	2	1	1	6	0	2	0	1	0	24-58	41.4%			
1	Garrett Anderson	05:51	0-1	0-0	0-0	0	2	2	1	0	0	0	0	0	0	0	4-18	22.2%			
Team						0 3 3						0 2				Dead Ball Rebounds: 6, 2					
Totals			24-58 4-18 17-25			14 22 36		18 19		69 8		10 4		5 1		5		Technical Fouls:NONE			

	USU	SJSU	Points from Turnovers	USU	SJSU	Period by Period Scoring			
Biggest lead	5 (2 nd 11:54)	11 (1 st 13:58)	Paint	11	7	USU	1st	2nd	TOT
Best Scoring Run	9 (1 st 7:37)	7 (1 st 13:58)	Paint	28	38		32	32	64
Lead Changes	14		Second Chance	7	10	SJSU	31	38	69
Times Tied	10		Fast Breaks	0	6				
Time with Lead	17:32	18:11	Bench	12	10				



Official Basketball Box Score - Final
New Mexico at San Jose St.
02/17/23 Provident Credit Union Event Center, San Jose, CA
2022-23 Men's Basketball

Game Time: 7:30 PM
Game Duration: 1:55
Attendance: 2,917

Officials: Mike Scypers, Larry Spaulding, Amy Bonner

New Mexico - 96										Record: 20-7 (7-7)										
NO.	Name	Min	FG M-A	3P M-A	FT M-A	Rebounds OR DR TOT	Fouls PF FD	TP	AS	TO	ST	Blocks BS BA	+/-	Shooting By Period						
24	Morris Udeze	F 31:48	11-14	0-0	9-12	2	10	12	2	7	31	0	0	0	2	0	16	1 st FG%	18-29	62.1%
53	Josiah Alick	F 29:44	3-6	0-0	2-2	1	5	6	4	1	8	1	0	0	0	1	31	3PT%	3-6	50.0%
5	Jamal Mashburn, Jr.	G 29:08	9-11	2-4	7-7	0	1	4	3	5	27	3	0	0	0	0	22	FT%	11-12	91.7%
10	Jaelen House	G 25:15	3-10	1-1	0-0	0	1	1	2	1	7	5	2	5	1	2	20	2 nd FG%	16-27	59.3%
13	Javonte Johnson	G 33:05	3-5	2-4	0-0	0	2	2	4	0	8	1	0	0	0	0	21	3PT%	4-5	80.0%
0	KJ Jenkins	15:51	3-5	2-2	0-0	0	1	1	0	0	8	1	0	1	0	0	10	FT%	10-14	71.4%
2	Donovan Dent	15:50	2-3	0-0	3-5	0	2	2	4	3	7	4	2	0	0	0	8	GM FG%	34-56	60.7%
34	Brima Seck	16:27	0-1	0-0	0-0	2	1	3	0	0	0	0	2	0	1	0	10	3PT%	7-11	63.6%
20	Safi Fino-A-Laseli	01:26	0-1	0-0	0-0	0	0	0	0	0	0	0	0	0	0	0	1	FT%	21-26	80.8%
32	Mac Manzanarez	01:26	0-0	0-0	0-0	0	0	0	0	1	0	0	0	1	0	0	1	Dead Ball Rebounds: 1, 0		
Team						2	1	3			0									
Totals			34-56	7-11	21-26	7	27	34	20	17	96	15	6	7	4	3	28			

San Jose St. - 68										Record: 16-11 (7-7)										
NO.	Name	Min	FG M-A	3P M-A	FT M-A	Rebounds OR DR TOT	Fouls PF FD	TP	AS	TO	ST	Blocks BS BA	+/-	Shooting By Period						
15	Trey Anderson	F 20:14	1-5	1-1	1-2	1	1	2	2	3	4	0	0	0	-12	1 st FG%	12-36	33.3%		
23	Sage Tolbert	F 29:39	0-6	0-2	0-0	5	3	8	2	0	0	0	0	1	0	-18	FT%	5-7	71.4%	
5	Ibrahima Diallo	C 18:05	6-9	0-0	0-3	5	4	9	4	3	12	1	0	0	1	-13	2 nd FG%	10-34	29.4%	
10	Omari Moore	G 32:16	5-13	3-8	5-7	1	3	4	1	4	18	3	4	0	0	-25	3PT%	4-17	23.5%	
13	Alvaro Cardenas	G 23:57	4-10	0-3	0-1	0	0	0	3	1	8	1	5	1	0	-13	FT%	13-20	65%	
22	Robert Vaihola	19:36	3-6	0-0	2-2	8	1	9	2	2	8	1	2	1	1	-16	GM FG%	22-70	31.4%	
31	Tibet Gorener	21:50	0-9	0-6	0-0	0	1	1	1	0	0	2	0	0	1	-15	3PT%	6-27	22.2%	
1	Garrett Anderson	16:05	3-8	2-5	4-4	1	1	2	1	3	12	1	1	0	0	-6	FT%	18-27	66.7%	
11	JT Elder	06:36	0-3	0-1	4-4	3	2	5	1	2	4	0	0	0	0	-6	Dead Ball Rebounds: 1, 0			
4	Leo Torbor	02:51	0-0	0-0	0-0	0	0	0	0	0	0	0	0	0	0	-4				
33	Kevin Simeth	01:25	0-0	0-0	0-2	0	0	0	0	1	0	0	0	0	0	-2				
20	Kellen King	02:17	0-1	0-1	2-2	0	0	0	0	1	2	0	1	1	0	-3				
21	Nico D'Augusta	02:17	0-0	0-0	0-0	0	1	1	0	0	0	0	0	0	0	-3				
12	Uchenna Ndigwe	01:26	0-0	0-0	0-0	0	0	0	0	0	0	0	0	0	0	-1				
25	Ryen Perry	01:26	0-0	0-0	0-0	0	0	0	0	0	0	0	0	0	0	-1				
Team						5	2	7	0	0	0									
Totals			22-70	6-27	17-27	29	19	48	17	20	68	9	13	5	3	4	-28	Technical Fouls: NONE		



Official Basketball Box Score - Final
Boise St. at San Jose St.
02/25/23 Provident Credit Union Event Center, San Jose, CA
2022-23 Men's Basketball

Game Time: 4:00 PM
Game Duration: 2:07
Attendance: 2,321

Officials: Shawn Lehigh, Randy Heimerman, Jeff Maham

Boise St. - 68			Record: 22-7 (12-4)																								
NO.	Name	Min	FG	3P	FT	Rebounds			Fouls	TP	AS	TO	ST	Blocks		+/-	Shooting By Period										
			M-A	M-A	M-A	OR	DR	TOT	PF	FD				BS	BA		1 st	FG%	11-24	45.8%	3PT%	6-11	54.5%	FT%	3-5	60%	
2	Tyson Degenhart	F 38:03	5-7	3-5	0-1	0	3	3	1	4	13	1	1	1	0	0	-7	2 nd	FG%	9-21	42.9%	3PT%	2-7	28.6%	FT%	7-8	87.5%
23	Naje Smith	F 37:53	3-5	1-2	1-4	4	7	11	3	2	8	2	3	3	3	1	5	OT	FG%	2-6	25.0%	3PT%	2-5	40.0%	FT%	4-7	57.1%
10	Marcus Shaver Jr.	G 35:44	3-9	0-2	8-9	0	3	3	3	5	14	3	4	1	0	1	-7	GM	FG%	22-53	41.5%	3PT%	10-23	43.5%	FT%	14-20	70.0%
11	Chibuzo Agbo	G 38:03	5-8	4-5	3-3	0	2	2	5	2	17	1	1	0	0	0	-11										
12	Max Rice	G 43:12	4-18	2-7	2-2	0	6	6	3	2	12	5	1	1	0	2	-4										
15	Jace Whiting	11:30	1-2	0-1	0-0	0	1	1	2	1	2	2	0	0	0	0	0										
25	Lukas Milner	14:04	1-2	0-0	0-1	0	1	1	2	1	2	0	0	0	2	1	-10										
3	Kobe Young	06:31	0-2	0-1	0-0	0	2	2	0	1	0	0	1	0	0	1	4										
Team						0	3	3			0		1														
Totals			22-53	10-23	14-20	4	28	32	19	18	68	14	12	6	5	6	-6										
			Technical Fouls: NONE																								
			Dead Ball Rebounds: 1, 1																								

San Jose St. - 74		Record: 17-12 (8-8)																						
NO.	Name	Min	FG M-A	3P M-A	FT M-A	Rebounds			Fouls PF FD	TP	AS	TO	ST	Blocks BS BA		+/-	Shooting By Period							
15	Trey Anderson	F 15:46	0-3	0-2	0-0	0	0	0	4	0	0	1	1	0	0	1	-5	1 st	FG%	10-31	32.3%			
23	Sage Tolbert	F 22:38	3-9	0-3	0-0	1	8	9	0	1	6	1	1	1	0	0	-17	3PT%	3-14	21.4%				
5	Ibrahima Diallo	C 28:17	4-7	0-0	0-0	7	8	15	4	4	8	1	1	1	1	0	17	FT%	2-2	100%				
10	Omar Moore	G 43:30	10-26	4-10	0-1	0	2	2	2	1	24	4	3	1	2	2	8	2 nd	FG%	13-36	36.1%			
13	Alvaro Cardenas	G 38:57	1-3	1-2	5-6	0	3	3	2	6	8	4	4	0	0	0	8	3PT%	4-15	26.7%				
22	Robert Valhola	33:57	5-7	0-0	5-8	7	4	11	5	4	15	0	1	0	2	1	10	FT%	3-4	75%				
31	Tibet Gorener	15:28	0-7	0-5	0-0	1	2	3	0	1	0	0	0	1	0	1	-4	OT	FG%	3-5	60.0%			
1	Garrett Anderson	26:27	3-10	3-9	4-4	0	3	3	1	2	13	0	0	1	1	0	13	3PT%	1-2	50.0%				
Team											0		0					FT%	9-13	69.2%				
Totals			26-72	8-31	14-19	21	32	53	18	19	74	11	11	5	6	5	6		GM FG%	26-72	36.1%			
																		3PT%	8-31	25.8%				
																		FT%	14-19	73.7%				
																		Technical Fouls: NONE						
																		Dead Ball Rebounds: 1, 0						

	BSU	SJSU	Points from	BSU	SJSU	Period by Period Scoring				
Biggest lead	12 (2 nd 8:17)	9 (1 st OT 0:25)	Turnovers	13	11		1st	2nd	OT1	TOT
Best Scoring Run	6 (1 st 10:13)	12 (1 st OT 3:33)	Paint	20	34					
Lead Changes	4		Second Chance	0	15	BSU	31	27	10	68
Times Tied	1		Fast Breaks	9	14					
Time with Lead	38:27	05:40	Bench	4	28	SJSU	25	33	16	74



Has seen action in 9 games this season before an injury sidelined him for the season

Averaging 5.6 points and 1.1 rebounds per game

Scored in double figures twice -
13 pts vs. Bethesda
10 pts vs. Cal Poly

Season Highs.....Career Highs

13, Bethesda, 11/12Points..... 32, Bethesda, 1/8/22
5, Bethesda, 11/12.....FG Made 13, Bethesda, 1/8/22
10, Cal Poly, 12/20.....FG Attempted 21, Bethesda, 1/8/22
3, Bethesda, 11/12.....3pt Made 5, Three games
6, Bethesda, 11/12.....3pt Attempted9, Bethesda, 1/8/22
4, at Santa Clara, 12/10.....FT Made..... 7, Two games
5, at Santa Clara, 12/10.....FT Attempted 8, Two games
3, at Pacific, 12/17.....Rebounds....12, San Diego St., 2/9/22
2, Three games Assists4, Utah State, 3/4/22
1, at Pacific, 12/17.....Blocks..... 2, at UNLV, 1/22/22
2, Cal Poly, 12/20.....Steals 4, at Air Force, 3/1/22

#0
Myron (MJ)
Amey
G • 6-2 • 178 • SO
Vacaville, Calif./
Scotland Prep

Opponent	Date	GS	MIN	Total		3-Pointers		Free throws		Rebounds				Points						
				FG-FGA	PCT	3FG-3FGA	PCT	FT-FTA	PCT	OFF	DEF	TOT	AVG	PF	A	TO	BLK	STL	PTS	AVG
Ga. Southern	11/08/2022		15:26	0-2	.000	0-1	.000	1-2	.500	0	2	2	2.0	1	0	1	0	0	1	1.0
Bethesda (CA)	11/12/2022		17:57	5-9	.556	3-6	.500	0-0	.000	0	1	1	1.5	2	2	0	0	0	13	7.0
Alabama St.	11/15/2022		07:54	2-5	.400	1-2	.500	0-0	.000	0	0	0	1.0	1	2	0	0	0	5	6.3
at Arkansas	12/03/2022		09:05	0-4	.000	0-2	.000	0-0	.000	1	0	1	1.0	2	2	2	0	0	0	4.8
CSU Bakersfield	12/06/2022		10:19	0-2	.000	0-1	.000	0-0	.000	0	0	0	0.8	1	0	2	0	0	0	3.8
at Santa Clara	12/10/2022		13:44	2-4	.500	0-0	.000	4-5	.800	0	1	1	0.8	0	0	0	0	0	8	4.5
at Pacific	12/17/2022		13:17	3-8	.375	2-3	.667	0-0	.000	0	3	3	1.1	1	0	1	1	1	8	5.0
Cal Poly	12/20/2022		23:27	4-10	.400	0-4	.000	2-2	1.000	0	2	2	1.3	0	1	0	0	2	10	5.6
UNLV	12/28/2022		06:17	2-4	.500	1-3	.333	0-0	.000	0	0	0	1.1	0	0	0	0	0	5	5.6
Totals		0	117:25	18-48	.375	7-22	.318	7-9	.778	1	9	10	1.1	8	7	8	1	3	50	5.6

Player Averages

Games Played	Minutes/ game	Points/ game	FG Pct	3FG Pct	FT Pct	Rebounds/ game	Assists/ game	Turnovers/ game	Assist/Turnover ratio	Steals/ game	Blocks/ game
9	13.0	5.6	37.5	31.8	77.8	1.1	0.8	0.9	0.9	0.3	0.1

				Field Goals		3-Point		F-Throws		Rebounds									Scoring	
SEASON	TEAM	GP-GS	MIN/AVG	FG-FGA	FG%	3FG-3FGA	3FG%	FT-FTA	FT%	OFF	DEF	TOT	AVG	PF-FO	A	TO	BLK	STL	PTS	AVG
2021-22	SJSU	25-4	453/18.1	86-196	.439	32-85	.376	32-44	.727	19	54	73	2.9	22-0	21	32	3	18	236	9.4
2022-23	SJSU	9-0	117/13.0	18-48	.375	7-22	.318	7-9	.778	1	9	10	1.1	8-0	7	8	1	3	50	5.6
TOTAL		34-4	570/16.8	104-244	.426	39-107	.364	39-53	.736	20	63	83	2.4	30-0	28	40	4	21	286	8.4



Played in 24 games this season

A key substitute off the bench

Best games have come in MW play - first came in the win over UNLV with six points, three rebounds and two key steals in the win.

Scored the final three points of overtime from the free throw line to seal the win for SJSU

Season Highs.....												Career Highs											
13, vs. Boise State, 2/25												Points.....12, vs. New Mexico, 2/17											
3, Three games												FG Made											
10, vs. Boise State, 2/25												FG Att... 10, vs. Boise State, 2/25/23											
3, vs. Boise State, 2/25.....												3pt Made ..3, vs. Boise State, 2/25/23											
9, vs. Boise State, 2/25.....												3pt Att.....9, vs. Boise State, 2/25/23											
4, Three games												FT Made.....											
5, UNLV, 12/28.....												FT Attempted											
3, Two games												Rebounds.....											
1, Five games.....												Assists											
1, Two games												Blocks.....											
2, Two games												Steals											

#1
Garrett Anderson
G • 6-5 • 185 • FR
Phoenix, Ariz./
PHH Prep

Scored 12 points in home game against New Mexico where he was 3-for-8 from the floor and 4-for-4 from the free throw line.

Came off the bench to score seven points against Nevada where he again had two steals

Played 26 minutes in the win over Boise State when he scored a season-best 13 points and had three rebounds, a blocked shot and a steal

Also scored six points against North Texas and five points at New Mexico

Opponent	Date	GS	MIN	Total		3-Pointers		Free throws		Rebounds				PF	A	TO	BLK	STL	PTS	AVG
				FG-FGA	PCT	3FG-3FGA	PCT	FT-FTA	PCT	OFF	DEF	TOT	AVG							
Bethesda (CA)	11/12/2022		08:47	1-4	.250	1-3	.333	0-0	.000	1	1	2	2.0	0	0	0	0	0	3	3.0
at Northern Colo.	11/19/2022		14:57	2-2	1.000	0-0	.000	1-2	.500	1	0	1	1.5	3	1	0	0	0	5	4.0
vs North Texas	11/25/2022		09:11	2-4	.500	2-3	.667	0-0	.000	0	0	0	1.0	0	0	0	0	0	6	4.7
vs Oakland	11/26/2022		13:31	1-5	.200	1-4	.250	0-0	.000	0	1	1	1.0	0	1	0	0	0	3	4.3
vs Ball St.	11/27/2022		02:03	0-0	.000	0-0	.000	0-0	.000	0	0	0	0.8	0	0	0	0	0	0	3.4
at Arkansas	12/03/2022		04:48	0-1	.000	0-1	.000	0-0	.000	0	0	0	0.7	0	0	0	0	0	0	2.8
CSU Bakersfield	12/06/2022		02:47	1-2	.500	1-2	.500	0-0	.000	0	0	0	0.6	0	0	0	0	0	3	2.9
at Santa Clara	12/10/2022		05:30	1-1	1.000	0-0	.000	0-0	.000	0	0	0	0.5	0	0	0	0	0	2	2.8
Cal Poly	12/20/2022		03:33	2-3	.667	0-1	.000	0-0	.000	0	0	0	0.4	2	0	1	0	0	4	2.9
UNLV	12/28/2022		19:16	1-4	.250	0-1	.000	4-5	.800	0	3	3	0.7	0	1	0	1	2	6	3.2
at Colorado St.	12/31/2022		08:43	0-3	.000	0-2	.000	0-0	.000	0	1	1	0.7	0	1	0	0	0	0	2.9
at Boise St.	01/03/2023		03:05	0-2	.000	0-1	.000	0-0	.000	0	0	0	0.7	0	0	0	0	0	0	2.7
Nevada	01/07/2023		20:11	3-8	.375	1-3	.333	0-0	.000	1	1	2	0.8	2	0	0	0	2	7	3.0
Fresno St.	01/10/2023		02:35	0-1	.000	0-1	.000	0-0	.000	0	1	1	0.8	0	0	0	0	0	0	2.8
at New Mexico	01/17/2023		17:16	1-3	.333	1-2	.500	2-2	1.000	0	1	1	0.8	1	0	0	0	0	5	2.9
at Utah St.	01/21/2023		01:58	0-0	.000	0-0	.000	0-0	.000	0	1	1	0.8	1	0	2	0	0	0	2.8
Air Force	01/24/2023		02:32	0-1	.000	0-1	.000	0-0	.000	0	0	0	0.8	0	0	1	0	0	0	2.6
at San Diego St.	01/28/2023		08:38	0-2	.000	0-0	.000	0-1	.000	0	0	0	0.7	0	0	0	0	1	0	2.4
Wyoming	02/04/2023		02:59	0-0	.000	0-0	.000	0-0	.000	0	0	0	0.7	2	0	0	0	0	0	2.3
Utah St.	02/11/2023		05:51	0-1	.000	0-0	.000	0-0	.000	0	2	2	0.8	1	0	0	0	0	0	2.2
at UNLV	02/14/2023		14:43	2-4	.500	0-2	.000	0-0	.000	0	2	2	0.8	0	0	0	0	0	4	2.3
New Mexico	02/17/2023		16:05	3-8	.375	2-5	.400	4-4	1.000	1	1	2	0.9	1	1	1	0	1	12	2.7
at Nevada	02/21/2023		08:30	1-2	.500	1-1	1.000	0-0	.000	1	1	2	0.9	1	0	0	0	0	3	2.7
Boise St.	02/25/2023		26:27	3-10	.300	3-9	.333	4-4	1.000	0	3	3	1.0	1	0	0	1	1	13	3.2
Totals		0	223:56	24-71	.338	13-42	.310	15-18	.833	5	19	24	1.0	15	5	5	2	7	76	3.2

Player Averages

Games Played	Minutes/ game	Points/ game	FG Pct	3FG Pct	FT Pct	Rebounds/ game	Assists/ game	Turnovers/ game	Assist/Turnover ratio	Steals/ game	Blocks/ game
24	9.3	3.2	33.8	31.0	83.3	1.0	0.2	0.2	1.0	0.3	0.1

				Field Goals		3-Point		F-Throws		Rebounds									Scoring	
SEASON	TEAM	GP-GS	MIN/AVG	FG-FGA	FG%	3FG-3FGA	3FG%	FT-FTA	FT%	OFF	DEF	TOT	AVG	PF-FO	A	TO	BLK	STL	PTS	AVG
2022-23	SJSU	24-0	224/9.3	24-71	.338	13-42	.310	15-18	.833	5	19	24	1.0	15-0	5	5	2	7	76	3.2
TOTAL		24-0	224/9.3	24-71	.338	13-42	.310	15-18	.833	5	19	24	1.0	15-0	5	5	2	7	76	3.2



#2
Max
Allen
F • 6-9 • 260 • FR
Las Vegas, Nev./
Coronado HS

Saw action in the first eight games of the season before a lower-leg injury has sidelined him for the season

Scored four points in the win over Oakland

Grabbed six rebounds against Alabama State

Two assists and a steal against Bethesda

Season Highs.....	Career Highs
4, vs. Oakland, 11/26	Points.....4, vs. Oakland, 11/26/22
2, vs. Oakland, 11/26	FG Made2, vs. Oakland, 11/26/22
4, Bethesda, 11/12.....	FG Attempted4, Bethesda, 11/12/22
.....	3pt Made
2, Bethesda, 11/12.....	3pt Attempted2, Bethesda, 11/12/22
2, vs. Ball State, 11/27	FT Made.....2, vs. Ball State, 11/27/22
2, Three games	FT Attempted
6, Alabama State, 11/15	Rebounds....6, Alabama St., 11/15/22
2, Bethesda, 11/12.....	Assists
.....	Blocks.....
1, Bethesda, 11/12.....	Steals1, Bethesda, 11/12/22

Opponent	Date	GS	MIN	Total		3-Pointers		Free throws		Rebounds				PF	A	TO	BLK	STL	PTS	AVG
				FG-FGA	PCT	3FG-3FGA	PCT	FT-FTA	PCT	OFF	DEF	TOT	AVG							
Ga. Southern	11/08/2022		07:08	0-0	.000	0-0	.000	0-0	.000	0	2	2	2.0	0	1	0	0	0	0	0.0
Bethesda (CA)	11/12/2022		12:39	0-4	.000	0-2	.000	0-0	.000	1	3	4	3.0	1	2	0	0	1	0	0.0
Alabama St.	11/15/2022		07:19	1-1	1.000	0-0	.000	1-2	.500	2	4	6	4.0	0	0	2	0	0	3	1.0
Hofstra	11/17/2022		03:14	0-0	.000	0-0	.000	0-0	.000	0	0	0	3.0	1	0	0	0	0	0	0.8
at Northern Colo.	11/19/2022		02:49	0-2	.000	0-1	.000	0-0	.000	0	1	1	2.6	0	0	0	0	0	0	0.6
vs North Texas	11/25/2022		05:34	0-0	.000	0-0	.000	1-2	.500	0	0	0	2.2	3	1	1	0	0	1	0.7
vs Oakland	11/26/2022		10:25	2-2	1.000	0-0	.000	0-0	.000	0	1	1	2.0	3	1	1	0	0	4	1.1
vs Ball St.	11/27/2022		05:35	0-0	.000	0-0	.000	2-2	1.000	1	1	2	2.0	3	0	0	0	0	2	1.3
Totals		0	54:43	3-9	.333	0-3	.000	4-6	.667	4	12	16	2.0	11	5	4	0	1	10	1.3

Player Averages

Games Played	Minutes/ game	Points/ game	FG Pct	3FG Pct	FT Pct	Rebounds/ game	Assists/ game	Turnovers/ game	Assist/Turnover ratio	Steals/ game	Blocks/ game
8	6.8	1.3	33.3	0.0	66.7	2.0	0.6	0.5	1.3	0.1	0.0

				Field Goals		3-Point		F-Throws		Rebounds				Scoring						
SEASON	TEAM	GP-GS	MIN/AVG	FG-FGA	FG%	3FG-3FGA	3FG%	FT-FTA	FT%	OFF	DEF	TOT	AVG	PF-FO	A	TO	BLK	STL	PTS	AVG
2022-23	SJSU	8-0	55/6.8	3-9	.333	0-3	.000	4-6	.667	4	12	16	2.0	11-0	5	4	0	1	10	1.3
TOTAL		8-0	55/6.8	3-9	.333	0-3	.000	4-6	.667	4	12	16	2.0	11-0	5	4	0	1	10	1.3



Has played in 11 games this season

Four points in the win over Bethesda

Two points against North Texas and Nevada

Made his first free throw at San Diego State

Season Highs.....Career Highs
4, Bethesda, 11/12.....Points.....4, Bethesda, 11/12/22
2, Bethesda, 11/12.....FG Made.....2, Bethesda, 11/12/22
2, Two games.....FG Attempted.....2, Two games
.....3pt Made.....
.....3pt Attempted.....
1, at San Diego State, 1/28.....FT Made 1, at San Diego St., 1/28/23
5, vs. North Texas, 11/25.....FT Att..5, vs. North Texas, 11/25/22
3, Bethesda, 11/12.....Rebounds.....3, Bethesda, 11/12/22
1, Two games.....Assists.....1, Two games
.....Blocks.....
.....Steals.....

#4
Leo
Torbor
G • 6-3 • 175 • FR
Brooklyn Center,
Minn./
Park Center HS

Three rebounds against Bethesda and two rebounds versus North Texas

One assist against Cal Poly and Nevada

Opponent	Date	GS	MIN	Total		3-Pointers		Free throws		Rebounds				PF	A	TO	BLK	STL	PTS	AVG
				FG-FGA	PCT	3FG-3FGA	PCT	FT-FTA	PCT	OFF	DEF	TOT	AVG							
Bethesda (CA)	11/12/2022		07:27	2-2	1.000	0-0	.000	0-0	.000	2	1	3	3.0	1	0	2	0	0	4	4.0
Hofstra	11/17/2022		04:05	0-1	.000	0-0	.000	0-0	.000	0	0	0	1.5	1	0	0	0	0	0	2.0
vs North Texas	11/25/2022		09:28	1-1	1.000	0-0	.000	0-5	.000	2	0	2	1.7	0	0	0	0	0	2	2.0
at Arkansas	12/03/2022		02:51	0-0	.000	0-0	.000	0-0	.000	0	0	0	1.3	0	0	0	0	0	0	1.5
Cal Poly	12/20/2022		02:56	0-0	.000	0-0	.000	0-0	.000	0	0	0	1.0	0	1	0	0	0	0	1.2
at Colorado St.	12/31/2022		07:41	0-0	.000	0-0	.000	0-0	.000	0	1	1	1.0	2	0	0	0	0	0	1.0
Nevada	01/07/2023		12:57	1-1	1.000	0-0	.000	0-4	.000	0	1	1	1.0	2	1	1	0	0	2	1.1
at New Mexico	01/17/2023		02:12	0-0	.000	0-0	.000	0-0	.000	0	0	0	0.9	0	0	0	0	0	0	1.0
Air Force	01/24/2023		05:32	0-2	.000	0-0	.000	0-0	.000	0	1	1	0.9	1	0	0	0	0	0	0.9
at San Diego St.	01/28/2023		05:22	0-0	.000	0-0	.000	1-2	.500	0	0	0	0.8	1	0	0	0	0	1	0.9
New Mexico	02/17/2023		02:51	0-0	.000	0-0	.000	0-0	.000	0	0	0	0.7	0	0	0	0	0	0	0.8
Totals		0	63:21	4-7	.571	0-0	.000	1-11	.091	4	4	8	0.7	8	2	3	0	0	9	0.8

Player Averages

Games Played	Minutes/game	Points/game	FG Pct	3FG Pct	FT Pct	Rebounds/game	Assists/game	Turnovers/game	Assist/Turnover ratio	Steals/game	Blocks/game
11	5.8	0.8	57.1	0.0	9.1	0.7	0.2	0.3	0.7	0.0	0.0

				Field Goals		3-Point		F-Throws		Rebounds				Scoring						
SEASON	TEAM	GP-GS	MIN/AVG	FG-FGA	FG%	3FG-3FGA	3FG%	FT-FTA	FT%	OFF	DEF	TOT	AVG	PF-FO	A	TO	BLK	STL	PTS	AVG
2022-23	SJSU	11-0	63/5.8	4-7	.571	0-0	.000	1-11	.091	4	4	8	0.7	8-0	2	3	0	0	9	0.8
TOTAL		11-0	63/5.8	4-7	.571	0-0	.000	1-11	.091	4	4	8	0.7	8-0	2	3	0	0	9	0.8



#5
Ibrahima
Diallo
C • 7-0 • 220 • JR
Saly, Senegal/
Ohio State

- *Started all 29 games at center
- *One of the nation's best players in blocking shots at 1.76 pg
- *Set the Event Center record with 8 blocks in the win over Alabama State
- *His 8 blocks in game are the second-highest total in a game this season nationally
- *Ranks 43rd nationally in blocks per game and 37th in total blocks
- *Has at least 1 blocked shot in 24 games and 2 or more in 16 games
- *Season-best 12 points and 6-of-7 from the field at Boise State.
- *Added 12 points and was 6-for-9 from the field in a home game with New Mexico
- *Back-to-back double-figure scoring games with 10 points against Ball State and at No. 11 Arkansas
- *Back-to-back double-figure rebounding games with 11 against CSU Bakersfield and 10 at Santa Clara
- *First double-double of the season with 10 points and 10 rebounds against Wyoming
- *Eight points and eight rebounds in win at UNLV
- *Career-best 15 rebounds in a win over Boise State
- *Nine rebounds in home game over New Mexico

Season Highs.....Career Highs
 12, Two gamesPoints..... 16, Cal Baptist, 11/18/21
 6, Two games FG Made 7, Two games
 9, Two gamesFG Att..... 11, New Mexico, 2/20/22
 3pt Made
 1, at Utah State, 1/21 3pt Att 1, at Utah State, 1/21/23
 5, CSU Bakersfield, 12/6 FT Made..... 7, N. Colorado, 11/23/21
 6, CSU Bakersfield, 12/6 FT Att..... 8, N. Colorado, 11/23/21
 15, Boise State, 2/25Rebounds..... 15, Boise State, 2/25/23
 3, at Santa Clara, 12/10 Assists ... 3, at Santa Clara, 12/10/22
 8, Alabama State, 11/15Blocks... 8, Alabama State, 11/15/22
 2, Cal Poly, 12/20 Steals 3, CS Fullerton, 11/11/21

5+ Block Games (2)
 8 - vs. Alabama St., 11/15
 5 - at Boise State, 1/3

10+ Rebound Games (4)
 15 - vs. Boise State, 2/25
 11 - vs. CSU Bakersfield, 12/6
 10 - at Santa Clara, 12/10
 10 - vs. Wyoming, 2/4

Opponent	Date	GS	MIN	Total		3-Pointers		Free throws		Rebounds											
				FG-FGA	PCT	3FG-3FGA	PCT	FT-FTA	PCT	OFF	DEF	TOT	AVG	PF	A	TO	BLK	STL	PTS	AVG	
Ga. Southern	11/08/2022	*	20:44	4-6	.667	0-0	.000	1-4	.250	0	6	6	6.0	1	2	1	2	1	9	9.0	
Bethesda (CA)	11/12/2022	*	12:24	2-4	.500	0-0	.000	0-0	.000	1	1	2	4.0	1	1	0	0	0	4	6.5	
Alabama St.	11/15/2022	*	18:47	2-4	.500	0-0	.000	2-5	.400	0	4	4	4.0	4	0	4	8	0	6	6.3	
Hofstra	11/17/2022	*	22:07	3-6	.500	0-0	.000	0-0	.000	1	3	4	4.0	4	1	0	1	1	6	6.3	
at Northern Colo.	11/19/2022	*	13:31	4-5	.800	0-0	.000	1-2	.500	1	3	4	4.0	2	0	0	0	0	9	6.8	
vs North Texas	11/25/2022	*	14:56	2-2	1.000	0-0	.000	0-2	.000	0	3	3	3.8	1	1	2	2	0	4	6.3	
vs Oakland	11/26/2022	*	11:21	2-3	.667	0-0	.000	0-0	.000	1	2	3	3.7	2	0	1	2	1	4	6.0	
vs Ball St.	11/27/2022	*	18:45	5-7	.714	0-0	.000	0-0	.000	1	3	4	3.8	5	1	3	2	0	10	6.5	
at Arkansas	12/03/2022	*	16:46	5-9	.556	0-0	.000	0-1	.000	2	2	4	3.8	4	0	1	2	0	10	6.9	
CSU Bakersfield	12/06/2022	*	26:01	2-6	.333	0-0	.000	5-6	.833	5	6	11	4.5	1	0	0	2	0	9	7.1	
at Santa Clara	12/10/2022	*	21:43	2-4	.500	0-0	.000	3-4	.750	3	7	10	5.0	4	3	3	2	0	7	7.1	
at Pacific	12/17/2022	*	19:03	1-3	.333	0-0	.000	1-2	.500	1	6	7	5.2	2	0	2	2	1	3	6.8	
Cal Poly	12/20/2022	*	19:42	4-5	.800	0-0	.000	1-1	1.000	0	8	8	5.4	2	0	2	3	2	9	6.9	
UNLV	12/28/2022	*	10:44	0-0	.000	0-0	.000	2-2	1.000	2	4	6	5.4	3	0	2	2	0	2	6.6	
at Colorado St.	12/31/2022	*	17:34	1-2	.500	0-0	.000	0-0	.000	1	3	4	5.3	1	0	2	1	0	2	6.3	
at Boise St.	01/03/2023	*	25:05	6-7	.857	0-0	.000	0-0	.000	2	3	5	5.3	3	0	1	5	1	12	6.6	
Nevada	01/07/2023	*	19:50	0-4	.000	0-0	.000	3-4	.750	1	7	8	5.5	0	1	0	1	0	3	6.4	
Fresno St.	01/10/2023	*	20:47	4-5	.800	0-0	.000	0-4	.000	6	2	8	5.6	1	1	3	2	1	8	6.5	
at New Mexico	01/17/2023	*	16:52	4-7	.571	0-0	.000	0-2	.000	1	3	4	5.5	4	0	0	0	0	8	6.6	
at Utah St.	01/21/2023	*	19:59	2-6	.333	0-1	.000	2-2	1.000	2	3	5	5.5	3	0	0	0	0	6	6.6	
Air Force	01/24/2023	*	09:07	3-3	1.000	0-0	.000	0-0	.000	0	1	1	5.3	3	1	0	1	0	6	6.5	
at San Diego St.	01/28/2023	*	18:05	0-1	.000	0-0	.000	2-3	.667	2	4	6	5.3	3	1	1	1	0	2	6.3	
Wyoming	02/04/2023	*	20:25	3-4	.750	0-0	.000	4-5	.800	5	5	10	5.5	1	0	3	0	0	10	6.5	
at Fresno St.	02/07/2023	*	16:28	1-2	.500	0-0	.000	1-2	.500	2	4	6	5.5	0	1	0	2	0	3	6.3	
Utah St.	02/11/2023	*	16:55	2-3	.667	0-0	.000	4-6	.667	2	2	4	5.5	4	0	0	3	1	8	6.4	
at UNLV	02/14/2023	*	17:08	4-4	1.000	0-0	.000	0-0	.000	4	4	8	5.6	4	0	3	1	0	8	6.5	
New Mexico	02/17/2023	*	18:05	6-9	.667	0-0	.000	0-3	.000	5	4	9	5.7	4	1	0	1	0	12	6.7	
at Nevada	02/21/2023	*	18:37	3-4	.750	0-0	.000	0-0	.000	2	5	7	5.8	4	0	0	2	0	6	6.6	
Boise St.	02/25/2023	*	28:17	4-7	.571	0-0	.000	0-0	.000	7	8	15	6.1	4	1	1	1	1	8	6.7	
Totals			29	529:48	81-132	.614	0-1	.000	32-60	.533	60	116	176	6.1	75	16	35	51	10	194	6.7

Player Averages

Games Played	Minutes/game	Points/game	FG Pct	3FG Pct	FT Pct	Rebounds/game	Assists/game	Turnovers/game	Assist/Turnover ratio	Steals/game	Blocks/game
29	18.3	6.7	61.4	0.0	53.3	6.1	0.6	1.2	0.5	0.3	1.8

SEASON	TEAM	GP-GS	MIN/AVG	Field Goals FG-FGA FG%	3-Point 3FG-3FGA 3FG%	F-Throws FT-FTA FT%	Rebounds OFF DEF TOT AVG	PF-FO	A	TO	BLK	STL	Scoring PTS AVG
2019-20	OSU	8-0	41/5.2	5-13 .385	0-0 .000	0-2 .000	8 7 15 1.9	6-0	0	4	3	0	10 1.3
2020-21	OSU	5-0	10/2.1	0-2 .000	0-0 .000	1-4 .250	3 1 4 0.8	0-0	0	0	1	0	1 0.2
2021-22	SJSU	13-12	287/22.1	44-88 .500	0-0 .000	13-36 .361	35 59 94 7.2	44-3	2	31	20	11	101 7.8
2022-23	SJSU	29-29	530/18.3	81-132 .614	0-1 .000	32-60 .533	60 116 176 6.1	75-1	16	35	51	10	194 6.7
TOTAL FOR SJSU		42-41	817/19.5	125-220 .568	0-1 .000	45-96 .469	95 175 270 6.4	119-4	18	66	71	21	295 7.0
TOTAL		55-41	869/15.8	130-235 .553	0-1 .000	46-102 .451	106 183 289 5.3	125-4	18	70	75	21	306 5.6



#10
Omari
Moore
G • 6-6 • 195 • SR
Pasadena, Calif./
Middlebrooks
Academy

*Team captain has started all 29 games
*16th Spartan in school history to score 1,000 career points, feat accomplished on January 17, 2023, at New Mexico
*Currently eighth all-time in scoring at SJSU with 1,200 points
*Spartans leading scorer at 17.1 ppg and led the team in scoring in 18 games
*Scored in double figures in 17 consecutive games

*First on the team in three-pointers made with 55

*Career-best 5 three-pointers made in wins at Colorado State and against Wyoming

*Led the team in rebounding in five games including 9 against Georgia Southern & Oakland

*Nationally, ranks 55th in assists (139), 61st in assists per game (4.8), 88th in field goals made (178), 52nd in field goals attempted (416) and 31st in minutes played per game (36:07)

*Five or more assists in 15 games including 9 against Oakland, 8 versus Fresno State and at Utah State

*Four steals at No. 11 Arkansas

*Three blocks against Georgia Southern & CSU Bakersfield

*Sportscenter Top-10 honoree - #3 on Jan 3, 2023, with a dunk in the second half of the Boise State game

*Played all 40 minutes in seven games - Ball State, at Santa Clara, at Boise State, Fresno State (twice), at Utah State and Wyoming

Season Highs.....	Career Highs
29, Two games.....	Points.....29, Two games
10, Two games.....	FG Made...11, N. Colorado, 11/23/21
26, Boise State, 2/25.....	FG Att.....26, Boise State, 2/25/23
5, Two games.....	3pt Made.....5, Two games
10, Three games.....	3pt Attempted.....10, Two games
8, Utah State, 2/11.....	FT Made.....8, Utah State, 2/11/23
9, Two games.....	FT Attempted.....9, Three games
9, Two games.....	Rebounds.....13, Fresno State, 3/9/22
9, vs. Oakland, 11/26.....	Assists.....10, Two games
3, Two games.....	Blocks.....4, Utah State, 12/4/19
4, Arkansas, 12/3.....	Steals.....8, New Mexico, 3/4/20

20+ Point Games (11)

29 - at Colorado State, 12/31
29 - vs. Wyoming, 2/4
27 - vs. Utah State, 2/11
26 - vs. Air Force, 1/24
24 - at Santa Clara, 12/10
24 - at New Mexico, 1/17
24 - vs. Boise State, 2/25
22 - at Boise State, 1/3
22 - at Fresno State, 2/7
21 - at No. 11 Arkansas, 12/3
20 - at N. Colorado, 11/19

5+ Assist Games (15)

9 - vs. Oakland, 11/26
8 - vs. Fresno State, 1/10
8 - at Utah State, 1/21
7 - at Santa Clara, 12/10
7 - vs. UNLV, 12/28
6 - vs. Hofstra, 11/17
6 - at Boise State, 1/3
6 - vs. Air Force, 1/24
6 - vs. Wyoming, 2/4
5 - vs. Ball State, 11/27
5 - vs. CSU Bakersfield, 12/6
5 - at Colorado State, 12/31
5 - at New Mexico, 1/17
5 - at Fresno State, 2/7
5 - at UNLV, 2/14

Opponent	Date	GS	MIN	Total		3-Pointers		Free throws		Rebounds											
				FG-FA	PCT	3FG-3FA	PCT	FT-FTA	PCT	OFF	DEF	TOT	AVG	PF	A	TO	BLK	STL	PTS	AVG	
Ga. Southern	11/08/2022	*	32:06	6-16	.375	0-5	.000	2-2	1.000	2	7	9	9.0	1	1	4	3	0	14	14.0	
Bethesda (CA)	11/12/2022	*	22:03	5-10	.500	1-3	.333	1-2	.500	0	6	6	7.5	0	3	1	0	0	12	13.0	
Alabama St.	11/15/2022	*	39:13	8-19	.421	1-7	.143	2-7	.286	1	4	5	6.7	0	4	1	0	2	19	15.0	
Hofstra	11/17/2022	*	37:57	7-17	.412	2-5	.400	0-1	.000	0	5	5	6.3	3	6	5	0	1	16	15.3	
at Northern Colo.	11/19/2022	*	37:34	7-16	.438	3-6	.500	3-3	1.000	5	2	7	6.4	3	4	0	1	1	20	16.2	
vs North Texas	11/25/2022	*	31:36	2-4	.500	1-3	.333	4-4	1.000	1	3	4	6.0	3	3	5	0	0	9	15.0	
vs Oakland	11/26/2022	*	33:22	1-6	.167	0-2	.000	0-0	.000	2	7	9	6.4	0	9	1	0	0	2	13.1	
vs Ball St.	11/27/2022	*	40:00	7-14	.500	1-3	.333	0-0	.000	0	4	4	6.1	0	5	2	0	1	15	13.4	
at Arkansas	12/03/2022	*	28:36	8-14	.571	3-6	.500	2-2	1.000	0	0	0	5.4	2	4	4	0	4	21	14.2	
CSU Bakersfield	12/06/2022	*	37:13	2-6	.333	0-2	.000	3-4	.750	0	6	6	5.5	0	5	3	3	1	7	13.5	
at Santa Clara	12/10/2022	*	40:00	8-17	.471	3-8	.375	5-7	.714	0	2	2	5.2	1	7	3	1	1	24	14.5	
at Pacific	12/17/2022	*	36:24	3-7	.429	0-0	.000	1-2	.500	1	2	3	5.0	0	4	3	0	0	7	13.8	
Cal Poly	12/20/2022	*	26:58	5-11	.455	3-4	.750	2-2	1.000	1	2	3	4.8	1	3	0	0	0	15	13.9	
UNLV	12/28/2022	*	41:33	4-14	.286	0-6	.000	7-9	.778	0	2	2	4.6	1	7	3	0	1	15	14.0	
at Colorado St.	12/31/2022	*	36:54	9-15	.600	5-8	.625	6-6	1.000	1	5	6	4.7	2	5	2	1	0	29	15.0	
at Boise St.	01/03/2023	*	40:00	9-16	.563	1-4	.250	3-3	1.000	1	6	7	4.9	2	6	6	1	0	22	15.4	
Nevada	01/07/2023	*	36:27	4-8	.500	1-4	.250	1-2	.500	0	5	5	4.9	1	2	6	1	0	10	15.1	
Fresno St.	01/10/2023	*	40:00	6-11	.545	3-6	.500	0-0	.000	0	5	5	4.9	1	8	4	0	1	15	15.1	
at New Mexico	01/17/2023	*	36:13	9-23	.391	2-10	.200	4-6	.667	0	4	4	4.8	1	5	1	0	0	24	15.6	
at Utah St.	01/21/2023	*	40:00	7-19	.368	0-4	.000	2-2	1.000	3	0	3	4.8	2	8	4	1	0	16	15.6	
Air Force	01/24/2023	*	34:28	9-15	.600	2-4	.500	6-6	1.000	1	3	4	4.7	1	6	0	0	0	26	16.1	
at San Diego St.	01/28/2023	*	35:56	3-10	.300	2-5	.400	3-4	.750	2	5	7	4.8	0	3	2	1	0	11	15.9	
Wyoming	02/04/2023	*	40:00	10-22	.455	5-10	.500	4-4	1.000	1	5	6	4.9	0	6	3	2	2	29	16.4	
at Fresno St.	02/07/2023	*	40:00	6-16	.375	3-7	.429	7-9	.778	2	3	5	4.9	2	5	4	0	1	22	16.7	
Utah St.	02/11/2023	*	37:20	9-21	.429	1-5	.200	8-9	.889	0	1	1	4.7	1	4	1	0	2	27	17.1	
at UNLV	02/14/2023	*	33:58	4-15	.267	3-8	.375	3-4	.750	0	4	4	4.7	1	5	1	1	0	14	17.0	
New Mexico	02/17/2023	*	32:16	5-13	.385	3-8	.375	5-7	.714	1	3	4	4.7	1	3	4	0	0	18	17.0	
at Nevada	02/21/2023	*	35:54	5-15	.333	2-8	.250	1-2	.500	1	3	4	4.6	2	4	2	1	0	13	16.9	
Boise St.	02/25/2023	*	43:30	10-26	.385	4-10	.400	0-1	.000	0	2	2	4.6	2	4	3	2	1	24	17.1	
Totals			29	1047:31	178-416	.428	55-161	.342	85-110	.773	26	106	132	4.6	34	139	78	19	19	496	17.1

Player Averages

Games Played	Minutes/game	Points/game	FG Pct	3FG Pct	FT Pct	Rebounds/game	Assists/game	Turnovers/game	Assist/Turnover ratio	Steals/game	Blocks/game
29	36.1	17.1	42.8	34.2	77.3	4.6	4.8	2.7	1.8	0.7	0.7

SEASON	TEAM	GP-GS	MIN/AVG	Field Goals FG-FGA FG%	3-Point 3FG-3FGA 3FG%	F-Throws FT-FTA FT%	Rebounds OFF DEF TOT AVG	PF-FO	A	TO	BLK	STL	PTS	AVG
2019-20	SJSU	31-20	600/19.3	59-117 .504	8-34 .235	25-34 .735	17 55 72 2.3	37-0	55	48	14	30	151	4.9
2020-21	SJSU	21-21	623/29.7	65-143 .455	8-32 .250	18-40 .450	17 94 111 5.3	45-0	68	49	20	32	156	7.4
2021-22	SJSU	30-29	1037/34.6	151-316 .478	33-77 .429	62-91 .681	44 121 165 5.5	65-3	138	114	32	33	397	13.2
2022-23	SJSU	29-29	1048/36.1	178-416 .428	55-161 .342	85-110 .773	26 106 132 4.6	34-0	139	78	19	19	496	17.1
TOTAL		111-99	3307/29.8	453-992 .457	104-304 .342	190-275 .691	104 376 480 4.3	181-3	400	289	85	114	1200	10.8



Has seen action in 15 games

Scored four points against Bethesda, Cal Poly and at Colorado State

Four points, all from the free throw line in home game versus New Mexico

Five rebounds against New Mexico and three rebounds at Boise State

Season Highs.....	Career Highs
4, Three games	Points.....4, Three games
2, Two games	FG Made
6, Bethesda, 11/12.....	FG Attempted.....6, Bethesda, 11/12/22
1, at Colorado State, 12/31.....	3pt Made 1, at Colorado St., 12/31/22
2, Two games	3pt Attempted
4, New Mexico, 2/17	FT Made.....4, New Mexico, 2/17/23
4, Two games	FT Attempted
5, New Mexico, 2/17	Rebounds.....5, New Mexico, 2/17/23
1, Two games	Assists
.....	Blocks.....
.....	Steals

#11
JT
Elder
G • 6-7 • 190 • FR
Tucson, Ariz./
PHH Prep

Made two free throws at Arkansas and against Air Force

One assist against Cal Poly and at Colorado State

Opponent	Date	GS	MIN	Total		3-Pointers		Free throws		Rebounds				PF	A	TO	BLK	STL	PTS	AVG
				FG-FGA	PCT	3FG-3FGA	PCT	FT-FTA	PCT	OFF	DEF	TOT	AVG							
Bethesda (CA)	11/12/2022		11:45	2-6	.333	0-2	.000	0-0	.000	0	0	0	0.0	2	0	0	0	0	4	4.0
Hofstra	11/17/2022		00:45	0-0	.000	0-0	.000	0-0	.000	0	0	0	0.0	2	0	0	0	0	0	2.0
at Northern Colo.	11/19/2022		02:49	0-1	.000	0-0	.000	0-0	.000	0	0	0	0.0	0	0	1	0	0	0	1.3
vs North Texas	11/25/2022		13:21	1-2	.500	0-1	.000	0-0	.000	0	0	0	0.0	1	0	2	0	0	2	1.5
vs Oakland	11/26/2022		05:21	0-1	.000	0-0	.000	0-0	.000	0	0	0	0.0	1	0	2	0	0	0	1.2
at Arkansas	12/03/2022		06:06	0-2	.000	0-1	.000	2-2	1.000	0	1	1	0.2	1	0	0	0	0	2	1.3
Cal Poly	12/20/2022		09:04	2-3	.667	0-0	.000	0-0	.000	0	0	0	0.1	0	1	1	0	0	4	1.7
UNLV	12/28/2022		05:11	1-2	.500	0-1	.000	0-0	.000	0	0	0	0.1	2	0	0	0	0	2	1.8
at Colorado St.	12/31/2022		05:29	1-2	.500	1-2	.500	1-2	.500	0	0	0	0.1	1	1	1	0	0	4	2.0
at Boise St.	01/03/2023		03:54	0-1	.000	0-0	.000	0-0	.000	1	2	3	0.4	0	0	1	0	0	0	1.8
at New Mexico	01/17/2023		03:40	0-1	.000	0-1	.000	0-0	.000	0	0	0	0.4	0	0	0	0	0	0	1.6
at Utah St.	01/21/2023		02:17	0-0	.000	0-0	.000	0-0	.000	0	0	0	0.3	0	0	0	0	0	0	1.5
Air Force	01/24/2023		05:32	0-1	.000	0-0	.000	2-4	.500	0	0	0	0.3	0	0	0	0	0	2	1.5
at San Diego St.	01/28/2023		06:51	1-1	1.000	0-0	.000	0-0	.000	0	1	1	0.4	0	0	1	0	0	2	1.6
Wyoming	02/04/2023		03:13	0-0	.000	0-0	.000	0-0	.000	0	0	0	0.3	1	0	1	0	0	0	1.5
New Mexico	02/17/2023		06:36	0-3	.000	0-1	.000	4-4	1.000	3	2	5	0.6	1	0	0	0	0	4	1.6
Totals		0	91:53	8-26	.308	1-9	.111	9-12	.750	4	6	10	0.6	12	2	10	0	0	26	1.6

Player Averages											
Games Played	Minutes/ game	Points/ game	FG Pct	3FG Pct	FT Pct	Rebounds/ game	Assists/ game	Turnovers/ game	Assist/Turnover ratio	Steals/ game	Blocks/ game
16	5.7	1.6	30.8	11.1	75.0	0.6	0.1	0.6	0.2	0.0	0.0

				Field Goals		3-Point		F-Throws		Rebounds									Scoring	
SEASON	TEAM	GP-GS	MIN/AVG	FG-FGA	FG%	3FG-3FGA	3FG%	FT-FTA	FT%	OFF	DEF	TOT	AVG	PF-FO	A	TO	BLK	STL	PTS	AVG
2022-23	SJSU	16-0	92/5.7	8-26	.308	1-9	.111	9-12	.750	4	6	10	0.6	12-0	2	10	0	0	26	1.6
TOTAL		16-0	92/5.7	8-26	.308	1-9	.111	9-12	.750	4	6	10	0.6	12-0	2	10	0	0	26	1.6



Starting point guard and team captain for the Spartans

Led the team in scoring in five games

Career-best 20 points in win over Fresno State when he was 7-for-14 from the field including 6-for-11 from three-point range

Scored 17 points in four games this season - Alabama State, Hofstra, at Pacific and at Utah State

11 games in double-digit scoring

Second on the team in three-point field goals made with 46 including six against Fresno State and five at Pacific

Key three-pointer made against Boise State to cut the deficit to one point with 47 seconds remaining

Six games with five or more assists including nine versus Fresno State and seven assists against Bethesda

Two or more assists in 24 games and no turnovers in four games

Season Highs.....Career Highs
 20, Fresno State, 1/10.....Points..... 20, Fresno State, 1/10/23
 7, Two games FG Made..... 7, Two games
 16, Hofstra, 11/17FG Attempted.....16, Hofstra, 11/17/22
 6, Fresno State, 1/10 3pt Made 6, Fresno State, 1/10/23
 11, Fresno State, 1/10..... 3pt Attempted ... 11, Fresno St., 1/10/23
 5, Boise State, 2/25 FT Made..... 5, Boise State, 2/25/23
 7, at Colorado State, 12/31 FT Att.. 7, at Colorado St., 12/31/22
 6, Three gamesRebounds.....8, Bethesda, 1/8/22
 9, Fresno State, 1/10 Assists 9, Fresno State, 1/10/23
 1, Two gamesBlocks..... 1, Two games
 3, at Utah State, 1/21 Steals..... 3, Four games

#13

Alvaro

Cardenas

G • 6-1 • 180 • SO

Granada, Spain/

Get Better

Academy

20+ Point Games (1)

20 - vs. Fresno State, 1/10

5+ Assists Games (6)

9 - vs. Fresno State, 1/10

7 - vs. Bethesda, 11/12

6 - at New Mexico, 1/17

6 - at Nevada, 2/21

5 - vs. Hofstra, 11/17


5 - vs. Oakland, 11/26

				Total		3-Pointers		Free throws		Rebounds											
Opponent	Date	GS	MIN	FG-FGA	PCT	3FG-3FGA	PCT	FT-FTA	PCT	OFF	DEF	TOT	AVG	PF	A	TO	BLK	STL	PTS	AVG	
Ga. Southern	11/08/2022	*	36:46	6-10	.600	2-5	.400	0-0	.000	0	2	2	2.0	3	0	0	0	0	14	14.0	
Bethesda (CA)	11/12/2022	*	19:09	2-7	.286	0-2	.000	0-0	.000	0	2	2	2.0	3	7	1	0	1	4	9.0	
Alabama St.	11/15/2022	*	40:00	6-10	.600	3-5	.600	2-2	1.000	0	2	2	2.0	0	4	1	0	0	17	11.7	
Hofstra	11/17/2022	*	38:01	7-16	.438	3-7	.429	0-0	.000	1	1	2	2.0	1	5	1	0	0	17	13.0	
at Northern Colo.	11/19/2022	*	40:00	4-12	.333	1-6	.167	0-0	.000	0	3	3	2.2	0	4	0	0	1	9	12.2	
vs North Texas	11/25/2022	*	26:51	0-5	.000	0-3	.000	2-2	1.000	0	3	3	2.3	4	2	2	0	0	2	10.5	
vs Oakland	11/26/2022	*	27:33	2-6	.333	2-5	.400	0-0	.000	0	3	3	2.4	4	5	3	0	0	6	9.9	
vs Ball St.	11/27/2022	*	40:00	3-14	.214	2-7	.286	2-2	1.000	0	6	6	2.9	1	1	2	0	0	10	9.9	
at Arkansas	12/03/2022	*	32:13	3-7	.429	2-3	.667	1-2	.500	0	1	1	2.7	2	2	3	0	0	9	9.8	
CSU Bakersfield	12/06/2022	*	29:41	3-14	.214	0-6	.000	4-4	1.000	1	5	6	3.0	3	3	1	0	0	10	9.8	
at Santa Clara	12/10/2022	*	26:16	0-5	.000	0-3	.000	4-4	1.000	0	1	1	2.8	1	2	0	0	0	4	9.3	
at Pacific	12/17/2022	*	34:54	6-11	.545	5-8	.625	0-0	.000	0	1	1	2.7	1	4	5	0	0	17	9.9	
Cal Poly	12/20/2022	*	29:38	3-6	.500	0-2	.000	2-3	.667	0	3	3	2.7	2	2	2	0	1	8	9.8	
UNLV	12/28/2022	*	30:50	3-9	.333	0-4	.000	1-2	.500	1	2	3	2.7	0	2	1	0	2	7	9.6	
at Colorado St.	12/31/2022	*	30:01	3-10	.300	2-3	.667	4-7	.571	0	1	1	2.6	3	2	1	0	0	12	9.7	
at Boise St.	01/03/2023	*	33:03	5-12	.417	1-4	.250	1-1	1.000	0	6	6	2.8	2	3	2	0	1	12	9.9	
Nevada	01/07/2023	*	21:37	0-3	.000	0-2	.000	0-0	.000	0	2	2	2.8	3	3	2	0	1	0	9.3	
Fresno St.	01/10/2023	*	40:00	7-14	.500	6-11	.545	0-0	.000	0	4	4	2.8	1	9	2	0	1	20	9.9	
at New Mexico	01/17/2023	*	35:35	2-9	.222	2-7	.286	2-2	1.000	1	1	2	2.8	3	6	0	1	2	8	9.8	
at Utah St.	01/21/2023	*	40:00	5-13	.385	4-7	.571	3-3	1.000	2	2	4	2.9	2	4	2	0	3	17	10.2	
Air Force	01/24/2023	*	34:28	5-10	.500	2-4	.500	0-0	.000	1	0	1	2.8	1	1	1	0	0	12	10.2	
at San Diego St.	01/28/2023	*	31:15	3-12	.250	0-5	.000	3-4	.750	1	2	3	2.8	4	3	3	0	0	9	10.2	
Wyoming	02/04/2023	*	40:00	5-9	.556	3-6	.500	0-0	.000	0	1	1	2.7	2	4	2	0	2	13	10.3	
at Fresno St.	02/07/2023	*	40:00	3-12	.250	2-6	.333	1-1	1.000	2	1	3	2.7	3	1	3	1	2	9	10.3	
Utah St.	02/11/2023	*	36:49	3-12	.250	1-5	.200	0-0	.000	1	3	4	2.8	3	2	3	0	0	7	10.1	
at UNLV	02/14/2023	*	31:19	1-6	.167	0-4	.000	1-2	.500	0	5	5	2.8	3	4	2	0	1	3	9.8	
New Mexico	02/17/2023	*	23:57	4-10	.400	0-3	.000	0-1	.000	0	0	0	2.7	3	1	5	0	1	8	9.8	
at Nevada	02/21/2023	*	36:14	3-8	.375	2-7	.286	0-0	.000	1	4	5	2.8	0	6	2	0	1	8	9.7	
Boise St.	02/25/2023	*	38:57	1-3	.333	1-2	.500	5-6	.833	0	3	3	2.8	2	4	4	0	0	8	9.7	
Totals			29	965:07	98-275	.356	46-142	.324	38-48	.792	12	70	82	2.8	60	96	56	2	20	280	9.7

Player Averages

Games Played	Minutes/game	Points/game	FG Pct	3FG Pct	FT Pct	Rebounds/game	Assists/game	Turnovers/game	Assist/Turnover ratio	Steals/game	Blocks/game
29	33.3	9.7	35.6	32.4	79.2	2.8	3.3	1.9	1.7	0.7	0.1

				Field Goals		3-Point		F-Throws		Rebounds									Scoring	
SEASON	TEAM	GP-GS	MIN/AVG	FG-FGA	FG%	3FG-3FGA	3FG%	FT-FTA	FT%	OFF	DEF	TOT	AVG	PF-FO	A	TO	BLK	STL	PTS	AVG
2021-22	SJSU	31-22	833/26.9	73-172	.424	34-90	.378	21-31	.677	9	66	75	2.4	92-3	81	59	0	29	201	6.5
2022-23	SJSU	29-29	965/33.3	98-275	.356	46-142	.324	38-48	.792	12	70	82	2.8	60-0	96	56	2	20	280	9.7
TOTAL		60-51	1798/30.0	171-447	.383	80-232	.345	59-79	.747	21	136	157	2.6	152-3	177	115	2	49	481	8.0



#15 Trey

Anderson
F • 6-7 • 206 • JR
San Diego, Calif./
South Carolina

10+ Rebound Games (1)
11 - at N. Colorado, 11/19

Started all 29 games this season

Shooting 88.2 percent from the free throw line

Only double-double of the season with 11 points and 11 rebounds in the win at Northern Colorado

Scored in double figures in six games

Added 19 points in a win at UNLV where he was 6-for-9 from the field and 5-for-7 from three-point range

Made at least one three-point field goal in 16 games including 5 at UNLV and 4 against North Texas

One of four Spartans to make 30+ three-pointers this season

Blocked two shots at Northern Colorado

Season Highs.....Career Highs
19, Two gamesPoints..... 23, Pacific, 12/11/21
6, Three gamesFG Made8, Pacific, 12/11/21
9, Three gamesFG Attempted 16, Pacific, 12/11/21
5, at UNLV, 2/14 3pt Made 5, Two games
7, Three games 3pt Attempted9, Pacific, 12/11/21
4, Three games FT Made..... 4, Five games
4, Four games..... FT Att8, at Fresno State, 1/11/22
11, at N. Colorado, 11/19.....Rebounds... 12, at Portland, 12/17/21
4, Hofstra, 11/17 Assists 4, Hofstra, 11/17/22
2, at N. Colorado, 11/19.....Blocks..... 2, Two games
2, at New Mexico, 1/17 Steals2, at New Mexico, 1/17/23

Opponent	Date	GS	MIN	Total FG-FGA	PCT	3-Pointers 3FG-3FGA	PCT	Free throws FT-FTA	PCT	Rebounds OFF DEF TOT AVG	PF	A	TO	BLK	STL	PTS	AVG
Ga. Southern	11/08/2022	*	28:10	1-3	.333	1-2	.500	4-4	1.000	0 2 2 2.0	2	1	2	0	0	7	7.0
Bethesda (CA)	11/12/2022	*	16:51	2-8	.250	1-6	.167	0-0	.000	2 4 6 4.0	1	0	2	0	0	5	6.0
Alabama St.	11/15/2022	*	21:38	0-0	.000	0-0	.000	2-2	1.000	1 3 4 4.0	5	0	2	0	1	2	4.7
Hofstra	11/17/2022	*	26:58	2-4	.500	0-1	.000	2-2	1.000	0 1 1 3.3	0	4	0	0	0	6	5.0
at Northern Colo.	11/19/2022	*	33:09	3-5	.600	2-3	.667	3-4	.750	2 9 11 4.8	2	2	1	2	0	11	6.2
vs North Texas	11/25/2022	*	22:32	6-6	1.000	4-4	1.000	0-0	.000	1 1 2 4.3	2	1	2	0	0	16	7.8
vs Oakland	11/26/2022	*	33:30	6-9	.667	3-6	.500	4-4	1.000	1 1 2 4.0	3	3	1	0	0	19	9.4
vs Ball St.	11/27/2022	*	36:48	3-7	.429	3-7	.429	2-2	1.000	0 3 3 3.9	4	1	1	0	1	11	9.6
at Arkansas	12/03/2022	*	26:10	1-5	.200	0-2	.000	0-0	.000	0 2 2 3.7	1	0	1	0	1	2	8.8
CSU Bakersfield	12/06/2022	*	25:00	2-4	.500	0-1	.000	4-4	1.000	1 2 3 3.6	4	0	1	0	0	8	8.7
at Santa Clara	12/10/2022	*	30:15	2-5	.400	2-5	.400	0-0	.000	0 3 3 3.5	3	1	0	0	0	6	8.5
at Pacific	12/17/2022	*	30:25	3-6	.500	2-4	.500	1-1	1.000	2 1 3 3.5	3	0	2	0	0	9	8.5
Cal Poly	12/20/2022	*	17:06	0-4	.000	0-1	.000	0-0	.000	1 0 1 3.3	3	3	0	0	0	0	7.8
UNLV	12/28/2022	*	31:05	3-9	.333	3-7	.429	0-1	.000	1 3 4 3.4	2	1	2	0	0	9	7.9
at Colorado St.	12/31/2022	*	24:16	0-2	.000	0-2	.000	1-2	.500	0 3 3 3.3	4	0	2	0	0	1	7.5
at Boise St.	01/03/2023	*	18:03	0-4	.000	0-3	.000	2-2	1.000	1 0 1 3.2	3	0	1	0	0	2	7.1
Nevada	01/07/2023	*	22:48	2-6	.333	2-6	.333	0-0	.000	0 2 2 3.1	2	0	3	0	1	6	7.1
Fresno St.	01/10/2023	*	20:59	1-4	.250	0-3	.000	0-0	.000	0 1 1 3.0	2	1	1	0	0	2	6.8
at New Mexico	01/17/2023	*	25:26	1-8	.125	0-5	.000	0-0	.000	0 1 1 2.9	3	0	0	0	2	2	6.5
at Utah St.	01/21/2023	*	13:22	0-1	.000	0-0	.000	0-0	.000	0 0 0 2.8	3	0	1	0	0	0	6.2
Air Force	01/24/2023	*	22:37	0-1	.000	0-1	.000	0-0	.000	0 2 2 2.7	0	3	0	0	1	0	5.9
at San Diego St.	01/28/2023	*	17:53	2-6	.333	2-2	1.000	2-2	1.000	1 1 2 2.7	2	1	0	0	0	8	6.0
Wyoming	02/04/2023	*	35:51	4-7	.571	2-4	.500	0-0	.000	0 1 1 2.6	3	2	2	1	1	10	6.2
at Fresno St.	02/07/2023	*	19:03	1-5	.200	0-2	.000	0-0	.000	0 1 1 2.5	1	1	2	0	0	2	6.0
Utah St.	02/11/2023	*	24:10	3-6	.500	1-2	.500	0-0	.000	3 4 7 2.7	4	0	0	0	1	7	6.0
at UNLV	02/14/2023	*	27:51	6-9	.667	5-7	.714	2-2	1.000	1 4 5 2.8	4	1	3	1	0	19	6.5
New Mexico	02/17/2023	*	20:14	1-5	.200	1-1	1.000	1-2	.500	1 1 2 2.8	2	0	0	0	0	4	6.4
at Nevada	02/21/2023	*	20:08	1-3	.333	1-3	.333	0-0	.000	0 0 0 2.7	4	1	1	1	0	3	6.3
Boise St.	02/25/2023	*	15:46	0-3	.000	0-2	.000	0-0	.000	0 0 0 2.6	4	1	1	0	0	0	6.1
Totals			29	708:05	.386	35-92	.380	30-34	.882	19 56 75 2.6	76	28	34	5	9	177	6.1

Player Averages

Games Played	Minutes/game	Points/game	FG Pct	3FG Pct	FT Pct	Rebounds/game	Assists/game	Turnovers/game	Assist/Turnover ratio	Steals/game	Blocks/game
29	24.4	6.1	38.6	38.0	88.2	2.6	1.0	1.2	0.8	0.3	0.2

SEASON	TEAM	GP-GS	MIN/AVG	Field Goals FG-FGA FG%	3-Point 3FG-3FGA 3FG%	F-Throws FT-FTA FT%	Rebounds OFF DEF TOT AVG	PF-FO	A	TO	BLK	STL	PTS	AVG
2019-20	USC	8-0	22/2.8	0-7 .000	0-3 .000	2-2 1.000	0 0 0 0.0	2-0	0	0	0	1	2	0.3
2020-21	USC	13-1	93/7.2	14-23 .609	2-8 .250	3-6 .500	9 6 15 1.2	9-0	4	1	0	2	33	2.5
2021-22	SJSU	30-25	800/26.7	95-203 .468	43-95 .453	29-44 .659	33 89 122 4.1	106-6	29	36	6	8	262	8.7
2022-23	SJSU	29-29	708/24.4	56-145 .386	35-92 .380	30-34 .882	19 56 75 2.6	76-1	28	34	5	9	177	6.1
TOTAL FOR SJSU		59-54	1508/25.6	151-348 .434	78-187 .417	59-78 .756	52 145 197 3.3	182-7	57	70	11	17	439	7.4
TOTAL		80-55	1623/20.3	165-378 .437	80-198 .404	64-86 .744	61 151 212 2.7	193-7	61	71	11	20	474	5.9



#20
Kellen
King
G • 6-4 • 190 • SR
Brentwood, Tenn./
Missouri-St. Louis

Transferred from the University of Missouri-St. Louis

Has seen action in 10 games

Scored five points in the win over Bethesda

Added two points against New Mexico, making two free throws

Dished out two assists against Bethesda and one versus Cal Poly

Had a steal against North Texas and New Mexico

Season Highs.....Career Highs

5, Bethesda, 11/12.....Points... 19, at SW Baptist, 1/11/20*

2, Bethesda, 11/12.....FG Made 7, vs. Drury, 3/6/21*

2, Two gamesFG Attempted..... 13, vs. Drury, 3/6/21*

1, Bethesda, 11/12..... 3pt Made ..6, at SW Baptist, 1/11/20*

1, Bethesda, 11/12..... 3pt Attempted 8, Three games*

2, New Mexico, 2/17 FT Made.. 11, P.R.-Bayamon, 12/19/19*

2, Two games FT Att 17, P.R.-Bayamon, 12/19/19*

2, Three gamesRebounds..11, vs. Ill. College, 11/19/19*

2, Bethesda, 11/12..... Assists 4, East-West U., 11/24/21*

1, Cal Poly, 12/20.....Blocks..... 2, Two games*

1, Two games Steals 3, Two games*

.....*at Missouri-St. Louis

Opponent	Date	GS	MIN	Total		3-Pointers		Free throws		Rebounds				PF	A	TO	BLK	STL	PTS	AVG
				FG-FGA	PCT	3FG-3FGA	PCT	FT-FTA	PCT	OFF	DEF	TOT	AVG							
Bethesda (CA)	11/12/2022		10:32	2-2	1.000	1-1	1.000	0-0	.000	0	2	2	2.0	0	2	2	0	0	5	5.0
at Northern Colo.	11/19/2022		02:26	0-0	.000	0-0	.000	0-0	.000	0	0	0	1.0	0	0	0	0	0	0	2.5
vs North Texas	11/25/2022		05:53	0-0	.000	0-0	.000	0-0	.000	0	0	0	0.7	0	0	1	0	1	0	1.7
at Arkansas	12/03/2022		04:08	0-1	.000	0-0	.000	0-0	.000	0	0	0	0.5	0	0	0	0	0	0	1.3
Cal Poly	12/20/2022		02:30	0-0	.000	0-0	.000	1-2	.500	0	2	2	0.8	1	1	0	1	0	1	1.2
Nevada	01/07/2023		01:59	0-1	.000	0-0	.000	0-0	.000	0	0	0	0.7	0	0	0	0	0	0	1.0
at New Mexico	01/17/2023		02:12	0-0	.000	0-0	.000	0-0	.000	0	1	1	0.7	0	0	0	0	0	0	0.9
Air Force	01/24/2023		03:27	1-2	.500	0-0	.000	0-0	.000	0	2	2	0.9	0	0	0	0	0	2	1.0
at San Diego St.	01/28/2023		00:59	0-0	.000	0-0	.000	0-0	.000	0	0	0	0.8	0	0	0	0	0	0	0.9
New Mexico	02/17/2023		02:17	0-1	.000	0-1	.000	2-2	1.000	0	0	0	0.7	0	0	1	0	1	2	1.0
Totals			0 36:23	3-7	.429	1-2	.500	3-4	.750	0	7	7	0.7	1	3	4	1	2	10	1.0

Player Averages

Games Played	Minutes/ game	Points/ game	FG Pct	3FG Pct	FT Pct	Rebounds/ game	Assists/ game	Turnovers/ game	Assist/Turnover ratio	Steals/ game	Blocks/ game
10	3.6	1.0	42.9	50.0	75.0	0.7	0.3	0.4	0.8	0.2	0.1

				Field Goals		3-Point		F-Throws		Rebounds				Scoring						
SEASON	TEAM	GP-GS	MIN/AVG	FG-FGA	FG%	3FG-3FGA	3FG%	FT-FTA	FT%	OFF	DEF	TOT	AVG	PF-FO	A	TO	BLK	STL	PTS	AVG
2018-19	C-N	2-0	8/4.0	1-1	1.000	0-0	.000	0-0	.000	0	1	1	0.5	1-0	0	1	0	0	2	1.0
2019-20	UMSL	31-0	456/14.7	52-122	.426	18-60	.300	26-41	.634	28	73	101	3.3	45-0	17	26	6	13	148	4.8
2020-21	UMSL	19-10	445/23.4	61-122	.500	28-71	.394	16-19	.842	14	78	92	4.8	25-0	21	22	7	12	166	8.7
2021-22	UMSL	32-1	245/7.7	32-64	.500	14-33	.424	11-13	.846	5	28	33	1.0	21-0	12	11	0	8	89	2.8
2022-23	SJSU	10-0	36/3.6	3-7	.429	1-2	.500	3-4	.750	0	7	7	0.7	1-0	3	4	1	2	10	1.0
TOTAL FOR SJSU		10-0	36/3.6	3-7	.429	1-2	.500	3-4	.750	0	7	7	0.7	1-0	3	4	1	2	10	1.0
TOTAL		94-11	1190/12.7	149-316	.472	61-166	.367	56-77	.727	47	187	234	2.5	93-0	53	64	14	35	415	4.4



#21
Nico
D'Augusta
G • 6-3 • 200 • FR
San Jose, Calif./
Valley Christian
HS

Played in six games this season

Attempted three shots against
Bethesda

Grabbed a rebound against Neva-
da and New Mexico

Season Highs.....	Career Highs
.....	Points.....
.....	FG Made.....
3, Bethesda, 11/12.....	FG Attempted.....3, Bethesda, 11/12/22
.....	3pt Made.....
3, Bethesda, 11/12.....	3pt Attempted.....3, Bethesda, 11/12/22
.....	FT Made.....
.....	FT Attempted.....
1, Two games.....	Rebounds..... 1, Two games
.....	Assists.....
.....	Blocks.....
.....	Steals.....

Opponent	Date	GS	MIN	Total		3-Pointers		Free throws		Rebounds				PF	A	TO	BLK	STL	PTS	AVG
				FG-FGA	PCT	3FG-3FGA	PCT	FT-FTA	PCT	OFF	DEF	TOT	AVG							
Bethesda (CA)	11/12/2022		05:18	0-3	.000	0-3	.000	0-0	.000	0	0	0	0.0	1	0	0	0	0	0	0.0
vs North Texas	11/25/2022		01:51	0-0	.000	0-0	.000	0-0	.000	0	0	0	0.0	0	0	0	0	0	0	0.0
Cal Poly	12/20/2022		02:30	0-0	.000	0-0	.000	0-0	.000	0	0	0	0.0	1	0	1	0	0	0	0.0
Nevada	01/07/2023		01:59	0-0	.000	0-0	.000	0-0	.000	0	1	1	0.3	0	0	0	0	0	0	0.0
Air Force	01/24/2023		03:00	0-1	.000	0-1	.000	0-0	.000	0	0	0	0.2	0	0	0	0	0	0	0.0
New Mexico	02/17/2023		02:17	0-0	.000	0-0	.000	0-0	.000	0	1	1	0.3	0	0	0	0	0	0	0.0
Totals		0	16:55	0-4	.000	0-4	.000	0-0	.000	0	2	2	0.3	2	0	1	0	0	0	0.0

Player Averages

Games Played	Minutes/ game	Points/ game	FG Pct	3FG Pct	FT Pct	Rebounds/ game	Assists/ game	Turnovers/ game	Assist/Turnover ratio	Steals/ game	Blocks/ game
6	2.8	0.0	0.0	0.0	0.0	0.3	0.0	0.2	0.0	0.0	0.0

				Field Goals		3-Point		F-Throws		Rebounds				Scoring						
SEASON	TEAM	GP-GS	MIN/AVG	FG-FGA	FG%	3FG-3FGA	3FG%	FT-FTA	FT%	OFF	DEF	TOT	AVG	PF-FO	A	TO	BLK	STL	PTS	AVG
2022-23	SJSU	6-0	17/2.8	0-4	.000	0-4	.000	0-0	.000	0	2	2	0.3	2-0	0	1	0	0	0	0.0
TOTAL		6-0	17/2.8	0-4	.000	0-4	.000	0-0	.000	0	2	2	0.3	2-0	0	1	0	0	0	0.0



#22 Robert Vaihola

F • 6-8 • 245 • SO
San Mateo, Calif./
Fresno State

10+ Rebounds Games (3)

13 - UNLV, 12/28
10 - Bethesda, 11/12
10 - at New Mexico, 1/17
10 - Air Force, 1/24

*Transferred from Fresno State and one of the first players off the bench
*Led the Spartans in scoring in three games - Bethesda (14), Ball State (15) and at San Diego State (12)
*Hit the game-winning basket off an offensive rebound against Ball State
*Grabbed the inbounds pass to steal the ball and seal the win for SJSU
*Scored 13 of his 15 points in 11 minutes of the second half and grabbed five offensive rebounds

*Career-high 18 points against Air Force, 14 points at Fresno State and 12 points against Fresno State

*Team leader in rebounding in seven games

*Ranks 47th nationally in offensive rebounds per game at 2.93 pg

*Three doubles on the season - 14 points and 10 rebounds against Bethesda. 18 points and 10 rebounds versus Air Force and 15 points and 11 rebounds against Boise State

*Five games with 10+ rebounds and 20 games with 6+ rebounds

*Eight offensive rebounds in a home game with New Mexico and seven at home against Boise State

*Three blocks at Colorado State and two blocks against UNLV and Fresno State

*Three steals at New Mexico


Season Highs.....	Career Highs
18, vs. Air Force, 1/24.....	Points..... 18, vs. Air Force, 1/24/23
9, vs. Air Force, 1/24.....	FG Made..... 9, vs. Air Force, 1/24/23
12, vs. Air Force, 1/24.....	FG Att..... 12, vs. Air Force, 1/24/23
.....	3pt Made.....
.....	3pt Attempted.....
5, vs. Boise State, 2/25.....	FT Made..... 5, vs. Boise State, 2/25/23
6, Two games.....	FT Attempted..... 6, Two games
13, vs. UNLV, 12/28.....	Rebounds..... 13, vs. UNLV, 12/28/22
2, Four games.....	Assists..... 2, Five games
3, at Colorado State, 12/31.....	Blocks.. 3, at Colorado St., 12/31/22
3, at New Mexico, 1/17.....	Steals..... 3, at New Mexico, 1/17/23

Opponent	Date	GS	MIN	Total FG-FGA	PCT	3-Pointers 3FG-3FGA	PCT	Free throws FT-FTA	PCT	Rebounds OFF DEF TOT AVG	PF	A	TO	BLK	STL	PTS	AVG
Ga. Southern	11/08/2022		09:30	1-3	.333	0-0	.000	0-0	.000	1 2 3 3.0	1	0	2	0	1	2	2.0
Bethesda (CA)	11/12/2022		15:51	6-6	1.000	0-0	.000	2-3	.667	4 6 10 6.5	1	0	1	0	0	14	8.0
Alabama St.	11/15/2022		15:10	3-4	.750	0-0	.000	1-2	.500	4 2 6 6.3	0	1	0	0	0	7	7.7
Hofstra	11/17/2022		10:02	3-3	1.000	0-0	.000	0-0	.000	0 3 3 5.5	1	1	0	0	0	6	7.3
at Northern Colo.	11/19/2022		13:41	3-3	1.000	0-0	.000	0-0	.000	2 4 6 5.6	3	0	6	0	0	6	7.0
vs North Texas	11/25/2022		15:35	0-0	.000	0-0	.000	2-4	.500	1 0 1 4.8	1	0	2	0	0	2	6.2
vs Oakland	11/26/2022		18:14	4-4	1.000	0-0	.000	1-2	.500	1 7 8 5.3	1	1	0	1	0	9	6.6
vs Ball St.	11/27/2022		14:38	6-7	.857	0-0	.000	3-4	.750	5 3 8 5.6	4	2	2	1	2	15	7.6
at Arkansas	12/03/2022		15:58	0-2	.000	0-0	.000	0-0	.000	0 1 1 5.1	2	0	3	0	0	0	6.8
CSU Bakersfield	12/06/2022		13:42	2-4	.500	0-0	.000	2-3	.667	4 2 6 5.2	1	0	1	0	0	6	6.7
at Santa Clara	12/10/2022		18:17	3-6	.500	0-0	.000	0-0	.000	3 4 7 5.4	0	1	1	1	0	6	6.6
at Pacific	12/17/2022		17:05	3-4	.750	0-0	.000	0-0	.000	1 3 4 5.3	1	0	2	0	0	6	6.6
Cal Poly	12/20/2022		17:48	2-4	.500	0-0	.000	2-4	.500	4 4 8 5.5	1	2	0	0	0	6	6.5
UNLV	12/28/2022		34:16	4-5	.800	0-0	.000	1-2	.500	5 8 13 6.0	0	1	0	2	1	9	6.7
at Colorado St.	12/31/2022		22:26	3-5	.600	0-0	.000	1-1	1.000	4 5 9 6.2	0	0	1	3	0	7	6.7
at Boise St.	01/03/2023		19:35	3-3	1.000	0-0	.000	0-0	.000	1 3 4 6.1	1	0	0	0	0	6	6.7
Nevada	01/07/2023		18:11	3-4	.750	0-0	.000	0-0	.000	0 2 2 5.8	2	0	3	0	0	6	6.6
Fresno St.	01/10/2023		19:13	6-7	.857	0-0	.000	0-1	.000	2 5 7 5.9	3	0	1	2	1	12	6.9
at New Mexico	01/17/2023		24:51	2-2	1.000	0-0	.000	0-0	.000	4 6 10 6.1	1	0	1	0	3	4	6.8
at Utah St.	01/21/2023		20:01	3-4	.750	0-0	.000	2-3	.667	4 3 7 6.2	3	1	1	0	0	8	6.9
Air Force	01/24/2023		25:21	9-12	.750	0-0	.000	0-2	.000	4 6 10 6.3	0	0	0	0	1	18	7.4
at San Diego St.	01/28/2023		23:03	6-7	.857	0-0	.000	0-0	.000	2 1 3 6.2	2	0	2	0	0	12	7.6
Wyoming	02/04/2023		19:35	3-3	1.000	0-0	.000	2-2	1.000	1 2 3 6.0	4	0	1	1	0	8	7.6
at Fresno St.	02/07/2023		23:32	6-8	.750	0-0	.000	2-6	.333	5 2 7 6.1	4	0	1	1	2	14	7.9
Utah St.	02/11/2023		23:05	2-3	.667	0-0	.000	0-1	.000	5 3 8 6.2	1	2	0	0	0	4	7.7
at UNLV	02/14/2023		22:52	3-5	.600	0-0	.000	3-4	.750	1 3 4 6.1	4	1	3	0	0	9	7.8
New Mexico	02/17/2023		19:36	3-6	.500	0-0	.000	2-2	1.000	8 1 9 6.2	2	1	2	1	1	8	7.8
at Nevada	02/21/2023		20:45	1-2	.500	0-0	.000	0-0	.000	2 5 7 6.2	4	2	0	0	0	2	7.6
Boise St.	02/25/2023		33:57	5-7	.714	0-0	.000	5-8	.625	7 4 11 6.4	5	0	1	2	0	15	7.8
Totals			0 565:49	98-133	.737	0-0	.000	31-54	.574	85 100 185 6.4	53	16	38	15	12	227	7.8

Player Averages

Games Played	Minutes/game	Points/game	FG Pct	3FG Pct	FT Pct	Rebounds/game	Assists/game	Turnovers/game	Assist/Turnover ratio	Steals/game	Blocks/game
29	19.5	7.8	73.7	0.0	57.4	6.4	0.6	1.3	0.4	0.4	0.5

SEASON	TEAM	GP-GS	MIN/AVG	Field Goals FG-FGA FG%	3-Point 3FG-3FGA 3FG%	F-Throws FT-FTA FT%	Rebounds OFF DEF TOT AVG	Scoring PF-FO A TO BLK STL PTS AVG
2021-22	Fresno	22-0	150/6.8	13-17 .765	0-0 .000	6-17 .353	13 30 43 2.0	13-0 5 9 5 1 32 1.5
2022-23	SJSU	29-0	566/19.5	98-133 .737	0-0 .000	31-54 .574	85 100 185 6.4	53-1 16 38 15 12 227 7.8
TOTAL FOR SJSU		29-0	566/19.5	98-133 .737	0-0 .000	31-54 .574	85 100 185 6.4	53-1 16 38 15 12 227 7.8
TOTAL		51-0	716/14.0	111-150 .740	0-0 .000	37-71 .521	98 130 228 4.5	66-1 21 47 20 13 259 5.1



#23
Sage
Tolbert
F • 6-8 • 245 • SR
New Orleans, La./
Temple

Started all 29 games after transferring from Temple

Team leader in rebounding at 7.3 per game

Six games with 10+ rebounds including 14 against Bethesda and 13 at Colorado State

Led the team in rebounding in 10 games

Four double-doubles on the season

Made at least one three-pointer in 14 games including 4-for-4 in the win at Santa Clara

Led the team with 25 points in the win over Oakland

Scored 10+ points in nine games

Five assists at Pacific and three against Bethesda and Cal Poly

Three steals against Wyoming and two steals against Oakland, at Utah State, at Fresno State and at UNLV

Season Highs.....	Career Highs
25, vs. Oakland, 11/26	Points..... 25, vs. Oakland, 11/26/22
11, vs. Oakland, 11/26	FG Made... 11, vs. Oakland, 11/26/22
12, vs. Oakland, 11/26	FG Att..... 12, vs. Oakland, 11/26/22
4, at Santa Clara, 12/10	3pt Made 4, at Santa Clara, 12/10/22
4, at Santa Clara, 12/10	3pt Att... 4, at Santa Clara, 12/10/22
6, at N. Colorado, 11/19	FT Made 6, at N. Colorado, 11/19/22
7, CSU Bakersfield, 12/6	FT Att... 7, CSU Bakersfield, 12/6/22
14, Bethesda, 11/12	Rebounds..... 14, Bethesda, 11/12/22
5, at Pacific, 12/17	Assists 5, at Pacific, 12/17/22
2, Two games	Blocks..... 2, Three games
3, Wyoming, 2/4	Steals..... 3, Three games*
	*2 at Temple

20+ Point Games (1)

25 - vs. Oakland, 11/26

10+ Rebound Games (6)

14 - Bethesda, 11/12
13 - at Colorado St., 12/31
12 - Hofstra - 11/17
12 - at Santa Clara, 12/10
11 - at Arkansas, 12/3
10 - at Fresno State, 2/7

Opponent	Date	GS	MIN	Total		3-Pointers		Free throws		Rebounds				PF	A	TO	BLK	STL	PTS	AVG	
				FG-FGA	PCT	3FG-3FGA	PCT	FT-FTA	PCT	OFF	DEF	TOT	AVG								
Ga. Southern	11/08/2022	*	25:53	4-6	.667	0-0	.000	0-0	.000	0	7	7	7.0	3	2	0	0	0	8	8.0	
Bethesda (CA)	11/12/2022	*	19:58	5-9	.556	0-1	.000	3-4	.750	8	6	14	10.5	0	3	0	0	0	13	10.5	
Alabama St.	11/15/2022	*	27:20	1-3	.333	0-0	.000	2-4	.500	4	3	7	9.3	5	1	1	0	0	4	8.3	
Hofstra	11/17/2022	*	29:44	3-7	.429	1-3	.333	1-2	.500	2	10	12	10.0	4	2	0	0	0	8	8.3	
at Northern Colo.	11/19/2022	*	30:06	5-11	.455	1-2	.500	6-6	1.000	3	4	7	9.4	2	1	1	0	0	17	10.0	
vs North Texas	11/25/2022	*	18:26	1-1	1.000	1-1	1.000	0-2	.000	1	2	3	8.3	1	1	2	1	0	3	8.8	
vs Oakland	11/26/2022	*	29:10	11-12	.917	1-1	1.000	2-2	1.000	2	5	7	8.1	1	0	2	1	2	25	11.1	
vs Ball St.	11/27/2022	*	25:15	1-4	.250	0-1	.000	2-4	.500	2	5	7	8.0	5	0	2	0	0	4	10.3	
at Arkansas	12/03/2022	*	28:53	5-8	.625	1-2	.500	1-2	.500	5	6	11	8.3	3	0	2	0	1	12	10.4	
CSU Bakersfield	12/06/2022	*	33:47	3-4	.750	0-1	.000	3-7	.429	1	8	9	8.4	2	1	4	0	1	9	10.3	
at Santa Clara	12/10/2022	*	34:44	7-11	.636	4-4	1.000	0-0	.000	2	10	12	8.7	1	1	0	0	1	18	11.0	
at Pacific	12/17/2022	*	34:29	1-6	.167	0-2	.000	0-2	.000	3	4	7	8.6	0	5	0	0	0	2	10.3	
Cal Poly	12/20/2022	*	25:37	2-3	.667	1-2	.500	1-2	.500	1	2	3	8.2	1	3	1	2	1	6	9.9	
UNLV	12/28/2022	*	23:14	2-5	.400	1-3	.333	4-6	.667	4	2	6	8.0	4	0	2	0	0	9	9.9	
at Colorado St.	12/31/2022	*	30:15	5-9	.556	1-3	.333	0-0	.000	2	11	13	8.3	2	1	1	1	0	11	9.9	
at Boise St.	01/03/2023	*	31:40	2-8	.250	1-3	.333	0-0	.000	2	3	5	8.1	1	0	2	0	0	5	9.6	
Nevada	01/07/2023	*	22:26	1-3	.333	1-2	.500	0-0	.000	0	4	4	7.9	2	1	4	0	1	3	9.2	
Fresno St.	01/10/2023	*	29:29	5-9	.556	2-3	.667	0-0	.000	1	5	6	7.8	2	1	0	1	0	12	9.4	
at New Mexico	01/17/2023	*	20:12	1-5	.200	0-3	.000	1-1	1.000	1	2	3	7.5	4	0	1	0	0	3	9.1	
at Utah St.	01/21/2023	*	33:56	3-8	.375	0-1	.000	1-1	1.000	2	6	8	7.6	1	1	1	0	2	7	9.0	
Air Force	01/24/2023	*	24:32	4-7	.571	0-1	.000	1-1	1.000	2	6	8	7.6	2	0	1	0	0	9	9.0	
at San Diego St.	01/28/2023	*	28:15	0-3	.000	0-2	.000	2-2	1.000	1	6	7	7.5	4	0	1	1	0	2	8.6	
Wyoming	02/04/2023	*	37:57	5-8	.625	1-2	.500	3-4	.750	2	3	5	7.4	2	1	1	1	3	14	8.9	
at Fresno St.	02/07/2023	*	31:54	3-10	.300	1-2	.500	2-2	1.000	5	5	10	7.5	2	0	0	0	2	9	8.9	
Utah St.	02/11/2023	*	32:18	3-7	.429	0-2	.000	4-7	.571	2	3	5	7.4	3	0	2	1	0	10	8.9	
at UNLV	02/14/2023	*	30:43	3-3	1.000	1-1	1.000	0-0	.000	2	3	5	7.3	3	0	2	2	2	7	8.8	
New Mexico	02/17/2023	*	29:39	0-6	.000	0-2	.000	0-0	.000	5	3	8	7.4	2	0	0	0	1	0	8.5	
at Nevada	02/21/2023	*	27:57	1-7	.143	0-2	.000	0-0	.000	2	3	5	7.3	1	1	1	1	1	2	8.3	
Boise St.	02/25/2023	*	22:38	3-9	.333	0-3	.000	0-0	.000	1	8	9	7.3	0	1	1	0	1	6	8.2	
Totals			29	821:05	90-192	.469	19-55	.345	39-61	.639	68	145	213	7.3	63	27	35	12	19	238	8.2

Player Averages

Games Played	Minutes/game	Points/game	FG Pct	3FG Pct	FT Pct	Rebounds/game	Assists/game	Turnovers/game	Assist/Turnover ratio	Steals/game	Blocks/game
29	28.3	8.2	46.9	34.5	63.9	7.3	0.9	1.2	0.8	0.7	0.4

SEASON	TEAM	GP-GS	MIN/AVG	Field Goals FG-FGA FG%	3-Point 3FG-3FGA 3FG%	F-Throws FT-FTA FT%	Rebounds OFF DEF TOT AVG	PF-FO	A	TO	BLK	STL	Scoring PTS AVG
2020-21	Temple	1-0	8/7.7	0-2 .000	0-0 .000	0-0 .000	1 2 3 3.0	0-0	1	0	0	0	0 0.0
2021-22	Temple	29-11	458/15.8	29-67 .433	4-12 .333	27-44 .614	46 67 113 3.9	50-1	16	20	8	20	89 3.1
2022-23	SJSU	29-29	821/28.3	90-192 .469	19-55 .345	39-61 .639	68 145 213 7.3	63-2	27	35	12	19	238 8.2
TOTAL FOR SJSU		29-29	821/28.3	90-192 .469	19-55 .345	39-61 .639	68 145 213 7.3	63-2	27	35	12	19	238 8.2
TOTAL		59-40	1287/21.8	119-261 .456	23-67 .343	66-105 .629	115 214 329 5.6	113-3	44	55	20	39	327 5.5



Promoted from student manager in November

Made two free throws against North Texas

First three-point shot attempt against Nevada

Grabbed a rebound at San Diego State

One steal against North Texas

Season Highs.....Career Highs
2, vs. North Texas, 11/25.....Points..2, vs. North Texas, 11/25/22
.....FG Made
1, Two gamesFG Attempted..... 1, Two games
.....3pt Made
1, Two games3pt Attempted 1, Two games
2, vs. North Texas, 11/25..... FT Made2, vs. North Texas, 11/25/22
2, vs. North Texas, 11/25..... FT Att ..2, vs. North Texas, 11/25/22
1, at San Diego State, 1/28Rebounds1, at San Diego St., 1/28/23
..... Assists
.....Blocks.....
1, vs. North Texas, 11/25..... Steals ..1, vs. North Texas, 11/25/22


#25
Ryen
Perry
G • 6-2 • 185 • JR
Placentia, Calif./
Fullerton College

Opponent	Date	GS	MIN	Total		3-Pointers		Free throws		Rebounds				PF	A	TO	BLK	STL	PTS	AVG
				FG-FGA	PCT	3FG-3FGA	PCT	FT-FTA	PCT	OFF	DEF	TOT	AVG							
vs North Texas	11/25/2022		02:24	0-0	.000	0-0	.000	2-2	1.000	0	0	0	0.0	0	0	0	0	1	2	2.0
at Arkansas	12/03/2022		01:52	0-0	.000	0-0	.000	0-0	.000	0	0	0	0.0	0	0	1	0	0	0	1.0
Nevada	01/07/2023		01:59	0-1	.000	0-1	.000	0-0	.000	0	0	0	0.0	0	0	0	0	0	0	0.7
Air Force	01/24/2023		03:00	0-0	.000	0-0	.000	0-0	.000	0	0	0	0.0	0	0	0	0	0	0	0.5
at San Diego St.	01/28/2023		01:46	0-1	.000	0-1	.000	0-0	.000	0	1	1	0.2	0	0	1	0	0	0	0.4
New Mexico	02/17/2023		01:26	0-0	.000	0-0	.000	0-0	.000	0	0	0	0.2	0	0	0	0	0	0	0.3
Totals		0	12:27	0-2	.000	0-2	.000	2-2	1.000	0	1	1	0.2	0	0	2	0	1	2	0.3

Player Averages

Games Played	Minutes/ game	Points/ game	FG Pct	3FG Pct	FT Pct	Rebounds/ game	Assists/ game	Turnovers/ game	Assist/Turnover ratio	Steals/ game	Blocks/ game
6	2.1	0.3	0.0	0.0	100.0	0.2	0.0	0.3	0.0	0.2	0.0

				Field Goals		3-Point		F-Throws		Rebounds				Scoring						
SEASON	TEAM	GP-GS	MIN/AVG	FG-FGA	FG%	3FG-3FGA	3FG%	FT-FTA	FT%	OFF	DEF	TOT	AVG	PF-FO	A	TO	BLK	STL	PTS	AVG
2022-23	SJSU	6-0	12/2.1	0-2	.000	0-2	.000	2-2	1.000	0	1	1	0.2	0-0	0	2	0	1	2	0.3
TOTAL		6-0	12/2.1	0-2	.000	0-2	.000	2-2	1.000	0	1	1	0.2	0-0	0	2	0	1	2	0.3



Key reserve off the bench who has played in 28 games

Third on the team in three-point field goals made with 45

Six games in double-figure points

Came off the bench to lead the team with 20 points at Utah State where he was 6-for-9 from three-point range

Also led team in scoring at Nevada with 14 points including four three-pointers

Season Highs.....Career Highs
 20, at Utah State, 1/21.....Points..... 23 Bethesda, 1/8/22
 7, at Utah State, 1/21FG Made8, Bethesda, 1/8/22
 14, at Nevada, 2/21FG Attempted... 14, at Nevada, 2/21/23
 6, at Utah State, 1/213pt Made6, at Utah State, 1/21/23
 12, at Nevada, 2/213pt Att 12, at Nevada, 2/21/23
 2, Three games FT Made..... 4, Two games
 3, UNLV, 12/28..... FT Attempted 5, Two games
 6, at UNLV, 2/14Rebounds..... 9, Two games
 3, Georgia Southern, 11/8 Assists 3, Three games
 2, at Colorado State, 12/31Blocks..... 2, Two games
 2, vs. Oakland, 11/26 Steals 2, Three games

#31
Tibet
Gorener
F • 6-9 • 200 • SO
Istanbul, Turkey/
Arizona

Added 17 against Hofstra, 12 points at Colorado State and 11 points against UNLV (twice)

Made at least two three-pointers in 11 games including 6 at Utah State and 5 versus Hofstra

Six rebounds at UNLV and five rebounds against Bethesda and UNLV

Dished out three assists against Georgia Southern and two assists in five other games

Two steals against Oakland

20+ Point Games (1)
 20 - at Utah State, 1/21

			Total			3-Pointers		Free throws		Rebounds											
Opponent	Date	GS	MIN	FG-FGA	PCT	3FG-3FGA	PCT	FT-FTA	PCT	OFF	DEF	TOT	AVG	PF	A	TO	BLK	STL	PTS	AVG	
Ga. Southern	11/08/2022		24:18	2-6	.333	2-6	.333	2-2	1.000	0	2	2	2.0	2	3	0	0	1	8	8.0	
Bethesda (CA)	11/12/2022		12:55	2-6	.333	1-2	.500	0-0	.000	1	4	5	3.5	0	2	1	0	1	5	6.5	
Alabama St.	11/15/2022		22:39	2-5	.400	2-4	.500	1-2	.500	0	2	2	3.0	0	0	0	0	0	7	6.7	
Hofstra	11/17/2022		27:08	6-13	.462	5-10	.500	0-0	.000	2	0	2	2.8	3	2	1	0	0	17	9.3	
at Northern Colo.	11/19/2022		08:58	1-2	.500	1-2	.500	0-0	.000	0	1	1	2.4	2	0	0	0	0	3	8.0	
vs North Texas	11/25/2022		19:00	1-3	.333	1-3	.333	0-0	.000	0	1	1	2.2	0	0	1	0	0	3	7.2	
vs Oakland	11/26/2022		17:33	2-8	.250	2-8	.250	2-2	1.000	0	0	0	1.9	0	2	1	1	2	8	7.3	
vs Ball St.	11/27/2022		16:16	0-1	.000	0-1	.000	0-0	.000	0	2	2	1.9	1	0	0	0	0	0	6.4	
at Arkansas	12/03/2022		18:16	1-4	.250	0-2	.000	0-2	.000	1	3	4	2.1	2	0	0	0	0	2	5.9	
CSU Bakersfield	12/06/2022		21:30	2-6	.333	2-6	.333	0-0	.000	1	3	4	2.3	0	0	0	0	0	6	5.9	
at Santa Clara	12/10/2022		09:31	0-3	.000	0-1	.000	0-0	.000	0	0	0	2.1	1	0	0	0	1	0	5.4	
at Pacific	12/17/2022		14:23	2-3	.667	2-3	.667	0-0	.000	0	2	2	2.1	2	0	1	0	0	6	5.4	
Cal Poly	12/20/2022		16:41	1-4	.250	0-2	.000	0-1	.000	1	1	2	2.1	0	1	0	0	0	2	5.2	
UNLV	12/28/2022		22:34	3-9	.333	3-7	.429	2-3	.667	1	4	5	2.3	1	0	0	0	0	11	5.6	
at Colorado St.	12/31/2022		16:41	4-9	.444	4-7	.571	0-0	.000	1	1	2	2.3	2	0	0	2	0	12	6.0	
at Boise St.	01/03/2023		25:35	2-7	.286	1-6	.167	0-1	.000	1	1	2	2.3	0	0	0	0	1	5	5.9	
Nevada	01/07/2023		17:37	1-6	.167	1-6	.167	0-0	.000	0	0	0	2.1	1	2	1	0	0	3	5.8	
Fresno St.	01/10/2023		26:57	2-6	.333	1-5	.200	0-0	.000	0	1	1	2.1	0	1	0	0	0	5	5.7	
at New Mexico	01/17/2023		13:21	1-4	.250	1-4	.250	0-0	.000	0	2	2	2.1	2	0	0	0	0	3	5.6	
at Utah St.	01/21/2023		28:27	7-11	.636	6-9	.667	0-0	.000	1	1	2	2.1	2	0	0	0	0	20	6.3	
Air Force	01/24/2023		23:52	3-4	.750	1-2	.500	0-1	.000	0	1	1	2.0	1	2	2	0	1	7	6.3	
at San Diego St.	01/28/2023		20:11	2-6	.333	0-4	.000	0-0	.000	0	1	1	2.0	3	1	2	0	0	4	6.2	
at Fresno St.	02/07/2023		29:03	1-7	.143	1-4	.250	0-0	.000	1	1	2	2.0	3	0	2	0	0	3	6.1	
Utah St.	02/11/2023		23:32	2-5	.400	1-4	.250	1-2	.500	1	1	2	2.0	1	0	2	1	0	6	6.1	
at UNLV	02/14/2023		21:26	4-10	.400	3-8	.375	0-0	.000	1	5	6	2.1	0	0	1	0	0	11	6.3	
New Mexico	02/17/2023		21:50	0-9	.000	0-6	.000	0-0	.000	0	1	1	2.1	1	2	0	1	0	0	6.0	
at Nevada	02/21/2023		31:55	5-14	.357	4-12	.333	0-0	.000	0	1	1	2.0	1	1	1	1	0	14	6.3	
Boise St.	02/25/2023		15:28	0-7	.000	0-5	.000	0-0	.000	1	2	3	2.1	0	0	0	0	1	0	6.1	
Totals			0	567:38	59-178	.331	45-139	.324	8-16	.500	14	44	58	2.1	31	19	16	6	8	171	6.1

Player Averages

Games Played	Minutes/game	Points/game	FG Pct	3FG Pct	FT Pct	Rebounds/game	Assists/game	Turnovers/game	Assist/Turnover ratio	Steals/game	Blocks/game
28	20.3	6.1	.331	.324	.500	2.1	0.7	0.6	1.2	0.3	0.2

SEASON	TEAM	GP-GS	MIN/AVG	Field Goals FG-FGA FG%	3-Point 3FG-3FGA 3FG%	F-Throws FT-FTA FT%	Rebounds OFF DEF TOT AVG	PF-FO	A	TO	BLK	STL	PTS	AVG
2020-21	UA	8-0	30/3.7	3-9 .333	3-9 .333	0-0 .000	0 6 6 0.8	4-0	1	3	0	0	9	1.1
2021-22	SJSU	30-23	810/27.0	78-221 .353	54-171 .316	18-29 .621	10 86 96 3.2	48-0	26	26	4	14	228	7.6
2022-23	SJSU	28-0	568/20.3	59-178 .331	45-139 .324	8-16 .500	14 44 58 2.1	31-0	19	16	6	8	171	6.1
TOTAL FOR SJSU		58-23	1377/23.7	137-399 .343	99-310 .319	26-45 .578	24 130 154 2.7	79-0	45	42	10	22	399	6.9
TOTAL		66-23	1407/21.3	140-408 .343	102-319 .320	26-45 .578	24 136 160 2.4	83-0	46	45	10	22	408	6.2



#33
Kevin
Simeth
F • 6-7 • 207 • FR
Geneva,
Switzerland/
Collège Voltaire

Has seen action in nine games

Scored four points and grabbed six rebounds in win over Bethesda

Had a block at No. 11 Arkansas

One rebound against Cal Poly, Air Force and at San Diego State

Season Highs.....	Career Highs
4, Bethesda, 11/12.....	Points.....4, Bethesda, 11/12/22
2, Bethesda, 11/12.....	FG Made.....2, Bethesda, 11/12/22
3, Bethesda, 11/12.....	FG Attempted.....3, Bethesda, 11/12/22
.....	3pt Made.....
.....	3pt Attempted.....
.....	FT Made.....
2, Two games.....	FT Attempted.....2, Two games
6, Bethesda, 11/12.....	Rebounds.....6, Bethesda, 11/12/22
.....	Assists.....
1, at Arkansas, 12/3.....	Blocks.....1, at Arkansas, 12/3/22
.....	Steals.....

Opponent	Date	GS	MIN	Total		3-Pointers		Free throws		Rebounds				PF	A	TO	BLK	STL	PTS	AVG
				FG-FGA	PCT	3FG-3FGA	PCT	FT-FTA	PCT	OFF	DEF	TOT	AVG							
Bethesda (CA)	11/12/2022		06:24	2-3	.667	0-0	.000	0-0	.000	1	5	6	6.0	1	0	1	0	0	4	4.0
vs North Texas	11/25/2022		03:22	1-1	1.000	0-0	.000	0-0	.000	0	0	0	3.0	0	0	0	0	0	2	3.0
at Arkansas	12/03/2022		04:19	0-0	.000	0-0	.000	0-0	.000	0	0	0	2.0	0	0	1	1	0	0	2.0
Cal Poly	12/20/2022		02:30	0-0	.000	0-0	.000	0-2	.000	0	1	1	1.8	0	0	0	0	0	0	1.5
Nevada	01/07/2023		01:59	0-0	.000	0-0	.000	0-0	.000	0	0	0	1.4	0	0	0	0	0	0	1.2
at New Mexico	01/17/2023		02:10	0-0	.000	0-0	.000	0-0	.000	0	0	0	1.2	0	0	0	0	0	0	1.0
Air Force	01/24/2023		02:32	0-0	.000	0-0	.000	0-0	.000	0	1	1	1.1	0	0	0	0	0	0	0.9
at San Diego St.	01/28/2023		01:46	0-0	.000	0-0	.000	0-0	.000	1	0	1	1.1	0	0	0	0	0	0	0.8
New Mexico	02/17/2023		01:25	0-0	.000	0-0	.000	0-2	.000	0	0	0	1.0	0	0	0	0	0	0	0.7
Totals		0	26:27	3-4	.750	0-0	.000	0-4	.000	2	7	9	1.0	1	0	2	1	0	6	0.7

Player Averages

Games Played	Minutes/ game	Points/ game	FG Pct	3FG Pct	FT Pct	Rebounds/ game	Assists/ game	Turnovers/ game	Assist/Turnover ratio	Steals/ game	Blocks/ game
9	2.9	0.7	75.0	0.0	0.0	1.0	0.0	0.2	0.0	0.0	0.1

				Field Goals		3-Point		F-Throws		Rebounds				Scoring						
SEASON	TEAM	GP-GS	MIN/AVG	FG-FGA	FG%	3FG-3FGA	3FG%	FT-FTA	FT%	OFF	DEF	TOT	AVG	PF-FO	A	TO	BLK	STL	PTS	AVG
2022-23	SJSU	9-0	26/2.9	3-4	.750	0-0	.000	0-4	.000	2	7	9	1.0	1-0	0	2	1	0	6	0.7
TOTAL		9-0	26/2.9	3-4	.750	0-0	.000	0-4	.000	2	7	9	1.0	1-0	0	2	1	0	6	0.7