

SAN JOSE STATE UNIVERSITY



• Matt Ballard



Keith Shamburger •



Wil Carter •

2011-12
MEN'S BASKETBALL

2011-12 MEN'S BASKETBALL

BROADCAST ROSTER



George Nessman
Head Coach



Brent Davis
Assistant Coach



Talvin Hester
Assistant Coach



Donald Williams
Assistant Coach



Durwood McCoy
Basketball Operations



Adrian Valderrama
Video Coordinator



1
Keith Shamburger
5'11, 170, SO, G
Los Angeles, Calif.



2
Jaleel Williams
6'6, 205, FR, F
Killeen, Texas




4
Aalim Moor
6'3, 194, JR, G
Oakland, Calif.



5
Calvin Douglas
6'3, 215, SR, G
San Francisco, Calif.



10
Stephon Smith
6'8, 260, FR, F
Dallas, Texas



15
Wil Carter
6'8, 234, SR, F
Pocatello, Idaho



21
D.J. Brown
6'2, 185, FR, G
Los Angeles, Calif.



23
Chris Jones
6'4, 205, JR, G
Hayward, Calif.



24
Lavanne Pennington
6'4, 185, JR, G
San Bernadino, Calif.



30
Jeremy Pope
6'0, 175, JR, G
Compton, Calif.




32
Joe Henson
6'8, 245, JR, C
Pasadena, Calif.




33
James Kinney
6'2, 180, JR, G
Champaign, Ill.



44
Nick Grieves
6'3, 160, FR, G
Aptos, Calif.



50
Garrett Ton
6'8, 215, SR, F
Torrance, Calif.



52
Matt Ballard
6'9, 236, SR, C
Foothill Ranch, Calif.



San Jose State University Men's Basketball

Table of Contents

Broadcast Roster Inside Front Cover
 Team Rosters/Fast Facts 2
 Coaching Staff 4-7
 Player Profiles 8-28
 2010-11 Season In Review 29-32
 Western Athletic Conference 33-38
 Opponents 39-47
 Team & Individual Records 48-60
 Letterwinners 62-65
 Honors & Awards 66-67
 Spartans in the Pros 68
 Season-by-Season Scores & Statistics 69-100
 Records vs. Collegiate Opponents 101
 NCAA Tournament Teams 102
 In-Season Tournament Competition 103
 Games vs. Top-20 Ranked Opponents 103-104
 Head Coaching Records 104
 City of San Jose 106
 San Jose State University 107-108
 The Event Center 109
 San Jose State Athletics 110-125
 Media Information 126-127
 2012 NCAA Tournament Bracket 128
 Team Schedule Back Cover

The 2011-12 San Jose State University men's basketball media guide was produced by the school's sports information office.

COVER PHOTOGRAPHY: Terrell Lloyd

COVER ART WORK: Melissa Iaconis

ON THE FRONT COVER:

(left to right) – Seniors Matt Ballard (52) and Wil Carter (15) and Keith Shamburger (1).

INSIDE PHOTOGRAPHY: Terrell Lloyd, Ray Barbour, Ron Fried, Wayne Salvatore, NBA Photos, Western Athletic Conference, selected NCAA Division I schools, Sharon Hall, San Francisco Giants.

For more information, contact the San Jose State University sports information office. Phone - (408) 924-1217, FAX - (408) 924-1291, or email - ltfan@email.sjsu.edu.

San José State University does not discriminate on the basis of race, color, religion, national origin, sex, sexual orientation, marital status, pregnancy, age disability, disabled veteran's or Vietnam veteran's status. This policy applies to all San José State University student, faculty and staff programs and activities. Questions regarding this policy should be directed to the Director of the Office of Equal Employment/ Affirmative Action, San José State University, (408) 924-1115.

2011-12 Season Notes

- San Jose State returns three starters and 11 players from the 2010-11 team that won 17 games, posted its first winning season since 1994 and was invited to the 2011 College Basketball Invitational.

- San Jose State seeks back-to-back winning seasons for the first time since the 1986 and 1987 seasons.

- San Jose State is coming off of back-to-back single-season record free throw shooting. Last season's Spartans led the Western Athletic Conference with a school record 75.4 percent figure.

- The Spartans spent nine days in Italy playing three exhibition games. San Jose State was 2-1 in its 2011 summer tour.

- **Keith Shamburger** is San Jose State's top returning scorer at 12.4 points a game. He played more minutes (1,034) than any other conference freshman last season.

- Forward **Wil Carter** was fifth in the WAC in rebounding at 8.0 per game. His 265 rebounds matched the seventh best single-season mark at San Jose State.

- For the first time since 1990, San Jose State was credited with more assists than turnovers in a season. The Spartans were one of four WAC teams in 2011 with a positive assist-to-turnover ratio.



Keith Shamburger



Wi Carter



The 2011-12 San Jose State University men's basketball team



Team Rosters/Fast Facts

Alphabetical

NO.	NAME	POS.	HT.	WT.	CLASS	EXP	HOMETOWN
52	Matt Ballard	C	6-9	236	SR	1V	Foothill Ranch, Calif.
21	D.J. Brown	G	6-2	185	FR	RS	Chino Hills, Calif.
15	Wil Carter	F	6-8	234	SR	1V	Pocatello, Idaho
5	Calvin Douglas	G	6-3	195	SR	1V	San Francisco, Calif.
44	Nick Grieves	G	6-3	160	FR	HS	Aptos, Calif.
32	Joe Henson	C	6-8	245	JR	2V	Pasadena, Calif.
23	Chris Jones	G/F	6-4	205	JR	2V	Hayward, Calif.
33	James Kinney	G	6-1	180	JR	JC	Champaign, Ill.
4	Aalim Moor	G	6-3	194	JR	1V	Oakland, Calif.
24	Lavanne Pennington	G	6-4	180	JR	JC	San Bernardino, Calif.
30	Jeremy Pope	G	6-0	175	JR	JC	Compton, Calif.
1	Keith Shamburger	G	5-11	170	SO	1V	Los Angeles, Calif.
10	Stephon Smith	F	6-8	260	FR	HS	Dallas, Texas
50	Garrett Ton	F	6-8	213	SR	1V	Torrance, Calif.
2	Jaleel Williams	F	6-6	202	FR	HS	Killeen, Texas

Head coach: George Nessman
 Assistant coaches: Brent Davis, Talvin Hester, Donald Williams
 Director of basketball operations: Durwood McCoy

Numerical

NO.	NAME	POS.	HT.	WT.	CLASS	EXP	HOMETOWN
1	Keith Shamburger	G	5-11	170	SO	1V	Los Angeles, Calif.
2	Jaleel Williams	F	6-6	202	FR	HS	Killeen, Texas
4	Aalim Moor	G	6-3	194	JR	1V	Oakland, Calif.
5	Calvin Douglas	G	6-3	195	SR	1V	San Francisco, Calif.
10	Stephon Smith	F	6-8	260	FR	HS	Dallas, Texas
15	Wil Carter	F	6-8	234	SR	1V	Pocatello, Idaho
21	D.J. Brown	G	6-2	185	FR	RS	Chino Hills, Calif.
23	Chris Jones	G/F	6-4	205	JR	2V	Hayward, Calif.
24	Lavanne Pennington	G	6-4	180	JR	JC	San Bernardino, Calif.
30	Jeremy Pope	G	6-0	175	JR	JC	Compton, Calif.
32	Joe Henson	C	6-8	245	JR	2V	Pasadena, Calif.
33	James Kinney	G	6-1	180	JR	JC	Champaign, Ill.
44	Nick Grieves	G	6-3	160	FR	HS	Aptos, Calif.
50	Garrett Ton	F	6-8	213	SR	1V	Torrance, Calif.
52	Matt Ballard	C	6-9	236	SR	1V	Foothill Ranch, Calif.

Head coach: George Nessman
 Assistant coaches: Brent Davis, Talvin Hester, Donald Williams
 Director of basketball operations: Durwood McCoy

Pronunciation Guide

Aalim Moor AH-lim Moore
 Stephon Smith Steff-fon Smith
 Garrett Ton Ton

Fast Facts

Location.....San Jose, California
 Enrollment26,796
 Founded1857
 Nickname.....Spartans
 ColorsGold, White & Blue
 ConferenceWestern Athletic Conference
 PresidentDr. Mohammad Qayoumi
 Director of AthleticsTom Bowen
 Head Coach
George Nessman (California, 1981)
 Record/Seasons at SJSU68-119, 6 seasons
 Overall Record/Seasons68-119, 6 seasons
 Assistant Coaches
Brent Davis (San Diego State, 2000)
Talvin Hester (Texas Wesleyan, 2003)
 Donald Williams (Cal State Hayward, 1995)
 Director of Basketball Operations
Durwood McCoy (Patten, 2001)
 2010-11 Record.....17-16
 Conference record/finish.....5-11/8th
 Starters Returning/Lost3/2
 Lettermen Returning/Lost8/3
 Home Court.....The Event Center (5,000)
 Basketball TrainerScott Shaw

Returning Lettermen (8)

Keith Shamburger, G, 5-11, SO,
 12.4 ppg., 3.8 rpg.
 Wil Carter, F, 6-8, SR, 9.8 ppg., 8.0 rpg.
 Calvin Douglas, G, 6-3, SR, 6.1 ppg., 0.7 rpg.
 Chris Jones, G/F, 6-4, JR, 2.6 ppg., 2.4 rpg.
 Matt Ballard, F, 6-9, SR, 2.5 ppg., 5.3 rpg.
 Joe Henson, C, 6-8, JR, 0.8 ppg., 1.9 rpg.
 Aalim Moor, G, 6-3, JR, 0.6 ppg., 0.4 rpg.
 Garrett Ton, F, 6-8, SR, 0.2 ppg., 0.6 rpg.

Returning Redshirt (1)

D.J. Brown, G, 6-2, FR

Letterwinners Lost (3)

Adrian Oliver, G, 6-4, SR, 24.0 ppg., 5.3 rpg.
 Justin Graham, G, 6-4, SR, 14.2 ppg., 4.5 rpg.
 Brylle Kamen, F, 6-7, SO, 6.1 ppg., 5.9 rpg.

Newcomers (6)

Nick Grieves, G, 6-3, FR
 James Kinney, G, 6-1, JR
 Lavanne Pennington, G, 6-4, JR
 Jertemy Pope, G, 6-0, JR
 Stephon Smith, F, 6-8, FR
 Jaleel Williams, F, 6-6, FR

Meet the Spartans





Coaching Staff

GEORGE NESSMAN Head Coach 7th Season



George Nessman was appointed the San Jose State University men's basketball head coach in March 2005. As he heads into his seventh season, the program is positioned for near and long-term competitive and academic success.

The accomplishments are numerous in his first six seasons. Prior to Nessman's arrival, single-digit season win totals were the norm. The 2010-11 season is the current high-water mark. The Spartans posted their first winning record in 17 seasons, advanced to the semifinal round of the Western Athletic Conference Tournament for the first time, won more games in one season since 1981 and returned to post-season action for the first time since 1996.

San Jose State heads into 2011-12 with four straight seasons of 13 or more wins. The Spartans have not done that since 1985 through 1988.

The 2009-10 Spartans were the university's best playing at home in years with a 10-4 win-loss record. A seven-game home floor winning streak at The Event Center is the longest since the building opened in 1989 and the longest by a Spartan squad since the 1981 team won 10 in a row on a home court. The 2010 team set school records for most points scored (2,289) and free throw accuracy (72.8 percent) in a season.

The 2008-09 team's five road victories were the most by a Spartan team in eight seasons, part of a 13-17 record and helped San Jose State finish in a sixth place tie in the conference standings - the best WAC finish since 2000.

The 2007-08 team was one of the nation's most improved based on win totals. The Spartans cap-



tered the season-opening First Shot Exempt Tournament hosted by Middle Tennessee State. San Jose State picked up road wins against Big Sky Conference champion Portland State and topped cross-county rival Santa Clara for the first time since 2003.

The Spartans were the most successful WAC team in 2007-08 in games decided by four points or less with a 9-4 record. Wins in The Event Center over Nevada and Utah State were part of San Jose State's first winning record at home since 2000-01. A Western Athletic Conference Tournament victory for the first time since 2002 capped the best San Jose State season in seven years.

His second season, 2006-07, clearly was one with a youth movement in place. With the third youngest team in the country based on previous major college playing experience, his team doubled its conference win total from his first season at the helm.

Nessman is the first San Jose State men's basketball coach to successfully organize a summer overseas tour. The Spartans spent a week in the United Kingdom in 2007 and spent nine days in Italy in 2011.

The European trips are consistent with his philosophy of placing the program in the spotlight. The Spartans played at Duke, Texas Tech and Michigan State with Nessman facing coaching legends Mike Krzyzewski, Bob Knight and Tom Izzo, respectively.

In his first season, the Spartans ended long road losing streaks both in conference and non-conference action. Home attendance increased by 20 percent.

In his first six seasons at San Jose State, his student-athletes earned eight Western Athletic Conference All-Academic awards. Guard Adrian Oliver was a two-time first-team All-WAC pick and a 2011 Lute Olson All-American. Guard Justin Graham was named to the 2011 All-Defensive team and was an honorable mention All-WAC choice. Both are pursuing professional careers in Greece and the NBA's Developmental League, respectively.

Nessman took over the Spartans' position after one season as an assistant coach and recruiting coordinator at the University of California in 2004-05.





Coaching Staff

Entering his 24th season as a head coach, his teams at the high school, community college and major college levels have won 424 games, placed first in a league or conference nine times and won a state championship. He is 68-119 at San Jose State.

One of his most significant coaching accomplishments was directing Porterville College to a 33-4 win-loss record, a Central Valley Conference title and the school's first California Community College championship in 2000. Between January 2000 and February 2001, Porterville College won 40 consecutive games covering two seasons – one of the longest winning streaks in the California Community College system's history.

The 2000 California Community College Coach of the Year produced five 20-game winners in nine seasons and a 178-76 win-loss record. Before his arrival, Porterville had four consecutive losing seasons and did not have a plus-.500 winning percentage in 11 years. Nearly 90 percent of the sophomores he coached at Porterville and Bakersfield Colleges continued their college careers at four-year institutions.

In addition to his coaching duties at Porterville, he served the school as its director of athletics from 1995 through 2001 and was the academic advisor for athletics in 2001-02.

The 1981 University of California graduate started his coaching career at age 22 as the junior varsity and cross country coach at Salesian High School in Richmond, Calif.



George Nessman's first game as San Jose State's head coach was against Texas Tech University and legendary coach Bob Knight.

After three seasons, he became the boys' varsity basketball assistant coach at Concord, California's De La Salle High School in 1984. Two seasons later, he took over the head coaching position at De La Salle and went on to produce a 155-48 win-loss record, five conference championships, one North Coast Section crown and four appearances in the Northern California Tournament of Champions. Two of his most prominent Spartans were future NBA players Jon and Brent Barry.

The 52-year-old native of Stamford, Conn., has two master's degrees – one in education from San Francisco State University in 1988 and a second in physical education and recreation from Saint Mary's College in 1993. Nessman is the only current coach in the Western Athletic Conference to earn two master's degrees. He and his wife, Nancy, have four children – Joshua, a student at San Jose State; Veronica, a University of California graduate; Peter and John.

*"Our main goal for our team is to master our system so the system serves you as a player instead of you serving it. As you do that, the game slows down for you. It becomes easier for you. That's been a big emphasis for our guys. See and understand what you are looking at. That's a big teaching point."
– Head coach George Nessman*



Duke University coach Mike Krzyzewski greets George Nessman prior to the 2006 meeting between the two teams.



Basketball Staff

**BRENT
DAVIS**
Assistant Coach



**TALVIN
HESTER**
Assistant Coach



Brent Davis joined the San Jose State University staff as an assistant coach in May 2005. Davis came to the Spartans after serving as the head coach at Bakersfield College.

He earned his bachelor's degree majoring in social science from San Diego State University. Davis went on to earn a master's degree in physical education from Azusa Pacific University in 2002.

Davis began his coaching career in 1997 as an assistant coach at Redwood High School in Visalia, Calif. After one season, he moved to San

Diego Mesa College where he served as an assistant coach for three seasons.

The Tulare, Calif., native worked as an assistant coach for George Nessman at Bakersfield College during the 2003 and 2004 seasons before being named head coach.

He and his wife, Aimee, live in San Jose. Aimee completed her doctoral program in physical therapy at the University of the Pacific in October 2007. They are the parents of a daughter, Ellie.

Talvin Hester joined the San Jose State University men's basketball coaching staff in June 2010 as an assistant coach.

Hester spent five seasons (2006 through 2010) on the Prairie View A&M staff and earned promotions to the position of associate head coach. He helped the Panthers to winning records in 2009 and 2010. Prior to 2009, Prairie View suffered five consecutive losing seasons, failed to win at least 10 games in each of those seasons and did not have back-to-back winning records for a 50-year span.

The Panthers emerged as one of the top defensive teams in the Southwest Athletic Conference (SWAC) and in the country. In 2010, Prairie View ranked in the top-15 nationally in field goal percentage defense (14th) and three-point field goal percentage defense (11th) last season.

Hester broke into coaching in 2002 at North Lake College in Irving, Texas. His wide-ranging coaching resume includes stops with the Texas Rim Rockers of the United States Basketball League as an assistant coaching intern and the Dallas Mustangs AAU team for one season. He was an assistant coach at Texas College in Tyler, Texas for the 2005 season before going to Prairie View A&M.

A 2003 Texas Wesleyan University graduate, he majored in interdisciplinary studies. Hester played his college basketball at Dallas Christian College.

The Toledo, Ohio native was born in July, 1968. His wife, Jamieka, is an elementary school teacher who specializes in teaching English as a second language. They have a daughter, Rhyann Nicole Hester.





Basketball Staff

DONALD WILLIAMS
Assistant Coach



DURWOOD McCOY
Director of Men's Basketball Operations



Donald Williams is in his ninth season and second tenure as a San Jose State University men's basketball assistant coach. He spent the 2003 and 2004 seasons with the Spartans.

Williams first joined the coaching staff after five seasons as the boys varsity assistant coach at San Leandro (Calif.) High School.

The 1995 graduate of California State University - Hayward played two seasons of basketball for the Pioneers after transferring from Porterville College.

Williams was born on October 17, 1970, in Pontiac, Mich. He and his wife, LaShonda, are the parents of two sons, Justin and Jalen.



Durwood McCoy is in his sixth season as a member of the San Jose State University men's basketball staff. In 2011-12, he is in his fifth season as the program's director of basketball operations. He first served the team as an administrative assistant in 2005-06.

McCoy came to San Jose State after serving as a recreational director for Tule River Tribal Council in Porterville, Calif., from 2003 to 2005. He began a career in coaching as an assistant coach to George Nessman at Bakersfield College in 2002-03.

The graduate of Patten University majored in organizational management. He was a two-time All-Cal Pac Conference selection in basketball. McCoy was a first-team choice his junior season and an honorable mention pick as a senior.

He and his wife, Siramone, have one daughter, Breanna, and live in San Jose.



Scott Shaw
Director of Sports
Medicine
Men's Basketball
Athletic Trainer



Ben Cobian
Strength &
Conditioning
Basketball



Jeff Hudson
Equipment Services
Basketball



Adrian Valderrama
Video Coordinator
Men's Basketball



Gina Archimede
Academic Advisor
Men's Basketball



Player Profiles

**MATT
BALLARD**
52 C, 6-9, 236, SR, 1V
Foothill Ranch,
Calif.
Kinesiology Major



in 2006-07...First-team All-Sea View League selection his senior season...Led his team in rebounding as a junior with a 6.7 average.

MATT: A kinesiology major with an emphasis in sports management...Hopes to work in a college or university athletics department...Enjoys playing golf and poker...The native of Fountain Valley, Calif., was born on May 19, 1989.

AT SAN JOSE STATE: In his second season with the Spartans...First enrolled at the University for the 2009 fall semester...Asked to join the program after being discovered in intramural play...In his second year as a team representative to the Student-Athlete Advisory Council...Team co-captain for 2011-12.

ROME TOUR: Averaged 1.7 points per game during the three-game tour.

2011 SEASON: Starter in 29 of the team's 33 games...One of four Spartans to average at least 5.0 rebounds per game with his 5.3 average...His 175 rebounds were second most on the squad...One of his six Spartans to grab at least 10 rebounds in a game with his season high of 10 in a reserve role at Hawai'i (1/22)...Second on the team with 17 blocked shots...Season-high 5 assists in the Weber State win (2/18)...Season scoring high of 8 points vs. Nevada (2/12)...A 66.0 percent free throw shooter who made 1-of-2 free throws at the end of regulation in the nationally-televised overtime victory against New Mexico State (2/23).

IRVINE VALLEY COLLEGE: Played for the Lazers (Coach Jerry Hernandez) during the 2008-09 season...Fifth on the team in scoring with a 7.7 per game average...11 times in double-figure scoring with a season-high 16 points...Second on the team in rebounding at 6.7 per game...Seven double-figure rebounding efforts topped by a season-best 14...Five double-doubles.

UC IRVINE: Spent his 2007-08 freshman season with the Anteaters...Part of a UC Irvine team that posted the most wins (18) at the school since the 2003 season...Anteaters advanced to the Big West Conference Tournament championship game...Played in 24 games...Averaged 0.3 points and 0.5 rebounds a game...2-of-9 from the field and 3-of-7 from the free throw line...Anteaters won every game in which he scored...Season-high 3 points in the UC Davis win (Mar. 6)...Also scored in the Cal Baptist (Nov. 6) and Alaska Fairbanks (Dec. 8) victories...Season-best 3 rebounds against Alaska Fairbanks.

HIGH SCHOOL: Lettered in basketball (Coach Tom McCluskey) and volleyball at Trabuco Hills High in Mission Viejo, Calif...Averaged 13.0 points and 10.3 rebounds a game as a senior...Second in scoring and tops on the team in rebounding



Career Highs

- PTS.** – 8, vs. Nevada, Feb. 12, 2011
- FG** – 3, vs. Nevada, Feb. 12, 2011
- FGA** – 7, at Boise State, Mar. 5, 2011
- 3FGA** – 1, at Utah State, Dec. 31, 2010
- FT** – 4, vs. UC Riverside, Nov. 28, 2010
- FTA** – 5, vs. Santa Clara, Dec. 10, 2010
- REB** – 10, at Hawai'i, Jan. 22, 2011
- A** – 5, vs. Weber State, Feb. 18, 2011
- BLK** – 2, four times, last at Creighton, Mar. 15, 2011
- S** – 3, at Eastern Washington, Nov. 12, 2010



San Jose State Statistics

SEASON	G/S	MIN	FG-FGA	Pct.	3FG-FGA	Pct.	FT-FTA	Pct.	REB	Avg.	A	Avg.	TO	PF-D	Blk	S	Pts.	Avg.
2011...JR	33/29	865	25-78	.321	0-1	.000	33-50	.660	63-112-175	5.3	17	0.5	20	94-5	17	13	83	2.5

UC Irvine Statistics

SEASON	G/S	MIN	FG-FGA	Pct.	3FG-FGA	Pct.	FT-FTA	Pct.	REB	Avg.	A	Avg.	TO	PF-D	Blk	S	Pts.	Avg.
2008...FR	24/0	120	2-9	.222	0-1	.000	3-7	.429	4-8-12	0.5	1	0.1	6	13-0	1	1	7	0.3

Major College Statistics (UC Irvine + San Jose State)

57/29	985	27-87	.310	0-2	.000	36-57	.632	67-120-187	3.3	18	0.3	26	107-5	18	14	90	1.6
-------	-----	-------	------	-----	------	-------	------	------------	-----	----	-----	----	-------	----	----	----	-----

Western Athletic Conference Statistics

SEASON	G/S	MIN	FG-FGA	Pct.	3FG-FGA	Pct.	FT-FTA	Pct.	REB	Avg.	A	Avg.	TO	PF-D	Blk	S	Pts.	Avg.
2011...JR	16/12	427	16-40	.400	0-1	.000	11-17	.647	31-44-75	4.7	8	0.5	10	52-2	8	6	43	2.7



Player Profiles

15 **WIL CARTER**
F, 6-8, 234, SR, 1V
Pocatello, Idaho
Communication
Studies Major



AT SAN JOSE STATE: In his second season with the Spartans...Signed a National Letter-of-Intent with San Jose State in April 2010...Versatile frontcourt player...A 2011 Academic All-Western Athletic Conference honoree...Team co-captain for 2011-12

ROME TOUR: Team's leading scorer averaging 17.0 points per game...Made 67.6 percent of his field goal attempts.

2011 SEASON: One of two players to start in all 33 games...Picked up his production the second half of the season...Averaged 11.4 points and 9.5 rebounds a game and converted 51.9 percent of his field goal tries for the last 14 contests...Team leader and fifth in the Western Athletic Conference in rebounding with an 8.0 per game season average...13 games in double-figure rebounding...His 265 rebounds ties for the seventh best single-season figure at San Jose State...Was the leading rebounder in the WAC Tournament with 27 in three games...Team was 9-4 when he collected 10 or more

rebounds...Fourth on the Spartans in scoring at 9.8 per game...20 double-figure scoring games... Season-highs of 17 points and 14 rebounds in the double-overtime win at Idaho (2/3)...Led the team with nine double-doubles...Team leader with 22 blocked shots.



SALT LAKE COMMUNITY COLLEGE:

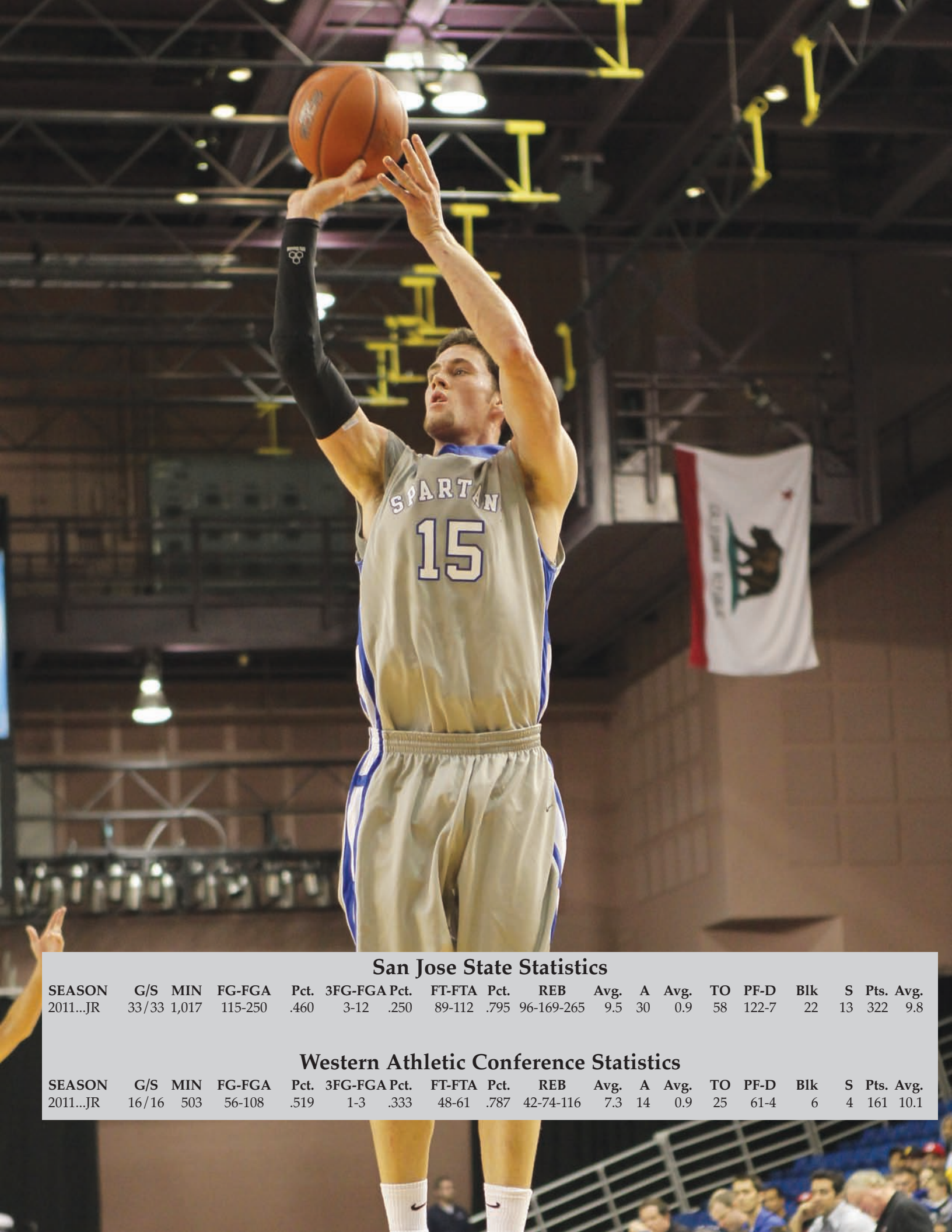
Played the 2007 and 2010 basketball seasons (Coach Norm Parish)...Averaged 12.2 points and 7.0 rebounds as a sophomore leading his team to a 24-8 win-loss record...Second on the team and 10th in the Scenic West Athletic Conference in scoring...Team leader in rebounds and seventh in the conference in rebounding...Earned 2010 first-team all-conference honors.

HIGHLAND HIGH: Lettered in basketball and track and field at Highland High in Pocatello, Idaho...Was an all-region and all-state player during his high school career.

WIL: A communication studies major...Served a Church of Latter-Day Saints mission in Brazil beginning in 2008 and lasting into 2009...Is the only married player on the team...His wife, Kim, works in a San Jose physical therapy office...Enjoys singing and playing a guitar...Wil was born on January 23, 1988.

Career Highs

- PTS.** – 17, at Idaho, Feb. 3, 2011
- FG** – 8, at Idaho, Feb. 3, 2011
- FGA** – 14, twice, last vs. Hawai'i, Mar. 3, 2011
- 3FG** – 2, vs. USF, Nov. 17, 2010
- 3FGA** – 3, vs. USF, Nov. 17, 2010
- FT** – 8, vs. Louisiana Tech, Feb. 26, 2011
- FTA** – 8, vs. Louisiana Tech, Feb. 26, 2011
- REB** – 14, vs. Weber State, Feb. 18, 2011
- A** – 4, twice, last at Creighton, Mar. 15, 2011
- BLK** – 4, at Cal State Bakersfield, Nov. 24, 2010
- S** – 2, twice, last at Seattle U., Nov. 18, 2010



San Jose State Statistics

SEASON	G/S	MIN	FG-FGA	Pct.	3FG-FGA	Pct.	FT-FTA	Pct.	REB	Avg.	A	Avg.	TO	PF-D	Blk	S	Pts.	Avg.
2011...JR	33/33	1,017	115-250	.460	3-12	.250	89-112	.795	96-169-265	9.5	30	0.9	58	122-7	22	13	322	9.8

Western Athletic Conference Statistics

SEASON	G/S	MIN	FG-FGA	Pct.	3FG-FGA	Pct.	FT-FTA	Pct.	REB	Avg.	A	Avg.	TO	PF-D	Blk	S	Pts.	Avg.
2011...JR	16/16	503	56-108	.519	1-3	.333	48-61	.787	42-74-116	7.3	14	0.9	25	61-4	6	4	161	10.1



Player Profiles

5 CALVIN DOUGLAS
G, 6-3, 195, SR, 1V
San Francisco, Calif.
Behavioral Science
Major



in 24 of the team's 33 games...Season-high 4 assists came in the Montana State victory (2/15/11)...Another Spartan with a positive assist-to-turnover ratio.



CITY COLLEGE OF SAN FRANCISCO: Played two seasons at the community college level (Coach Justin Labagh)...Averaged 8.9 points a game and converted 51.9 percent of his field goal attempts in his two seasons...Fourth in field goal accuracy among Coast Conference players in 2008-09 and 14th in the conference as a sophomore in 2009-10...Helped his team advance to 2010 California Community College championship game.

ANTIOCH HIGH: Lettered in basketball (Coach John Woolery)...Was the Bay Valley Athletic League Co-Most Valuable Player his senior season averaging 22.7 points and 6.3 rebounds a game...Second team all-league choice as a junior.

CALVIN: Majoring in behavioral science...The native of San Francisco, Calif., was born on December 17, 1989.



AT SAN JOSE STATE: In his second season with the Spartans...Signed a National Letter-of-Intent in April 2010...Expected to provide strong perimeter play on both ends of the floor.

ROME TOUR: Averaged 8.7 points a game...Was in double figures two of the three contests...Team leader with eight 3-point baskets during the tour.

2011 SEASON: Played in all 33 games and made three starts...Fifth on the team in scoring with a 6.1 average...8.3 points per game average as a starter...Scored in double figures seven times - five of them in conference play...Season scoring high of 19 points against Boise State (1/6/11)...First of a three-game stretch of double-figure scoring... First San Jose State start resulted in 13 points in the road win at Louisiana Tech (1/13/11)...Was one of three Spartans to make at least 40 percent of his 3-point field goal attempts (40.6 percent)...Sixth in the WAC in 3-point field accuracy...Made at least one 3-point basket

Career Highs

- PTS.** – 19, vs. Boise State, Jan. 6, 2011
- FG** – 6, twice, last vs. Fresno State, Jan. 29, 2011
- FGA** – 14, vs. Boise State, Jan. 6, 2011
- 3FG** – 6, twice, last vs. Fresno State, Jan. 29, 2011
- 3FGA** – 14, vs. Boise State, Jan. 6, 2011
- FT** – 5, vs. Boise State, Jan. 6, 2011
- FTA** – 5, vs. Boise State, Jan. 6, 2011
- REB** – 2, six times, last vs. Nevada, Feb. 12, 2011
- A** – 4, vs. Montana State, Feb. 15, 2011
- BLK** – 1, vs. Fresno State, Jan. 29, 2011
- S** – 3, at Louisiana Tech, Jan. 13, 2011



San Jose State Statistics

SEASON	G/S	MIN	FG-FGA	Pct.	3FG-FGA	Pct.	FT-FTA	Pct.	REB	Avg.	A	Avg.	TO	PF-D	Blk	S	Pts.	Avg.
2011...JR	33/3	623	71-172	.413	39-96	.406	19-25	.760	10-12-22	0.7	25	0.8	16	37-0	1	5	200	6.1

Western Athletic Conference Statistics

SEASON	G/S	MIN	FG-FGA	Pct.	3FG-FGA	Pct.	FT-FTA	Pct.	REB	Avg.	A	Avg.	TO	PF-D	Blk	S	Pts.	Avg.
2011...JR	16/3	326	43-94	.457	24-54	.444	8-10	.800	4-9-13	0.8	11	0.7	8	20-0	1	5	118	7.4



Player Profiles

**JOE
HENSON**
32 C, 6-8, 245, JR, 2V
Pasadena, Calif.
Health Sciences
Major



AT SAN JOSE STATE:
In his third season with the Spartans...Signed a National Letter-of-Intent during the 2008 fall signing period...Competing for playing time as a center.

ROME TOUR:
Averaged 3.0 points per game.

2011 SEASON: Reserve center who was one of four players to play in every game during the season ...Averaged 0.8 points and 1.9 rebounds a game...Was a much greater presence

inside for the Spartans...Doubled his rebounding average over his freshman season...Got into the scoring column in 16 of the team's 33 games...Played 10 or more minutes in 18 contests...18 minutes and 4 points in the Fresno State win (1/29) were his conference highs...Career high 9 rebounds and a blocked shot at Fresno State (12/29)...Season and career best 5 points in the UC Riverside win (11/28) ...Career-high 3 blocked shots in 19 minutes as a reserve in the Oregon victory (11/20)...Had the best blocked shots to minutes played ratio on the team with 10 blocks in 356 minutes.

2010 SEASON: Played in 21 games, all as a reserve post player...Averaged 0.7 points and 0.9 rebounds a game...One of four players on the team with a .500 or better field goal percentage...Shot .500 from the field...Best first impression was in the UC Irvine win (Dec. 18) collecting four rebounds in 12 minutes of action...Season-high 5 rebounds in the Louisiana Tech victory (Jan. 21)...Season best 4 points at Louisiana Tech (Feb. 4).

HIGH SCHOOL: Played for Pasadena (Calif.) High (Coach Tim Tucker)...Team was 101-19 and won four Pacific League championships with a 51-1 record in his four seasons...Team reached the semifinal round of the C.I.F. Division I Southern California state tournament his senior year and the second

round of the C.I.F. playoffs his sophomore and junior seasons... Named his team's Most Valuable Player as a senior...Was a 2009 first-team All-Pacific League and Pasadena Star News first-team All-Area selection...Finished his high school career playing in the RioPac and Star News All-Star games in Azusa and Pasadena, Calif., respectively.

JOE: A health sciences major...Did not begin playing basketball until his freshman year in high school...Was 6-foot-4 as a freshman and reached his present height of 6-foot-8 by his junior year...Favorite movies include "Troy" and "Men on Fire"...Lists Denzel Washington, Brad Pitt, Russell Crowe and the late Heath Ledger as his favorite actors...Enjoyed building model cars when he was younger...The Pasadena, Calif., native was born on February 8, 1991.

Career Highs

- PTS.** – 5, vs. UC Riverside, Nov. 28, 2010
- FG** – 2, twice, last vs. Fresno State, Jan. 29, 2011
- FGA** – 4, at Oregon, Nov. 20, 2010
- FT** – 5, vs. UC Riverside, Nov. 28, 2010
- FTA** – 5, vs. UC Riverside, Nov. 28, 2010
- REB** – 9, at Fresno State, Dec. 29, 2010
- A** – 1, three times, last vs. Louisiana Tech, Feb. 26, 2011
- S** – 2, vs. Hawai'i, Mar. 9, 2011



San Jose State University Statistics

SEASON	G/S	MIN	FG-FGA	Pct.	3FG-FGA	Pct.	FT-FTA	Pct.	REB	Avg.	A	Avg.	TO	PF-D	Blk	S	Pts.	Avg.
2010...FR	21/0	99	6-12	.500	0-0	.000	2-3	.667	8-10-18	0.9	1	0.1	5	15-0	0	1	14	0.7
2011...SO	33/0	356	9-27	.333	0-0	.000	7-11	.636	23-41-64	1.9	2	0.1	17	68-2	10	7	25	0.8
CAREER	54/0	455	15-39	.385	0-0	.000	9-14	.643	31-51-82	1.5	3	0.1	22	83-2	10	8	39	0.7

Western Athletic Conference Statistics

SEASON	G/S	MIN	FG-FGA	Pct.	3FG-FGA	Pct.	FT-FTA	Pct.	REB	Avg.	A	Avg.	TO	PF-D	Blk	S	Pts.	Avg.
2010...FR	12/0	68	5-9	.556	0-0	.000	2-3	.667	5-7-12	1.0	1	0.1	2	7-0	0	1	12	1.0
2011...SO	16/0	166	4-8	.500	0-0	.000	0-2	.000	6-24-30	1.9	2	0.1	6	36-0	4	1	8	0.5
CAREER	28/0	234	9-17	.529	0-0	.000	2-5	.400	11-31-42	1.5	3	0.1	8	43-0	4	2	20	0.7



Player Profiles

CHRIS JONES

F, 6-4, 205, JR, 1V
Hayward, Calif.

23

Child
Development
Major



2010 SEASON: Played in 21 games. Started the first 10 games of the season...Averaged 1.7 points and 1.2 rebounds a game...Got off to a fast start with his season bets of 13 points and 5 rebounds in the opener against William Jessup (Nov. 16)...Still averaged 4.5 points a game after the first six contests...Played infrequently during the first half of conference action...Appeared as a reserve in each of the last seven games scoring a total of six points.

HIGH SCHOOL: Lettered four seasons at Newark (Calif.) Memorial High....Helped his team win 20 or more games his junior and senior seasons...Team did not lose a league game in his four seasons...Built a reputation as an outstanding defensive player...Two-time CalHi Sports all-state selection...A 2008 third-team All-East Bay pick by the Contra Costa Times...Two-time San Francisco Chronicle honorable mention All-Metro selection... Averaged 14.4 points as a junior...The 2007 Mission Valley Athletic League Most Outstanding Player...A three-time all-league player.

CHRIS: A child development major...Spent the 2008-09 year at Westwind Prep School in Phoenix, Ariz., and played on one of the school's two basketball teams...Dad, Horacio Jones, is a pastor for the Family Bible Fellowship Church in Newark, Calif....Chris personally enjoys readings from the Book of Psalms...Oldest brother, Tim Jones, was a forward on the 2007-08 Cal State East Bay basketball team...Lists Michael Jordan, LeBron James, Kobe Bryant and Dwayne Wade as his favorite NBA players...Likes movies of all kinds...Favorite movies include "Troy," "A Man Apart," and "John Q"...Enjoys the music of Trey Songz, Lil Wayne, Ludacris, Drake and Ginuwine...The native of Hayward, Calif., was born on May 27, 1989.



AT SAN JOSE STATE: In his third season with the Spartans...Signed a National Letter-of-Intent during the 2009 spring period...Competing for playing time at a perimeter position...10 starts in 52 career games played...Three career double-figure scoring games...One double-double at the major college level...Doubled his rebounding and nearly doubled his assists per game from his freshman to sophomore seasons.

2011 SEASON: Reserve wing player who played in 31 games...Averaged 2.6 points and 2.4 rebounds a game...Two double-figure scoring games for the season...Recorded his first major college double-double with career bests 15 points and 11 rebounds in the UC Irvine win (12/4)...Also handed out a career-high 4 assists at UC Irvine ...12 points and 6 rebounds in the Seattle triumph (12/18)...6 points and 6 rebounds at New Mexico State (1/15) in 11 minutes was one of his best efforts in conference play...Had a streak of 16 consecutive free throws made from December 4 to January 13...A positive assist-to-turnover ratio (17-to-13).

Career Highs

- PTS.** – 15, at UC Irvine, Dec. 4, 2010
- FG** – 5, twice, last at UC Irvine, Dec. 4, 2010
- FGA** – 8, vs. Utah State, Jan. 27, 2011
- 3FG** – 1, twice, last at UC Irvine, Dec. 4, 2010
- 3FGA** – 2, vs. William Jessup, Nov. 16, 2009
- FT** – 6, at Seattle U., Dec. 18, 2010
- FTA** – 6, at Seattle U., Dec. 18, 2010
- REB** – 11, at UC Irvine, Dec. 4, 2010
- A** – 4, at UC Irvine, Dec. 4, 2010
- S** – 2, at Eastern Washington, Nov. 12, 2010



San Jose State University Statistics

SEASON	G/S	MIN	FG-FGA	Pct.	3FG-FGA	Pct.	FT-FTA	Pct.	REB	Avg.	A	Avg.	TO	PF-D	Blk	S	Pts.	Avg.
2010...FR	21/10	162	15-38	.395	1-6	.167	5-8	.625	9-17-26	1.2	9	0.4	10	18-0	0	3	36	1.7
2011...SO	31/0	315	26-78	.333	1-3	.333	27-34	.794	40-34-74	2.4	17	0.5	13	48-3	2	8	80	2.6
CAREER	51/10	477	41-116	.353	2-9	.222	32-42	.762	49-51-100	1.9	26	0.5	23	66-3	2	11	116	2.3

Western Athletic Conference Statistics

SEASON	G/S	MIN	FG-FGA	Pct.	3FG-FGA	Pct.	FT-FTA	Pct.	REB	Avg.	A	Avg.	TO	PF-D	Blk	S	Pts.	Avg.
2010...FR	8/0	23	1-2	.500	0-0	.000	1-2	.500	2-2-4	0.5	0	0.0	2	3-0	0	0	3	0.4
2011...SO	14/0	121	11-35	.314	0-1	.000	8-10	.800	18-10-28	2.0	6	0.4	7	21-1	1	2	30	2.1
CAREER	22/0	144	12-37	.324	0-1	.000	9-12	.750	20-12-32	1.5	6	0.3	9	24-1	1	2	33	1.5



Player Profiles

4 **AALIM MOOR**
G, 6-3, 194, JR, 1V
Oakland, Calif.
Communication Studies Major



AT SAN JOSE STATE: In his third season with the Spartans...Signed a National Letter-of-Intent during the November 2008 period...Backcourt prospect capable of playing either guard position...31 career games heading into the 2011-12 season.

ROME TOUR: Averaged 0.7 points a game on the tour.

2011 SEASON: Earned his first letter playing in 17

games...Averaged 0.6 points and 0.1 rebounds a game...Scored 2 points five different times during the season...Had an 8-to-1 assist-to-turnover ratio...Career high 4 assists in the Puget Sound victory (12/22/10).

2009-10: Played in 14 games, all in a reserve capacity...Played in six of the first 10 games and in each of the last five...His season total of three points came in the Northern Colorado game (12/21/09)...Averaged 0.2 points and 0.1 rebounds a game...Picked up his rebounds in the Northern Colorado and Nevada (2/25) contests...Only assist in the season was at the University of San Francisco.

HIGH SCHOOL: Lettered four seasons at Saint Mary's High (Coach Manny Nodar) in Berkeley, Calif....Helped his team win 113 games...Best season was in 2008 when Saint Mary's advanced to the 2008 Division IV state championship game...Team also advanced to the NorCal championship his sophomore and senior seasons...Named to the 2009 CalHi Sports Division IV all-state team...Two-time all-league guard...San Francisco Chronicle 2009 honorable mention All-Metro selection.

AALIM: Communications studies major...Is the third member of his family with the name Aalim Moor...Aalim is "wise man of learning" in the Muslim translation...Interested in becoming a sports agent...Cousin and former high school teammate Will



Brew was on the 2008 through 2010 UC Santa Barbara men's basketball teams...Has an uncle, William Brew, who played for Oregon State during the 1980 through 1983 seasons...Played AAU ball for the Bay Area Hoosiers...Likes to pattern his game after Jason Kidd and lists Kobe Bryant and Michael Jordan as two of his favorite players...Enjoys listening to the music of Drake, Lil Wayne, Jay Z and Kanye West...The native of Oakland, Calif., was born on May 11, 1991.

Career Highs

PTS. – 3, at Northern Colorado, Dec. 21, 2009
FG – 1, six times, last at Louisiana Tech, Jan. 13, 2011
FGA – 3, vs. Puget Sound, Dec. 22, 2010
FT – 1, at Northern Colorado, Dec. 21, 2009
FTA – 2, vs. Puget Sound, Dec. 22, 2010
REB – 2, vs. Boise State, Jan. 6, 2011
A – 4, vs. Puget Sound, Dec. 22, 2010
S – 1, at Northern Colorado, Dec. 21, 2009



San Jose State University Statistics

SEASON	G/S	MIN	FG-FGA	Pct.	3FG-FGA	Pct.	FT-FTA	Pct.	REB	Avg.	A	Avg.	TO	PF-D	S	Pts.	Avg.
2010...FR	14/0	36	1-6	.167	0-0	.000	1-1	1.000	0-2-2	0.1	1	0.1	4	5-0	0	3	0.2
2011...SO	17/0	61	5-10	.500	0-0	.000	0-2	.000	1-5-6	0.3	8	0.4	1	2-0	0	10	0.2
CAREER	31/0	97	6-16	.375	0-0	.000	1-3	.333	1-7-8	0.2	9	0.3	5	7-0	0	13	0.2

Western Athletic Conference Statistics

SEASON	G/S	MIN	FG-FGA	Pct.	3FG-FGA	Pct.	FT-FTA	Pct.	REB	Avg.	A	Avg.	TO	PF-D	S	Pts.	Avg.
2010...FR	7/0	18	0-3	.000	0-0	.000	0-0	.000	0-1-1	0.1	0	0.0	1	2-0	0	0	0.0
2011...SO	6/0	30	2-4	.500	0-0	.000	0-0	.000	1-2-3	0.5	3	0.5	1	1-0	0	4	0.7
CAREER	13/0	48	2-7	.286	0-0	.000	0-0	.000	1-3-4	0.3	3	0.2	2	3-0	0	4	0.3



Player Profiles

1 **KEITH SHAMBURGER**
G, 5-11, 185, SO,
1V
Los Angeles, Calif.
Kinesiology Major



AT SAN JOSE STATE: In his second season with the Spartans...Signed a National Letter-of-intent in April 2010...Capable of playing any of the guard positions for San Jose State...Heads into the 2011-12 season with 20 double-figure scoring games.

ROME TOUR: Averaged 16 points a game...His 25 points against AB Latina were the most scored by a Spartan in a game during the three-game tour.

2011 SEASON: Was one of the top freshmen in the Western Athletic Conference...Starter in all 33 games...Started more games in a season than any previous San Jose State freshman and more games than any WAC freshman in 2011...Third on the team in scoring with a 12.4 per game average...One of three WAC freshmen to finish the season with a double-figure scoring average...Highest scoring average by a San Jose State freshman since freshman eligibility was reinstated in 1972...One of just four Spartan frosh to average in double-figure scoring for a season ...First known San Jose State freshman to score 20 or more points in a game five times in a season...Season scoring high of 28 points came in a WAC Tournament win against Idaho (3/10)...First major-college double-figure scoring game was when he shared team-high honors with 19 points in the win at Oregon (11/20)...Averaged 3.8 rebounds per contest and was the WAC's best rebounder fo players listed under 6-feet...Was the fourth best rebounder among WAC freshmen in 2010-11...His 180 three-point basket attempts were the most by a Spartan for the season and the fourth most single-season total at the University...Shooting improved the last 13 games...Made 41.2 percent of his three-point tries and 41.8 percent of his field goal attempts...Second on the team in assists with 80 and had a 1.90-to-1 assist-to-turnover ratio...Also second on the Spartans in steals with 30.

SERRA HIGH: Played two seasons for Serra High of Gardena, Calif., and was a key player in the school's 2010 California Interscholastic Federation Division III championship...Team's leading scorer in the championship game...Named the C.I.F. Southern Section Division 3A Co-Player of the Year...Averaged 21.3 points, 4.0 rebounds, 4.0 assists and 2.3 steals per game in 2010 for the Cavaliers team that posted a 35-2 win-loss record...Invited to play in one of the 2010 Los Angeles County vs. San Bernardino/Riverside Counties All-Star Games.



LUTHERAN HIGH: As a sophomore, played at Lutheran High in Bonita, Calif...Was the 2008 C.I.F. Southern Section Division 5A Co-Player of the Year...Helped his team win 24 games in a row to start the season and finish with a 29-1 win-loss record...Averaged 14.0 points, 6.0 rebounds and 7.9 assists per game.

KEITH: A kinesiology with an emphasis in sports management...Played on high school basketball teams that amassed an 87-11 win-loss records over three seasons...The Los Angeles native was born on October 28,1992.

Career Highs

- PTS.** – 28, vs. Idaho, Mar. 10, 2011
- FG** – 9, vs. Idaho, Mar. 10, 2011
- FGA** – 18, at Seattle U., Dec. 18, 2010
- 3FG** – 6, vs. Idaho, Mar. 10, 2011
- 3FGA** – 10, twice, last vs. Seattle U., Dec. 18, 2010
- FT** – 7, at Louisiana Tech, Jan. 13, 2011
- FTA** – 10, at Louisiana Tech, Jan. 13, 2011
- REB** – 7, at Oregon, Nov. 20, 2010
- A** – 6, vs. Hawai'i, Mar. 3, 2011
- BLK** – 6, vs. Hawai'i, Mar. 3, 2011
- S** – 2, at Seattle U., Dec. 18, 2010



San Jose State University Statistics

SEASON	G/S	MIN	FG-FGA	Pct.	3FG-FGA	Pct.	FT-FTA	Pct.	REB	Avg.	A	Avg.	TO	PF-D	Blk	S	Pts.	Avg.
2011...FR	33/33	1,034	130-362	.359	57-180	.317	91-121	.752	24-100-124	3.8	80	2.4	42	64-1	5	30	408	12.4

Western Athletic Conference Statistics

SEASON	G/S	MIN	FG-FGA	Pct.	3FG-FGA	Pct.	FT-FTA	Pct.	REB	Avg.	A	Avg.	TO	PF-D	Blk	S	Pts.	Avg.
2011...FR	16/16	520	57-172	.331	25-80	.313	46-67	.687	13-48-61	3.8	42	2.6	13	29-1	1	14	185	11.6



Player Profiles

**GARRETT
TON**
50 F, 6-8, 222, SR, 1V
Torrance, Calif.
Kinesiology Major



AT SAN JOSE STATE: In his fifth season at San Jose State...Joined the program as a successful walk-on prospect in 2007...Four-time San Jose State University Scholar-Athlete...One of the team's representatives to the San Jose State University Student-Athlete Advisory Council (SAAC) since 2008...Two-year at-large member of the SAAC Executive Board of Directors...Served as a student representative on the University's NCAA Division I Re-certification Government and Commitment to Rules subcommittee...2011 Academic All-WAC honoree.

ROME TOUR: Scored his only basket in the final game against Lottomatica U20.

2011 SEASON: Had his most productive season at the major college level...Earned his first varsity letter...Appeared in 21 games - more than double his freshman and sophomore seasons... Averaged 0.2 points and 0.6 rebounds a game...Career high 5 rebounds in the Fresno State win (Jan. 29)...Scored 2 points in the season-opening win at Eastern Washington (Nov. 12) on a pair of free throws and a basket in the Fresno State triumph...Career high 2 assists and 2 steals vs. Nevada (Feb. 12)...Only letter winner on the team who was not charged with a turnover during the season.

2010 SEASON: Played in four games - three non-conference contests and one WAC...Did not attempt any field goal attempts and nor was awarded any free throw tries...Season-best 2 rebounds in the William Jessup season-opening triumph (Nov. 16)...Also was in the scoring column in the William Jessup win (Dec. 28) with a free throw.

2009 SEASON: Appeared in five games as a reserve forward...Posted a season scoring high of 2 points against California Maritime (Nov. 19) and Nevada (Mar. 5)...One rebound in the Hawai'i victory (Jan. 28).

2008 SEASON: Spent the season as a redshirt.

WEST HIGH: Lettered two seasons in basketball at West High (Coach Karim Girgis) in Torrance, Calif...Was his team's leader in blocked shots his junior and senior seasons...Topped his squad in rebounding in 2006-07...Also played baseball as a freshman and a sophomore.

GARRETT: Kinesiology major who is emphasizing sports management...Hopes to work for a professional sports franchise...Was a press box assistant for San Jose State home football

games in 2009...Worked as a media relations staff assistant for the 2010 NCAA Division I Men's Basketball Championship First and Second Round games in San Jose...Was a 2011 summer intern in the San Jose State University athletics student services division...Enjoys playing golf and collecting sports memorabilia...Dad, Steve Ton, played for the 1971 University of Idaho freshman team and earned three varsity letters for the Vandals in the 1972 through 1974 seasons...Dad was Idaho's leading scorer and rebounder in 1972, recipient of the 1972 Ronald White Award as the Vandals' most outstanding player, and top scorer in 1973...Born in Torrance, Calif., on June 29, 1989.

Career Highs

PTS. - 2, three times, last vs. Fresno State, Jan. 29, 2011
FG - 1, twice, last vs. Fresno State, Jan. 29, 2011
FGA - 1, six times, last vs. New Mexico State, Feb. 23, 2011
FT - 2, twice, last at Eastern Washington, Nov. 12, 2010
FTA - 2, three times, last at Eastern Washington, Nov. 12, 2010
REB - 5, vs. Fresno State, Jan. 29, 2011
A - 2, vs. Nevada, Feb. 12, 2011
S - 2, vs. Nevada, Feb. 12, 2011



San Jose State University Statistics

SEASON	G/S	MIN	FG-FGA	Pct.	3FG-FGA	Pct.	FT-FTA	Pct.	REB	Avg.	A	Avg.	TO	PF-D	Blk	S	Pts.	Avg.
2008...Redshirt																		
2009...FR	5/0	12	1-2	.500	0-0	.000	3-4	.750	2-1-3	0.6	0	0.0	3	5-0	0	2	5	1.0
2010...SO	4/0	8	0-0	.000	0-0	.000	0-0	.000	0-3-3	0.8	1	0.2	0	2-0	0	0	0	0.0
2011...JR	21/0	75	1-4	.250	0-0	.000	2-2	1.000	2-10-12	0.6	3	0.1	0	12-0	0	3	4	0.2
CAREER	30/0	95	2-6	.333	0-0	.000	5-6	.833	4-14-18	0.6	4	0.1	3	19-0	0	5	9	0.3

Western Athletic Conference Statistics

SEASON	G/S	MIN	FG-FGA	Pct.	3FG-FGA	Pct.	FT-FTA	Pct.	REB	Avg.	A	Avg.	TO	PF-D	Blk	S	Pts.	Avg.
2009...FR	2/0	5	0-0	.000	0-0	.000	2-2	1.000	0-0-0	0.0	0	0.0	1	3-0	0	1	2	1.0
2010...SO	1/0	1	0-0	.000	0-0	.000	0-0	.000	0-1-1	1.0	0	0.0	0	0-0	0	0	0	0.0
2011...JR	9/0	47	1-4	.250	0-0	.000	0-0	.000	2-7-9	1.0	2	0.2	0	7-0	0	2	2	0.2
CAREER	12/0	53	1-4	.250	0-0	.000	2-2	1.000	2-8-10	0.8	2	0.2	1	10-0	0	3	4	0.3



Player Profiles

21 **D.J. BROWN**
 G, 6-2, 185, FR, RS
 Los Angeles, Calif.
 Business Major



44 **NICK GRIEVES**
 G, 6-3, 160, FR, HS
 Aptos, Calif.
 Kinesiology Major



AT SAN JOSE STATE: In his second season with the Spartans...signed a National Letter-of-Intent in November 2009...a guard hopeful.

ROME TOUR: Averaged 8.7 points a game...Scored 10 points in each of the last two games...Was second on the team with six 3-point baskets.

2011 SEASON: Spent the season as a red-shirt.

HIGH SCHOOL: Lettered in basketball (Coach Don Grant) at Chino Hills (Calif.) High...two-time first-team All-C.I.F. Division IA selection...2009 and 2010 Sierra League Most Valuable Player...three-time first-team all-league pick...helped his team to 78-16 win-loss record and three league championships in three varsity seasons...set school career records for scoring (1,336 points), assists (480) and steals (185)...concluded his career playing in the 2010 Clash of the Counties All-Star Game in Riverside, Calif...also invited to play in the 2009 Battle of the Best Shwdown in Oakland, Calif.

D.J.: Plans to major in business administration with an emphasis on management information systems...The Pasadena, Calif., native was born on October 23, 1991.



AT SAN JOSE STATE: In his first season with the Spartans...Joined the team as a non-scholarship player...Competing for playing time as a guard.

HIGH SCHOOL: Lettered in basketball (Coach Joe Smith) at Aptos (Calif.) High...A two-time first-team All-Santa Cruz Coast Athletic League player...Averaged over 20 points a game as a senior...Had a career-high 44 points against North Salinas High (12/29/10).

MORE ON NICK: Plans to major in kinesiology...Interested in becoming an athletic trainer or becoming a chiropractor...Has a cousin, Daniel Grievess, who is a freshman on the Air Force Academy men's basketball team...The native of Los Gatos, Calif., was born on December 22, 1992.



Player Profiles



JAMES KINNEY
33 G, 6-2, 180, JR, JC
 Champaign, Ill.
 Communications
 Studies Major



onship...2009 Champaign News Gazette All-Area Player of the Year...Capped his high school career playing in the Illinois High School Coaches' Association All-Star Game.

MORE ON JAMES: Plans to major in communications studies...Began his college career at Ohio University...Averaged 9.7 points a game...Was sixth on the 2010 Bobcats in scoring average...The Champaign, Ill., native was born on October 10, 1990.

AT SAN JOSE STATE: In his first season with the Spartans...Competing for playing time in the backcourt.



COMMUNITY COLLEGE: Played the 2011 season at Eastern Utah College...Second-team All-Scenic West Athletic Conference Region 18 selection...Averaged 13.0 points, 3.2 rebounds and 3.5 assists...Helped his team to a 22-8 win-loss record.

OHIO UNIVERSITY:

Played the 2010 season for the Bobcats...Appeared in 19 games making three starts...Sixth on the team in scoring with a 9.7 average...Was in double-figure scoring nine times...Twice scored 20 or more points including a season high 25 at Robert Morris (Jan. 3)...Gave an early notice that he would be scoring threat with 23 vs. North Carolina A&T (Nov. 17)...Team's leading scorer in three games (Robert Morris, North Carolina A&T and The Dec. 6 game at Tulsa with 15 points)...Made four or more 3-point baskets in a game four times with a season-best six against Robert Morris...One of five players with a positive assist (29)-to-turnover (27) ratio.

HIGH SCHOOL: Graduate of Centennial High in Champaign, Ill. (Coach Tim Lavin) ...Finished fifth in the 2009 Illinois Mr. basketball balloting...2009 first-team Class 3A all-state player...Central figure in Centennial High's first state champi-

Career Highs

- PTS. – 25, at Robert Morris, Jan. 3, 2010
- FG – 9, at Robert Morris, Jan. 3, 2010
- FGA – 13, twice, last at IUPUI, Jan. 6, 2010
- 3FG – 6, at Robert Morris, Jan. 3, 2010
- 3FGA – 9, twice, last at Tulsa, Dec. 6, 2009
- FT – 4, vs. North Carolina A&T, Nov. 17, 2009
- FTA – 4, twice, last vs. Elon, Dec. 29, 2009
- REB – 3, vs. Illinois State, Dec. 15, 2009
- A – 5, vs. North Carolina A&T, Nov. 17, 2009
- BLK – 1, three times, last vs. Miami (Ohio), Jan. 16, 2010
- S – 3, at IUPUI, Jan. 6, 2010

Ohio University Statistics

SEASON	G/S	MIN	FG-FGA	Pct.	3FG-FGA	Pct.	FT-FTA	Pct.	REB	Avg.	A	Avg.	TO	PF-D	Blk	S	Pts.	Avg.
2010...FR	19/3	426	69-172	.401	31-96	.323	16-21	.762	3-26-29	1.5	29	1.5	27	34-0	3	15	185	9.7



Player Profiles

LAVANNE PENNINGTON

24 G, 6-4, 185, JR, JC
San Bernardino,
Calif.
Justice Studies Major



AT SAN JOSE STATE: In his first season with the Spartans...Competing for playing time along the perimeter.

2011 ROME TOUR: Averaged 14.7 points a game...Scored in double-figures in all three games...Made 51.6 percent of his field goal tries.

BARSTOW COLLEGE: Averaged 16.9 points a game...A first-team All-Foothill League player as a

sophomore...Prominent figure in Barstow's 22-7 win-loss record - the program's first winning season in several years.

UNIVERSITY OF SOUTHERN MISSISSIPPI: Played in 15 games as a freshman in 2010...Averaged 1.7 points, 1.0 rebounds and 0.3 assists...Had a season scoring high of 6 points vs. Cal State Bakersfield (1/12/10)...Scored 5 points in a loss to UTEP.

MORE ON LAVANNE: Plans to major in justice studies...A graduate of Genesis One Christian School in Mendenhall, Miss...Was enrolled at North High in Riverside, Calif., before moving east...The native of San Bernardino, Calif., was born on October 9, 1988.


University of Southern Mississippi Statistics

SEASON	G/S	MIN	FG-FGA	Pct.	3FG-FGA	Pct.	FT-FTA	Pct.	REB	Avg.	A	Avg.	TO	PF-D	Blk	S	Pts.	Avg.
2010...FR	19/3	426	69-172	.401	31-96	.323	16-21	.762	3-26-29	1.5	29	1.5	27	34-0	3	15	185	9.7

Player Profiles



JEREMY POPE
30 G, 6-0, 175, JR, JC
Los Angeles, Calif.
Communications
Studies Major



AT SAN JOSE STATE: In his first season with the Spartans...Joined the team as a non-scholarship player in October 2010...Competing for playing time as a guard.

COMMUNITY COLLEGE: Two-year player at Cerritos College (Coaches Jesse Teplitzky, Russ May)...A 2010 first-team All-South Coast Conference choice...Averaged 12.7 points, 2.3 rebounds and 2.5 assists as a sophomore...Led his team in three-point shooting making 41.7 percent (70-of-168) of his attempts...Only player on his team with back-to-back 30-plus point games...Career-high 32 points vs. Imperial Valley College (11/21/09)...Honorable mention All-South Conference as a freshman averaging 4.1 assists per game.

HIGH SCHOOL: Graduate of Mayfar High in Lakewood, Calif. (Coach Tony Davis)...Was an all-league player during his high school career.

MORE ON JEREMY: Plans to major in communications studies...Enjoys bowling...The native of Bellflower, Calif., was born on November 6, 1990.

STEPHON SMITH
10 F, 6-8, 260, FR, HS
Dallas, Texas
Communications
Studies Major



AT SAN JOSE STATE: In his first season with the Spartans...Signed a National Letter-of-Intent during the November 2010 signing period...Competing for playing time in the frontcourt.

ROME TOUR: Averaged 2.7 points a game...Scored in two of the three games.

HIGH SCHOOL: Lettered in basketball at Wilson High in Dallas, Texas (Coach Pat Washington)...Averaged 8.6 points a game as a senior...Attended Each One Teach One Academy in Somerset, N.J., and Body of Christ Christian Academy in Raleigh, N.C.

MORE ON STEPHON: Plans to major in communication studies...Is related to current University of Colorado offensive coordinator and former NFL running back Eric Bieniemy and NBA forward Al Jefferson...The native of New Orleans, La., was born on October 24, 1991.






Player Profiles

2

JALEEL WILLIAMS
F, 6-6, 205, FR, HS
Killeen, Texas
Art Major



CHRIS CUNNINGHAM
F, 6-9, 240, JR, TR
Diamond Bar,
Calif.
Philosophy Major



AT SAN JOSE STATE: In his first season with the Spartans...Competing for playing time at a forward position...ESPN.com gave him an 85 rating with two stars when he signed with San Jose State in April 2011...One of two freshmen joining the 2011-12 team.

ROME TOUR: Averaged 5.0 points a game...Closed out the tour with 12 points against Lottomatica U20.

HIGH SCHOOL: Lettered in basketball at Ellison High (Coach Alberto Jones) in Killeen, Texas...Averaged 16.2 points a game as a senior...A 2011 Class 5A Region II District 12 second-team selection...Averaged 15 points and seven rebounds a game as a junior...Named his league's 2010 Newcomer of the Year...Concluded his high school career scoring 21 points and grabbing eight rebounds in the 2011 Faith 7 All-Star Game in Shawnee, Okla., matching players from Texas and Oklahoma...Played his sophomore season for Federal Way (Wash.) High.

MORE ON JALEEL: Plans to major in art...The Chicago, Ill., native was born on September 18, 1992.



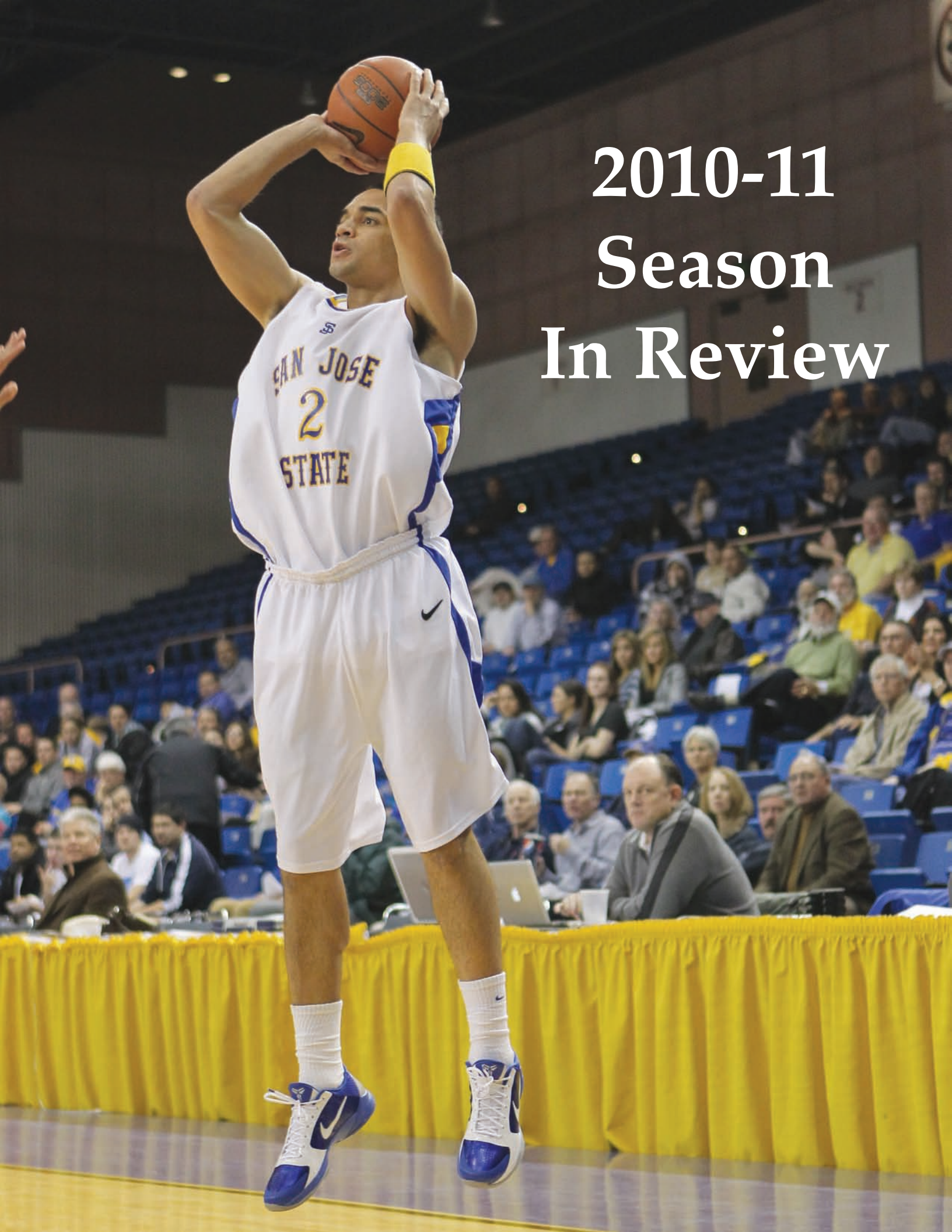
AT SAN JOSE STATE: In his first season with the Spartans...A transfer from Santa Clara University...Frontcourt prospect who will practice with the team in 2011-12 and be eligible to play for San Jose State in the 2012-13 season.

SANTA CLARA UNIVERSITY: Played 45 games in the 2010 and 2011 seasons...Started 12 times - four as a freshman and eight as a sophomore...Shot 58.8 percent from the field...Had the Broncos' top field goal percentage mark in each of his two seasons...61.9 percent in 2011 and 55.3 percent in 2010...Major college scoring high of 10 points at Cal State Northridge (12/22/10)...Averaged 2.8 points and 2.4 rebounds a game at Santa Clara.

HIGH SCHOOL: Lettered in basketball (Coach Loren Grover) at Diamond Ranch High in Pomona, Calif....Averaged a double-double in scoring and rebounding as a sophomore, junior and senior...A four-time all-league selection...Second-team All-C.I.F. Southern Section choice as a junior...Helped his team win the 2009 Miramonte League regular season championship.

MORE ON CHRIS: A philosophy major...Played AAU basketball for California Supreme...Participated in the 2007 NIKE Global Challenge for the nation's top-50 high school players and the 2008 Stoudemire Skills Academy for the top-20 high school big men.The Pomona, Calif., native was born on November 1, 1990.

2010-11 Season In Review





2010-11 Individual Statistics

Player	G/S	Min	FG-FGA	Pct.	3FG-3FGA	Pct.	FT-FTA	Pct.	REB	Avg.	PF-D	A	TO	Blk	S	Pts.	Avg.
Oliver	31/31	1086	246-569	.432	70-171	.409	181-220	.823	39-126-165	5.3	85-5	78	96	12	23	743	24.0
WAC	14/14	508	106-253	.419	30-77	.390	86-102	.843	13-67-80	5.7	39-4	38	53	7	12	328	23.4
Graham	32/32	1161	163-388	.420	37-89	.416	92-138	.667	25-119-144	4.5	77-2	141	72	12	73	455	14.2
WAC	15/15	588	79-211	.374	15-45	.333	45-69	.652	13-51-64	4.3	35-0	73	35	4	27	218	14.5
Shamburger	33/33	1034	130-362	.359	57-180	.317	91-121	.752	24-100-124	3.8	64-1	80	42	5	30	408	12.4
WAC	16/16	520	57-172	.331	25-80	.313	46-67	.687	13-48-61	3.8	29-1	42	13	1	14	185	11.6
Carter	33/33	1017	115-250	.460	3-12	.250	89-112	.795	96-169-265	8.0	122-7	30	58	22	13	322	9.8
WAC	16/16	503	56-108	.519	1-3	.333	48-61	.787	42-74-116	7.3	61-4	14	25	6	4	161	10.1
Kamen	10/4	203	17-60	.283	0-4	.000	27-38	.711	18-41-59	5.9	19-0	2	20	1	4	61	6.1
WAC	7/4	164	11-43	.256	0-3	.000	21-31	.677	13-34-47	6.7	15-0	2	15	1	4	43	6.1
Douglas	33/3	623	71-172	.413	39-96	.406	19-25	.760	10-12-22	0.7	37-0	25	16	1	5	200	6.1
WAC	16/3	326	43-94	.457	24-54	.444	8-10	.800	4-9-13	0.8	20-0	11	8	1	5	118	7.4
Jones	31/0	315	26-78	.333	1-3	.333	27-34	.794	40-34-74	2.4	48-3	17	13	2	8	80	2.6
WAC	14/0	121	11-35	.314	0-1	.000	8-10	.800	18-10-28	2.0	211-1	6	7	1	2	30	2.1
Ballard	33/29	865	25-78	.321	0-1	.000	33-50	.660	63-112-175	5.3	94-5	20	20	17	13	83	2.5
WAC	16/12	427	16-40	.400	0-1	.000	11-17	.647	31-44-75	4.7	52-2	8	10	8	6	43	2.7
Henson	33/0	356	9-27	.333	0-0	.000	7-11	.636	23-41-64	1.9	68-2	2	17	10	7	25	0.8
WAC	16/0	166	4-8	.500	0-0	.000	0-2	.000	6-24-30	1.9	36-0	2	6	4	1	8	0.5
Moor	17/0	61	5-10	.500	0-0	.000	0-2	.000	1-5-6	0.4	2-0	8	1	0	0	10	0.6
WAC	6/0	30	2-4	.500	0-0	.000	0-0	.000	1-2-3	0.5	1-0	3	1	0	0	4	0.7
Ton	21/0	75	1-4	.250	0-0	.000	2-2	1.000	2-10-12	0.6	12-0	3	0	0	3	4	0.2
WAC	9/0	47	1-4	.250	0-0	.000	0-0	.000	2-7-9	1.0	7-0	2	0	0	2	2	0.2
Casey	1/0	2	0-1	.000	0-0	.000	0-0	.000	0-0-0	0.0	0-0	0	0	0	0	0	0.0
Dick	1/0	2	0-0	.000	0-0	.000	0-0	.000	0-0-0	0.0	0-0	0	0	0	0	0	0.0
Team									66-55-121		1-0		8				
WAC									26-31-57								
SJSU	33	6800	808-1999	.404	207-556	.372	568-753	.754	407-824-1231	37.3	629-25	406	363	82	179	2391	72.5
WAC	16	3400	386-972	.397	95-264	.360	273-369	.740	190-397-587	36.7	316-12	201	179	33	77	1140	71.2
OPP	33	6800	839-1920	.437	231-676	.342	496-723	.686	343-840-1183	35.8	657-14	474	399	116	151	2405	72.9
WAC	16	3400	433-960	.451	122-347	.352	248-371	.668	173-423-596	37.2	319-7	258	176	62	75	1236	77.2



2010-11 Results

RECORD:	OVERALL	HOME	AWAY	NEUTRAL
ALL GAMES	(17-16)	(9-6)	(6-9)	(2-1)
CONFERENCE	(5-11)	(3-5)	(2-6)	(0-0)
NON-CONFERENCE	(12-5)	(6-1)	(4-3)	(2-1)

<u>Opponent (Date)</u>	<u>Score</u>	<u>W/L</u>	<u>Scoring</u>	<u>Rebounding</u>	<u>Assists</u>
at E. Washington (11-12-10)	67-60	W	Oliver 34	Carter 11	Graham 3
USF (11-17-10)	74-64	W	Oliver 25	Carter 11	Oliver 5
at Oregon (11-20-10)	75-72	W	Oliver 19 Shamburger 19	Carter 8	Shamburger 8
at CS Bakersfield (11-24-10)	77-82	L	Oliver 26	Carter 12	Shamburger 4
UC RIVERSIDE (11-28-10)	80-77	W	Oliver 35	Ballard 9	Graham 7
at UTSA (11-30-10)	63-72	L	Graham 20	Graham 11	Graham 5
at UC Irvine (12-4-10)	85-70	W	Graham 21	Carter 12	Graham 5
SANTA CLARA (12-10-10)	63-67	L	Oliver 26	Carter 8	Graham 5
E. WASHINGTON (12-12-10)	70-69	W	Oliver 29	Ballard 7	Oliver 3
at Seattle U. (12-18-10)	86-70	W	Graham 24	Kamen 7	Oliver 4
PUGET SOUND (12-22-10)	95-62	W	Oliver 42	Graham 8 Ballard 8	Graham 4 Graham 8
*at Fresno State (12-29-10)	75-62	L	Oliver 15	Carter 11	Oliver 5
*at Utah State (12-31-10)	80-71	L	Oliver 18	Kamen 7	Graham 3 Shamburger 3
*BOISE STATE (1-6-11)	101-102	L-4OT	Graham 29	Kamen 12	Graham 7
*IDAHO (1-8-11)	67-75	L	Oliver 25	Kamen 11	Graham 9
*at Louisiana Tech (1-13-11)	79-74	W	Graham 21 Shamburger 21	Kamen 6 Shamburger 6	Carter 4
*at New Mexico State (1-15-11)	78-53	L	Shamburger 19	Carter 7	Graham 4
*at Hawai'i (1-22-11)	61-67	L	Graham 20	Ballard 10	Graham 4
*UTAH STATE (1-27-11)	65-84	L	Oliver 29	Oliver 8	Shamburger 4
*FRESNO STATE (1-29-11)	78-66	W	Oliver 25	Carter 12	Oliver 8
*at Idaho (2-3-11)	92-89	W-2OT	Graham 28	Carter 14	Graham 5 Shamburger 5
*at Nevada (2-5-11)	69-89	L	Oliver 25	Oliver 7	Oliver 3
*NEVADA (2-12-11)	76-84	L-OT	Oliver 30	Graham 8	Graham 6
MONTANA STATE (2-15-11)	77-73	W	Oliver 35	Oliver 10 Carter 10	Shamburger 5
WEBER STATE (2-18-11)	62-46	W	Shamburger 21	Carter 14	Graham 5 Ballard 5
*NEW MEXICO STATE (2-23-11)	72-70	W-OT	Oliver 36	Carter 11	Graham 8
*LOUISIANA TECH (2-26-11)	72-60	W	Oliver 23	Carter 8	Shamburger 8
*HAWAII (3-3-11)	71-77	L	Oliver 18	Carter 7	Shamburger 6
*at Boise State (3-5-11)	51-66	L	Oliver 30	Carter 8	Graham 3
\$Hawai'i (3-9-11)	75-74	W	Oliver 29	Oliver 7 Graham 7	Graham 6
\$Idaho (3-10-11)	74-68	W	Shamburger 28 Oliver 28	Carter 11	Graham 5
\$Utah State (3-11-11)	54-58	L	Oliver 16	Carter 10	Oliver 3
%at Creighton (3-15-11)	74-85	L	Shamburger 23	Carter 11	Graham 4 Carter 4

* - Western Athletic Conference game
 \$ - Western Athletic Conference Tournament contest
 % - College Basketball Invitational (CBI)




Adrian Oliver was the WAC's leading scorer.



Justin Graham set a school career assist record and averaged 14.2 points a game.



Keith Shamburger's 408 points are the most scored by a San Jose State freshman.

A basketball is positioned on a polished wooden basketball court, centered in the upper portion of the frame. The court's black boundary lines are visible, curving around the ball. The lighting is dramatic, highlighting the texture of the wood and the ball's surface.

Those who are great don't have an offseason.

Greatness is achieved through hours in the
weight room and on the court.

Greatness is never settling for the status quo
and going beyond what is expected of you.

Greatness is the standard of excellence we have
set for our schools, for our student-athletes,
and for ourselves.

**Be Great.
Play Up.**

WESTERN ATHLETIC CONFERENCE

FRESNO STATE • HAWAII • IDAHO • LOUISIANA TECH
NEVADA • NEW MEXICO STATE • SAN JOSE STATE • UTAH STATE





Western Athletic Conference

Now in its 50th year of existence, the Western Athletic Conference continues to evolve and feature some of the nation's best intercollegiate competition. One thing that remains unchanged is the persistent nature of the schools in the WAC to advance their programs to contend at the top levels of the NCAA.

The WAC provides its student-athletes the chance to travel to scenic destinations and gain exposure in some of the nation's most diverse markets. In addition, the WAC's student-athletes work to achieve the highest levels of success with the academic support of their respective institutions.

The WAC has experienced tremendous success. The WAC has sent 35 teams to bowl games since 2001. The conference has sent teams to BCS bowl games in three of the last five seasons including Hawai'i's appearance in the 2008 Sugar Bowl.

In men's basketball, the WAC has sent at least two teams to the NCAA Tournament in 24 of the past 28 seasons. Every current school in the WAC has competed in the NCAA Tournament since 1990. In baseball, the WAC boasts two national champions since 2003.

In 2001, the WAC partnered with ESPN for coverage of football and basketball giving the conference national exposure. The WAC also officially added WAC.tv in 2006 to give fans streaming internet access to many of its postseason championships.

The first championship was held in November 1962, when Arizona won the men's cross country title and New Mexico followed with the first WAC football title. Arizona finished second in the NCAA College World Series and, less than three years later, Arizona State claimed the league's first NCAA title when the Sun Devils won the College World Series trophy. Fresno



Karl Benson
WAC Commissioner

State was the last WAC school to earn an NCAA team title when it won the College World Series in 2008.

Since 1962, several changes have occurred. UTEP and Colorado State became members in 1967, while Arizona and Arizona State withdrew on June 30, 1978. The WAC then added San Diego State (1978), Hawai'i (1979) and Air Force (1980). Before 1990, the WAC sponsored championships only in men's sports. However, a merger with the High Country Athletic Conference formed a single conference under one administrative structure, and the 1990-91 athletic year was the first in which both men and women competed under the WAC name.

Fresno State was added in 1992, and then in 1996, the women's programs from Air Force and Hawai'i along with six new schools (UNLV, Rice, San Jose State, SMU, TCU and Tulsa) came into the WAC. Air Force, Brigham Young, Colorado State, UNLV, New Mexico, San Diego State, Utah and Wyoming withdrew on June 30, 1999. Nevada (2000), Boise State (2001) and Louisiana Tech (2001) were added while TCU withdrew following the 2000-01 season.

The current membership was established on July 1, 2005, when Idaho, New Mexico State and Utah State joined the

WAC after Rice, SMU, UTEP and Tulsa withdrew. For the 2012-13 season, Denver, Seattle, UT Arlington, UTSA and Texas State replaces withdrawing members Boise State (2011), Fresno State (2012), Hawai'i (2012) and Nevada (2012).

Presently, the WAC crowns team and individual champions in 19 sports – eight men's and 11 women's. For the men, there are championships in baseball, basketball, cross country, football, golf, tennis, indoor track and field and outdoor track and field. Championships for women are held in basketball, cross country, golf, gymnastics, soccer, softball, swimming and diving, tennis, indoor track and field, outdoor track and field and volleyball.

In the 2010-11 academic year, San Jose State won WAC team championships in women's soccer and women's golf and an individual title in men's golf.



2012 WAC Tournament Orleans Arena, Las Vegas, Nev.

Thursday, March 8 – Quarterfinal Round

Game #1 – (#2 Seed vs. #7 Seed) - 12:00 p.m.
Game #2 – (#3 Seed vs. #6 Seed) - 2:30 p.m.
Game #3 – (#1 Seed vs. #8 Seed) - 6:00 p.m.
Game #4 – (#4 Seed vs. #5 Seed) - 8:30 p.m.

Friday, March 9 – Semifinal Round

Game #5 – (Game 1 Winner vs. Game 2 Winner)
6:00 p.m.
Game #6 – (Game 3 Winner vs. Game 4 Winner)
8:30 p.m.

Saturday, March 10 – Championship on ESPN2

Game #7 – (Game 5 & Game 6 Winners) 9:00 p.m.

Spartans In the WAC Tournament

YEAR	LOCATION	FINISH
2011	Orleans Arena, Las Vegas, Nev.	Semifinal round
2010	Lawlor Events Center, Reno, Nev.	Quarterfinal round
2009	Lawlor Events Center, Reno, Nev.	Quarterfinal round
2008	Pan American Center, Las Cruces, N.M.	Quarterfinal round
2007	Pan American Center, Las Cruces, N.M.	Opening round
2006	Lawlor Events Center, Reno, Nev.	Quarterfinal round
2005	Lawlor Events Center, Reno, Nev.	Opening round
2004	Save Mart Center, Fresno, Calif.	Opening round
2003	Reynolds Center, Tulsa, Okla.	Opening round
2002	Reynolds Center, Tulsa, Okla.	Quarterfinal round
2001	Reynolds Center, Tulsa, Okla.	Opening round
2000	Selland Arena, Fresno, Calif.	Quarterfinal round
1999	Thomas & Mack Arena, Las Vegas, Nev.	Opening round
1997	Thomas & Mack Arena, Las Vegas, Nev.	Opening round

2010-11 WAC Standings



	Conference					Overall					
	W	L	Pct.	Home	Road	W	L	Pct.	Home	Road	Neutral
Utah State	15	1	.938	8-0	7-1	30	4	.862	17-0	11-3	2-1
Boise State	10	6	.625	5-3	5-3	22	13	.629	12-4	9-8	1-1
Idaho	9	7	.563	5-3	4-4	18	14	.563	10-5	8-8	0-1
New Mexico State	9	7	.563	7-1	2-6	16	17	.485	12-5	3-10	1-2
Hawai'i	8	8	.500	5-3	3-5	19	13	.594	14-5	4-6	1-2
Nevada	8	8	.500	5-3	3-5	13	19	.406	9-5	3-10	1-4
Fresno State	6	10	.375	5-3	1-7	14	17	.452	11-5	3-11	0-1
San Jose State	5	11	.313	3-5	2-6	17	16	.515	9-6	6-9	2-1
Louisiana Tech	2	14	.125	2-6	0-8	12	20	.375	8-6	2-14	2-0

2011 WESTERN ATHLETIC CONFERENCE POST SEASON RESULTS

First Round			
San Jose State	75	Hawai'i	74
Nevada	90	Fresno State	80
Quarterfinal Round			
San Jose State	74	Idaho	68
New Mexico State	66	Nevada	60
Semifinal Round			
Utah State	58	San Jose State	54
Boise State	81	New Mexico State	63
Championship Game			
Utah State	77	Boise State	69

NCAA TOURNAMENT				
First Round	Kansas State	73	Utah State	68
COLLEGE BASKETBALL INVITATIONAL (CBI)				
First Round	Creighton	85	San Jose State	74
First Round	Boise State	83	Austin Peay	80
Second Round	Boise State	75	Evansville	69
Semifinal Round	Oregon	79	Boise State	71
COLLEGEINSIDER.COM TOURNAMENT				
First Round	USF	81	Idaho	73
First Round	Hawai'i	76	Portland	64
Second Round	USF	77	Hawai'i	74



Sid Williams was the 1981 Pacific Coast Athletic Association Tournament's Most Valuable Player.

CONFERENCE TOURNAMENT HISTORY (1976-96)

Year	Conference	Tournament Champion
1996	Big West Conference	Tournament Champion
1995	Big West Conference	Opening round
1994	Big West Conference	Quarterfinal round
1990	Big West Conference	Opening round
1989	Big West Conference	Opening round
1988	Pacific Coast Athletic Association	Quarterfinal round
1987	Pacific Coast Athletic Association	Championship game
1986	Pacific Coast Athletic Association	Quarterfinal round
1985	Pacific Coast Athletic Association	Semifinal round
1984	Pacific Coast Athletic Association	Quarterfinal round
1983	Pacific Coast Athletic Association	Semifinal round
1982	Pacific Coast Athletic Association	Quarterfinal round
1981	Pacific Coast Athletic Association	Championship game
1980	Pacific Coast Athletic Association	Tournament Champion
1979	Pacific Coast Athletic Association	Quarterfinal round
1978	Pacific Coast Athletic Association	Quarterfinal round
1977	Pacific Coast Athletic Association	Championship game
1976	Pacific Coast Athletic Association	Semifinal round

2010-11 WAC Individual Statistics



SCORING

##	Player-Team	G	FG	3FG	FT	Pts.	ppg.
1.	Oliver, Adrian-SJSU	31	246	70	181	743	24.0
2.	Gillenwater, Troy, NMS	27	173	37	128	511	18.9
3.	Brown, DeAndre, LTU	27	153	50	70	426	15.8
4.	Johnson, Zane, UH	31	157	98	77	489	15.8
5.	Anderson, La'Shard-BSU	35	176	33	142	527	15.1
6.	Wesley, Tai-USU	34	176	5	145	502	14.8
7.	Story, Malik-NEV	32	158	76	71	463	14.5
8.	Graham, Justin-SJSU	32	163	37	82	455	14.2
	Ashaolu, Olu-LTU	32	163	12	117	455	14.2
10.	Burton, Deonte-NEV	32	128	43	138	437	13.7

FREE THROW PCT (Min. 2.0 made per game)

##	Player-Team	G	FTM	FTA	Pct.
1.	Geiger, Deremy-UI	32	73	84	.869
2.	Oliver, Adrian-SJSU	31	181	220	.823
3.	Johnson, Zane-UH	31	77	95	.811
4.	Pane, Brockeith-USU	34	138	172	.802
5.	Carter, Wil-SJSU	33	89	112	.795
6.	Anderson, LaShard-BSU	35	142	181	.785
7.	Nephawe, Tshilidzi-NMS	33	68	89	.764
8.	Montreal, Daequon-BSU	35	97	128	.758
9.	Shamburger, Keith-SJSU	33	91	121	.752
10.	Gillenwater, Troy-NMS	27	128	171	.749

REBOUNDING

##	Player-Team	G	OFF	DEF	Total	rpg.
1.	Hunt, Dario-NEV	32	116	193	309	9.7
2.	Ashaolu, Olu-LTU	32	86	214	300	9.4
3.	Joaquim, Vander-UH	32	95	168	263	8.2
4.	Smith, Greg-FS	31	70	182	252	8.1
5.	Carter, Wil-SJSU	33	96	169	265	8.0
6.	Wesley, Tai-USU	34	96	175	271	8.0
7.	Jardine, Brady-USU	34	68	169	237	7.0
8.	Gillenwater, Troy-NMS	27	40	130	170	6.3
9.	Barone, Kyle-UI	32	54	133	187	5.8
10.	Bendall, Nate-USU	31	61	120	181	5.8

ASSISTS

##	Player-Team	G	Total	apg.
1.	Anderson, LaShard-BSU	35	165	4.7
2.	Laroche, Hernst-NMS	33	152	4.6
3.	Graham, Justin-SJSU	32	141	4.4
4.	Burton, Deonte-NEV	32	113	3.5
5.	Pane, Brockeith-USU	34	116	3.4
6.	Tatum, Landon-UI	32	97	3.0
7.	Henderson, Shawn-UI	32	89	2.8
8.	Newbold, Tyler-USU	34	94	2.8
9.	Geiger, Deremy-Ui	32	84	2.6
10.	Thompson, Hiram-UH	24	61	2.5

FIELD GOAL PCT (Min. 3.0 made per game)

##	Player-Team	G	FG	FGA	Pct.
1.	Barone, Kyle-UI	32	127	208	.611
2.	Wesley, Tai-USU	34	176	294	.599
3.	Wiley, Brandon-UI	32	100	174	.575
4.	Smith, Greg-FS	31	139	242	.574
5.	Toledo, Luiz-UI	30	106	197	.538
6.	Ashaolu, Olu-LTU	35	151	283	.534
7.	Joaquim, Vander-UH	32	116	224	.518
8.	Hunt, Dario-NEV	32	142	279	.509
9.	Steed, Tim-FS	26	104	205	.507
10.	Green, Brian-USU	34	120	249	.482

STEALS

##	Player-Team	G	Total	spg.
1.	Graham, Justin-SJSU	32	73	2.28
2.	Anderson, La'Shard-BSU	35	77	2.20
3.	Laroche, Hernst-NMS	33	62	1.88
4.	Perryman, Westly-BSU	35	54	1.54
5.	Ledbetter, Jeff-UI	32	45	1.41
6.	Burton, Deonte-NEV	32	41	1.28
7.	Arnold, Robert-BSU	35	42	1.20
8.	McNeill, Kenyon-LTU	32	38	1.19
9.	Watson, Tyrone-NMS	33	39	1.18
10.	Olekaibe, Kevin-FS	30	35	1.17

3_POINT FIELD GOAL PCT (Min. 1.0 made per game)

##	Player-Team	G	FG	FGA	Pct.
1.	Green, Brian-USU	34	76	162	.469
2.	Ledbetter, Jeff-UI	32	99	218	.454
3.	Graham, Justin-SJSU	32	37	89	.416
4.	Oliver, Adrian-SJSU	31	70	171	.409
5.	Johnson, Zane-UH	31	98	241	.407
6.	Douglas, Calvin-SJSU	33	39	96	.406
7.	Castillo, Gordo-NMS	32	66	165	.400
8.	Smith, Lonnie-LTU	31	37	93	.398
9.	Barnes, Bo-UH	32	57	147	.388
10.	Noonan, Paul-BSU	35	66	171	.386

BLOCKED SHOTS

##	Player-Team	G	Total	bpg.
1.	Hunt, Dario-NEV	32	54	1.69
2.	Joaquim, Vander-UH	32	40	1.25
3.	Wiley, Brandon-UI	32	38	1.19
4.	Smith, Greg-FS	31	35	1.13
5.	Wesley, Tai-USU	34	36	1.06
6.	Jardine, Brady-USU	34	34	1.00
7.	Nephawe, Tshilidzi-NMS	33	32	0.97
8.	Gillenwater, Troy-NMS	27	26	0.96
9.	Barone, Kyle-UI	32	26	0.81
10.	Thomas, Joston-UH	31	25	0.81
	Funk, Bracken-FS	31	25	0.81

ASSIST/TURNOVER RATIO (Min. 3.0 assists/game)

##	Player-Team	G	A	Avg	TO	Avg Ratio	
1.	Tatum, Landon-UI	32	97	3.0	44	1.4	2.20
2.	Graham, Justin-SJSU	32	141	4.4	72	2.3	1.96
3.	LaRoche, Hernst-NMS	33	152	4.6	88	2.7	1.73
4.	Burton, Deonte-NEV	32	113	3.5	71	2.2	1.59
5.	Anderson, La'Shard-BSU	35	165	4.7	109	3.1	1.51
6.	Pane, Brockeith-USU	34	116	3.4	88	2.6	1.32



2010-11 WAC Honors

All-Conference

First Team	School	Pos.	Ht.	Yr.
Adrian Oliver	San Jose State	G	6-4	SR
La'Shard Anderson	Boise State	G	6-1	SR
Troy Gillenwater	New Mexico State	F	6-8	JR
Tai Wesley	Utah State	F	6-7	SR
Brockeith Pane	Utah State	G	6-1	JR
Second Team	School	Pos.	Ht.	Yr.
Bill Amis	Hawai'i	F	6-9	SR
Brian Green	Utah State	G	6-1	SR
Dario Hunt	Nevada	F	6-8	JR
Jeff Ledbetter	Idaho	G	6-3	SR
Greg Smith	Fresno State	C	6-11	SO
Honorable Mention	School	Pos.	Ht.	Yr.
Olu Ashaolu	Louisiana Tech	F	6-7	JR
Kyle Barone	Idaho	C	6-10	SO
Deonte Burton	Nevada	G	6-1	FR
Justin Graham	San Jose State	G	6-4	SR
Zane Johnson	Hawai'i	G/F	6-6	JR
Player of the Year:	Tai Wesley, Utah State			
Freshman of the Year:	Deonte Burton, Nevada			
Don Haskins Coach of the Year:	Stew Morrill, Utah State			
All-Newcomer Team	School	Pos.	Ht.	Yr.
Deonte Burton	Nevada	G	6-1	FR
Olek Czyz	Nevada	F	6-7	SR
Zane Johnson	Hawai'i	G/F	6-6	JR
Brockeith Pane	Utah State	G	6-1	JR
Tim Steed	Fresno State	F	6-4	JR
All-Defensive Team	School	Pos.	Ht.	Yr.
La'Shard Anderson	Boise State	G	6-1	SR
Olu Ashaolu	Louisiana Tech	F	6-7	JR
Dario Hunt	Nevada	C	6-8	JR
Justin Graham	San Jose State	G	6-4	SR
Tyler Newbold	Utah State	G	6-4	SR
All-Academic Team	School	Pos.	Ht.	Yr.
Thomas Bropleh	Boise State	F	6-5	FR
Bracken Funk	Fresno State	F	6-7	FR
John Ryan	Fresno State	C	6-10	FR
Nedeljko Golubovic	Fresno State	F	6-8	SR
Bo Barnes	Hawai'i	G	6-4	FR
Hiram Thompson	Hawai'i	G	6-2	SR
Joe Kammerer	Idaho	C	6-9	SO
Wil Carter	San Jose State	F	6-8	JR
Keith Shamburger	San Jose State	G	5-11	FR
Garrett Ton	San Jose State	F	6-8	JR
Matt Formisano	Utah State	F	6-8	SR
Brady Jardine	Utah State	F	6-7	JR
Tyler Newbold	Utah State	G	6-4	SR
Tai Wesley	Utah State	F	6-7	SR

"Players of the Week"

Nov. 15	Hiram Thompson, Hawai'i
Nov. 22	DeAndre Brown, Louisiana Tech
Nov. 29	Brady Jardine, Utah State
Dec. 6	Justin Graham, San Jose State
Dec. 13	Tai Wesley, Utah State
Dec. 20	Olu Ashaolu, Louisiana Tech
Dec. 27	Adrian Oliver, San Jose State
Jan. 3	Tai Wesley, Utah State
Jan. 10	La'Shard Anderson, Boise State
Jan. 17	Jeff Ledbetter, Idaho
Jan. 24	Deonte Burton, Nevada
Jan. 31	Brian Green, Utah State
Feb. 7	Greg Smith, Fresno State
Feb. 14	Malik Story, Nevada
Feb. 21	Tai Wesley, Utah State
Feb. 28	La'Shard Anderson, Boise State
Mar. 7	Zane Johnson, Hawai'i



Adrian Oliver, Lute Olsen All-America team

National Post-Season Honors

Lute Olsen All-America
Adrian Oliver, San Jose State

Associated Press All-America
Tai Wesley, Utah State, honorable mention

NABC All-District
Adrian Oliver, San Jose State, first team
Troy Gillenwater, New Mexico State, first team
Tai Wesley, Utah State, first team
Greg Smith, Fresno State, second team
Olu Ashaolu, Louisiana Tech, second team
Dario Hunt, Nevada, second team
La'Shard Anderson, Boise State, second team

USBWA All-District
Tai Wesley, Utah State

2011-12 Opponents



Nov. 12 & Dec. 10 - Cal Poly



Nov. 14 - UC Irvine



Nov. 16 - @USF



Nov. 19 - @Santa Clara



Nov. 22 - Holy Names



Nov. 28 - Montana State



Nov. 30 - UTSA



Dec. 3 - @Weber State



Dec. 7 - @California



Dec. 20 - UC Davis



Dec. 22 - @UC Riverside



Dec. 29 - Coppin State



Dec. 30 - @Seattle U.



Jan. 7 & Feb. 4 - Hawaii



Jan. 12 & Feb. 11 - Nevada



Jan. 14 & Feb. 9 - Fresno St.



Jan. 19 & Feb. 25 - NMSU



Jan. 21 & Feb. 23 - La. Tech



Jan. 23 - CSU Bakersfield



Jan. 26 & Mar. 3 - Idaho



Jan. 28 & Mar. 1 - Utah State



2011-12 Opponents

Cal Poly

November 12, 2011, San Luis Obispo, Calif., 2:00 p.m. (PST)
December 10, 2011, San Jose, Calif., 7:00 p.m. (PST)

Location: San Luis Obispo, Calif.
Nickname: Mustangs
Head Coach: Joe Callero
Record, yrs. at school: 27-34, 2 seasons
Overall record, yrs.: 166-164, 12 seasons
Lettermen Returning/Lost: 9/4
2010-11 Record: 15-15
Series Record with SJSU: SJSU - 23, CP - 2
Men's Basketball SID: Chris Giovanetti
Office Phone: (805) 756-7513
Cell Phone: (805) 470-0490
Email Address: cgiovann@calpoly.edu
FAX Phone: (805) 756-2650
Web site: www.gopoly.com



RETURNING LETTERMEN

NAME	POS.	HT.	CLASS	PPG.
Will Donahue	C	6-8	SR	8.4
David Hanson	F	6-5	SR	15.2
Maliik Love	G	6-2	SO	5.7
Chris O'Brien	G	6-4	JR	5.9
Jordan Lewis	F	6-5	SR	2.8
Drake U'u	G	6-5	JR	2.7
Dylan Royer	G	6-1	JR	2.5
Jamal Johnson	G	6-0	SO	2.5
Matt Titchenal	G	6-3	SR	2.0

UC Irvine

November 14, 2011, San Jose, Calif., 7:00 p.m.

Location: Irvine, Calif.
Nickname: Anteaters
Head Coach: Russell Turner
Record, yrs. at school: 13-19, 1 season
Overall record, yrs.: 13-19, 1 season
Lettermen returning/lost: 5/8
2010-11 Record: 13-19
Series Record with SJSU: UCI - 26, SJSU - 19
SID: Bob Olson
Office Phone: (949) 824-5814
Cell Phone: (949) 285-8814
Email Address: rkolson@uci.edu
Courtside Phone: (949) 824-5814
FAX Phone: (949) 824-5260
Web site: www.ucirvinesports.com



TOP RETURNING LETTERMEN

NAME	POS.	HT.	CLASS	PPG.
Mike Wilder	G	6-2	JR	9.5
Daman Starring	G	6-3	JR	7.4
Chris McNealy	G	6-3	SO	5.0
Derick Flowers	G	6-0	JR	1.5
Adam Folker	F	6-9	JR	---

University of San Francisco

November 16, 2011, San Francisco, Calif., 8:00 p.m. (PST)

Location: San Francisco, Calif.
Nickname: Dons
Head Coach: Rex Walters
Record, yrs. at school: 42-53, 3 seasons
Overall record, yrs.: 73-85, 5 seasons
Lettermen returning/lost: 8/2
2010-11 Record: 19-15
Series Record with SJSU: USF - 41, SJSU - 21
SID: Ryan McCrary
Office Phone: (415) 422-6162
Email Address: mccrary@usfca.edu
Courtside Phone: (415) 422-2919
Cell Phone: (415) 859-0167
FAX Phone: (415) 422-2929
Web site: www.usfdons.com



RETURNING LETTERMEN

NAME	POS.	HT.	CLASS	PPG.
Michael Williams	G	6-0	JR	14.6
Rashad Green	G	6-4	SR	12.6
Perris Blackwell	F	6-8	JR	10.9
Angelo Caloiaro	F	6-7	SR	9.7
Cody Doolin	G	6-2	SO	7.8
Justin Raffington	C	6-9	SO	1.8
Cole Dickerson	F	6-7	SO	1.4
Avery Johnson	G	6-3	SO	1.2

Santa Clara

November 19, 2011, Santa Clara, Calif., 7:00 p.m. (PST)

Location: Santa Clara, Calif.
Nickname: Broncos
Head Coach: Kerry Keating
Record, yrs. at school: 66-68, 4 seasons
Overall record, yrs.: 66-68, 4 seasons
Lettermen returning/lost: 9/4
2010-11 Record: 24-14
Series Record with SJSU: SCU - 76, SJSU - 29
SID: Michelle Schmitt
Office Phone: (408) 554-2114
Cell Phone: (408) 642-9117
Email Address: mschmitt@scu.edu
Courtside Phone: (408) 554-4655
FAX Phone: (408) 554-6942
Web site: www.santaclarabroncos.com



TOP RETURNING LETTERMEN

NAME	POS.	HT.	CLASS	PPG.
Kevin Foster	G	6-2	JR	20.3
Marc Trasolini	F	6-9	SR	12.9
Evan Roquemore	G	6-3	SO	11.8
Raymond Cowels III	F	6-4	JR	5.3
Niyi Harrison	F	6-7	JR	3.6
Phillip Bach	G	6-4	SR	3.0
Kyle Perricone	G	6-3	JR	2.0
John McArthur	F	6-9	SO	1.6
Chris Caird	F	6-6	SO	---

2011-12 Opponents



Holy Names

November 22, 2011, San Jose, Calif., 7:00 p.m. (PST)

Location: Oakland, Calif.

Nickname: Hawks

Head Coach: Omar Sanchez

Record, yrs. at school: 0-0, 1st season

Overall record, yrs.: 0-0, 1st season

Lettermen returning/lost: 8/5

2010-11 Record: 20-14

Series Record with SJSU: 1st meeting

SID: Michelle Myers

Office Phone: (510) 436-1491

FAX Phone: (510) 436-1259

Email Address: michelle_myers@my.hnu.edu

Web site: www.hnuhawks.com



TOP RETURNING LETTERMEN

NAME	POS.	HT.	CLASS	PPG.
David Scott	F	6-4	SR	21.5
Simba Gwanyanya	G	6-3	SR	8.0
Mike McElroy	G	6-3	SR	6.6
Obie Woods	G	6-0	SR	6.5
Colby Herron	G	6-3	SO	6.2
Zac Sewitsky	G	6-1	SR	5.1
Fabian Lopez	F	6-5	SR	3.1
Patrick Turner	G	6-1	SR	1.8

Montana State

November 28, 2011, San Jose, Calif., 7:00 p.m. (PST)

Location: Bozeman, Mont.

Nickname: Bobcats

Head Coach: Brad Huse

Record, yrs. at school: 68-83, 5 seasons

Overall record, yrs.: 252-143, 13 seasons

Lettermen returning/lost: 7/6

2010-11 Record: 13-18

Series Record with SJSU:

SJSU - 6, MSU - 3

SID: Bill Lamberty

Office Phone: (405) 994-5133

Email Address: blamberty@msubobcats.com

Courtside Phone: (405) 994-5133

FAX Phone: (405) 994-2278

Web site: www.msubobcats.com



RETURNING LETTERMEN

NAME	POS.	HT.	CLASS	PPG.
Rod Singleton	G	5-10	SR	7.9
Shawn Reid	F	6-5	SO	5.7
Jourdain Allou	F	6-7	SR	3.2
Tre Johnson	F	6-7	SO	2.7
Jeff Budinich	C	6-10	SO	2.4
Tor Anderson	G	6-2	SO	0.6
Steven Davis	F	6-7	SO	0.0

UTSA

November 30, 2011, San Jose, Calif., 7:00 p.m. (PST)

Location: San Antonio, Texas

Nickname: Roadrunners

Head Coach: Brooks Thompson

Record, yrs. at school: 78-77, 5 seasons

Overall record, yrs.: 78-77, 5 seasons

Lettermen returning/lost: 12/2

2010-11 Record: 20-14

Series Record with SJSU: UTSA - 1, SJSU - 0

SID: Kyle Stephens

Office Phone: (210) 458-4551

Cell Phone: (210) 887-3636

Email Address: kyle.stephens@utsa.edu

Courtside Phone: (210) 458-4566

FAX Phone: (210) 458-4569

Web site: www.goutsa.com



RETURNING LETTERMEN

NAME	POS.	HT.	CLASS	PPG.
Melvin Johnson III	G	6-5	JR	14.9
Jeromie Hill	F	6-8	SO	13.4
Stephen Franklin	F	6-6	SR	6.5
Sei Paye	G	6-3	SR	5.1
Tyler Wood	F	6-6	SO	2.8
Igor Nujic	F	6-8	SO	2.1
Alex Vouyoukas	C	6-9	SR	1.8
Jordan Sims	G/F	6-4	SO	1.6
Ryan Whitehead	G	6-0	SO	0.6

Weber State

December 3, 2011, Ogden, Utah, 7:30 p.m. (MST)

Location: Ogden, Utah

Nickname: Wildcats

Head Coach: Randy Rahe

Record, yrs. at school: 95-61, 5 seasons

Overall record, yrs.: 95-61, 5 seasons

Lettermen returning/lost: 7/4

2010-11 Record: 18-14

Series Record with SJSU: SJSU - 2, WEB - 1

Basketball SID: Paul Grua

Office Phone: (801) 626-7414

Cell Phone: (801) 452-3811

Email Address: pgrua@weber.edu

Courtside Phone: (801) 626-6588

FAX Phone: (801) 626-6490

Web site: www.weberstatesports.com



RETURNING LETTERMEN

NAME	POS.	HT.	CLASS	PPG.
Damian Lillard	G	6-2	JR	19.7
Scott Bamforth	G	6-2	JR	12.2
Kyle Bullinger	F	6-6	SR	11.2
Byron Fulton	F	6-7	SO	7.0
Darin Mahoney	F	6-8	SR	4.0
Kyle Tresnak	C	6-10	SO	3.6
Jordan Richardson	G	6-1	SO	3.2



2011-12 Opponents

California

December 7, 2011, Berkeley, Calif., 7:30 p.m. (PST)

Location: Berkeley, Calif.
Nickname: Golden Bears
Head Coach: Mike Montgomery
Record, yrs. at school: 64-37, 3 seasons
Overall record, yrs.: 611-281, 29 seasons
Lettermen returning/lost: 9/3
2010-11 Record: 18-15
Series Record with SJSU:
CAL - 18, SJSU - 3
Men's Basketball SID: Jeremy Wu
Office Phone: (510) 643-9036
Cell Phone: (510) 334-6409
Email Address: jeremyw@berkeley.edu
Courtside Phone: (510) 642-3098
FAX Phone: (510) 643-7778
Web site: www.calbears.com



TOP RETURNING LETTERMEN

NAME	POS.	HT.	CLASS	PPG.
Jorge Gutierrez	G	6-3	SR	14.6
Harper Kamp	F	6-8	SR	14.2
Allen Crabbe	G	6-6	SO	13.4
Brandon Smith	G	5-11	JR	6.4
Richard Solomon	F	6-10	SO	5.6
Jeff Powers	G	6-7	SO	3.5
Bak Bak	F	6-9	JR	2.6
Emerson Murray	G	6-3	SO	1.0

UC Davis

December 20, 2011, San Jose, Calif., 7:00 p.m. (PST)

Location: Davis, Calif.
Nickname: Aggies
Head Coach: Jim Les
Record, yrs. at school: 0-0, 1st season
Overall record, yrs.: 154-140, 9 seasons
Lettermen returning/lost: 9/3
2010-11 Record: 10-20
Series Record with SJSU: SJSU - 12, UCD - 7
SID: Mike Robles
Office Phone: (530) 752-3680
Cell Phone: (530) 979-1747
Email Address: merobles@ucdavis.edu
FAX Phone: (530) 754-5674
Web site: www.ucdavisaggies.com



RETURNING LETTERMEN

NAME	POS.	HT.	CLASS	PPG.
Eddie Miller	G	6-5	SR	12.5
Ryan Sypkens	G	6-4	JR	9.7
Josh Ritchart	G/F	6-9	SO	7.9
Ryan Howley	G	6-5	JR	3.6
Ryan Silva	G	5-10	SR	3.0
Mike Kurtz	C	7-0	SO	2.4
Tyler Les	G	6-2	SO	2.4
Alex Tiffin	F	6-9	JR	2.0
Adam Malik	F	6-8	SR	---

UC Riverside

December 22, 2011, Riverside, Calif., 7:00 p.m. (PST)

Location: Riverside, Calif.
Nickname: Highlanders
Head Coach: Jim Wooldridge
Record, yrs. at school: 50-70, 4 seasons
Overall record, yrs.: 362-307, 23 seasons
Letterman Returning/Lost: 7/4
2010-11 Record: 12-19
Series Record with SJSU: SJSU - 4, UCR - 2
SID: John Maxwell
Office Phone: (951) 827-5438
Cell Phone: (951) 203-3208
Email Address: john.maxwell@ucr.edu
Web site: www.gohighlanders.com



RETURNING LETTERMEN

NAME	POS.	HT.	CLASS	PPG.
Phil Martin	G	6-4	JR	14.2
Kareem Nitoto	G	6-1	SR	9.8
Kevin Bradshaw	F	6-8	SR	7.6
B.J. Shearry	F	6-7	SR	6.1
Elliott Berry	F	6-7	SR	5.9
Daymond Cowlah	G	6-0	SO	3.9
Harrison Gaines	G	6-0	SR	2.3

Coppin State

Elgin Baylor Classic Opponent

December 29, 2011, Seattle, Wash., 6:00 p.m. (PST)

Location: Baltimore, Md.
Nickname: Eagles
Head Coach: Ron "Fang" Mitchell
Record, yrs. at school: 395-357, 25 seasons
Overall record, yrs.: 395-357, 25 seasons
Letterman Returning/Lost: 10/3
2010-11 Record: 16-14
Series Record with SJSU: 1st meeting
SID: Roger McAfee
Office Phone: (410) 951-3729
Cell Phone: (443) 841-4693
Email Address: rmcafee@coppin.edu
Courtside Phone: (410) 951-6924
Web site: www.coppinstatesports.com



TOP RETURNING LETTERMEN

NAME	POS.	HT.	CLASS	PPG.
Michael Harper	G	6-4	SR	15.2
Akeem Ellis	F	6-6	SR	12.2
Tony Gallo	G	5-11	SR	11.4
Jordan Lee	G	6-4	JR	10.4
Antonio Williams	F	6-6	SR	6.4
Michael Murray	F	6-5	SO	3.5
Collin Johnson	G	6-4	SO	2.0
Mike Simpson	G	6-6	SO	1.7
Rodney Edwards	G	6-2	SR	0.0

2011-12 Opponents



Seattle University

Elgin Baylor Classic Opponent

December 30, 2011, Seattle, Wash., 8:15 p.m. (PST)

Location: Seattle, Wash.

Nickname: Redhawks

Head Coach: Cameron Dollar

Record, yrs. at school: 28-34, 2 seasons

Overall record, yrs.: 39-56, 3 seasons

Lettermen returning/lost: 5/6

2010-11 Record: 10-20

Series Record with SJSU: SJSU - 4, SU - 2

SID: Jason Behenna

Office Phone: (206) 296-5915

Cell Phone: (206) 965-0450

Email Address: behennaj@seattleu.edu

Courtside Phone: TBD

FAX Phone: (206) 296-2154

Web site: www.GoSeattleU.com



RETURNING LETTERMEN

NAME	POS.	HT.	CLASS	PPG.
Aaron Broussard	F	6-5	SR	14.5
Sterling Carter	G	6-0	SO	13.8
Cervante' Burrell	G	5-10	JR	11.4
Chad Rasmussen	F	6-7	JR	3.9
Gavin Gilmore	F	6-8	JR	2.6

Cal State Bakersfield

January 23, 2012, San Jose, Calif., 7:00 p.m. (PST)

Location: Bakersfield, Calif.

Nickname: Roadrunners

Head Coach: Rod Barnes

Record, yrs. at school: 0-0, 1st season

Overall record, yrs.: 185-187, 12 seasons

Lettermen Returning/Lost: 6/6

2010-11 Record: 9-19

Series Record with SJSU: SJSU - 3, CSUB - 3

Men's Basketball SID: Corey Costelloe

Office Phone: (661) 654-6071

Email Address: cocostelloe@csu.edu

Courtside Phone: (661) 321-9773

FAX Phone: (661) 654-6978

Web site: www.gorunners.com



RETURNING LETTERMEN

NAME	POS.	HT.	CLASS	PPG.
Stephon Carter	G	6-3	JR	14.3
Rashad Savage	F	6-6	SR	7.5
Donald Johnson	F	6-7	SR	4.3
Robert Hayes	G	5-10	SR	3.7
Kregg Jones	F	6-8	SO	1.7
Ivan Matip	G	6-3	SO	1.5

Hawai'i

January 7, 2012, Honolulu, Hawaii, 7:05 p.m. (HST)

February 4, 2012, San Jose, Calif., 6:00 p.m. (PST)

Location: Honolulu, Hawai'i

Nickname: Rainbow Warriors

Head Coach: Gib Arnold

Record, yrs. at school: 19-13, 1 season

Overall record, yrs.: 19-13, 1 season

Lettermen Returning/Lost: 6/5

2010-11 Record: 19-13

Series Record with SJSU: UH - 25, SJSU - 12

Basketball SID: Neal Iwamoto

Office Phone/Cell Phone: (808) 956-9748/(808) 375-6819

Email Address: niwamoto@hawaii.edu

Courtside Phone: (808) 956-9408

Web site: www.hawaiiathletics.com



TOP RETURNING LETTERMEN

NAME	POS.	HT.	CLASS	PPG.
Zane Johnson	G	6-6	SR	15.8
Joston Thomas	F	6-7	JR	9.7
Vander Joaquim	C	6-10	JR	9.5
Jeremiah Ostrowski	G	5-9	SR	5.4
Trevor Wiseman	F	6-7	SO	4.2

2011-12 Schedule

NOV. 14	CAL STATE NORTHRIDGE
Nov. 19	Gonzaga (at Vancouver, B.C.)
NOV. 22	EASTERN WASHINGTON
NOV. 25	PACIFIC
Dec. 3	at Pepperdine
Dec. 6	at Pacific
DEC. 11	UC DAVIS
Dec. 16	at Hawai'i-Hilo
Dec. 18	North Carolina A&T
DEC. 22-25	HAWAIIAN AIRLINES DIAMOND HEAD CLASSIC (Auburn, Clemson, Kansas State, Long Beach State, Southern Illinois, UTEP, Xavier)
DEC. 29	SOUTH CAROLINA STATE
DEC. 31	UNLV
JAN. 7	*SAN JOSE STATE
Jan. 12	*at Fresno State
Jan. 14	*at NEVADA
JAN. 19	*LOUISIANA TECH
JAN. 21	*NEW MEXICO STATE
Jan. 26	*at Utah State
Jan. 28	*at Idaho
Feb. 4	*at San Jose State
FEB. 9	*NEVADA
FEB. 11	*FRESNO STATE
FEB. 14	NEW ORLEANS
Feb. 18	at ESPN Sears BracketBusters
Feb. 23	*at New Mexico State
Feb. 25	*at Louisiana Tech
MAR. 1	*IDAHO
MAR. 3	*UTAH STATE
Mar. 8-10	at WAC Tournament

* - Western Athletic Conference game



Gib Arnold



Zane Johnson



2011-12 Opponents

Nevada

January 12, 2012, Reno, Nev., 7:00 p.m. (PST)
February 9, 2012, San Jose, Calif., 8:00 p.m. (PST)

Location: Reno, Nev.
Nickname: Wolf Pack
Head Coach: David Carter
Record, yrs. at school: 34-32, 2 seasons
Overall record, yrs.: 34-32, 2 seasons
Lettermen Returning/Lost: 11/3
2010-11 Record: 13-19
Series Record with SJSU: NEV - 32,
SJSU - 30
Basketball SID: Jack Kuestermeyer
Office Phone/Cell Phone: (775) 682-6984 / (775) 240-6251
Email Address: jkuester@unr.edu
Courtside Phone: (775) 784-4404
FAX Phone: (775) 784-4386
Web site: www.nevadawolfpack.com



TOP RETURNING LETTERMEN

NAME	POS.	HT.	CLASS	PPG.
Malik Story	G	6-5	JR	14.5
Deonte Burton	G	6-1	SO	13.7
Dario Hunt	F	6-8	SR	12.4
Olek Czyz	F	6-7	SR	12.3

2011-12 Schedule

NOV. 11 MISSOURI STATE
Nov. 14 at UNLV
NOV. 17 PACIFIC
NOV. 20 #PRAIRIE VIEW
NOV. 22 #LONGWOOD
Nov. 25 #vs. Brigham Young
Nov. 26 #vs. Bradley/Wisconsin
DEC. 2 WASHINGTON
Dec. 7 at Arizona State
Dec. 10 at Montana
DEC. 17 UC RIVERSIDE
DEC. 22 PORTLAND
DEC. 28 CEDARVILLE
Jan. 5 *at Idaho
Jan. 7 *at Utah State
JAN. 12 *SAN JOSE STATE
JAN. 14 *HAWAII
JAN. 17 NEBRASKA-OMAHA
JAN. 21 *FRESNO STATE
Jan. 26 *at New Mexico State
Jan. 28 *at Louisiana Tech
FEB. 2 *UTAH STATE
FEB. 4 *IDAHO
Feb. 9 *at Hawai'i
Feb. 11 *at San Jose State
FEB. 14 CAL STATE BAKERSFIELD
Feb. 18 *at ESPN Sears BracketBusters
Feb. 25 *at Fresno State
MAR. 1 *NEW MEXICO STATE
MAR. 3 *LOUISIANA TECH
Mar. 8-10 at WAC Tournament



David Carter



Dario Hunt

- Chicago Invitational Challenge
* - Western Athletic Conference game

Fresno State

January 14, 2012, Fresno, Calif., 7:00 p.m. (PST)
February 9, 2012, San Jose, Calif., 7:00 p.m. (PST)

Location: Fresno, Calif.
Nickname: Bulldogs
Head Coach: Rodney Terry
Record, yrs. at school: 0-0, 1st season
Overall record, yrs.: 0-0, 1st season
Lettermen Returning/Lost: 6/6
2010-11 Record: 14-17
Series Record with SJSU: FSU - 78, SJSU - 74
Basketball SID: Stephen Trembley
Office Phone: (559) 278-2509
Cell Phone: (559) 270-4291
Email Address: strembley@csufresno.edu
Courtside Phone: (559) 347-3699
FAX Phone: (559) 278-2689
Web site: www.gobulldogs.com



TOP RETURNING LETTERMEN

NAME	POS.	HT.	CLASS	PPG.
Kevin Olekaibe	G	6-1	SO	12.0
Garrett Johnson	G	6-4	JR	8.1
Tyler Johnson	G	6-2	SO	4.4
Steven Shepp	G	6-2	SR	3.8
Jonathan Willis	G	6-6	SR	3.8

2011-12 Schedule

NOV. 11 ILLINOIS STATE
Nov. 14 #at Stanford
Nov. 15 #vs. Colorado State/SMU
Nov. 26 at North Dakota State
NOV. 30 ACADEMY OF ARTS
DEC. 3 UTAH
Dec. 7 at Colorado
Dec. 10 at Oregon
DEC. 17 CAL POLY
Dec. 19 at Boise State
Dec. 21 at Arizona State
Dec. 29 at Pacific
JAN. 2 BOISE STATE
Jan. 5 *at Utah State
jan. 7 *at Idaho
JAN. 12 *HAWAII
JAN. 14 *SAN JOSE STATE
JAN. 18 CAL STATE SAN MARCOS
Jan. 21 *at Nevada
Jan. 26 *at Louisiana Tech
Jan. 28 *at New Mexico State
FEB. 2 *IDAHO
FEB. 4 *UTAH STATE
Feb. 9 *at San Jose State
Feb. 11 *at Hawai'i
FEB. 18 ESPN Sears BracketBusters
FEB. 23 SEATTLE U.
FEB. 25 *NEVADA
MAR. 1 *LOUISIANA TECH
MAR. 3 *NEW MEXICO STATE
Mar. 8-10 at WAC Tournament



Rodney Terry



Kevin Olekaibe

- NIT Season Tip Off
* - Western Athletic Conference game

2011-12 Opponents



New Mexico State

January 19, 2012, San Jose, Calif., 7:30 p.m. (PST)

February 25, 2012, Las Cruces, N.M., 7:00 p.m. (MST)

Location: Las Cruces, N.M.

Nickname: Aggies

Head Coach: Marvin Menzies

Record, yrs. at school: 76-58, 4 seasons

Overall record, yrs.: 76-58, 4 seasons

Letterman Returning/Lost: 8/2

2010-11 Record: 16-17

Series Record with SJSU:

NMSU - 30, SJSU - 12

Basketball SID: Tiffany Franklin

Office Phone/Cell Phone: (575) 646-3929/(575) 642-2168

Email Address: tfrank@nmsu.edu

Courtside Phone: (575) 646-3400

Web site: www.nmstatesports.com



TOP RETURNING LETTERMEN

NAME	POS.	HT.	CLASS	PPG.
Hernst Laroche	G	6-1	SR	11.5
Tyrone Watson	F	6-5	JR	7.6
Hamidu Rahman	C	7-0	SR	7.2
Tshilidzi Nephawe	C	6-10	SO	5.6
Wendell McKines	F	6-6	SR	---

2011-12 Schedule

Nov. 12 at Northern Colorado
 Nov. 16 at New Mexico
 NOV. 19 UTEP
 Nov. 24 #Central Michigan
 Nov. 25 #UC Irvine/Southern Mississippi
 Nov. 26 #TBD
 NOV. 29 ARIZONA
 Dec. 4 at Southern Mississippi
 Dec. 11 at UTEP
 DEC. 14 WESTERN NEW MEXICO
 DEC. 19 SOUTHERN
 DEC. 21 McNEESE STATE
 DEC. 28 NEW MEXICO
 DEC. 31 ARKANSAS PINE BLUFF
 Jan. 2 at Cal State Bakersfield
 Jan. 7 *at Louisiana Tech
 JAN. 12 *UTAH STATE
 JAN. 14 *IDAHO
Jan. 19 *at San Jose State
 Jan. 21 *at Hawai'i
 JAN. 26 *NEVADA
 JAN. 28 *FRESNO STATE
 FEB. 4 *LOUISIANA TECH
 Feb. 9 *at Idaho
 Feb. 11 *at Utah State
 FEB. 14 NORTH NEW MEXICO
 FEB. 18 ESPN Sears BracketBusters
 FEB. 23 *HAWAII
FEB. 25 *SAN JOSE STATE
 Mar. 1 *at Nevada
 Mar. 3 *at Fresno State
 Mar. 8-10 at WAC Tournament
 #- Carrs/Safeway Great Alaska Shootout
 * - Western Athletic Conference game



Marvin Menzies



Hernst Laroche

Louisiana Tech

January 21, 2012, San Jose, Calif., 6:00 p.m. (PST)

February 23, 2012, Ruston, La., 8:00 p.m. (CST)

Location: Ruston, La.

Nickname: Bulldogs

Head Coach: Michael White

Record, yrs. at school: 0-0, 1st season

Overall record, yrs.: 0-0, 1st season

Letterman Returning/Lost: 6/5

2010-11 Record: 12-20

Series Record with SJSU: LTU - 13, SJSU - 9

Basketball SID: Phillip Pongratz

Office Phone/Cell Phone: (318) 257-5314/(931) 446-4001

Email Address: ppongatz@latech.edu

Courtside Phone: (318) 257-3144

FAX Phone: (318) 257-3757

Web site: www.latechsports.com



TOP RETURNING LETTERMEN


NAME	POS.	HT.	CLASS	PPG.
Brandon Gibson	G	6-5	JR	9.2
Kenyon McNeill	G	6-1	SO	8.7
Lonnie Smith	G	6-5	SO	6.1
Romario Souza	F/C	6-10	SR	3.7

2011-12 Schedule

NOV. 13 MISSISSIPPI COLLEGE
 Nov. 19 at UT-Arlington
 Nov. 25 #Maryland Eastern Shore
 Nov. 26 #Portland State
 Nov. 27 #at Wyoming
 Nov. 30 at Southeastern Louisiana
 Dec. 3 at Louisiana Monroe
 DEC. 6 NORTHWESTERN STATE
 Dec. 10 at Southern Mississippi
 Dec. 11 at McNeese State
 DEC. 14 McNEESE STATE
 DEC. 17 ARKANSAS LITTLE ROCK
 DEC. 20 NORTHEASTERN
 Dec. 22 at Arkansas
 DEC. 29 SPRING HILL
 Dec. 31 at SMU
 JAN. 7 *NEW MEXICO STATE
 JAN. 12 *IDAHO
 JAN. 14 *UTAH STATE
 Jan. 19 *at Hawai'i
Jan. 21 *at San Jose State
 JAN. 26 *FRESNO STATE
 JAN. 28 *NEVADA
 Feb. 4 *at New Mexico State
 Feb. 9 *at Utah State
 Feb. 11 *at Idaho
 FEB. 16 *NORTH DAKOTA
 FEB. 19 ESPN Sears BracketBusters
FEB. 23 *SAN JOSE STATE
 FEB. 25 *HAWAII
 Mar. 1 *at Fresno State
 Mar. 3 *at Nevada
 Mar. 8-10 at WAC Tournament
 #- Jim Thorpe Classic
 * - Western Athletic Conference game



Michael White



Brandon Gibson



2011-12 Opponents

Idaho

January 26, 2012, Moscow, Idaho. 7:05 p.m. (PST)
March 3, 2012, San Jose, Calif., 7:00 p.m. (PST)

Location: Moscow, Idaho
Nickname: Vandals
Head Coach: Don Verlin
Record, yrs. at school: 50-46, 3 seasons
Overall record, yrs.: 50-46, 3 seasons
Lettermen Returning/Lost: 7/5
2010-11 Record: 18-14
Series Record with SJSU: SJSU - 12, UI - 8
Basketball SID: Spencer Farrin
Office Phone: (208) 885-7065
Cell Phone: (208) 310-9610
Email Address: spencerf@uidaho.edu
Courtside Phone: (208) 885-0211
FAX Phone: (208) 885-0255
Web site: www.govandals.com



TOP RETURNING LETTERMEN

NAME	POS.	HT.	CLASS	PPG.
Kyle Barone	C	6-10	JR	10.5
Deremy Geiger	G	5-11	SR	8.7
Landon Tatum	G	5-11	SR	5.7
Stephen Madison	G	6-5	SO	3.7
Joe Kammerer	C	6-9	SO	0.6

2011-12 Schedule

Nov. 12 at Long Beach State
 NOV. 14 CONCORDIA (Ore.)
 Nov. 17 at Montana
 Nov. 21 Lewis-Clark State (Boise, Idaho)
 NOV. 26 MONTANA STATE
 NOV. 30 EASTERN WASHINGTON
 Dec. 3 at UC Davis
 DEC. 7 WASHINGTON STATE
 Dec. 9 at Oregon State
 Dec. 11 at Seattle U.
 DEC. 17 CAL STATE BAKERSFIELD
 Dec. 20 at Wright State
 Dec. 22 at Wisconsin-Green Bay
 Dec. 31 Boise State (Nampa, Idaho)
 JAN. 5 *NEVADA
 JAN. 7 *FRESNO STATE
 Jan. 12 *at Louisiana Tech
 Jan. 14 *at New Mexico State
 JAN. 21 *UTAH STATE
 JAN. 26 *SAN JOSE STATE
 JAN. 28 *HAWAII
 Feb. 2 *at Fresno State
 Feb. 4 *at Nevada
 FEB. 7 SEATTLE U.
 FEB. 9 *NEW MEXICO STATE
 FEB. 11 *LOUISIANA TECH
 FEB. 18 ESPN Sears BracketBusters
 Feb. 24 *at Utah State
 Mar. 1 *at Hawai'i
 Mar. 3 *at San Jose State
 Mar. 8-10 at WAC Tournament



Don Verlin



Kyle Barone

* - Western Athletic Conference game

Utah State

January 28, 2012, Logan, Utah, 7:05 p.m. (MST)
March 1, 2012, San Jose, Calif., 7:00 p.m. (PST)

Location: Logan, Utah
Nickname: Aggies
Head Coach: Stew Morrill
Record, yrs. at school: 324-103, 13 seasons
Overall record, yrs.: 542-241, 25 seasons
Lettermen returning/lost: 4/8
2010-11 Record: 30-4
Series Record with SJSU: USU - 47, SJSU - 21
Basketball SID: Doug Hoffman
Office Phone/Cell Phone: (435) 797-3714/(435) 881-8011
Email Address: doug.hoffman@usu.edu
Courtside Phone: (435) 797-1686
FAX Phone: (435) 797-2615
Web site: www.utahstateaggies.com



RETURNING LETTERMEN

NAME	POS.	HT.	CLASS	PPG.
Brockeith Pane	G	6-1	SR	11.8
Brady Jardine	F	6-7	SR	7.5
Morgan Grim	F	6-7	SR	2.6
E.J. Farris	G	6-2	JR	1.9

2011-12 Schedule

NOV. 11 BRIGHAM YOUNG
 Nov. 15 at Weber State
 NOV. 19 SOUTHERN UTAH
 Nov. 22 Texas A&M-Corpus Christi
 Nov. 26 Idaho State
 NOV. 30 DENVER
 Dec. 3 at Pacific
 DEC. 6 UTAH VALLEY
 Dec. 10 at Wichita State
 DEC. 17 SEATTLE U.
 DEC. 20 #UT-ARLINGTON
 DEC. 21 #SAINT PETER'S
 DEC. 23 #KENT STATE
 Dec. 31 at Mississippi State
 JAN. 5 *FRESNO STATE
 JAN. 7 *NEVADA
 Jan. 12 *at New Mexico State
 Jan. 14 *at Louisiana Tech
 JAN. 19 *at Seattle U.
 Jan. 21 *at Idaho
 JAN. 26 *HAWAII
 JAN. 28 *SAN JOSE STATE
 Feb. 2 *at Nevada
 Feb. 4 *at Fresno State
 FEB. 9 *LOUISIANA TECH
 FEB. 11 *NEW MEXICO STATE
 FEB. 14 MONTANA TECH
 Feb. 18 ESPN Sears BracketBusters
 FEB. 24 *IDAHO
 Mar. 1 *at San Jose State
 Mar. 3 *at Hawai'i
 Mar. 8-10 at WAC Tournament



Stew Morrill



Brockeith Pane

- World Vision Challenge
* - Western Athletic Conference game

2011-12 Opponents



142 TEAMS WILL PARTICIPATE IN THE TENTH ANNUAL



A record total of 142 teams – representing 16 collegiate athletic conferences – will compete in the three-day event (February 17-19), with the entire SEARS BracketBusters slate of matchups to be announced in late January.

Of the 71 games, a minimum of 13 will be televised, with six contests on ESPN2 which are simulcast on ESPN3. An additional five games will be aired on ESPNU and two exclusive games on ESPN3. Please consult your local listings for start times.

HOME TEAMS: Albany, Maine, New Hampshire, Vermont, Montana, Northern Arizona, Northern Colorado, Sacramento State, Weber State, Charleston Southern, Coastal Carolina, Gardner-Webb, Radford, Virginia Military Institute, Cal State Fullerton, Cal State Northridge, Pacific, UC Irvine, UC Riverside, Delaware, George Mason, Georgia State, Hofstra, Northeastern, Virginia Commonwealth, Butler, Cleveland State, Detroit, Green Bay, Milwaukee, Canisius, Iona, Loyola (Md.), Manhattan, Saint Peter's, Ball State, Bowling Green, Central Michigan, Kent State, Miami (Ohio), Ohio, Morgan State, Bradley, Creighton, Evansville, Illinois State, Missouri State, Austin Peay, Eastern Illinois, Eastern Kentucky, Jacksonville State, Murray State, SIU-Edwardsville, Appalachian State, Davidson, McNeese State, Nicholls State, Northwestern State, Sam Houston State, Southeastern Louisiana, Stephen F. Austin, Missouri-Kansas City, North Dakota State, Oral Roberts, South Dakota, South Dakota State, Idaho, Louisiana Tech, New Mexico State, Utah State and Loyola Marymount.

AWAY TEAMS: Binghamton, Boston University, Hartford, Maryland-Baltimore County, Stony Brook, Eastern Washington, Idaho State, Montana State, Portland State, Campbell, High Point, Liberty, Presbyterian, UNC-Asheville, Winthrop, Cal Poly, Long Beach State, UC Davis, UC Santa Barbara, Drexel, James Madison, UNC-Wilmington, Old Dominion, Towson, William & Mary, Illinois-Chicago, Loyola (Ill.), Valparaiso, Wright State, Youngstown State, Fairfield, Marist, Niagara, Rider, Siena, Akron, Buffalo, Eastern Michigan, Northern Illinois, Toledo, Western Michigan, Delaware State, Hampton, Drake, Indiana State, UNI, Southern Illinois, Wichita State, Morehead State, Southeast Missouri State, Tennessee-Martin, Tennessee State, Tennessee Tech, College of Charleston, Wofford, Central Arkansas, Lamar, Texas-Arlington, Texas-San Antonio, Texas A&M-Corpus Christi, Texas State, IUPUI, IUPUI, Oakland, Southern Utah, Western Illinois, Fresno State, Hawaii, Nevada, San Jose State and St. Mary's.





Team Records

WINS

Season23 (23-9), 1948
 Season, Fewest.....0 (0-6), 1918
 Winning Percentage857 (18-3), 1925
 Wins, Consecutive9, Jan. 30, 1948-Feb. 20, 1948
 9, Feb. 24, 1949-Dec. 15, 1949
 Wins, Home Consecutive12, Jan. 30, 1951-Jan. 3, 1952

POINTS

Game114, vs. Idaho State, Dec. 10, 1966
 Game, Opponent119, TCU, Feb. 7, 1998
 119, Purdue, Dec. 19, 1972
 Game, Fewest.....21, vs. San Francisco Olympic Club, 1936
 Half64, vs. Pepperdine, Feb. 10, 1967
 Half, Opponent.....61 (2nd half), TCU, Feb. 7, 1998
 Half, Fewest.....8, vs. Stanford, 1937
 8, vs. Santa Clara, 1937
 Overtime Period15 (1st OT), at Idaho, Feb. 3, 2011
 Overtime Period, Opponent.....15 (1st OT), Idaho, Feb. 3, 2011
 Season2,391 (33 games), 2011
 Season Average82.4 (1978 points, 24 games), 1969

FIELD GOALS MADE

Game51, vs. Idaho State, Dec. 10, 1966
 Game, Fewest.....8, vs. Santa Clara, 1936
 Game, Opponent.....50, TCU, Feb. 7, 1998
 Half27, vs. Idaho State, Dec. 10, 1966
 Half, Fewest2, vs. Santa Clara, 1937
 Percentage, Season49.3 (764-1547), 29 games, 1980
 Percentage, Game..72.1 (44-61) vs. Humboldt State, Nov. 28, 1975
 Percentage, Half 77.3 (17-22) vs. Memphis State, Jan. 26, 1988
 Season.....894 (894-1835), 29 games, 1975
 Season, Fewest438 (438-1293), 27 games, 1959

3-POINT FIELD GOALS MADE

Game14, vs. Louisiana Tech, Jan. 13, 2005
 Percentage, Game72.7 (8-11) at Montana, Dec. 5, 1998
 Percentage, Half.....100.0 (6-6) at Montana, Dec. 5, 1998
 Opponent, Game18, Northern Colorado, Dec. 21, 2009
 Opponent, Percentage, Game72.7 (8-11), Santa Clara, Dec. 1, 1998
 Opponent, Percentage, Half 85.7 (6-7), Pepperdine, Jan. 2, 1999
 Season.....207 (207-556), 33 games, 2011
 Opponent, Season.....231 (231-676), 33 games, 2011

FIELD GOALS ATTEMPTED

Game107, vs. Nevada, Dec. 8, 1968
 Half57, vs. Nevada, Dec. 8, 1968
 57, vs. Idaho State, Dec. 10, 1966
 Season2092, 30 games, 1950-51

3-POINT FIELD GOALS ATTEMPTED

Game32 (10-32), vs. Boise State, Jan. 6, 2011
 Opponent, Game ..37 (18-37), Northern Colorado, Dec. 21, 2009
 Season561, 32 games, 2002
 Opponent, Season676, 33 games, 2011

FREE THROWS MADE

Game42, vs. Mount Saint Mary's, Dec. 22, 2001
 Game, Fewest0, at Nevada, Feb. 14, 2007
 Opponent, Game, Fewest0, Louisiana Tech, Feb. 8, 2007
 Half.....26, vs. St. Mary's (Calif.), Feb. 14, 1955

Season568, 33 games, 2011
 Percentage, Season75.4 (568-753), 33 games, 2011
 Worst Percentage, Season.....57.3 (289-504), 25 games, 1952
 Worst Percentage, Game00.0 (0-2), at Nevada, Feb. 14, 2007
 11.1 (1-9), at Stanford, Dec. 10, 1988
 Percentage, Game100.0 (18-18), vs. Tulsa, Feb. 29, 2004
 Percentage, Half100.0 (14-14), vs. Nevada, Jan. 3, 1995
 100.0 (14-14), vs. Pacific, Feb. 4, 1978

FREE THROWS ATTEMPTED

Game61, vs. Mount Saint Mary's, Dec. 22, 2001
 Game, Fewest2, at Nevada, Feb. 14, 2007
 Half37 (second half), vs. Mount Saint Mary's, Dec. 22, 2001
 Half, Fewest0, at Nevada, Feb. 14, 2007
 0, at California, Nov. 30, 2005
 0, at UTEP, Jan. 4, 2003, & Jan. 22, 2005
 0, vs. Colorado State, Dec. 23, 1999
 0, vs. Saint Mary's, Dec. 18, 1999
 0, at Fresno State, Feb. 4, 1999
 0, vs. Santa Clara, Dec. 1, 1998
 0, vs. UC Irvine, Feb. 25, 1993
 0, vs. Pacific, Feb. 15, 1990
 0, vs. Fresno State, Mar. 1, 1984
 0, vs. Humboldt State, 1937 & 1939
 Season777, 27 games, 1954
 Season, Fewest413, 25 games, 1933

REBOUNDS

Game86, vs. Oregon, Jan. 3, 1952
 Game, Fewest17, at Utah, Jan. 23, 1999
 17, Stanford, Dec. 10, 1988
 Half45 vs. Oregon, Jan. 3, 1952
 Half, Fewest.....4, at Utah, Jan. 23, 1999
 Season.....1,492, 25 games, 1952
 Season, Fewest821, 26 games, 1982
 Season Average59.1, 25 games, 1952

ASSISTS

Game24, vs. Rice, Jan. 29, 2005
 24, vs. Menlo College, Nov. 27, 2002
 Game, Fewest3, at UC Santa Barbara, Jan. 16, 1995
 3, at CS Long Beach, Jan. 14, 1995
 Opponent, Game35, Kentucky, Mar. 14, 1996
 Season512, 29 games, 1977
 Season, Fewest.....260, 30 games, 1950
 Season, Average17.7, 29 games, 1977
 Opponent, Season507, 31 games, 2010

BLOCKED SHOTS (Since 1986)

Game11, vs. Idaho, Mar. 6, 2007
 Opponent, Game13, Michigan State, Dec. 19, 2007
 13, SMU, Feb. 6, 2003
 Season106, 29 games, 1988
 Season, Fewest28, 28 games, 2003
 Opponent, Season138, 29 games, 2005

STEALS (Since 1986)

Game20, vs. Menlo, Nov. 27, 1998
 Opponent, Game19, New Mexico State, Feb. 24, 1990
 Season226, 28 games, 1986
 Season, Fewest115, 26 games, 1998
 Opponent, Season223, 32 games, 2008

Event Center Records



POINTS

San Jose State player42, Adrian Oliver, vs. Puget Sound, Dec. 22, 2010
 Opponent player44, Lee Nailon, TCU, Feb. 7, 1998
 San Jose State.....101 (4 OT), vs. Boise State, Jan. 6, 2011
 Opponent119, TCU, Feb. 7, 1998
 Half, most points61, vs. New Mexico State, Jan. 23, 2010
 Half, most opponent points61 (2nd half), TCU, Feb. 7, 1998
 Overtime, most points27 (four overtimes, 6-10-8-3), vs. Boise State, Jan. 6, 2011
 Overtime, most points in one period..14, vs. TCU, Feb. 24, 2001
14, vs. Fresno State, Jan. 17, 1991
 Opponent, overtime, most points 28 (four overtimes, 6-10-8-4), Boise State, Jan. 6, 2011
 Opponent, overtime, most points in one period15, Rice, Feb. 1, 2003

FIELD GOALS

San Jose State player14, Olivier Saint-Jean, vs. Wyoming, Feb. 22, 1997
14, Sam Allen, vs. CS Fullerton, Mar. 3, 1996
 Opponent player19, Lee Nailon, TCU, Feb. 7, 1998
 San Jose State35, vs. Nevada, Feb. 26, 1994
 Opponent50, TCU, Feb. 7, 1998

FIELD GOALS ATTEMPTED

San Jose State player.....27, Adrian Oliver vs. Santa Clara, Dec. 10, 2010
 Opponent player31, Lee Nailon, TCU, Feb. 7, 1998
 San Jose State85, vs. Boise State, Jan. 6, 2011
 Opponent88, TCU, Feb. 7, 1998

3-POINT FIELD GOALS

San Jose State player7, Adrian Oliver, vs. Puget Sound, Dec. 22, 2010
 Opponent player.....8, Ross Schraeder, UC Irvine, Dec. 17, 2004
 San Jose State14, vs. Louisiana Tech, Jan. 13, 2005
 San Jose State, percentage (min. 10 made)60.0 (12-20), New Mexico State, Jan. 23, 2010
 Opponent14, Fresno State, Jan. 13, 2007
 Opponent, percentage (min. 10 made)66.7 (10-15), Fresno State, Feb. 3, 2001

3-POINT FIELD GOALS ATTEMPTED

San Jose State player17, Michael Quinney, vs. Fresno State, Feb. 18, 1998
17, Michael Quinney, vs. TCU, Feb. 7, 1998
 Opponent player.....17, Dante Swanson, Tulsa, Jan. 30, 2003
 San Jose State32, vs. Boise State, Jan. 6, 2011
 Opponent36, Fresno State, Feb. 11, 2006

FREE THROWS

San Jose State player24, Brandon Hawkins, vs. Mount Saint Mary's, Dec. 22, 2001
 Opponent player..13, Aaron Wilhite, CS Fullerton, Jan. 14, 1991
 Opponent, game percentage100.0 (12-12), Cecil Brown, UC Santa Barbara, Feb. 18, 2006
 San Jose State42, vs. Mount Saint Mary's, Dec. 22, 2001
 Opponent33, Nevada, Dec. 27, 2001

FREE THROWS ATTEMPTED

San Jose State player31, Brandon Hawkins, vs. Mount Saint Mary's, Dec. 22, 2001
 Opponent player15, La'Shard Anderson, Boise State, Jan. 6, 2011
15, Aaron Wilhite, CS Fullerton, Jan. 14, 1991
 San Jose State61, vs. Mount Saint Mary's, Dec. 22, 2001
 Opponent49, New Mexico State, Jan. 27, 2007

REBOUNDS

San Jose State player19, Marion Thurmond, vs. Notre Dame de Namur, Dec. 18, 2001
19, Will Trawick, vs. Hawai'i, Feb. 26, 1998
19, Marmet Williams, vs. Saint Mary's, Dec. 18, 1997
 Opponent player21, John Bryant, Santa Clara, Dec. 3, 2008
 San Jose State62, vs. William Jessup, Nov. 16, 2009
 Opponent57, Louisiana Tech, Feb. 15, 2006

ASSISTS

San Jose State player12, Tito Addison, vs. Nevada, Feb. 10, 1996
 Opponent player13, Mike Jones, TCU, Feb. 7, 1998
 San Jose State24, vs. Rice, Jan. 29, 2005
24, vs. Menlo College, Nov. 26, 2002
 Opponent27, TCU, Feb. 7, 1998

BLOCKS

San Jose State player6, Menelik Barbary, vs. Louisiana Tech, Jan. 26, 2006
6, Menelik Barbary, vs. Utah State, Jan. 5, 2006
6, Marquin Chandler, vs. Montana State, Nov. 24, 2004
 Opponent player.....8, Hiram Fuller, Fresno State, Feb. 19, 2003
 San Jose State9, vs. Utah State, Jan. 5, 2006
9, vs. UC Santa Barbara, Nov. 24, 1999
 Opponent11, Nevada, Mar. 2, 2006
11, Hawaii, Feb. 4, 2006

STEALS

San Jose State player.....6, Justin Graham, vs. Santa Clara, Dec. 10, 2010
6, Antonio Lawrence, vs. CS Monterey Bay, Dec. 7, 2002
6, Ben Sanders, vs. Pepperdine, Jan. 2, 1999
6, Olivier Saint-Jean, vs. San Diego State, Feb. 1, 1997
 Opponent player6, Mike Mitchell, New Mexico State, Jan. 28, 2006
6, Thomas Washington, College of Notre Dame, Jan. 3, 2000
6, Jay Goodman, Utah State, Jan. 26, 1993
 San Jose State20, vs. Menlo College, Nov. 27, 1998
 Opponent15, CS Fullerton, Jan. 30, 1992



Individual Records

POINTS

Game42, Adrian Oliver, vs. Puget Sound, Dec. 22, 2011
 Half30, Adrian Oliver, vs. Puget Sound, Dec. 22, 2011
 Season743, Adrian Oliver, 31 games, 2011
 Season Average24.2, Ricky Berry, 29 games, 1988
 Career1,767, Ricky Berry, 84 games, 1986-88
 Career Average21.9, Adrian Oliver, 80 games, 2009-11
 30 or more, Consecutive2, Adrian Oliver, Feb. 12,
 vs. Nevada, & Feb. 15, 2011, vs. Montana State
2, Adrian Oliver, Feb. 22,
 vs. Seattle U., & Feb. 25, 2010, vs. Nevada
2, Adrian Oliver, Dec. 9,
 vs. Cal State Bakersfield & Dec. 18, 2009, at UC Irvine
 2, Marquin Chandler, Jan. 29, vs. Rice & Feb. 5, 2005 vs. Hawaii
2, Olivier Saint-Jean, Jan. 23,
 at Wyoming & Jan. 25, 1997, at Colorado State
2, Olivier Saint-Jean, Feb. 10,
 at Tulsa & Feb. 13, 2005 at Air Force
 30 or more, Season8, Adrian Oliver, 31 games, 2010
 30 or more, Career17, Adrian Oliver, 80 games, 2009-11

FIELD GOALS MADE

Game17, Stan Hill, vs. Sacramento State, Jan. 5, 1978
 Game Percentage100.0 (10-10), Mike Brotherton, vs.
 New Mexico State, Feb. 23, 1991
 Season250, Ricky Berry, 29 games, 1988
 Season Percentage63.9 (131-205), Mickey Jackson, 1980
 Career619, Ricky Berry, 84 games, 1986-88
 Career Percentage58.7 (278-473), Mickey Jackson,
 56 games, 1979-80
 Multi-Game, Consecutive11, Menelik Barbary, vs.
 Portland (3-3, second half), Cal Poly (6-6), San Diego (2-2),
 Nov. 11, 2005 through Nov. 23, 2005
 One-Game, Consecutive10, Mike Brotherton, vs.
 New Mexico State, Feb. 23, 1991

3-POINT FIELD GOALS MADE

Game7, Adrian Oliver, vs. Puget Sound, Dec. 22, 2011
7, Robert Owens, at New Mexico State, Feb. 6, 2010
7, Mac Peterson, at Fresno State, Jan. 11, 2010
7, Terrance Richmond, at Montana, Dec. 5, 1998
 Game, Consecutive7, Adrian Oliver,
 vs. Puget Sound, Dec. 22, 2011
 Consecutive8 (3 vs. Rice & 5 vs. Hawaii), Marquin Chandler,
 Jan. 29 through Feb. 5, 2005
 Opponent, Game9 (9-10), Mike Hall, Idaho, Jan. 24, 2008
 Season78, Robert Owens, 31 games, 2010
 Career153, Tim Pierce, 86 games, 2007-09
 Season, Percentage44.5 (57-128), Ricky Berry, 28 games, 1988
 Career, Percentage45.9 (113-246), Ricky Berry, 1986-88

FIELD GOALS ATTEMPTED

Game33, Buster Burgos, vs. Arizona, Dec. 18, 1953
 Season514, Johnnie Skinner, 25 games, 1971
 Career1,536, Stu Inman, 123 games, 1947-50

3-POINT FIELD GOALS ATTEMPTED

Game17, Michael Quinney, vs. Fresno State, Feb. 18, 1998
 Opponent, Game17, Dante Swanson, Tulsa, Jan. 30, 2003
 Season202, Tim Pierce, 32 games, 2008
 Career471, Tim Pierce, 86 games, 2007-09

FREE THROWS MADE

Game24, Brandon Hawkins,
 vs. Mount Saint Mary's, Dec. 22, 2001
 Game Percentage100.0 (16-16),
 Carroll Williams, vs. Loyola (Calif.), Jan. 22, 1955
 Opponent, Game Percentage100.0 (12-12),
 Cecil Brown, UC Santa Barbara, Feb. 18, 2006
 Season188, Adrian Oliver, 31 games, 2010
 Season Percentage88.7 (188-212), Adrian Oliver, 2010
 Career442, Adrian Oliver, 80 games, 2009-11
 Career Percentage83.6 (442-529), Adrian Oliver, 2009-11
 Consecutive31, Carroll Williams, 4 games, Jan. 14-28, 1955

FREE THROWS ATTEMPTED

Game31, Brandon Hawkins,
 vs. Mount Saint Mary's, Dec. 22, 2001
 Opponent16, Antonio Meeking, Louisiana Tech, Feb. 8, 2003
 Season225, Carroll Williams, 27 games, 1954
 Career552, Carroll Williams, 75 games, 1953-55

REBOUNDS

Game28, Marv Branstrom, vs. Arizona State, Dec. 4, 1956
 Opponent, Game
28, Paul Millsap, Louisiana Tech, Feb. 15, 2006
 Season376, George Clark, 23 games, 1952
 Season Average16.4 (376), George Clark, 23 games, 1952
 Career864, Marv Branstrom, 76 games, 1955-57
 Career Average11.42, George Clark, 75 games, 1950-52

ASSISTS

Game17, Ken Mickey, vs. Illinois State, Jan. 12, 1977
 Season203, Ken Mickey, 29 games, 1977
 Season Average7.0, Ken Mickey, 29 games, 1977
 Career508, Justin Graham, 119 games, 2008-11
 Career Average5.8, Ken Mickey, 82 games, 1975-76

BLOCKED SHOTS

Game9, Menelik Barbary, vs. Idaho, Mar. 6, 2007
 Season62, Gerald Thomas, 29 games, 1988
 Career127, Gerald Thomas, 113 games, 1984, 1986-88

STEALS

Game6, Justin Graham, vs. Santa Clara, Dec. 10, 2010
6, Carlton Spencer, vs. New Mexico State, Jan. 27, 2007
6, Antonio Lawrence, vs. CS Monterey Bay, Dec. 7, 2002
6, Ben Sanders, vs. Pepperdine, Jan. 2, 1999
6, Olivier Saint-Jean, vs. San Diego State, Feb. 1, 1997
6, Brad Quinet, at Portland, Dec. 14, 1996
 Season73, Justin Graham, 32 games, 2011
 Career209, Justin Graham, 119 games, 2008-11

"DOUBLE-DOUBLES" (since 1969)

Season13, Coby Dietrick, 1970
 Consecutive9, Coby Dietrick, 1970
 Career25, Chris McNealy, 81 games, 1981-83

"TRIPLE-DOUBLES"

Season1, Brandon Hawkins (18 pts., 11 rebs., 10 assts.),
 vs. Notre Dame De Namur Dec. 18, 2001

The Last Time



A PLAYER SCORED 30 OR MORE POINTS:

30, by Adrian Oliver, at Boise State, Mar. 5, 2011.

AN OPPONENT SCORED 30 OR MORE POINTS:

31, by La'Shard Anderson, Boise State, Jan. 6, 2011.

A PLAYER COLLECTED 20 OR MORE REBOUNDS:

22, by Chris McNealy, at Utah, Dec. 7, 1981.

AN OPPONENT COLLECTED 20 OR MORE REBOUNDS:

21, by John Bryant, Santa Clara, Dec. 3, 2008.

A PLAYER COLLECTED 10 OR MORE ASSISTS:

13, by Justin Graham, vs. Northern Colorado, Dec. 20, 2008.

AN OPPONENT COLLECTED 10 OR MORE ASSISTS:

10, by Jeremiah Ostrowski, Hawai'i, Mar. 3, 2011.

A PLAYER HAD 5 OR MORE STEALS:

6, by Justin Graham, vs. Santa Clara, Dec. 10, 2010.

AN OPPONENT HAD 5 OR MORE STEALS:

5, by Shawn Henderson, Feb. 3, 2011.

A PLAYER HAD 5 OR MORE BLOCKED SHOTS:

5, by Chris Oakes, vs. Boise State, Jan. 14, 2010.

AN OPPONENT HAD 5 OR MORE BLOCKED SHOTS:

6, by Tai Wesley, Utah State, Mar. 13, 2008.

A PLAYER MADE 10 OR MORE FIELD GOALS:

12, by Adrian Oliver, vs. New Mexico State, Feb. 23, 2011.

AN OPPONENT MADE 10 OR MORE FIELD GOALS:

11, by Malik Story, Nevada, Feb. 12, 2011.

A PLAYER ATTEMPTED 20 OR MORE FIELD GOALS:

21, by Adrian Oliver, vs. Idaho, Mar. 10, 2011.

AN OPPONENT ATTEMPTED 20 OR MORE FIELD GOALS:

21, by Malik Story, Nevada, Feb. 12, 2011.

A PLAYER MADE 10 OR MORE FREE THROWS:

12, by Adrian Oliver, at Boise State, Mar. 5, 2011.

AN OPPONENT MADE 10 OR MORE FREE THROWS:

10, by Joston Thomas, Hawai'i, Mar. 9, 2011.

A PLAYER MADE 5 OR MORE 3-POINT FIELD GOALS:

6, by Adrian Oliver, vs. Idaho, Mar. 10, 2011

6, by Keith Shamburger, vs. Idaho, Mar. 10, 2011.

AN OPPONENT MADE 5 OR MORE 3-POINT FIELD GOALS:

6, by Zane Johnson, Hawai'i, Mar. 3, 2011.

A PLAYER ATTEMPTED 10 OR MORE 3-POINT FIELD GOALS:

10, by Adrian Oliver, vs. Utah State, Mar. 11, 2011.

AN OPPONENT ATTEMPTED 10 OR MORE 3-POINT FIELD GOALS:

15, by Kevin Olekaibe, Fresno State, Jan. 29, 2011.

SAN JOSE STATE SCORED 100 OR MORE POINTS:

101 (102-101, 4 OT loss) vs. Boise State, Jan. 6, 2011.

AN OPPONENT SCORED 100 OR MORE POINTS:

102 (102-101, 4 OT), by Boise State, Jan. 6, 2011.

SAN JOSE STATE SHOT AT LEAST 60 PERCENT FROM THE FIELD IN A GAME:

60.0 (30-of-50) at Utah Valley, Dec. 5, 2009.

SAN JOSE STATE HAD THREE OR MORE PLAYERS WITH 10 OR MORE REBOUNDS IN A GAME:

17 by Chris Oakes, 15 by Tim Pierce, and 10 by C.J. Webster, vs. William Jessup, Dec. 28, 2008.

SAN JOSE STATE HAD FIVE PLAYERS WITH 10 OR MORE POINTS IN A GAME:

21 by Justin Graham, 18 by Adrian Oliver, 15 by Chris Jones, and 12 by Keith Shamburger and Wil Carter, at UC Irvine, Dec. 4, 2010.

SAN JOSE STATE HAD TWO OR PLAYERS WITH 10 OR MORE POINTS & 10 OR MORE REBOUNDS IN A GAME:

13 points and 10 rebounds by Wil Carter, and 35 points and 10 rebounds by Adrian Oliver, vs. Montana State, Feb. 15, 2011.

SAN JOSE STATE HAD A PLAYER SCORE 30 OR MORE POINTS IN SUCCESSIVE GAMES:

30, vs. Nevada, on Feb. 12, 2011, and 35, vs. Montana State on Feb. 15, 2011, by Adrian Oliver.

A TEAM SHOT AT LEAST 60 PERCENT FROM THE FIELD IN A GAME VS. SAN JOSE STATE:

61.7 (29-of-47), by Utah State, Feb. 13, 2010.

SAN JOSE STATE WON BY 30 OR MORE POINTS:

33 (95-62) vs. Puget Sound, Dec. 22, 2011.

SAN JOSE STATE LOST BY 30 OR MORE POINTS:

38 (84-46) by Nevada, Feb. 7, 2008.

SAN JOSE STATE WON FIVE OR MORE STRAIGHT GAMES:

5, Dec. 5, 1998 through Dec. 27, 1998.

SAN JOSE STATE WON AN IN-SEASON TOURNAMENT:

2007 First Shot Exempt Tournament in Murfreesboro, Tenn.

SAN JOSE STATE BEAT A NATIONALLY-RANKED TEAM:

Alabama was ranked 19th in the Associated Press poll on Dec. 27, 1996, when San Jose State posted a 60-59 overtime win in the Comerica Cable Car Classic.



Career Leaders

TOTAL POINTS

Name	Seasons	Games	FG	3FG	FT	Points
1 Ricky Berry	1986-88	84	619	113	416	1,767
2 Adrian Oliver	2009-11	80	585	138	442	1,750
3 Stu Inman	1947-50	123	591	0	322	1,504
4 Wally Rank	1977-80	102	562	0	308	1,432
5 Justin Graham	2007-11	119	460	57	295	1,272
6 Chris McNealy	1981-83	81	504	2	226	1,236
7 Coby Dietrick	1968-70	72	465	0	243	1,173
8 Terry Cannon	1990-92, 94	97	414	114	209	1,139
9 Johnnie Skinner	1971-73	73	481	0	174	1,136
10 Ken Mickey	1974, 76-77	82	427	0	271	1,125

FIELD GOALS MADE

Name	Seasons	Games	Attempts	Made
1 Ricky Berry	1986-88	84	1,301	619*
2 Stu Inman	1947-50	123	1,506	591
3 Adrian Oliver	2009-11	80	1,347	585
4 Wally Rank	1977-80	102	1,207	562
5 Chris McNealy	1981-83	81	914	504**
6 Sid Williams	1978-81	111	958	485
7 Johnnie Skinner	1971-73	73	1,142	481
8 Coby Dietrick	1968-70	72	1,054	465
9 Justin Graham	2007-11	119	1,024	460
10 Ken Mickey	1974, 76-77	82	865	427

FIELD GOALS ATTEMPTED

Name	Seasons	Games	Made	Attempts
1 Stu Inman	1947-50	123	591	1,536
2 Ricky Berry	1986-88	84	619	1,309
3 Wally Rank	1977-80	102	562	1,207
4 Johnnie Skinner	1971-73	73	481	1,142
5 Coby Dietrick	1968-70	72	465	1,054
6 Justin Graham	2007-11	119	460	1,024
7 S.T. Saffold	1964-66	72	421	970
8 Sid Williams	1978-81	111	485	958
9 Eddie Diaz	1956-58	76	348	949
10 Terry Cannon	1990-92, 94	97	414	934

FIELD GOAL PERCENTAGE (Minimum four made per game played)

Name	Seasons	Games	FG	FGA	Pct.
1 Mickey Johnson	1979-80	56	278	473	.588
2 Earl Hogue	1974-76	75	315	568	.555
3 Chris McNealy	1981-83	81	504	914	.551
4 Dick Groves	1968-69	41	183	338	.541
5 Stony Evans	1984-85	57	246	461	.534
6 Menelik Barbary	2006-07	61	245	461	.531
7 Ward Farris	1982, 84-86	83	339	644	.526
8 Stan Hill	1977-78	50	214	415	.516
9 Darnell Williams	2000-01	58	288	562	.512
10 Ron Fair	1974-76	82	361	708	.509

3-POINT FIELD GOALS MADE

Name	Seasons	Games	Attempts	Made
1 Tim Pierce	2007-09	86	471	153
2 Adrian Oliver	2009-11	80	361	138
3 Robert Owens	2009-10	61	315	125
4 Michael Quinney	1998-99	54	336	123
5 Tito Addison	1995-97	84	375	122
6 Jason Allen	1991-94	97	340	120
7 Terry Cannon	1990-92, 94	97	304	114
8 Ricky Berry	1986-88	84	246	113
9 Billy Landram	2000-01	58	315	106
10 Steve Haney	1988-89	45	233	103

3-POINT FIELD GOALS ATTEMPTED

Name	Seasons	Games	Made	Attempts
1 Tim Pierce	2007-09	86	153	471
2 Tito Addison	1995-97	84	122	375
3 Adrian Oliver	2009-11	80	138	361
4 Jason Allen	1991-94	97	120	340
5 Michael Quinney	1998-99	54	123	336
6 Robert Owens	2009-10	61	125	315
Billy Landram	2000-01	58	106	315
8 Terry Cannon	1990-92, 94	97	114	304
9 Brad Quinet	1995, 97	55	77	263
10 Mac Peterson	2008-10	84	98	259

3-POINT FIELD GOAL PERCENTAGE

(Minimum 1.0 made per game played and 50 made)

Name	Seasons	Games	3FG	3FGA	Pct.
1 Ricky Berry	1986-88	84	113	246	.459
2 Steve Haney	1988-89	45	103	233	.442
3 Robert Owens	2009-10	61	125	315	.397
4 Marquin Chandler	2004-05	57	59	149	.396
5 Phil Calvert	2002, 04	57	71	185	.384
6 Brett Lilly	1999, 2003-04	59	92	240	.383
7 Adrian Oliver	2009-11	80	138	361	.382
8 Mac Peterson	2008-10	84	98	259	.378
9 Terry Cannon	1990-92, 94	97	114	304	.375
10 Alex Elam	2005-06	59	96	257	.374

FREE THROWS MADE

Name	Seasons	Games	Attempts	Made
1 Adrian Oliver	2009-11	80	529	442
2 Carroll Williams	1953-55	75	552	441
3 Ricky Berry	1986-88	84	507	416
4 Stu Inman	1947-50	123	498	322
5 Wally Rank	1977-80	102	450	308
6 Eddie Diaz	1956-58	76	433	299
7 Justin Graham	2007-11	119	441	295
8 Ken Mickey	1974, 76-77	82	357	271
9 Marmet Williams	1994-98	112	368	267
10 Olivier Saint-Jean	1996-97	51	354	260



Career Leaders

FREE THROWS ATTEMPTED

Name	Seasons	Games	Made	Attempts
1 Carroll Williams	1953-55	75	441	552
2 Adrian Oliver	2009-11	80	442	529
3 Ricky Berry	1986-88	84	416	507
4 Stu Inman	1947-50	123	322	498
5 Wally Rank	1977-80	102	308	450
6 Justin Graham	2007-11	119	295	441
7 Eddie Diaz	1956-58	76	299	433
8 Bob Hagen	1947-49	81	207	370
9 Marv Branstrom	1956-58	76	186	368
Marmet Williams	1994-98	112	267	368

FREE THROW PERCENTAGE

(Minimum 2.0 made per game played and 50 games played)

Name	Seasons	Games	FT	FTA	Pct.
1 Adrian Oliver	2009-11	80	442	529	.836
2 Ricky Berry	1986-88	84	416	507	.821
3 Carroll Williams	1953-55	75	441	552	.799
4 Doug Murrey	1978-81	88	173	219	.789
5 Gil Egeland	1956-58	73	165	210	.786
6 Pete Miller	1974-75	55	128	164	.780
7 Brandon Hawkins	2002-03	50	237	304	.779
8 Lossie Mitchel	1992-94	52	116	150	.773
9 Brad Quinet	1995-97	55	161	211	.763
10 Ken Mickey	1974, 76-77	82	271	357	.759

REBOUNDS

Name	Seasons	Games	Amount
1 Marv Branstrom	1956-58	76	864
2 George Clark	1950-52	75	857
3 Coby Dietrick	1968-70	72	759
4 S.T. Saffold	1964-66	72	705
5 Reggie Owens	1985-87	86	692
6 Chris McNealy	1981-83	81	678
7 Wally Rank	1977-80	102	662
8 Chris Oakes	2008-10	83	661
9 Kevin Logan	1990-93	106	608
10 Pat Hamm	1969-71	72	557

ASSISTS

Name	Seasons	Games	Amount
1 Justin Graham	2007-11	119	508
2 Michael Dixon	1982-85	107	477
3 Ken Mickey	1974, 76-77	82	476
4 Mike Mendez	1978-81	108	469
5 Marmet Williams	1994-98	112	318
6 Ricky Berry	1986-88	84	266
7 Terry Cannon	1990-92	97	259
8 Tito Addison	1995-97	84	255
9 Rodney Scott	1987-89	71	247
10 R.J. Powell	1999-2000	54	206
Adrian Oliver	2009-11	80	206

BLOCKED SHOTS (Since 1979)

Name	Seasons	Games	Amount
1 Gerald Thomas	1984, 86-88	113	127
2 Chris Oakes	2008-10	83	111
3 Menelik Barbary	2006-07	61	87
4 Chris McNealy	1981-83	81	81
5 Darnell Williams	2000-01	58	75
6 Lance Holloway	2004, 06-08	87	58
7 Kevin Logan	1990-93	106	58
8 Mike Brotherton	1991, 93-95	104	55
9 Marion Thurmond	2001-02	60	44
10 Daryl Scott	1990, 92-93	81	42

STEALS (Since 1979)

Name	Seasons	Games	Amount
1 Justin Graham	2007-11	119	209
2 Tito Addison	1995-97	84	125
3 Mike Mendez	1979-81	86	114
4 Terry Cannon	1990-92, 94	97	113
5 Marmet Williams	1994-98	112	111
6 Chris McNealy	1981-83	81	109
7 Michael Dixon	1982-85	107	106
8 Ward Farris	1981, 84-86	83	93
9 Ricky Berry	1986-88	84	83
10 Reggie Owens	1985-87	86	81



Tito Addison



Michael Quinet



Marv Branstrom



Michael Dixon



Gerald Thomas



1,000-Point Club



1. RICKY BERRY (1986-88)

Season	G	FG-FGA	Pct.	3FG-FGA	Pct.	FT-FTA	Pct.	REB	Avg.	A	Avg.	Pts.	Avg.
1986	28	179-369	48.5	24-40	60.0	137-164	83.5	138	4.9	85	3.0	519	18.5
1987	27	190-412	46.1	32-78	41.0	134-165	81.2	121	4.5	68	2.5	546	20.2
1988	29	250-520	48.1	57-128	44.5	145-178	81.5	210	7.2	113	3.9	702	24.2
Career	84	619-1301	47.6	113-246	45.9	416-507	82.1	469	5.6	266	3.2	1767	21.0



2. ADRIAN OLIVER (2009-11)

Season	G	FG-FGA	Pct.	3FG-FGA	Pct.	FT-FTA	Pct.	REB	Avg.	A	Avg.	Pts.	Avg.
2009	18	109-252	43.3	17-65	26.2	73-97	75.3	41	2.3	39	2.4	308	17.1
2010	31	230-526	43.7	51-125	40.8	188-212	88.7	164	5.3	89	2.9	699	22.5
2011	31	246-569	43.2	70-171	40.9	181-220	82.3	165	5.3	96	3.1	743	24.0
Career	80	585-1347	43.4	138-361	38.2	442-529	83.6	370	4.6	206	2.6	1750	21.9



3. STU INMAN (1947-50)

Season	G	FG-FGA	Pct.	FT-FTA	Pct.	REB	Avg.	A	Avg.	Pts.	Avg.
1947	28	64		43-86	50.0					171	6.1
1948	32	156		84-123	68.3					396	12.4
1949	35	213		95-150	63.3					521	14.9
1950	28	158-454	34.6	100-139	71.7					416	14.9
Career	123	591-1536	38.5	322-498	64.7					1504	12.2



4. WALLY RANK (1977-80)

Season	G	FG-FGA	Pct.	FT-FTA	Pct.	REB	Avg.	A	Avg.	Pts.	Avg.
1977	24	92-223	41.3	43-74	58.1	120	5.0	30	1.3	227	9.5
1978	24	147-301	48.8	59-97	60.8	177	7.4	17	0.7	353	14.7
1979	25	144-322	44.7	89-110	80.9	162	6.5	29	1.2	377	15.1
1980	29	179-361	49.5	117-169	69.2	203	7.0	53	1.8	475	16.3
Career	102	562-1207	46.5	308-450	68.4	662	6.5	129	1.3	1432	14.0



5. JUSTIN GRAHAM (2007-2011)

Season	G	FG-FGA	Pct.	3FG-FGA	Pct.	FT-FTA	Pct.	REB	Avg.	A	Avg.	Pts.	Avg.
2007		Redshirt											
2008	26	91-197	46.2	15-35	42.9	80-111	72.1	63	2.4	76	2.9	277	10.7
2009	30	95-203	46.8	2-19	10.5	56-84	66.7	112	3.7	142	4.7	248	8.3
2010	31	111-236	47.0	3-20	15.0	67-108	62.0	157	5.1	149	4.8	292	9.4
2011	32	163-388	42.0	37-89	41.6	92-138	66.7	144	4.5	141	4.4	455	14.2
Career	119	460-1024	44.9	57-163	34.9	295-441	66.9	476	4.0	508	4.3	1272	10.7



6. CHRIS McNEALY (1981-83)

Season	G	FG-FGA	Pct.	3FG-FGA	Pct.	FT-FTA	Pct.	REB	Avg.	A	Avg.	Pts.	Avg.
1981	30	149-296	50.3			50-84	59.5	193	6.4	96	3.2	348	11.6
1982	23	138-250	55.8			71-113	62.8	222	9.6	35	1.5	347	15.1
1983	28	217-368	58.9	2-5	40.0	105-157	66.9	263	9.4	72	2.6	541	19.3
Career	81	504-914	55.1	2-5	40.0	226-354	63.8	678	8.4	203	2.5	1236	15.3



7. COBY DIETRICK (1968-70)

Season	G	FG-FGA	Pct.	FT-FTA	Pct.	REB	Avg.	A	Avg.	Pts.	Avg.
1968	25	149-357	41.7	65-99	65.7	265	10.6			363	14.5
1969	24	141-322	43.4	86-129	66.6	229	9.5			368	15.3
1970	23	175-375	46.7	92-136	67.6	265	11.5			442	19.2
Career	72	465-1054	44.1	243-364	66.7	759	10.5			1173	16.3



1,000 Point Club



7. TERRY CANNON (1990-94)

Season	G	FG-FGA	Pct.	3FG-FGA	Pct.	FT-FTA	Pct.	REB	Avg.	A	Avg.	Pts.	Avg.
1990	26	65-152	42.8	9-33	27.3	37-49	75.5	49	1.9	73	2.8	176	6.8
1991	27	127-265	47.9	36-83	43.4	49-63	77.8	76	2.8	82	3.0	339	12.6
1992	17	75-216	34.7	22-85	25.9	51-62	82.3	52	3.1	45	2.6	221	13.0
1993		Redshirt											
1994	27	147-301	48.8	37-103	35.9	72-107	67.3	78	2.9	59	2.2	403	14.9
Career	97	414-934	44.3	114-384	37.5	209-281	74.4	255	2.6	259	2.7	1139	11.7




8. JOHNNIE SKINNER (1971-73)

Season	G	FG-FGA	Pct.	FT-FTA	Pct.	REB	Avg.	A	Avg.	Pts.	Avg.
1971	25	197-514	38.3	72-115	62.6	101	4.0			466	18.6
1972	23	111-251	40.2	34-48	70.8	61	2.6			256	11.1
1973	25	173-377	45.9	68-82	82.4	90	3.6			414	16.6
Career	73	481-1142	42.1	174-245	71.0	252	3.5			1136	15.6



9. KEN MICKEY (1974, 76-77)

Season	G	FG-FGA	Pct.	FT-FTA	Pct.	REB	Avg.	A	Avg.	Pts.	Avg.
1974	26	135-297	45.4	78-109	71.5	91	3.5	128	4.1	348	13.3
1976	27	134-255	52.5	77-100	77.0	90	3.3	145	5.3	347	12.9
1977	29	158-313	50.5	114-148	77.0	112	3.9	203	7.0	430	14.8
Career	82	427-865	49.4	271-357	75.9	293	3.6	476	5.7	1125	13.7



10. SID WILLIAMS (1978-81)

Season	G	FG-FGA	Pct.	FT-FTA	Pct.	REB	Avg.	A	Avg.	Pts.	Avg.
1978	27	92-197	46.7	38-60	63.3	115	4.3	17	0.6	212	7.9
1979	26	123-263	46.8	18-29	62.1	90	3.5	30	1.2	264	10.2
1980	28	72-164	43.9	11-19	57.8	89	3.1	23	0.8	155	5.5
1981	30	198-334	59.3	58-92	63.0	216	7.2	32	1.1	454	15.1
Career	111	485-958	50.6	125-200	62.5	510	4.6	102	0.9	1095	9.9



12. S.T. SAFFOLD (1964-66)

Season	G	FG-FGA	Pct.	FT-FTA	Pct.	REB	Avg.	A	Avg.	Pts.	Avg.
1964	24	106-248	42.7	42-70	60.0	226	9.4			254	10.6
1965	24	153-353	43.3	72-93	77.4	226	9.4			378	15.6
1966	24	162-369	43.8	94-132	71.3	253	10.6			418	17.4
Career	72	421-970	43.4	208-295	70.5	705	9.8			1050	14.6



12. OLIVIER SAINT-JEAN (1996-97)

Season	G	FG-FGA	Pct.	3FG-FGA	Pct.	FT-FTA	Pct.	REB	Avg.	A	Avg.	Pts.	Avg.
1996	25	148-332	44.6	18-65	27.7	117-158	74.1	157	6.3	64	2.6	431	17.2
1997	26	225-457	49.2	26-71	36.6	143-196	73.0	229	8.8	28	1.1	619	23.8
Career	51	373-789	47.3	44-136	32.4	260-354	73.4	386	7.6	92	1.8	1050	20.6



14. CARROLL WILLIAMS (1953-55)

Season	G	FG-FGA	Pct.	FT-FTA	Pct.	REB	Avg.	A	Avg.	Pts.	Avg.
1953	26	59-174	33.9	76-113	67.3	119	4.6			194	7.5
1954	27	138-337	40.9	184-225	81.8	104	3.9			460	17.0
1955	25	107-245	43.7	181-214	84.6	105	4.2			395	15.8
Career	75	304-756	40.2	441-552	79.9	328	4.4			1049	13.9



Season Leaders

TOTAL POINTS

Name	Season	Games	FG	3FG	FT	Points
1 Adrian Oliver	2011	31	246	70	181	743
2 Ricky Berry	1988	29	250	57	145	702
3 Adrian Oliver	2010	31	230	51	188	699
4 Olivier Saint-Jean	1997	26	225	26	143	619
5 Marquin Chandler	2005	29	221	36	91	569
6 Ricky Berry	1987	27	190	32	134	546
7 Chris McNealy	1983	28	217	2	105	541
8 Stu Inman	1949	35	213		95	521
9 Ricky Berry	1986	28	179	24	137	519
10 Wally Rank	1980	29	179		117	475

FIELD GOALS MADE

Name	Season	Games	Att.	3FG-FGA	Made
1 Ricky Berry	1988	29	520	57-128	250
2 Adrian Oliver	2011	31	569	70-171	246
3 Adrian Oliver	2010	31	526	51-125	230
4 Olivier Saint-Jean	1997	26	457	26-71	225
5 Marquin Chandler	2005	29	469	36-104	221
6 Chris McNealy	1983	28	368	2-5	217
7 Stu Inman	1949	35	—		213
8 Sid Williams	1981	30	334		198
9 Johnnie Skinner	1971	25	514		197
10 Ricky Berry	1987	28	412	32-78	190

FIELD GOALS ATTEMPTED

Name	Season	Games	Made	3FG-FGA	Att.
1 Adrian Oliver	2011	31	246	70-171	569
2 Adrian Oliver	2010	31	230	51-125	526
3 Ricky Berry	1988	29	250	57-128	520
4 Johnnie Skinner	1971	25	197		514
5 Marquin Chandler	2005	29	221	36-104	469
6 Dean Giles	1951	30	159		468
7 Olivier Saint-Jean	1997	26	225	26-71	457
8 Stu Inman	1950	28	158		454
9 Steve Schlink	1967	24	181		417
10 Ricky Berry	1987	27	190	32-78	412

FIELD GOAL PERCENTAGE (minimum four made per game played)

Name	Season	Games	FG-FGA	3FG-FGA	Pct.
1 Mickey Jackson	1980	29	131-205		.639
2 Sid Williams	1981	30	193-334		.593
3 Chris McNealy	1983	28	217-368	2-5	.589
4 Sam Allen	1996	30	163-282	6-15	.578
5 Chris Oakes	2010	28	113-198		.571
6 Dick Groves	1968	20	81-142		.570
7 Earl Hogue	1975	28	118-205		.565
8 Pat Hamm	1970	24	98-174		.563
9 Stony Evans	1984	28	109-196		.556
10 Ron Fair	1976	27	168-304		.553

3-POINT FIELD GOALS MADE

Name	Season	Games	Attempts	Made
1 Robert Owens	2010	31	192	78
2 Billy Landram	2000	30	197	74
3 Adrian Oliver	2011	31	171	70
4 Tim Pierce	2008	32	202	69
5 Mac Peterson	2010	31	157	68
6 Brett Lilly	2004	29	159	65
7 Michael Quinney	1998	26	174	63
8 Steve Haney	1988	29	135	60
Michael Quinney	1999	28	162	60
10 Moises Alvarez	2002	32	175	58

3-POINT FIELD GOALS ATTEMPTED

Name	Season	Games	Made	Attempts
1 Tim Pierce	2008	32	69	202
2 Billy Landram	2000	30	74	197
3 Robert Owens	2010	31	78	192
4 Keith Shamburger	2011	33	57	180
5 Moises Alvarez	2002	32	58	175
6 Michael Quinney	1998	26	63	174
7 Adrian Oliver	2011	31	70	171
8 Michael Quinney	1999	28	60	162
9 Brett Lilly	2004	29	65	159
10 Mac Peterson	2010	31	68	157

3-POINT FIELD GOAL PERCENTAGE (minimum one made per game played)

Name	Season	Games	3FG	3FGA	Pct.
1 Ricky Berry	1988	29	57	128	.445
2 Steve Haney	1988	29	60	135	.444
3 Moises Alvarez	2003	19	23	52	.442
4 Steve Haney	1989	16	43	98	.439
5 Terry Cannon	1991	27	36	83	.434
6 Mac Peterson	2010	31	68	157	.433
7 Andre Brooks	1990	24	33	77	.429
8 Mike Wasserburger	1991	22	35	82	.427
9 Justin Graham	2011	31	37	89	.416
10 Mike Garrett	2001	25	44	107	.411

FREE THROWS MADE

Name	Season	Games	Attempts	Made
1 Adrian Oliver	2010	31	212	188
2 Carroll Williams	1954	27	225	184
3 Carroll Williams	1955	25	214	181
Adrian Oliver	2011	31	220	181
5 Ricky Berry	1988	29	178	145
6 Olivier Saint-Jean	1997	26	196	143
7 Brandon Hawkins	2002	23	180	142
8 Ricky Berry	1986	27	164	137
9 Ricky Berry	1987	28	165	134
10 George Puou	1987	30	162	128



Season Leaders

FREE THROWS ATTEMPTED

Name	Season	Games	Made	Attempts
1 Carroll Williams	1954	27	184	225
2 Adrian Oliver	2011	31	181	220
3 Carroll Williams	1955	25	181	214
4 Adrian Oliver	2010	31	188	212
5 Olivier Saint Jean	1997	26	143	196
6 Brandon Hawkins	2002	23	142	180
7 Ricky Berry	1988	29	145	178
8 Fred Niemann	1953	26	113	170
9 Wally Rank	1979	29	117	169
10 Ricky Berry	1987	27	134	165
Eddie Diaz	1958	26	114	165

FREE THROW PERCENTAGE (minimum two made per game played)

Name	Season	Games	FT	FTA	Pct.
1 Adrian Oliver	2010	31	188	212	.887
2 Doug Murrey	1980	28	66	78	.8461
Mike Garrett	2001	25	55	65	.8461
4 Carroll Williams	1955	25	181	214	.8457
5 Ricky Berry	1986	28	137	164	.835
6 Johnnie Skinner	1973	25	68	82	.829
7 Adrian Oliver	2011	31	181	220	.8227
8 Terry Cannon	1992	17	51	62	.8225
9 Carroll Williams	1954	27	184	225	.818
10 Doug Murrey	1981	30	94	115	.817

REBOUNDS

Name	Season	Games	Amount
1 George Clark	1952	23	376
2 Marv Branstrom	1957	25	370
3 Darnell Hillman	1969	23	327
4 George Clark	1951	30	289
5 Fred Niemann	1953	26	286
6 Marv Branstrom	1958	25	271
7 Coby Dietrick	1968	25	265
Coby Dietrick	1970	23	265
Wil Carter	2011	33	265
10 Chris McNealy	1983	28	263

ASSISTS

Name	Season	Games	Amount
1 Ken Mickey	1977	29	203
2 Mike Mendez	1979	27	162
3 Michael Dixon	1984	28	155
4 Justin Graham	2010	31	149
5 Ken Mickey	1976	27	145
6 Mike Mendez	1981	30	143
7 Justin Graham	2009	30	142
8 Justin Graham	2011	32	141
9 Michael Dixon	1983	29	138
10 Ken Mickey	1974	26	128

BLOCKED SHOTS (Since 1979)

Name	Season	Games	Amount
1 Gerald Thomas	1988	29	62
2 Menelik Barbary	2007	30	49
3 Chris Oakes	2010	31	44
4 Darnell Williams	2000	30	43
5 Chris Oakes	2009	30	40
6 Menelik Barbary	2006	31	38
7 Chris McNealy	1983	28	34
8 Darnell Williams	2001	28	32
9 Marion Thurmond	2002	32	31
10 Michael St. Julien	1991	24	28
Sam Allen	1996	30	28

STEALS (Since 1979)

Name	Season	Games	Amount
1 Justin Graham	2011	32	73
2 Justin Graham	2009	30	51
3 Mike Mendez	1981	30	47
4 DaShawn Wright	2008	32	46
Tito Addison	1996	30	46
6 Justin Graham	2010	31	45
Antonio Lawrence	2003	23	45
8 Chris McNealy	1981	30	44
9 Chris McNealy	1983	28	43
Wally Rank	1980	29	43



George Clark



Billy Landram



Mickey Jackson



Mike Mendez



Doug Murrey



Scoring, Rebounding, Assists Leaders

SCORING

Year	Player	Total	Avg.
2011	Adrian Oliver	743	24.0
2010	Adrian Oliver	699	22.5
2009	Adrian Oliver	308	17.1
	C.J. Webster	337	12.0
2008	C.J. Webster	363	11.3
2007	Carlton Spencer	286	14.3
	Menelik Barbary	367	12.2
2006	Demetrius Brown	362	13.9
	Alex Elam	383	12.8
2005	Marquin Chandler	569	19.6
2004	Eric Walton	331	11.8
2003	Brandon Hawkins	352	13.0
2002	Brandon Hawkins	368	16.0
2001	Cory Powell	380	13.6
2000	Cory Powell	217	12.8
	Billy Landram	382	12.7
1999	Terrance Richmond	342	12.2
1998	Michael Quinney	410	15.8
1997	Olivier Saint-Jean	619	23.8
1996	Olivier Saint-Jean	431	17.2
1995	Brad Quinet	350	13.0
1994	Terry Cannon	403	14.9
1993	Daryl Scott	365	14.6
1992	Terry Cannon	221	13.0
	Jason Allen	249	9.6
1991	Terry Cannon	339	12.6
1990	Kenne Young	370	14.2
1989	Steve Haney	269	16.8
1988	Ricky Berry	702	24.2
1987	Ricky Berry	546	20.2
1986	Ricky Berry	521	18.6
1985	Matt Fleming	349	13.4
	Ward Farris	370	12.8
1984	Stony Evans	276	9.9
1983	Chris McNealy	541	19.3
1982	Chris McNealy	347	15.1
1981	Sid Williams	454	15.1
1980	Wally Rank	475	16.3
1979	Wally Rank	377	15.1
1978	Wally Rank	353	14.7
1977	Ken Mickey	430	14.8
1976	Ron Fair	412	15.3
1975	Pete Miller	405	14.0
1974	Ken Mickey	348	13.3
1973	Johnnie Skinner	414	16.6
1972	Don Strong	348	13.4
1971	Johnnie Skinner	466	18.6
1970	Coby Dietrick	442	19.2
1969	Darnell Hillman	353	15.3
1968	Coby Dietrick	363	14.5
1967	Steve Schlink	419	17.5
1966	S.T. Saffold	418	17.4
1965	S.T. Saffold	378	15.6
1964	S.T. Saffold	254	10.6
1963	Dennis Bates	296	12.3
1962	Dennis Bates	235	9.8
1961	Joe Braun	265	10.6
1960	Dennis Marc	266	10.6
	Vic Corl	264	11.5

1959	Ned Fitzgerald	297	12.3
1958	Eddie Diaz	354	13.6
1957	Eddie Diaz	392	15.7
1956	Tom Crane	290	11.6
1955	Carroll Williams	395	15.8
1954	Carroll Williams	460	17.0
1953	Lee Jensen	314	12.6
1952	George Clark	313	13.6
1951	Dean Giles	387	12.9
1950	Stu Inman	416	14.9

REBOUNDING

Year	Player	Total	Avg.
2011	Wil Carter	265	8.0
2010	Chris Oakes	253	9.0
2009	Chris Oakes	227	7.6
2008	Chris Oakes	181	7.2
	C.J. Webster	219	6.8
2007	Menelik Barbary	194	6.5
2006	Demetrius Brown	151	5.8
2005	Marquin Chandler	248	8.6
2004	Eric Walton	182	6.5
2003	Antonio Lawrence	143	6.2
2002	Marion Thurmond	238	7.4
2001	Darnell Williams	204	7.3
2000	Darnell Williams	259	8.6
1999	Will Trawick	229	8.2
1998	Marmet Williams	179	6.9
1997	Olivier Saint-Jean	229	8.8
1996	Roy Hammonds	188	6.3
	Olivier Saint-Jean	157	6.3
1995	Darren Greene	137	5.1
1994	Mike Brotherton	141	5.2
1993	Daryl Scott	160	6.4
1992	Kevin Logan	157	6.0
1991	Michael St. Julien	166	6.9
1990	Kenne Young	188	7.4
1989	Tony Farmer	81	5.1
1988	Dietrich Waters	243	8.4
1987	Reggie Owens	223	7.4
1986	Reggie Owens	234	8.7
1985	Reggie Owens	235	8.1
1984	Stony Evans	176	6.3
1983	Chris McNealy	263	9.4
1982	Chris McNealy	222	9.6
1981	Sid Williams	216	7.2
1980	Wally Rank	203	7.0
1979	Mickey Jackson	224	8.3
1978	Wally Rank	177	7.4
1977	Stan Hill	151	6.3
1976	Ron Fair	205	7.6
1975	Earl Hogue	212	7.6
1974	Ron Fair	162	6.2
1973	Dave Dockery	159	6.4
1972	Dave Dockery	204	8.2
1971	Pat Hamm	225	9.0
1970	Coby Dietrick	265	11.5
1969	Darnell Hillman	327	14.2
1968	Coby Dietrick	265	10.6
1967	Steve Schlink	199	8.3
1966	S.T. Saffold	253	10.6
1965	S.T. Saffold	226	9.4

1964	S.T. Saffold	226	9.4
1963	Dennis Bates	152	6.3
1962	Dennis Bates	235	9.8
1961	Joe Braun	176	10.6
1960	Dennis Marc	190	7.6
1959	Arney Lundquist	222	9.2
1958	Marv Branstrom	271	10.8
1957	Marv Branstrom	370	14.8
1956	Marv Branstrom	223	9.0
1955	Bud Hjelm	218	8.7
1954	Don Fausset	237	8.8
1953	Fred Niemann	286	11.0
1952	George Clark	376	16.3
1951	George Clark	289	9.6

ASSISTS

Year	Player	Total	Avg.
2011	Justin Graham	141	4.4
2010	Justin Graham	149	4.9
2009	Justin Graham	142	4.7
2008	Justin Graham	76	2.9
2007	Jamon Hill	79	2.6
	Carlton Spencer	69	3.4
2006	Carlton Spencer	93	3.0
2005	Alex Elam	90	3.1
2004	Bim Okunrinboye	82	2.8
2003	Brandon Hawkins	76	2.7
2002	Brandon Hawkins	99	4.3
2001	Darnell Williams	64	2.3
2000	R.J. Powell	110	3.8
1999	Michael Quinney	108	3.9
1998	Marmet Williams	118	4.5
1997	Tito Addison	84	3.1
1996	Tito Addison	117	3.9
1995	Marmet Williams	70	2.6
1994	Lossie Mitchel	65	2.4
1993	Javier Zavala	72	3.0
1992	Trevor Pope	49	2.0
	Terry Cannon	45	2.6
1991	Charles Terrell	101	3.9
1990	Terry Cannon	73	2.8
1989	Rodney Scott	74	4.6
1988	Ricky Berry	113	3.9
1987	Reggie Owens	73	2.4
	Ricky Berry	68	2.5
1986	Ward Farris	89	3.3
1985	Michael Dixon	120	4.3
1984	Michael Dixon	155	5.5
1983	Michael Dixon	138	4.8
1982	Mike Moore	77	2.9
1981	Mike Mendez	143	4.8
1980	Mike Mendez	117	4.0
1979	Mike Mendez	162	6.0
1978	Frank Johnson	92	3.7
	Phil Davis	91	3.8
1977	Ken Mickey	203	7.0
1976	Ken Mickey	145	5.4
1975	Pete Miller	113	3.9
1974	Ken Mickey	128	4.9
1973	Eric Saulny	88	3.5
1972	Don Strong	68	2.7

Single-Game Bests



Scoring

Name	Opponent	Date	Points
1 Adrian Oliver	Puget Sound	Dec. 22, 1010	42
2 Wally Rank	Sacramento State	Jan. 3, 1980	40
3 Adrian Oliver	Louisiana Tech	Jan. 21, 2010	39
4 Adrian Oliver	Boise State	Feb. 7, 2009	37
Olivier Saint-Jean	Air Force	Feb. 13, 1997	37
Stan Hill	Sacramento State	Jan. 5, 1978	37
7 Adrian Oliver	New Mexico State	Feb. 23, 2011	36
Ricky Berry	Pacific	Mar. 9, 1988	36
Coby Dietrick	San Diego State	Feb. 14, 1970	36
10 Adrian Oliver	Montana Satte	Feb. 15, 2011	35
Adrian Oliver	UC Riverside	Nov. 28, 2010	35
Adrian Oliver	Nevada	Feb. 25, 2010	35
Adrian Oliver	Seattle U.	Feb. 22, 2010	35
Olivier Saint-Jean	Wyoming	Feb. 22, 1997	35
Johnnie Skinner	Cal State-Los Angeles	Mar. 3, 1973	35
16 Adrian Oliver	Eastern Washington	Nov. 12, 2010	34
Brandon Hawkins	Nevada	Dec. 27, 2001	34
Brad Quinet	Cal State Fullerton	Feb. 18, 1995	34
Ricky Berry	New Mexico State	Feb. 27, 1986	34
Chris McNealy	Loyola Marymount	Dec. 22, 1982	34
21 Adrian Oliver	Hawai'i	Jan. 28, 2010	33
Adrian Oliver	Boise State	Jan. 14, 2010	33
Marquin Chandler	Rice	Jan. 29, 2005	33
Billy Landram	South Florida	Dec. 22, 1999	33
Olivier Saint-Jean	Colorado State	Jan. 25, 1997	33
Johnnie Skinner	Purdue	Dec. 21, 1971	33
27 Adrian Oliver	Washington	Nov. 20, 2009	32
Marquin Chandler	Hawai'i	Feb. 5, 2005	32
Olivier Saint-Jean	San Diego State	Feb. 1, 1997	32
Ricky Berry	Utah State	Feb. 28, 1988	32
Ricky Berry	Missouri	Dec. 28, 1988	32
Ricky Berry	UNLV	Jan. 4, 1986	32
Sid Williams	Long Beach State	Feb. 12, 1981	32
Wally Rank	California	Dec. 22, 1977	32
Stu Inman	Cal Poly-San Luis Obispo	Feb.18, 1949	32
Don McCaslin	San Francisco State	1945	32
37 Adrian Oliver	UC Irvine	Dec. 18, 2009	31
Adrian Oliver	San Francisco	Dec. 22, 2008	31
Terrance Richmond	Montana	Dec. 5, 1998	31
Michael Quinney	TCU	Feb. 7, 1998	31
Olivier Saint-Jean	Wyoming	Jan. 23, 1997	31
Roy Hammonds	Pepperdine	Dec. 23, 1996	31
Ricky Berry	UC Irvine	Jan. 16, 1988	31
Ricky Berry	UC Santa Barbara	Jan. 22, 1987	31
Ricky Berry	New Mexico State	Feb. 6, 1986	31
Wally Rank	Humboldt State	Jan. 3, 1979	31
Bill Clegg	Pepperdine	Jan. 14, 1967	31
48 Adrian Oliver	Boise State	Mar. 5, 2011	30
Adrian Oliver	Nevada	Feb. 12, 2011	30
Adrian Oliver	Cal State Bakersfield	Dec. 9, 2009	30
Brandon Hawkins	Mount Saint Mary's	Dec. 22, 2001	30
Darnell Williams	SMU	Feb. 18, 2001	30
Olivier Saint-Jean	Tulsa	Feb. 10, 1997	30
Sam Allen	Cal State Fullerton	Mar. 3, 1996	30
Olivier Saint-Jean	UC Irvine	Feb. 29, 1996	30
Olivier Saint-Jean	Utah State	Feb. 8, 1996	30
Ricky Berry	Washington State	Dec. 21, 1985	30
Chris McNealy	Pacific	Jan. 6, 1983	30
Ron Fair	Portland State	Dec. 22, 1975	30
Ken Mickey	Santa Clara	Jan. 5, 1974	30
Coby Dietrick	Cal State Hayward	Dec. 6, 1967	30
S.T. Saffold	Saint Mary's	Mar. 5, 1966	30
Carroll Williams	Loyola (Calif.)	Jan. 22, 1955	30

Number of Games Scoring

30 or More Points

Rank	Name	Games	Name	Games
1.	Adrian Oliver	17	Brad Quinet	1
2.	Ricky Berry	9	Michael Quinney	1
3.	Olivier Saint-Jean	8	Terrance Richmond	1
4.	Wally Rank	3	S.T. Saffold	1
5.	Marquin Chandler	2	Carroll Williams	1
	Coby Dietrick	2	Darnell Williams	1
	Brandon Hawkins	2	Sid Williams	1
	Chris McNealy	2		
	Johnnie Skinner	2		
10.	Sam Allen	1		
	Bill Clegg	1		
	Ron Fair	1		
	Roy Hammonds	1		
	Stan Hill	1		
	Stu Inman	1		
	Billy Landram	1		
	Don McCaslin	1		
	Ken Mickey	1		

NCAA Statistical Leaders (Since 1981)

Individual Categories

Year	Player	Category	Avg.	Rank
1981	Sid Williams	FG Pct.	59.3	30th
1987	Ricky Berry	Pts./game	20.2	67th
1988	Ricky Berry	Pts./game	24.2	15th
1988	Gerald Thomas	Blk./game	2.1	28th
1996	Sam Allen	FG Pct.	57.8	23rd
1997	Olivier Saint-Jean	Pts./game	23.8	7th
2010	Adrian Oliver	Pts./game	22.5	4th
	Adrian Oliver	FT Pct.	88.7	14th
	Robert Owens	3-pt FG Pct.	40.8	25th
	Chris Oakes	Reb./game	9.0	47th
2011	Adrian Oliver	Pts./game	24.0	3rd
	Justin Graham	Steals/game	2.3	19th

Team Categories

Year	Category	Average	Rank
1981	Points Allowed	56.6	5th
	Field Goal Defense	44.5	30th
1982	Points Allowed	56.1	14th
1985	Field Goal Defense	43.1	16th
	Rebound Margin	+4.6	29th
1986	Points Allowed	60.7	16th
1987	Field Goal Defense	42.7	16th
1988	Field Goal Defense	43.4	25th
2000	Points Allowed	59.7	10th
	Field Goal Defense	39.6	30th
2001	Points Allowed	63.5	27th
	Rebound Margin	+6.0	17th
2010	3-pt. Field Goal Pct.	39.7	13th
	Free Throw Pct.	72.8	50th
2011	Turnovers/game	11.0	20th
	Free Throw Pct.	75.4	24th
	3-pt. Field Goal Pct.	37.2	49th



Single-Game Bests

Rebounding

Name	Opponent	Date	Rebounds
1 Marv Branstrom	Arizona State	Dec. 4, 1956	28
2 George Clark	Oregon	Jan. 3, 1952	27
3 Darnell Hillman	Nevada-Reno	Dec. 9, 1968	23
4 Chris McNealy	Utah	Dec. 7, 1982	22
Coby Dietrick	Pepperdine	Mar. 2, 1968	22
Marv Branstrom	Arizona State	Dec. 28, 1957	22
7 Coby Dietrick	Idaho State	Dec. 27, 1969	21
Darnell Hillman	Connecticut	Dec. 28, 1968	21
Fred Niemann	St. Mary's (Calif.)	Feb. 10, 1953	21
10 Pat Hamm	Fresno State	Feb. 20, 1970	20

Assists (Since 1976)

Name	Opponent	Date	Assists
1 Ken Mickey	Illinois State	Jan. 12, 1977	17
2 Justin Graham	Northern Colorado	Dec. 20, 2008	13
Ricky Berry	Idaho	Dec. 28, 1985	13
4 Tito Addison	Nevada	Feb. 10, 1996	12
Mike Mendez	UC Santa Barbara	Feb. 19, 1981	12
Mike Mendez	UC Santa Barbara	Jan. 18, 1979	12
Ken Mickey	Cal State Fullerton	Feb. 26, 1977	12
Ken Mickey	Long Beach State	Feb. 5, 1977	12
Ken Mickey	Pacific	Feb. 28, 1976	12
10 Marmet Williams	San Diego State	Jan. 29, 1998	11
Michael Dixon	Long Beach State	Jan. 23, 1984	11
Michael Dixon	UC Santa Barbara	Jan. 22, 1983	11
Mike Mendez	Stanford	Nov. 27, 1978	11
Ken Mickey	Long Beach State	Mar. 6, 1977	11
Ken Mickey	Illinois	Dec. 8, 1976	11
16 Julian Richardson	Long Beach State	Dec. 5, 2005	10
Alex Elam	Rice	Jan. 29, 2005	10
Brandon Hawkins	UTEP	Jan. 31, 2002	10
Brandon Hawkins	Notre Dame De Namur	Dec. 18, 2001	10
R.J. Powell	BYU	Feb. 20, 1999	10
Charles Terrell	UNLV	Jan. 31, 1991	10
Tom Desiano	Fresno State	Mar. 8, 1989	10
Ontario Johnson	UC Irvine	Jan. 2, 1986	10
Michael Dixon	Fresno State	Mar. 2, 1985	10
Michael Dixon	Pacific	Feb. 3, 1985	10
Michael Dixon	Pacific	Jan. 6, 1983	10
Mike Moore	U.S. International	Jan. 8, 1982	10
Mike Mendez	Pacific	Feb. 28, 1979	10
Mike Mendez	UC Santa Barbara	Feb. 15, 1979	10
Grover Brown	Long Beach State	Jan. 20, 1979	10
Ken Mickey	San Diego State	Mar. 5, 1977	10
Ken Mickey	UC Santa Barbara	Mar. 2, 1977	10
Pete Miller	DePaul	Dec. 19, 1974	10

Number of Games 20 or More Rebounds

1. Marv Branstrom	2
Coby Dietrick	2
Darnell Hillman	2
George Clark	1
Pat Hamm	1
Chris McNealy	1
Fred Niemann	1



Marv Branstrom

Number of Games 10 or More Assists

1. Ken Mickey	8
2. Michael Dixon	5
Mike Mendez	5
4. Brandon Hawkins	2
5. Tito Addison	1
Ricky Berry	1
Grover Brown	1
Tom Desiano	1
Alex Elam	1
Justin Graham	1
Ontario Johnson	1
Pete Miller	1
Mike Moore	1
R.J. Powell	1
Julian Richardson	1
Charles Terrell	1
Marmet Williams	1



Coby Dietrick



Darnell Hillman



Michael Dixon



Mike Mendez



Brandon Hawkins



Ken Mickey



Honors, Scores & More

San José State All-America guard Carroll Williams races past Santa Clara All-America forward Kenny Sears for a lay-up in a 1955 win at the sold out San Jose Civic Auditorium.



Letterwinners

-A-

Abbott, Bill, F - (1952, 53)
Adamson, Jan, C/F - (1971, 72, 73)
Adcock, Clifton - (1929)
Addison, Tito, G - (1995, 96, 97)
Adkins, Doug, G - (1973)
Albaugh, Glen, F - (52)
Allen, Art, C - (48)
Allen, Jason, F - (1991, 92, 93, 94)
Allen, John, G - (1939, 40, 41)
Allen, Sam, F - (1996)
Alvarez, Moises, G - (2002, 03)
Anderson, Ed, G - (1949)
Anderson, Webb, F - (1943)
Anderson, William - (1939)
Andrade, Rudy, F - (1940)
Andreas, Al, G - (1959, 1961)
Arnerich, Frank, G - (1939)
Arnerich, Lawrence - (1934, 35, 36)
Arrendondo, Angelo - (1945)
Ashmore, Bill, C/F - (1977)
Avina, Jack, G - (1951, 52)

-B-

Bachman, Milton - (1940)
Bacon, Jahi, G - (1995, 96)
Badger, Milo - (1945)
Baker, Kweli, F - (1995)
Ballard, Matt, C - (2011)
Baptiste, Duane, F - (1951, 52)
Barbary, Menelik, C - (2006, 07)
Barnes, Vance, G - (1960, 61, 62)
Barrett, Pat, G - (1975)
Bates, Dennis, F - (1961, 62, 63)
Batiste, Troy, G - (1990)
Beachman, Milt - (1940)
Belden, John, F - (1950)
Bendeich, Charles, C - (1939)
Berry, Bob, G - (1939)
Berry, Ricky, G/F - (1986, 87, 88)
Berta, Steve, F - (1969)
Beutler, Bruce, C - (1965)
Biddle, David - (1934, 1935)
Biglen, Jack, G - (1953)
Black, Dennis, G - (1975)
Black, Gary, F/G - (2002)
Bloom, Eric, G - (2005)
Blunt, Kevin, C - (2000)
Boe, Brent, F - (1998)
Boggs, Guin, G - (1963, 66)
Bondanza, Bob, G - (1954, 55)
Borg, Paul - (1942)
Borhesani, Bob, C - (1955, 56)
Bostock, Norm, G - (1960, 61)
Bowland, Kevin, G - (1982, 83)

Bowman, Cecil - (1936)
Boyle, John, F - (1939)
Boysen, Don, F - (1941, 42)
Brady, Dick, F - (1952, 53, 54)
Brady, Pete, F - (1956)
Branstrom, Marv, C - (1956, 57, 58)
Braun, Joe, C - (1961, 62)
Brennan, Jim, G - (1966)
Breuer, Cas - (1943)
Brooks, Andre, G - (1990, 91)
Brotherton, Mike, F/C - (1991, 93, 94, 95)
Brown, Demetrius, F - (2004, 06)
Brown, Grover, G - (1979)
Brown, Jonathan, G - (1982)
Brunber, Bill, G - (1954)
Buggs, Kevin, G - (2007)
Burgos, Buster, G - (1954)
Burriesci, Sal, G - (1953)
Byrd, David, G - (1980, 81)

-C-

Caballero, Oliver, C - (2008)
Caccitti, Remo - (1934, 1935)
Calvert, Phil, G - (2002, 04)
Campbell-Hall, LaRon, G - (1996)
Cancilla, Pete, G - (1939)
Cannon, Terry, G - (1990, 91, 92, 94)
Carlisle, Phil, F/C - (1974)
Carmichael, John, C - (1965)
Carpenter, Arthur - (1937, 38)
Carpenter, Craig, G - (1962, 63)
Carpenter, Rick, G - (1966, 67)
Carroll, Frank - (1937, 38)
Carruth, Hal, F - (1939, 40, 41)
Carter, Stu, F - (1940, 41, 42)
Carter, Wil, F - (2011)
Cartwright, Ernie - (1945)
Cassell, Bruce, G - (1961)
Chandler, Marquin, F - (2004 05)
Chapman, Bob, F - (1959, 60)
Chrisco, Bob, F - (1955, 56)
Christiansen, Bob, G - (1967)
Citta, Gene, G - (1962, 63)
Clark, Craig, C - (1997)
Clark, Elwood - (1942, 43)
Clark, George, C - (1950, 51, 52)
Clayton, Tom, F - (1973)
Clayton, Thomas, G - (1992)
Clegg, Bill, F - (1965, 66, 67)
Coleman, Carl - (1930)
Collins, Ben, G - (2000)
Columbo, Angelo - (1942, 43)
Concannon, Bart - (1933, 34, 35)
Copeland, Gavin, G/F - (1993)
Corl, Vic, G - (1960, 1961)

Countryman, Norman - (1931, 32, 33)
Cozad, Jared, G - (2006)
Craig, Elmer, G - (1951, 1952)
Crampton, Chuck, F - (1949, 50, 51)
Crane, Tom, G - (1954, 55, 56)
Crawford, William - (1935, 36, 37)
Crowe, Robert, F - (1949, 50, 51)
Crowley, Bill, F - (1941)
Crump, Philip, G - (1991)
Cruze, Jim, F - (47, 48, 49)

-D-

Dahl, Rolf, F - (1962)
Dalbey, Art, C - (1960)
Daniels, Dwain, G - (1987, 88, 89, 90)
Darnell, Rick, C - (1975)
Davis, Phil, G - (1977, 78)
Davis, Ryan, G - (2002)
De La Nuez, Alfonso, G - (1992)
Deming, Lee, F - (1951, 52)
Denevi, Pete, G - (1948)
Denzer, Clarence, C - (1966)
Denzer, Dee, C - (1967)
DeSelle, Melvin - (1934, 35, 36, 37)
DeShong, Lee, F - (1968, 69)
Desiano, Tom, G - (1989, 90)
Diaz, Eddie, G - (1956, 57, 58)
Diedricksen, Roy, F - (1941, 42, 43)
Dietrick, Coby, F - (1968, 69, 70)
Dixon, Anthony, G/F - (2010)
Dixon, Michael, G - (1982, 83, 84, 85)
Dockery, Dave, F - (1970, 72, 73)
Dolin, Darrell, F - (1963)
Donnelly, Bill, G - (1941)
Douglas, Calvin, G - (2011)
Downs, David - (1933, 34, 35, 36)
Drexel, Karl - (1935, 36)
Dunasky, Al, F - (1953)
Dunlap, Robert, C - (1990, 91, 92)
Duran, Robin, G - (1966, 67, 68)

-E-

Eames, Steve, F - (1968)
Edwards, Don, F - (1952, 53)
Edwards, Harry, C - (1962, 63, 64)
Egans, David, G - (2000)
Egeland, Gil, F - (1956, 57, 58)
Elam, Alex, G/F - (2005, 06)
Embree, Jim, C - (1958, 59, 60)
Enzensperger, Bob, C - (1947, 48, 49, 51)
Erceg, John, F - (1955, 56)
Erickson, Keith, F - (1966)
Eubanks, Gary, G - (1976)
Evans, Oliver - (1930)
Evans, Bobby, G - (1983, 84, 85, 87)



Letterwinners

Evans, Stony, F - (1984, 85)
Everage, Keith, F - (2003)

-F-

Fair, Mike, C - (1974)
Fair, Ron, C/F - (1974, 75, 76)
Farmer, Tony, F - (1988)
Farris, Ward, G - (1982, 84, 85, 86)
Faussel, Don, C - (1954)
Ferrante, Roberto, F - (1979)
Figone, Ernie, F - (1940)
Filice, Pete, F - (1941, 43)
Fitzgerald, Ned, F - (1958, 59)
Flake, Jim, G - (1941)
Flattley, Merle, F - (1954)
Fleming, Kevin, F - (2006, 08)
Fleming, Matt, F - (1984, 85)
Ford, George, C/G - (1940)
Fowler, Donald - (1930, 31)
Francis, Jim - (1933)
Frenchwood, Joe, G - (1992)
Friar, Steve, F - (1976)
Fulton, Ralph - (1936)

-G-

Gainza, Dave, G - (1971, 72)
Gamboa, Willie - (1942, 43)
Gamulin, Jack, F/G - (1973, 74)
Garcia, Elbert - (1937, 38)
Gardiner, Andrew, F - (1991, 92, 93, 94)
Gardner, Tyree, G - (2005, 06)
Garrett, Mike, G - (2000, 01)
George, Cecil - (1931, 32, 33)
Gibson, Frank - (1933, 34)
Giles, Dean, F - (1949, 50, 51)
Gleason, Jack, G - (1965, 66)
Goins, Darion, G - (2007)
Gooch, Rocky - (1970)
Goodell, Earl - (1929, 31, 32)
Goodere, Jeff - (1964)
Goodwin, Ray, F - (1955, 56)
Graham, Arthur, C/F - (1980)
Graham, Justin, G - (2008, 09, 10, 11)
Granucci, David, C - (2001, 02)
Graves, Al - (1970)
Gray, Bill, F - (1974)
Green, Harvey, F - (1955)
Greene, Darren, F - (1993, 94, 95, 96)
Gresham, Gary, C - (1962, 64, 65)
Griffin, Eric, F - (1999, 00)
Griffith, Glen, C - (1954)
Griggs, Bob - (1964)
Groskopf, Irving, C - (1940)
Groves, Dick, F - (1968, 69)
Guenther, Chris, G - (1969, 70)

Gugat, Rich - (1964)
Guilbeaux, Kareem, G - (2003, 04, 05)
Gwartney, John, G - (1962)

-H-

Hagen, Bob, F - (1947, 48, 49)
Hague, George - (1933)
Hale, Bobby, G - (1968)
Hamilton, Guy, G - (1973)
Hamm, Pat, F - (1969, 70, 71)
Hammonds, Roy, F - (1994, 95)
Haney, George - (1937, 38)
Haney, Steve, G - (1988)
Hansen, Tommy, F - (1957)
Hardy, Charles, G - (1955)
Harris, Denny, F - (1954, 57, 58)
Hawkins, Brandon, G - (2002, 03)
Haynes, Tracy, G/F - (1976, 77, 78)
Helbush, Bill, G - (1941, 42)
Henry, C. - (1959)
Henson, Joe, C - (2010, 11)
Hicks, Gary, F/C - (1974)
Higgins, Bill, C - (1965)
Hill, Jamon, G - (2007, 08)
Hill, Ray, G - (1974)
Hill, Stan, C - (1977, 78)
Hillman, Darnell, C - (1969)
Hite, Rick, G - (1997)
Hjelm, Bud, C - (1953, 54, 55)
Hodgson, Hamilton, F - (1938, 39)
Hodgson, Newt, F/C - (1953)
Hogue, Earl, F/G - (1974, 75, 76)
Hokyo, Dave, G - (1973)
Holloway, Lance, F - (2006, 07, 08)
Holmberg, Malcolm - (1934, 36)
Holman, Tim, G - (1967, 68, 69)
Holmes, Ted, G - (1947)
Holt, Bryan, G - (1985)
Hood, Al, F - (1954, 55)
Hooton, George - (1945)
Hope, Bill, C - (1940)
Howard, C.J., G - (1969, 70, 72)
Hubbard, Bill - (1929)
Hubbard, Wesley - (1934)
Hughes, Chuck, C - (1947, 48)
Hunter, Ivory Joe, G - (1992)

-I-

Inman, Stu, G/F - (1947, 48, 49, 50)
Isenberger, Melvin - (1934, 35, 36)

-J-

Jackson, Lloyd - (1933)
Jackson, Mickey, F - (1979, 80)
JanCSI, Al, G - (1963, 64)

Jang, Brian, G - (1993)
Jenkins, James, F - (2002)
Jensen, Lee, G - (1951, 52, 53)
Johnson, Frank, G - (1977, 78)
Johnson, Johnny, F - (1989)
Johnson, Ontario, G - (1985, 86)
Johnson, Ralph - (1937, 38)
Johnson, Richard - (1935, 36)
Johnson, Thayer, F - (1952)
Jones, Chris, G/F - (2010, 11)
Jones, Darryl, G/F - (1982)
Jung, Eugene - (1930, 31)

-K-

Kalas, Oldrich - (1930, 31, 32)
Kamen, Brylle, F - (2011)
Kane, John, F - (1948)
Kearns, Lloyd, G - (1962, 63)
Keating, John, G - (1965, 66, 67)
Keeley, Warner, C/G - (1939, 40)
Keene, George, F - (1948)
Kennett, Brad, F - (1998, 99)
Kerchen, Donovan - (1931)
King, George, F - (1954, 55, 56)
Kinzie, Bill - (1964)
Kmetovic, Fred, C - (1941)
Konrad, Pete, F - (1965)
Kotta, Gus, F - (1939, 40)

-L-

Labetich, Ron, G - (1963, 64, 65)
Landram, Billy, F - (2000, 01)
Lamson, Bill, F - (1954, 55)
Larson, Bob, C - (1958)
Lathos, Tom, F - (1941)
Lawrence, Antonio, F - (2003)
Laws, Aubrey - (1929)
Lazer, Charles - (1945)
Laznibat, John - (1930, 31, 32)
Lefever, Bud, F - (1968)
Leibrandt, Henry - (1932, 33, 34)
Lenzen, Brian, G - (1977)
Leslie, Wallace - (1931)
Lewis, Bill, G - (1939)
Lilly, Brett, F - (2003, 04)
Lindsey, Fred, G - (1941)
Lindstedt, Daniel - (1930)
Linsten, Bob, F - (1963)
Lister, Bob, C - (1961)
Locatelli, Andy, G - (1955)
Logan, Kevin, F - (1990, 91, 92, 93)
Lovell, Glen, F - (1952)
Lowden, Tom, F - (1957)
Lowe, Ron, G - (1978)
Lowery, Thomas, F - (1997)



Letterwinners

Lundquist, Arney, C - (1957, 58, 59)
Lundquist, Justin - (1940)
Luque, James - (1936, 37, 38)

-Mc-

McCaslin, Don, F - (1945, 49, 50)
McConnell, Don, F - (1966, 67, 68)
McConnell, Porter - (1943)
McCullough, Shane, G - (1990)
McCullough, Shawn, G - (1998, 99)
McFadden, Michael, G - (2004, 05)
McFarland, Bill - (1945)
McGrath, Joe, G - (1959, 60)
McKean, Steve, G - (1968, 69, 70)
McKnight, Brad, F - (1995)
McKoy, Geary, G - (1977, 78)
McNealy, Chris, F - (1981, 82, 83)
McPeak, Rod, F - (1954)
McPherson, Craig, F - (1989)
McPherson, Walt, F - (1936, 37, 38)
McTighe, Tom, F - (1981)

-M-

Maestri, Frank, G - (1940)
Magetti, Ed, F - (1947)
Main, Richard - (1937)
Maloney, Thomas - (1929, 30)
Malkin, Dave, G - (1968, 69)
Mann, Dennis - (1937)
Manumaleuna, Frank, F - (1979)
Marc, Dennis, C - (1960)
Marcipan, Jack - (1945)
Marks, Ernest, G - (1948)
Marshall, Greg, F - (1989)
Marshall, Tom - (1933)
Martin, Frank, G - (1982, 83)
Martinet, Pierre - (1943)
Martinez, Tony - (1936, 37, 38)
Mathiesen, Martin - (1931, 32, 33)
Matthews, Larry, G - (1953)
Melhoff, Wilmer - (1945)
Mendez, Mike, G - (1978, 79, 80, 81)
Mercer, John, F - (1962)
Mertens, Maik, C - (1998, 99)
Meyer, Jim, C - (1967, 68)
Mickey, Ken, G - (1974, 76, 77)
Miller, Pete, G - (1974, 75)
Miller, Ross, F - (1994, 95)
Misko, Matt, C - (2005, 06)
Mitchel, Lossie, G - (1993, 94)
Mitchell, Fred, G - (1960)
Moor, Aalim, G - (2011)
Moore, Jim, F - (1940, 45)
Moore, Maurice, G - (2003, 04)
Moore, Michael, G - (1981, 82)

Morati, Dino - (1938)
Morgan, Junior, C - (1947, 48, 49, 50)
Morgan, Kerlin, F - (1947, 48)
Mortara, Steve, G - (1969, 70)
Morton, Nat, F - (1940)
Murray, Shaun, F/C - (1998, 99)
Murrey, Doug, G/F - (1978, 79, 80, 81)

-N-

Newell, Pete, F - (1964, 65, 66)
Newlove, Al, G - (1940)
Niemann, Fred, C - (1953, 56)
Norwood, Keith, F - (1983, 84)
Nose, Hank, G - (1956)
Nye, Bob, G - (1962)
Nyquist, Buzz, F - (1969, 70)

-O-

Oakes, Chris, C - (2008, 09, 10)
O'Brien, Mike, G - (1959)
O'Brien, Ron, G - (1952)
Okunrinboye, Bim, G - (2001, 02, 03, 04)
Oliver, Adrian, G - (2009, 10, 11)
Olson, Charles - (1936)
Olson, Marvin - (1936)
Olson, Milford - (1932)
O'Mohundro, Don, F - (1961)
Orndorff, Don, F/C - (1972, 73, 75)
Owens, Reggie, F - (1985, 86, 87)
Owens, Robert, G - (2009, 10)

-P-

Palmer, Russ, F - (1973, 74, 75)
Parrott, Don, F - (1956)
Pasquinelli, Art, G - (1957, 58)
Paul, Dave, F - (1971)
Paullus, Earl, G - (1941)
Perez, Carlos, C/F - (1963)
Perry, Anthony, G - (1986, 87, 88)
Perry, John, G - (1957)
Peterson, Greg - (1964)
Peterson, Mac, G - (2008, 09, 10)
Phiifer, Paul, F - (1982, 83)
Pierce, Tim, F - (2007, 08, 09)
Pifferini, Bob, G - (1947)
Piller, Roger, F - (1960)
Pope, Trevor, G - (1962)
Ponti, Norm, C - (1954, 55)
Powell, Art, F - (1957)
Powell, Cory, F - (2000, 01)
Powell, R.J., G - (1999, 2000)
Prescott, Stedman, F - (1950, 51)
Preston, Junior, G - (1999)
Pritchett, Sly, G - (1978)
Pruitt, Isaja, F - (1973)

Puou, George, F - (1984, 85, 86, 87)
Puzar, Mike, C - (1989)
Pyle, Milt, G - (1939)

-Q-

Quinet, Brad, G - (1995, 97)
Quinn, Rick, F/G - (1976, 77)
Quinney, Michael, G - (1998, 99)

-R-

Radunich, William, F - (1938)
Rank, Wally, F - (1977, 78, 79, 80)
Rano, Denny, G - (1957, 58)
Rapp, Howard, G - (1953, 54)
Rea, Paul - (1932)
Reason, Jimmy, F/C - (1982)
Reed, Sam - (1929)
Reeser, Larry, G - (1959)
Reich, Terry, G - (1967)
Rhode, Jim, C - (1955)
Richardson, Julian, G - (2006, 07)
Richmond, Terrance, G - (1999)
Riordan, Jack - (1937, 38)
Robertson, Bill, F - (1961, 62, 63)
Robinson, Bert - (1943)
Robinson, Ivan, C - (1947)
Robinson, Tim, G - (1969, 70)
Robinson, Vic, G - (1941, 42)
Romero, Ralph, G - (1947, 48, 49, 50)
Romine, Dick, F - (1961)
Rose, Robert - (1938)
Rowley, Jack, F - (1956, 57)
Russo, John, G - (1979, 80)
Ryan, Gary, G - (1960, 61)
Rye, Don, G - (1957, 58)

-S-

Saffold, S.T., F - (1964, 65, 66)
Saint-Jean, Olivier, G/F - (1996, 97)
Sanchez, Manuel - (1938)
Sanders, Ben, G - (1999, 00)
Saulny, Eric, G - (1973)
Saunders, Ed, G - (1980, 81)
Schilleci, Paul, C - (1979)
Schlink, Steve, F - (1965, 66, 67)
Schorr, Mort, G - (1950, 51, 52)
Schwendinger, Dick, G - (1953, 56)
Scott, Bob, C - (1968, 69)
Scott, Daryl, C - (1990, 92, 93)
Scott, Rodney, G - (1987, 88)
Scott, Wesley - (1934)
Seandel, Aaron, G - (1949)
Shamburger, Keith, G - (2011)
Shaw, Tony, G/F - (1979)
Sheehan, Pete, G - (1967)



Letterwinners

Shepard, Bill - (1945)
 Shepherd, Les, G - (1993, 94)
 Sheppard, Robert - (1945)
 Siebert, Menno, C - (1941)
 Simon, Al, G - (1959)
 Simon, Herb, G - (1986)
 Simpson, Mel, F - (1963, 64)
 Sims, Eddie, C/F - (1963)
 Sincock, Steve, F - (1976, 77)
 Skillern, Ray, G - (1961)
 Skinner, Johnnie, G - (1971, 72, 73)
 Slattery, Treacy, F - (1939)
 Smersfelt, Hal, F - (1939, 40)
 Smith, Bill - (1943)
 Smith, Dennis, G - (1965)
 Smith, Haven - (1937, 38)
 Smith, Justonn, G - (2006, 07)
 Smith, Kenny, F - (2006)
 Sonnenberg, Scott - G (2001, 03)
 Sonntag, Hal, F - (1942, 43, 47)
 Sorensen, Kris, F - (1971)
 South, Bobby, G - (1947, 48)
 Spence, Jim, F - (1968)
 Spencer, Carlton, G - (2006, 07)
 St. Julien, Michael, F - (1991)
 Stack, Brian, F - (1947, 48)
 Staley, Wayne - (1942, 43)
 Steinbach, Bob, F - (1953, 54)
 Stevens, Mike, C - (1975)
 Stevens, Robert - (1931)
 Stevenson, Wes, G - (1947)
 Stokes, Bert - (1941)
 Strong, Don, G - (1972)
 Sturz, Charles, G - (1940, 41, 42)
 Sullivan, Dan, F/G - (1979, 80)
 Svoboda, Jan, F - (1987, 88, 89)
 Swarbrick, Steve, C - (1976, 77, 79, 80)

-T-

Tanner, Mark, G - (1976)
 Tarrants, Frank, C - (1964, 65, 66)
 Taylor, B. - (1943)
 Taylor, G - (1929)
 Taylor, Judson - (1934, 35)
 Taylor, Rich, F/C - (1995, 96, 97)
 Taylor, Robert, F - (1943, 47)
 Terrell, Charles, G - (1990, 91)
 Texdahl, Don, F - (1941)
 Thomas, DeVonte, F - (2006, 07, 08, 09)
 Thomas, Gerald, C - (1984, 86, 87, 88)
 Thomas, Ivor - (1938)
 Thomas, Kevin, F - (1981, 82)
 Thomas, Kyle, F - (2010)
 Thomas, Lloyd, G - (1939)
 Thomason, Bob, F - (1949, 50)

Thurmond, Marion, C - (2001, 02)
 Titchenal, Bob, C - (1939)
 Ton, Garrett, F - (2011)
 Tornell, Deward, G - (1939, 40, 41)
 Trawick, Will, F/C - (1998, 99)
 Tribble, Ron, G - (1969)
 Tueller, Dallas - (1933)

-U-

Urhhammer, Dick, C - (1939, 40, 41)
 Ulrey, Buzz, G - (1958, 59)
 Uthoff, Ed, C - (1981, 82, 83)

-V-

Vagts, Adam - (1930, 1931)
 Valentine, Andre, G/F - (2001, 02)
 Veasey, Bernie, F - (1968, 69, 70)
 Vinson, Greg, C - (1982, 83)

-W-

Wacholz, Stan, F - (1952, 53, 54)
 Wagner, George, F - (1956, 57, 58)
 Walker, Dan, G - (1970, 71, 72, 73)
 Walton, Eric, F/C - (2003, 04)
 Ward, Ron, F/G - (1977)
 Warner, Dwayne, F - (1982, 83)
 Wasserburger, Mike, G - (1990, 91)
 Washington, Willie, F - (1947)
 Waterman, Jim, F - (1947)
 Waters, Dietrich, C - (1986, 87, 88)
 Watson, Burt - (1937)
 Watson, Donta, G - (2005)
 Watson, Vic, G - (1983)
 Webb, Mike, F/G - (1970, 72, 73)
 Webster, C.J., F - (2008, 09, 10)
 Weck, Daniel - (1945)
 Welch, Jack - (1945)
 West, Jim, C - (1949)
 West, Keith, G - (2003)
 Whelihan, Jim, F - (1959, 60)
 White, Cheo, G - (2005)
 Wilborn, Terence, F - (1995)
 Williams, Atiba, G - (1993, 94)
 Williams, Carroll, G - (1953, 54, 55)
 Williams, Carter, C - (1959)
 Williams, Darnell, F - (2000, 01)
 Williams, Eric, G - (1984)
 Williams, George, F - (1988)
 Williams, John, G - (2009)
 Williams, Marmet, G - (1995, 96, 97, 98)
 Williams, Sid, F/C - (1978, 79, 80, 81)
 Wilson, Billy, C/G - (1947, 48, 49, 50)
 Wilson, Danny, G - (1957)
 Wilson, Jerelle, G - (2010)
 Wilson, Kyle, G - (2004)

Wilson, Wynn, G - (1975)
 Wing, Eddie - (1934, 35, 36)
 Woffington, John, G - (1941)
 Wolfe, Don - (1943)
 Woodfin, Ray, G - (1968, 69)
 Wooldridge, Kerry, F - (2007)
 Wright, DaShawn, G - (2008, 09)
 Wuesthoff, Bob, G - (1947, 48, 49, 50)
 Wunker, Swift, F - (1948)
 Wyatt, Herm, C - (1953, 57)
 Wyatt, Lance, F/C - (1984, 85, 86)

-Y-

Yonge, Bill, G - (1961, 62, 63)
 Young, Kenne, F/C - (1988, 90)

-Z-

Zavala, Javier, G - (1993, 94)
 Zeigler, Mitchell, F - (1972)
 Zemanek, M. - (1942, 43)
 Zimmerman, Leroy, C - (1938, 39)

Note: Current criteria to earn a letter award in men's basketball are:

- a.) Playing time in at least half of a team's games in a season, or,
- b.) A minimum of 150 minutes of playing time



Honors

ALL-CONFERENCE

First Team

1946-47Chuck Hughes, C
 1947-48Chuck Hughes, C
Stu Inman, F
 1948-49Bob Hagen, F
Stu Inman, F
 1949-50Stu Inman, F
Bob Wuesthoff, G
 1953-54.....Carroll Williams, G
 1954-55.....Carroll Williams, G
 1964-65S.T. Saffold, F
 1965-66S.T. Saffold, F
 1968-69Darnell Hillman, F
 1972-73Johnnie Skinner, G
 1975-76Ken Mickey, G
 1976-77Ken Mickey, G
 1979-80Wally Rank, F
 1980-81Sid Williams, F/C
 1981-82Chris McNealy, F
 1982-83.....Chris McNealy, F
 1985-86.....Ricky Berry, F/G
 1986-87Ricky Berry, G/F
 1987-88.....Ricky Berry, G/F
 1995-96Olivier Saint-Jean, G/F
 1996-97Olivier Saint-Jean, F
 2009-10Adrian Oliver, G
 2010-11Adrian Oliver, G

Second Team

1947-48Bob Wuesthoff, G
 1948-49Bob Wuesthoff, G
 1949-50.....George Clark, C
 1953-54.....Bud Hjelm, C
 1954-55.....Bud Hjelm, C
 1955-56Tom Crane, G
 1956-57Marv Branstrom, C
 1957-58Gil Egeland, F
 1962-63Dennis Bates, F
 1963-64S.T. Saffold, F
 1966-67Steve Schlink, F
 1968-69Coby Dietrick, F

1969-70Coby Dietrick, F
 1974-75.....Don Ordorff, F
Earl Hogue, G/F
 1975-76Ron Fair, C
Earl Hogue, G/F
 1976-77.....Rick Quinn, F
 1977-78Wally Rank, F
 1978-79Wally Rank, F
 1979-80Mike Mendez, G
 1980-81Mike Mendez, G
Doug Murrey, F
 1984-85Reggie Owens, F
 1993-94Terry Cannon, G
 1998-99Michael Quinney, G
 2004-05Marquin Chandler, F

Honorable Mention

1989-90Kenne Young, C
 1992-93.....Daryl Scott, C
 1993-94.....Jason Allen, F
 2010-11Justin Graham, G

All-Freshman Team

1981-82Michael Dixon, G
Paul Phifer, F
 1983-84.....Stony Evans, F
Gerald Thomas, C
 1984-85Reggie Owens, F
 1989-90Kevin Logan, F
 1990-91Mike Brotherton, F/C

Freshman-of-the-Year

1983-84.....Stony Evans, F
 1984-85Reggie Owens, F

All-Defensive Team

1999-2000.....R.J. Powell, G
 2003Brandon Hawkins, G
 2011Justin Graham, G

All-Newcomer Team

2002Brandon Hawkins, G
 2003Antonio Lawrence, F

2008C.J. Webster, F

Players of the Week

Feb. 28, 1972.....Johnnie Skinner, G
 Jan. 8, 1973Johnnie Skinner, G
 Jan. 27, 1975Pete Miller, G
 Feb. 3, 1975Pat Barrett, G
 Feb. 10, 1975Earl Hogue, F
 Jan. 26, 1976.....Ken Mickey, G
 Feb. 2, 1976Steve Sincock, F
 Feb. 23, 1976Ken Mickey, G
 Jan. 17, 1977.....Ken Mickey, G
 Feb. 7, 1977Ken Mickey, G
 Jan. 16, 1978Sid Williams, F
 Feb. 7, 1978Wally Rank, F
 Jan. 26, 1981Doug Murrey, F
 Jan. 11, 1982Chris McNealy, F
 Dec. 22, 1982.....Chris McNealy, F
 Dec. 31, 1985Ward Farris, G
 Mar. 4, 1985Reggie Owens, F
 Dec. 23, 1986.....Ricky Berry, F
 Jan. 19, 1987Ricky Berry, G
 Mar. 2, 1987Ricky Berry, G
 Jan. 25, 1988Ricky Berry, G
 Dec. 18, 1989Troy Batiste, G
 Feb. 19, 1990Kenne Young, C
 Jan. 21, 1991Terry Cannon, G
 Dec. 23, 1991Terry Cannon, G
 Jan. 24, 1994Terry Cannon, G
 Feb. 27, 1995.....Brad Quinet, G
 Dec. 26, 1995Roy hammonds, C
 Feb. 12, 1996Olivier Saint-Jean, F
 Mar. 4, 1996.....Sam Allen, F
 Dec. 30, 1996Olivier Saint-Jean, F
 Feb. 3, 1997Olivier Saint-Jean, F
 Dec. 28, 1998Shaun Murray, F
 Jan. 11, 1999Terrance Richmond, G/F
 Jan. 21, 2002David Granucci, F
 Dec. 15, 2003Eric Walton, C
 Nov. 29, 2004Marquin Chandler, F
 Jan. 31, 2005Marquin Chandler, F
 Jan. 14, 2008.....C.J. Webster, C
 Dec. 29, 2008C.J. Webster, C



Coby Dietrick



Chris McNealy



Ricky Berry



Olivier Saint-Jean



Brandon Hawkins



Marquin Chandler



Adrian Oliver



Honors

Dec. 21, 2009Adrian Oliver, G
 Jan. 25, 2010.....Adrian Oliver, G
 Dec. 6, 2010.....Justin Graham, G
 Dec. 27, 2010Adrian Oliver, G

All-Academic Team

1999.....Brad Kennett, F
 2001.....Billy Landram, F
 2003.....Brett Lilly, F
 2004.....Brett Lilly, F
 2006Tyree Gardner, G
 Kenny Smith, F
 2007Lance Holloway, F
 2008Lance Holloway, F
 2010Mac Peterson, G
 2011Wil Carter, F
 Keith Shamburger, G
 Garrett Ton, F

All-Tournament Team

1980Mickey Jackson, F
 Mike Mendez, G
 Wally Rank, F
 1981Sid Williams, F/C
 1983Chris McNealy, F
 1985Ward Farris, G
 1987Ricky Berry, G/F
 1996Tito Addison, G
 Olivier Saint-Jean, G/F
 2011.....Adrian Oliver, G

Tournament "Most Valuable Player"

1980Wally Rank, F
 1981Sid Williams, F/C
 1996Olivier Saint-Jean, G/F

"Coach-of-the-Year"

1980Bill Berry
 1994Stan Morrison

NABC All-District

First Team

1983Chris McNealy, F
 1986Ricky Berry, F/G
 1988Ricky Berry, G/F
 1997.....Olivier Saint-Jean, F
 2010.....Adrian Oliver, G
 2011.....Adrian Oliver, G

Second Team

1982Chris McNealy, F
 1987Ricky Berry, G/F

USBWA All-District

1983Chris McNealy, F
 1987Ricky Berry, G/F
 1988Ricky Berry, G/F
 1997.....Olivier Saint-Jean, F
 2010.....Adrian Oliver, G

USBWA Oscar Robertson National Player of the Week

Jan. 26, 2010.....Adrian Oliver, G

ALL-AMERICA

1951Stu Inman, F
 1955Carroll Williams, G
 1980Wally Rank, F
 1981Sid Williams, F/C
 1982Chris McNealy, F
 1983Chris McNealy, F
 1986Ricky Berry, F/G
 1987Ricky Berry, G/F
 1988Ricky Berry, G/F
 1997.....Olivier Saint-Jean, F
 2011.....Adrian Oliver, G

FRESHMAN ALL-AMERICA

1984Stony Evans, F
 1985.....Reggie Owens, F

ALL-STAR GAMES & NATIONAL EVENTS

AIA-Coaches All-America Game

1981Sid Williams, F/C

NABC East-West All-Star Game

1983Chris McNealy, F
 1988Ricky Berry, G/F

Aloha Classic (Orlando Classic)

1983Chris McNealy, F
 1988Ricky Berry, G/F

U.S. Sports Festival


1985Ricky Berry, F/G
 Reggie Owens, F

Pan American Games

1987Ricky Berry, F

Portsmouth (Va.) Invitational

2005Marquin Chandler, F
 2011.....Adrian Oliver, G



Ricky Berry played on the 1987 USA Pan American games team. His #34 was retired in 1989.



Olivier Saint-Jean had his #3 retired in 2002.



Spartans in the Pros



Coby Dietrick

Memphis (ABA)	1971-72
Dallas (ABA)	1973
San Antonio	1974-79
Chicago	1980-82
San Antonio	1983



Darnell Hillman

Indiana (ABA)	1972-77
New Jersey	1978
Denver	1978
Kansas City	1979
Golden State	1980



Wally Rank

San Diego	1981
-----------	------



Chris McNealy

New York	1986-88
----------	---------



Ricky Berry

Sacramento	1989
------------	------



*Olivier Saint Jean
(Tariq Abdul-Wahad)*

Sacramento	1998-99
Orlando	2000
Denver	2000-02
Dallas	2002-05



Rick Darnell

Virginia (ABA)	1976
----------------	------



Harold Crisler was the first known San Jose State product to play professional basketball. Crisler was a member of the 1942 freshman football team. After World War II, he played for the Boston Celtics of the BAA (Basketball Association of America) in 1947.



Stu Inman

Director of Player Personnel	
Portland	1970-85
Milwaukee	1986-87
Miami	1987-92
Dallas	1993-94
Interim Head Coach	
Portland	1972

Draft History

BAA

1946

Ed Hughes, Washington Capitols

NBA

1950

Stu Inman, Chicago Stags, 6th round

1951

Bobby Crowe, Baltimore Bullets, 9th round

1969

Dick Groves, San Diego Rockets, 16th round

1970

Coby Dietrick, Golden State Warriors, 10th round

1971

Darnell Hillman, Golden State Warriors, 1st round, 8th overall pick

1980

Wally Rank, San Diego Clippers, 5th round

1982

Sid Williams, Portland Trail Blazers, 9th round

1982

Doug Murrey, Golden State Warriors, 9th round

1983

Chris McNealy, Kansas City-Omaha Kings, 2nd round

1988

Ricky Berry, Sacramento Kings, 1st round, 18th overall pick

1997

Olivier Saint-Jean, Sacramento Kings, 1st round, 11th overall pick

ABA

1970

Coby Dietrick, Memphis Pros, 6th round

1971

Darnell Hillman, Indiana Pacers, 2nd round

As a Director of Player Personnel, Stu Inman's teams selected Sidney Wicks, Bill Walton, Lionel Hollins, Mychal Thompson, Jim Paxson, Clyde Drexler, Scott Skiles, Steve Smith and Jason Kidd in the first-round of a NBA draft.

Season Scores (1935-1942)



1934-35 (9-9) COACH: Hovey McDonald CAPTAIN: Carl Biddle

Nov.22	San Pablo Athletic Club (H)	28	27	(W)
Dec. 7	Stanford (H)	28	25	(W)
14	Athens Club (H)	26	29	(L)
17	USC (H)	24	42	(L)
22	UCLA (H)	25	35	(L)
Jan. 12	San Francisco State (H)	33	28	(W)
15	Pacific (A)	38	34	(W)
25	Nevada (H)	26	23	(W)
26	Nevada (H)	40	25	(W)
Feb. 2	Red & White Grocers (H)	43	36	(W)
8	Olympic Club (H)	46	47	(L)
15	Fresno State (A)	33	35	(L)
16	Fresno State (A)	39	37	(W)
22	Chico State (H)	25	28	(L)
23	Chico State (H)	50	62	(L)
28	Cal Aggies (A)	44	52	(L)
Mar. 2	Cal Aggies (H)	50	32	(W)

1935-36 (7-9) COACH: Bill Hubbard CAPTAIN: Larry Arnerich

Dec.14	Santa Clara (H)	30	40	(L)
18	UCLA (H)	22	30	(L)
21	Saint Mary's (Calif.) (H)	35	39	(L)
23	Utah State (H)	36	40	(L)
30	Stanford (H)	29	53	(L)
Jan. 2	Utah (H)	40	34	(W)
9	Leon Jacobs Clothiers (H)	44	33	(W)
15	Saint Mary's (Calif.) (H)	29	44	(L)
18	USF (H)	30	43	(L)
24	Nevada (A)	43	35	(W)
25	Nevada (A)	40	39	(W)
29	Santa Clara (H)	46	35	(W)
Feb. 1	San Francisco YMI (H)	24	35	(L)
7	Humboldt State (A)	30	24	(W)
8	Humboldt State (A)	27	26	(W)
12	Santa Clara (H)	27	39	(L)

1936-37 (12-11) COACH: Bill Hubbard CAPTAIN: Mel DeSelle

Dec. 5	Stanford (H)	24	31	(L)
8	Union Printers (H)	53	18	(W)
12	Cardinal Athletic Club (H)	51	42	(W)
15	Stockton YMI	42	28	(W)
17	Watsonville Falcons (H)	42	24	(W)
19	Montana State (H)	37	51	(L)
22	San Diego State (H)	34	32	(W)
23	San Diego State (H)	35	37	(L)
29	Arizona State	24	38	(L)
Jan. 2	Pacific (H)	42	19	(W)
9	Santa Clara (N)	36	38	(L)
13	Olympic Club (H)	41	33	(W)
16	Pacific (A)	35	30	(W)
19	Saint Mary's (Calif.) (A)	36	42	(L)
23	USF (H)	35	40	(L)
26	San Francisco YMI (H)	30	47	(L)
30	Nevada (H)	46	37	(W)
Feb. 2	Athens Club (H)	47	40	(W)
5	Santa Clara (N)	25	37	(L)
12	USF (A)	35	47	(L)
17	Saint Mary's (Calif.) (H)	27	26	(W)
26	Humboldt State (H)	37	23	(W)
27	Humboldt State (H)	36	42	(L)

1937-38 (19-4) NORTHERN CALIFORNIA CONFERENCE CHAMPION

COACH: Bill Hubbard CAPTAIN: Frank Carroll

Dec. 7	Stanford	45	38	(L)
10	Stockton YMI	37	27	(W)
28	Redwood City Shamrocks	43	30	(W)
30	Union Printers	60	46	(W)
Jan. 3	L.A. Young Co.	57	39	(W)
5	Stockton Amblers	69	41	(W)
7	Santa Clara	27	44	(L)
15	Pacific	38	32	(W)
18	Saint Mary's (Calif.)	34	44	(L)
21	USF	50	37	(W)
25	San Francisco State	58	39	(W)
28	Nevada	48	52	(L)
29	Nevada	50	45	(W)
Feb. 1	Pacific	40	33	(W)
4	Santa Clara	42	39	(W)
9	YMI	35	33	(W)
10	USF	55	52	(W)
15	Athens Club	63	60	(W)
18	Saint Mary's (Calif.)	52	40	(W)
21	Santa Clara	50	44	(W)
23	San Francisco State	43	40	(W)
25	Humboldt State	54	36	(W)
26	Humboldt State	46	39	(W)

1938-39 (11-7) COACH: Bill Hubbard CAPTAIN: Lloyd Thomas

Jan. 4	Pacific (A)	26	27	(L)
13	Pacific (H)	51	49	(W)
16	Saint Mary's (Calif.) (N)	45	43	(W)
19	U. of Mexico (H)	57	49	(W)
21	Santa Clara (H)	27	59	(L)
24	USF (H)	56	40	(W)
27	Nevada (H)	61	46	(W)
28	Nevada (H)	44	50	(L)
Feb. 3	Santa Clara (H)	34	40	(L)
7	USF (A)	45	30	(W)
	Modesto Owls	32	28	(W)
15	Saint Mary's (Calif.) (H)	43	38	(W)
17	Santa Barbara State (H)	37	41	(L)
18	Santa Barbara State (H)	57	42	(W)
24	Humboldt State (H)	57	40	(W)
25	Humboldt State (H)	44	31	(W)
Mar. 3	San Diego State (A)	33	38	(L)
4	San Diego State (A)	28	57	(L)

1939-40 (9-10) COACH: Bill Hubbard CAPTAIN: Gus Kotta

Dec.18	UCLA (H)	33	45	(L)
19	UCLA (H)	40	31	(W)
Jan. 2	Pacific (A)	38	40	(L)
6	Pacific (H)	41	30	(W)
12	Fresno State (A)	49	43	(W)
13	Fresno State (A)	45	36	(W)
19	Santa Barbara State (A)	32	36	(L)
20	Santa Barbara State (A)	25	35	(L)
26	Nevada (A)	51	43	(W)
27	Nevada (A)	36	44	(L)
31	USF (H)	35	29	(W)
Feb. 2	Chico State (H)	32	35	(L)
3	Chico State (H)	35	47	(L)
7	Athens Club (H)	43	48	(L)
15	USF (A)	34	45	(L)
23	Humboldt State (A)	35	48	(L)
24	Humboldt State (A)	70	54	(W)
Mar. 1	San Diego State (H)	46	27	(W)
2	San Diego State (H)	39	28	(W)

1940-41 (19-8) CALIFORNIA COLLEGIATE ATHLETIC ASSOCIATION CO-CHAMPION

COACH: Walt McPherson CAPTAIN: Hal Carruth

Dec.27	Humboldt State (H)	62	40	(W)
28	Humboldt State (H)	55	51	(W)
Jan. 3	Utah State (H)	55	41	(W)
9	Pacific (A)	32	36	(L)
10	Moffett Field (H)	56	28	(W)
14	Pacific (H)	46	24	(W)
17	Santa Barbara State (A)	40	43	(L)
18	Santa Barbara State (A)	34	49	(L)
20	San Diego State (A)	44	27	(W)
21	San Diego State (A)	39	50	(L)
25	Stanford (A)	40	42	(L)
28	USF (H)	56	47	(W)
31	Fresno State (H)	39	27	(W)
Feb. 1	Fresno State (H)	56	38	(W)
	Moffett Field (H)	49	42	(W)
7	Chico State (A)	47	34	(W)
8	Chico State (A)	44	53	(L)
	San Francisco Elks Club	47	41	(W)
14	Santa Barbara State (H)	41	34	(W)
15	Santa Barbara State (H)	43	41	(W)
19	USF (A)	38	46	(L)
21	Nevada (H)	50	42	(W)
22	Nevada (H)	57	42	(W)
24	San Diego State (H)	53	48	(W)
25	San Diego State (H)	41	37	(W)
28	Fresno State (A)	45	57	(L)
Mar. 1	Fresno State (A)	39	36	(W)

1941-42 (13-20) COACH: Walt McPherson

Stockton Amblers (H)	36	27	(W)
Oakland Owen Illinois (H)	45	55	(L)
Oakland Chapel of Oaks (H)	51	48	(W)
Oakland Independent Iron Works (H)	40	19	(W)
Moffett Field Flyers (H)	49	55	(L)
San Francisco State (A)	43	60	(L)
San Francisco State (H)	58	44	(W)
Athens Club (H)	50	39	(W)
Santa Barbara State (H)	31	41	(L)
Santa Barbara State (H)	30	28	(W)
The Wardrobe (H)	55	30	(W)
Stanford (A)	38	57	(L)
Golden State (Oakland) (A)	37	44	(L)
Humboldt State (A)	61	54	(W)
Humboldt State (A)	36	43	(L)
Saint Mary's (Calif.) (A)	34	45	(L)
Fresno State (H)	51	47	(W)
Fresno State (H)	28	41	(L)
Pacific (A)	38	52	(L)
USF (A)	37	57	(L)
Pacific (H)	37	40	(L)
Fresno State (A)	59	58	(W)
Fresno State (A)	36	50	(L)
USF (H)	33	35	(L)
Saint Mary's (Calif.) (H)	36	42	(L)
Nevada (A)	54	51	(W)
Nevada (A)	40	66	(L)
Santa Barbara State (A)	37	32	(W)
Santa Barbara State (A)	31	39	(L)
San Diego State (A)	33	35	(L)
San Diego State (A)	34	40	(L)
San Diego State (A)	46	45	(W)
San Diego State (A)	47	66	(L)



Season Scores (1951-1957)

1950-51 (18-12)
NCAA TOURNAMENT PARTICIPANT
COACH: Walt McPherson
ASSISTANTS: Robert Wuesthoff & Tom Cureton
CAPTAIN: Bobby Crowe

Dec. 1	San Francisco State (H)	76	49	(W)
5	Stanford (A)	49	59	(L)
9	CS Sacramento (H)	51	46	(W)
12	Fresno State (H)	56	31	(W)
15	UC Santa Barbara (A)	45	38	(W)
16	(#9) UCLA (A)	59	62	(L)
21	Colorado (H)	49	47	(W)
26	Wisconsin (A)	59	75	(L)
30	Manhattan (A)	54	70	(L)
Jan. 2	Duquesne (A)	57	74	(L)
4	Beloit (A)	57	86	(L)
6	Hamline (A)	47	58	(L)
11	San Francisco YMI (H)	48	46	(W) (OT)
13	Santa Clara (N)	55	50	(W)
17	San Francisco State (A)	62	60	(W) (OT)
19	USF (N)	43	54	(L)
20	Saint Mary's (Calif.) (N)	64	59	(W)
23	Stewart Chevrolet (H)	45	55	(L)
25	Fresno State (A)	85	42	(W)
27	(#14) Arizona (H)	55	62	(L)
30	Cal Poly-SLO (H)	59	54	(L)
Feb. 7	Saint Mary's (Calif.) (H)	66	51	(W)
10	Pacific (H)	58	56	(W)
16	Santa Clara (N)	55	63	(L)
17	USF (N)	61	59	(W)
20	Pacific (A)	53	51	(W)
23	San Diego State (H)	68	37	(W)
24	San Diego State (H)	50	46	(W)
27	USF (H)	52	49	(W) (OT)
Mar 22	* (#11) BYU (N)	61	66	(L)

* - NCAA Western Regionals

1951-52 (15-10)
COACH: Walt McPherson
ASSISTANT: Robert Wuesthoff
CAPTAINS: George Clark & Elmer Craig

Dec. 1	Cal Poly-SLO (H)	49	46	(W)
4	CS Sacramento (H)	61	49	(W)
8	Fresno State (A)	72	58	(W)
14	San Francisco State (H)	59	30	(W)
15	Utah State (H)	59	54	(W)
22	Fresno Mid-Valley AAU (H)	55	40	(W)
Jan. 3	Oregon (H)	51	49	(W)
5	Saint Mary's (Calif.) (A)	52	63	(L)
9	Saint Mary's (Calif.) (H)	49	50	(L)
12	Pacific (H)	35	36	(L)
16	San Francisco YMI (H)	77	50	(W)
19	USF (A)	54	56	(L)
23	Hawai'i (A)	44	42	(W)
25	Universal Motors (A)	53	51	(W)
27	Hickam Field (A)	59	53	(W)
30	Stanford (A)	66	71	(L)
Feb. 2	San Francisco State (A)	54	56	(L)
5	Pacific (A)	49	57	(L)
9	Fresno Mid Valley AAU (A)	47	56	(L)
13	USF (H)	41	40	(W)
19	Fresno State (H)	69	54	(W)
22	Santa Clara (N)	55	66	(L)
23	Saint Mary's (Calif.) (N)	55	59	(L)
29	San Diego State (A)	58	53	(W)
Mar. 1	San Diego State (A)	80	61	(W)

1952-53 (15-8)
COACH: Walt McPherson
ASSISTANT: Robert Wuesthoff
CAPTAINS: Lee Jensen & Don Edwards

Dec. 2	CS Sacramento (A)	43	42	(W)
5	Fresno State (H)	58	40	(W)
9	San Francisco State (H)	63	56	(W)
26	Stanford (H)	68	62	(W)
27	Santa Clara (H)	42	58	(L)
Jan. 2	USF (A)	47	67	(L)
13	Santa Clara (H)	47	65	(L)

17	Pepperdine (H)	78	60	(W)
20	Saint Mary's (Calif.) (A)	65	67	(L)
23	Utah State (A)	59	63	(L)
24	Utah State (A)	69	55	(W)
28	San Francisco State (A)	65	63	(W)
31	Pacific (A)	66	54	(W)
Feb. 6	Cal Poly-SLO (A)	67	69	(L)
7	Loyola (Calif.) (A)	57	61	(L) (OT)
10	Saint Mary's (Calif.) (H)	61	46	(W)
13	Pacific (H)	81	54	(W)
14	CS Sacramento (H)	49	40	(W)
17	Fresno State (A)	82	60	(W)
20	USF (H)	58	46	(W)
24	Santa Clara (H)	47	50	(L) (OT)
27	San Diego State (H)	66	54	(W)
28	San Diego State (H)	77	61	(W)

1953-54 (12-15)
COACH: Walt McPherson
ASSISTANT: Jerry Vroom
CAPTAIN: Carroll Williams

Dec. 1	San Francisco State (H)	75	55	(W)
4	Oregon (A)	63	74	(L)
5	Oregon (A)	70	74	(L) (OT)
11	(#17) California (A)	48	56	(L)
18	Arizona (A)	77	81	(L) (OT)
19	Arizona State (A)	61	50	(W)
21	Pepperdine (A)	57	67	(L)
29	Cal Poly-SLO (H)	47	46	(W)
30	San Francisco State (A)	61	58	(W)
Jan. 5	Santa Clara (H)	39	41	(L) (OT)
8	St. Mary's (Calif.) (H)	56	57	(L)
13	USF (A)	50	57	(L)
15	Pacific (H)	54	57	(L)
19	Fresno State (A)	58	60	(L)
23	Stanford (A)	58	80	(L)
26	Stanford (H)	60	70	(L)
Feb. 2	Santa Clara (H)	47	76	(L)
4	Loyola (Calif.) (H)	68	57	(W)
6	Pacific (H)	63	48	(W)
9	Saint Mary's (Calif.) (A)	57	55	(W)
12	CS Sacramento (H)	49	57	(L)
15	USF (H)	66	49	(W)
17	Pacific (A)	70	64	(W)
19	Santa Clara (H)	72	53	(W)
23	Saint Mary's (Calif.) (H)	59	54	(W)
26	Fresno State (H)	78	63	(W)
Mar. 1	USF (A)	57	76	(L)

1954-55 (16-9)
COACH: Walt McPherson
ASSISTANT: Jerry Vroom
CAPTAIN: Carroll Williams

Dec. 1	Fresno State (H)	69	62	(W)
3	Stanford (A)	69	80	(L)
7	San Francisco State (A)	73	67	(W)
10	San Dimas (H)	69	46	(W)
20	UC Santa Barbara (H)	55	73	(L)
27	Beloit (A)	68	75	(L)
28	Marquette (A)	68	80	(L)
30	Washington U. (A)	88	48	(W)
Jan. 5	Pacific (A)	66	54	(W)
7	St. Mary's (Calif.) (H)	52	48	(W)
10	(#5) USF (A)	30	56	(L)
14	Santa Clara (H)	47	40	(W)
18	Fresno State (A)	63	60	(W)
22	Loyola (Calif.) (A)	75	65	(W)
26	Cal Poly-SLO (H)	73	66	(W)
28	San Diego State (H)	59	48	(W)
Feb. 1	Santa Clara (H)	45	57	(L)
4	Pacific (H)	70	62	(W)
8	San Francisco State (H)	63	56	(W)
11	(#1) USF (H)	49	59	(L)
14	Saint Mary's (Calif.) (A)	64	62	(W)
17	Santa Clara (H)	57	60	(L)
23	(#1) USF (H)	40	64	(L)
25	Saint Mary's (Calif.) (A)	68	58	(W)
Mar. 2	Pacific (A)	65	63	(W)

1955-56 (15-10)
COACH: Walt McPherson
ASSISTANTS: Carroll Williams & Jerry Vroom
CAPTAIN: Tom Crane

Dec. 2	Seattle (A)	65	59	(W)
3	Seattle (A)	46	62	(L)
10	CS Sacramento (H)	66	41	(W)
13	San Francisco State (H)	65	59	(W) (OT)
16	Arizona (A)	68	63	(W)
17	Arizona State (A)	62	81	(L)
19	San Diego State (A)	50	57	(L)
30	Arizona State (H)	69	58	(W)
Jan. 2	CS Sacramento (A)	58	52	(W)
6	Santa Clara (H)	59	38	(W)
13	Pepperdine (A)	80	66	(W)
14	Loyola (Calif.) (A)	45	41	(W)
17	Pacific (H)	61	32	(W)
31	(#1) USF (A)	40	67	(L)
Feb. 3	Saint Mary's (Calif.) (A)	52	59	(L)
4	Pepperdine (H)	67	65	(W)
7	Santa Clara (H)	54	52	(W)
11	Fresno State (H)	85	66	(W)
14	(#1) USF (H)	52	76	(L)
17	Pacific (A)	59	60	(L)
18	Loyola (Calif.) (H)	69	71	(L)
21	Fresno State (A)	70	67	(W)
24	San Francisco State (A)	66	51	(W)
28	Saint Mary's (Calif.) (H)	60	70	(L)
Mar. 3	Stanford (A)	70	72	(L)

1956-57 (13-12)
COACH: Walt McPherson
ASSISTANTS: Fred Niemann & Jerry Vroom
CAPTAIN: Jack Rowley

Nov.30	Stanford (H)	59	55	(W)
Dec. 1	CS Sacramento (H)	56	43	(W)
4	Arizona State (A)	82	71	(W)
11	San Francisco State (H)	67	52	(W)
14	Valparaiso (A)	71	69	(W)
17	Evansville (A)	73	81	(L)
18	Washington U. (A)	55	46	(W)
20	(#15) Oklahoma City (A)	74	91	(L)
27	Santa Clara (H)	47	57	(L)
29	California (A)	47	69	(L)
Jan. 4	USF (A)	51	66	(L)
5	Pepperdine (H)	80	54	(W)
11	Loyola (Calif.) (A)	78	74	(W)
12	Pepperdine (A)	62	42	(W)
15	Fresno State (H)	75	79	(L) (OT)
22	Fresno State (A)	77	75	(W)
Feb. 1	Pacific (A)	66	65	(W)
5	Santa Clara (H)	59	67	(L)
9	Saint Mary's (Calif.) (A)	75	77	(L)
12	Pacific (H)	72	69	(W)
15	Loyola (Calif.) (H)	79	64	(W)
19	San Francisco State (A)	67	68	(L)
22	Saint Mary's (Calif.) (H)	66	67	(L)
26	Santa Clara (H)	58	68	(L)
Mar. 1	USF (H)	85	76	(L)



Scores & Statistics (1958 & 1959)

1957-58 (13-13)			1957-58 Individual Statistics										
COACH: Walt McPherson			Player	G	FG-FGA	Pct.	FT-FTA	Pct.	REB	Avg.	PF-D	Pts.	Avg.
ASSISTANTS: Jerry Vroom & Stu Inman			E. Diaz	26	120-329	.365	114-165	.691	117	4.5	51-0	354	13.6
CAPTAIN: Gil Egeland			G. Egeland	26	131-292	.449	61-76	.803	112	4.3	85-3	323	12.4
Dec	3	San Francisco State (H)	B. Larson	26	90-192	.468	82-129	.636	247	9.5	63-2	262	10.0
	6	California (A)	M. Branstrom	25	93-239	.390	65-121	.537	271	10.8	76-4	251	10.0
	10	Oregon (A)	N. Fitzgerald	26	97-238	.408	31-45	.689	88	3.4	48-0	225	8.7
	11	Oregon (A)	D. Rye	21	32-81	.395	12-20	.600	32	1.5	31-1	76	3.6
	14	Stanford (A)	G. Wagner	24	16-77	.208	13-29	.448	43	1.8	17-0	45	1.9
	20	Idaho State (A)	D. Reid	20	13-40	.325	7-8	.875	16	0.8	20-0	33	1.7
	21	Idaho State (A)	A. Lundquist	12	8-22	.364	1-3	.333	26	2.2	12-0	17	1.4
	27	Arizona (H)	J. Harris	13	6-15	.400	4-10	.400	13	1.0	3-0	16	1.2
	28	Arizona State (H)	P. Ashmore	3	0-0	.000	3-4	.750	0	0.0	2-0	3	1.0
Jan	4	(#6) USF (H)	A. Pasquinelli	17	2-10	.200	4-8	.500	6	0.3	9-0	8	0.5
	7	Saint Mary's (Calif.) (A)	J. Embree	14	2-10	.200	2-3	.667	13	0.9	4-0	6	0.4
	10	Loyola (Calif.) (H)	D. Rano	9	1-10	.100	2-4	.500	1	0.1	3-0	4	0.4
	11	Pepperdine (H)	B. Ulrey	9	1-16	.062	1-10	.100	2	0.2	3-0	3	0.3
	14	Pacific (H)	Team						69				
	17	Fresno State (A)	SJSU	26	612-1571	.390	402-635	.633	1057	40.7	427-10	1626	62.5
	21	Fresno State (H)	OPP.	26	585-1598	.366	376-573	.656	1072	41.2	474-11	1546	59.5
Feb.	1	San Diego State (H)											
	4	Santa Clara (H)											
	7	CS Sacramento (A)											
	11	San Francisco State (A)											
	14	Saint Mary's (Calif.) (H)											
	18	Pacific (A)											
	21	Loyola (Calif.) (A)											
Feb.	22	Pepperdine (A)											
	25	Santa Clara (H)											
	28	(#4) USF (A)											

1958-59 (5-19)			1958-59 Individual Statistics										
COACH: Walt McPherson			Player	G	FG-FGA	Pct.	FT-FTA	Pct.	REB	Avg.	PF-D	Pts.	Avg.
ASSISTANTS: Jerry Vroom & Stu Inman			N. Fitzgerald <td>24</td> <td>121-348</td> <td>.348</td> <td>55-79</td> <td>.696</td> <td>133</td> <td>5.5</td> <td>58-1</td> <td>297</td> <td>12.3</td>	24	121-348	.348	55-79	.696	133	5.5	58-1	297	12.3
CAPTAINS: Ned Fitzgerald & Joe McGrath			J. McGrath <td>22</td> <td>75-188</td> <td>.399</td> <td>66-91</td> <td>.725</td> <td>67</td> <td>3.0</td> <td>52-1</td> <td>216</td> <td>9.8</td>	22	75-188	.399	66-91	.725	67	3.0	52-1	216	9.8
Dec.	1	Stanford (A)	A. Lundquist	24	60-145	.414	40-73	.547	222	9.2	64-2	160	6.6
	3	California (A)	B. Chapman	24	43-131	.327	43-64	.672	103	4.3	59-0	129	5.6
	9	San Francisco State (H)	B. Ulrey	22	46-160	.287	31-46	.673	60	2.7	42-1	123	5.4
	12	*San Diego State (N)	J. Whelihan	21	44-121	.363	20-33	.606	55	2.6	17-0	108	5.1
	13	*Pepperdine (N)	A. Simon	19	17-73	.233	24-47	.510	58	3.1	47-3	58	3.1
	15	Wheaton (H)	L. Reeser	5	2-4	.500	5-6	.833	1	0.2	1-0	9	1.8
	19	Redlands (H)	J. Embree	22	10-40	.250	15-26	.577	49	2.2	18-0	35	1.6
Jan.	2	Arizona (A)	A. Andreas	19	11-40	.275	8-13	.615	7	0.4	16-0	30	1.6
	3	Arizona State (A)	J. Harris	14	4-27	.148	14-19	.737	10	0.7	9-0	22	1.6
	5	New Mexico State (A)	C. Henry	8	4-9	.444	0-1	.000	9	1.1	7-0	8	1.0
	10	USF (A)	D. Harris	6	1-7	.142	0-2	.000	7	1.2	3-0	2	0.3
	13	Santa Clara (H)	Donohue	3	0-0	.000	0-0	.000	0	0.0	0-0	0	0.0
	16	Pacific (A)	O'Brien	3	0-0	.000	0-1	.000	0	0.0	0-0	0	0.0
	30	Pacific (H)	SJSU	24	438-1293	.345	321-501	.647	931	38.8	393-8	1197	49.9
	31	San Diego State (H)	OPP.	24	495-1339	.369	362-556	.651	1142	47.6	374-10	1352	56.3
Feb.	3	USF (H)											
	6	Pepperdine (H)											
	7	Loyola (Calif.) (H)											
	10	San Francisco State (A)											
	13	Loyola (Calif.) (A)											
	14	Pepperdine (A)											
	20	Saint Mary's (Calif.) (H)											
	24	Santa Clara (H)											
	27	Saint Mary's (Calif.) (A)											

* - Poinsettia Tournament

Scores & Statistics (1960 & 1961)



1959-60 (6-19)

COACH: Walt McPherson
ASSISTANT: Stu Inman
CAPTAIN: Bob Chapman

Dec. 1	San Francisco State (H)	54	41	(W)
3	Stanford (A)	31	69	(L)
5	Denver (A)	47	64	(L)
12	California (A)	43	54	(L)
14	Fresno State (H)	68	63	(W)
21	Oregon (A)	41	56	(L)
22	Oregon (A)	45	58	(L)
26	* USF (N)	48	51	(L)
29	* Pepperdine (N)	60	84	(L)
30	* Pacific (N)	56	61	(L)
Jan. 5	San Francisco State (A)	81	57	(W)
8	Pacific (H)	55	66	(L)
12	Santa Clara (H)	47	49	(L)
19	Fresno State (A)	45	70	(L)
23	Saint Mary's (Calif.) (H)	58	64	(L)
30	San Diego State (H)	57	52	(W)
Feb. 6	Santa Clara (H)	41	65	(L)
9	Pacific (A)	58	50	(W)
12	Pepperdine (A)	58	62	(L)
13	Loyola (Calif.) (A)	42	51	(L)
16	USF (H)	69	66	(W)
19	Pepperdine (H)	70	72	(L)
20	Loyola (Calif.) (H)	48	55	(L)
23	Saint Mary's (Calif.) (A)	54	69	(L)
26	USF (A)	58	74	(L)

* - WCAC Tournament

1959-60 Individual Statistics

Player	G	FG-FGA	Pct.	FT-FTA	Pct.	REB	Avg.	PF	Pts.	Avg.
V. Corl	23	113-325	.348	38-56	.679	106	4.6	56	264	11.5
D. Marc	25	98-257	.361	70-110	.636	190	7.6	48	266	10.6
J. McGrath	17	46-128	.359	59-88	.670	47	2.8	43	151	8.9
G. Ryan	25	74-208	.356	24-56	.429	104	4.2	50	172	6.9
B. Chapman	25	57-146	.390	34-63	.540	115	4.6	68	148	5.9
V. Barnes	25	50-151	.331	23-42	.548	71	2.8	31	123	4.9
J. Whelihan	11	23-88	.261	1-6	.167	32	2.8	13	47	4.2
A. Dalbey	25	23-80	.288	31-50	.620	88	3.5	40	77	3.1
F. Mitchell	9	8-24	.333	10-13	.769	11	1.2	8	26	2.9
N. Bostock	8	6-22	.273	8-13	.615	17	2.1	9	20	2.5
J. Embree	16	8-24	.333	5-11	.455	29	1.8	20	21	1.3
P. Ashmore	15	5-21	.238	6-13	.462	4	0.2	10	16	1.1
R. Pliier	3	1-5	.200	1-2	.500	0	0.0	2	3	1.0
SJSU	25	512-1497	.346	310-523	.593	972	38.9	398	1334	53.4
OPP.	25	562-1377	.423	355-552	.607	1125	45.0	389	1519	60.6



Vic Corl



Dennis Marc



Joe McGrath



Gary Ryan



Bob Chapman

1960-61 (11-14)

COACH: Stu Inman
ASSISTANT: Danny Glines
CAPTAINS: Norm Bostock & Joe Braun

Dec. 2	Fresno State (H)	74	54	(W)
6	California (A)	39	43	(L)
9	San Francisco State (H)	55	44	(W)
10	UC Davis (H)	63	39	(W)
14	Idaho State (A)	46	41	(W)
16	(#16) Utah (A)	48	82	(L)
19	St. Louis (A)	26	52	(L)
21	Washington U. (A)	47	49	(L)
26	* Loyola (Calif.) (N)	53	51	(W)
27	* Saint Mary's (Calif.) (N)	40	41	(L)
29	* Santa Clara (N)	42	48	(L)
Jan. 7	Santa Clara (H)	31	45	(L)
14	Pacific (A)	48	44	(W)
26	Redlands (H)	55	41	(W)
28	Fresno State (H)	63	68	(L)
Feb. 3	Loyola (Calif.) (H)	45	54	(L)
4	Pepperdine (H)	68	46	(W)
6	Pepperdine (A)	67	56	(W)
7	Loyola (Calif.) (A)	46	55	(L)
14	Santa Clara (H)	29	30	(L)
18	USF (A)	39	40	(L)
24	St. Mary's (Calif.) (H)	46	65	(L)
25	Pacific (H)	60	45	(W)
Mar. 3	USF (A)	38	49	(L)
4	Saint Mary's (Calif.) (A)	74	72	(W)

* - WCAC Tournament

1960-61 Individual Statistics

Player	G	FG-FGA	Pct.	FT-FTA	Pct.	REB	Avg.	PF	Pts.	Avg.
J. Braun	25	98-238	.412	69-111	.622	176	7.0	75	265	10.6
N. Bostock	25	69-204	.338	41-66	.621	90	3.6	52	179	7.2
D. Bates	25	57-182	.313	60-97	.619	134	5.4	84	174	7.0
V. Barnes	25	58-187	.310	48-76	.632	113	4.5	52	161	6.4
B. Robertson	20	50-135	.370	24-37	.649	103	4.1	52	124	6.2
B. Yonge	25	52-153	.340	35-64	.547	81	3.2	60	139	5.6
G. Ryan	22	36-121	.290	41-55	.746	53	2.4	23	113	5.2
D. O'Mohundro	8	6-28	.214	6-8	.750	15	1.9	7	18	2.3
A. Andreas	2	0-0	.000	4-6	.667	0	0.0	0	4	2.0
B. Cassell	1	1-3	.333	0-0	.000	1	1.0	0	2	2.0
B. Lister	12	7-25	.280	9-17	.529	27	2.3	15	23	1.9
D. Romine	19	10-48	.208	9-21	.429	23	1.2	27	29	1.5
V. Corl	7	2-15	.133	2-2	1.000	7	1.0	1	6	0.9
R. Skillern	5	0-1	.000	2-5	.400	3	0.6	1	2	0.4
SJSU	25	446-1340	.333	350-565	.619	993	39.7	451	1242	49.7
OPP.	25	420-1094	.384	414-628	.659	946	37.9	390	1254	50.2



Joe Braun



Norm Bostock



Dennis Bates



Vance Barnes



Bill Robertson



Scores & Statistics (1962 & 1963)

1961-62 (13-11)
COACH: Stu Inman
ASSISTANT: Danny Glines
CAPTAIN: Vance Barnes

Dec. 2	# Chico State (H)	66	31	(W)
7	# San Francisco State (A)	60	35	(W)
8	# Nevada (A)	71	43	(W)
9	# Nevada (A)	75	54	(W)
12	# Fresno State (H)	71	42	(W)
15	# Utah (A)	50	60	(L)
16	# Utah State (A)	58	72	(L)
20	# BYU (A)	60	54	(W)
21	# New Mexico (A)	51	63	(L)
26	* Saint Mary's (Calif.) (N)	46	48	(L)
27	* San Francisco State (N)	58	39	(W)
29	* Pacific (N)	49	47	(W)
Jan. 4	# USF (A)	39	36	(W)
10	# Pacific (A)	59	48	(W)
13	# St. Mary's (Calif.) (A)	51	37	(W)
Feb. 9	# Pepperdine (H)	52	50	(W)
10	# Loyola (Calif) (H)	59	49	(W)
16	Pepperdine (A)	53	71	(L)
17	Loyola (Calif.) (H)	55	70	(L)
23	USF (H)	52	54	(L)
27	Santa Clara (H)	48	69	(L)
Mar. 2	Saint Mary's (Calif.) (H)	57	67	(L)
6	Pacific (H)	56	62	(L)
10	Santa Clara (H)	46	61	(L)

- Game forfeited by San Jose State
 * - WCAC Tournament

1961-62 Individual Statistics

Player	G	FG-FGA	Pct.	FT-FTA	Pct.	REB	Avg.	PF-D	Pts.	Avg.
J. Braun	12	52-114	.456	25-42	.595	78	6.5	34-2	131	10.9
B. Robertson	15	66-148	.445	31-44	.705	95	5.3	49-2	163	10.3
D. Bates	24	77-194	.396	81-123	.658	137	5.7	73-6	235	9.8
B. Yonge	24	66-179	.368	36-56	.543	87	3.6	52-4	158	7.0
V. Barnes	22	58-157	.369	36-74	.486	100	4.5	45-1	152	6.9
H. Edwards	24	73-179	.408	16-37	.432	116	4.8	86-9	162	6.7
R. Dahl	24	49-128	.382	48-85	.565	91	3.8	70-7	146	6.1
B. Nye	20	28-80	.350	8-18	.444	68	3.4	20-0	64	3.2
G. Gresham	15	14-49	.285	11-19	.579	27	1.8	27-1	39	2.6
C. Carpenter	18	5-26	.278	31-43	.721	26	1.4	10-0	41	2.3
J. Gwartney	10	11-32	.344	0-2	.000	10	1.0	11-0	22	2.2
G. Citta	10	7-17	.412	5-8	.625	10	1.0	10-0	19	1.9
J. Mercer	3	0-1	.000	0-1	.000	0	0.0	0-0	0	0.0
L. Kearns	3	0-1	.000	0-0	.000	0	0.0	0-0	0	0.0
SJSU	24	506-1305	.387	328-552	.594	1012	42.2	497-32	1342	55.9
OPP.	24	413-1084	.381	436-654	.667	900	37.5	417-7	1262	52.5



Joe Braun



Bill Robertson



Dennis Bates



Bill Yonge



Vance Barnes

1962-63 (14-10)

COACH: Stu Inman
ASSISTANTS: Danny Glines & Bob Wendell
CAPTAINS: Dennis Bates & Bill Yonge

Nov.30	Portland (A)	60	43	(W)
Dec. 1	Portland (A)	66	48	(W)
6	San Francisco State (H)	52	43	(W)
7	UC Santa Barbara (A)	70	46	(W)
11	Fresno State (A)	42	56	(L)
14	San Fernando State (H)	70	52	(W)
17	(#10) Illinois (A)	64	90	(L)
19	Michigan (A)	52	60	(L)
20	Detroit (A)	76	82	(L)
26	* Pepperdine (N)	64	54	(W)
28	* Santa Clara (N)	65	62	(W)
30	* St. Mary's (Calif.) (N)	55	51	(W)
Jan. 5	Pacific (A)	42	41	(W)
11	Saint Mary's (Calif.) (A)	50	56	(L)
12	Loyola (Calif.) (H)	62	52	(W)
Feb. 2	Santa Clara (H)	55	57	(L)
8	Pepperdine (H)	67	60	(W)
15	Loyola (Calif.) (A)	48	56	(L)
16	Pepperdine (A)	63	80	(L)
22	USF (H)	49	48	(W)
23	Santa Clara (H)	57	77	(L)
Mar. 4	Saint Mary's (Calif.) (H)	60	59	(W)
6	USF (A)	46	51	(L)
9	Pacific (H)	61	43	(W)

* - WCAC Tournament

1962-63 Individual Statistics

Player	G	FG-FGA	Pct.	FT-FTA	Pct.	REB	Avg.	PF-D	Pts.	Avg.
D. Bates	24	107		82-117	.701			71-4	296	12.3
B. Robertson	15	57-177	.322	50-76	.656	100	6.7	55-3	164	10.9
H. Edwards	24	90		30-67	.448			86-9	210	8.8
B. Yonge	24	77		47-81	.580			71-3	201	8.4
E. Sims	20	62		24-53	.453			45-1	142	7.1
A. Jancsi	24	37		44-58	.759			30-0	118	4.9
R. Labetich	24	37		38-62	.613			57-0	112	4.7
M. Simpson	23	44		18-27	.667			21-0	106	4.6
C. Carpenter	17	4		10-13	.769			9-0	18	1.1
G. Citta	8	2		8-10	.800			2-0	7	0.9
G. Boggs	9	1		4-5	.800			4-0	6	0.7
L. Kearns	4	1-3	.333	0-0	.000	3	0.7	1-0	2	0.5
C. Perez	7	0		0-0	.000			0-0	0	0.0
B. Lindsten	2	0-1	.000	0-0	.000	3	1.5	0-0	0	0.0
SJSU	24	520		353-640	.552			464-23	1393	58.0
OPP.	24	481		421-608	.692			438-20	1383	57.6



Dennis Bates



Bill Robertson



Harry Edwards



Bill Yonge



Eddie Sims

Scores & Statistics (1964 & 1965)



1963-64 (14-10)

COACH: Stu Inman

ASSISTANT: Danny Glines

CAPTAINS: Harry Edwards & Al Jancsi

1963-64 Individual Statistics

			Player	G	FG-FGA	Pct.	FT-FTA	Pct.	REB	Avg.	PF-D	Pts.	Avg.
			S. T. Saffold	24	106-248	.427	42-70	.600	226	9.4	57-0	254	10.6
			H. Edwards	22	96-243	.395	33-65	.508	128	5.8	79-7	225	10.2
			A. Jancsi	24	46-112	.411	52-72	.722	72	3.0	39-0	144	6.0
			F. Tarrantts	23	48-166	.289	41-78	.526	128	5.6	45-0	137	5.9
			P. Newell	24	51-142	.359	29-44	.659	43	1.8	30-0	131	5.5
			R. Labetich	24	45-114	.395	36-54	.667	41	1.7	57-4	126	5.3
			B. Kinzie	22	42-114	.368	13-23	.565	66	3.0	38-0	97	4.4
			J. Goodere	23	33-104	.317	27-42	.643	76	3.3	43-0	93	4.0
			G. Gresham	23	26-60	.433	26-43	.605	44	1.9	41-1	78	3.4
			R. Gugat	8	8-21	.381	11-19	.579	16	2.0	8-0	27	3.4
			M. Simpson	3	3-12	.250	4-6	.667	3	1.0	2-0	10	3.3
			R. Gilmore	1	1-1	1.000	0-0	.000	0	0.0	0-0	2	2.0
			B. Griggs	8	7-22	.318	0-7	.000	11	1.4	5-0	14	1.8
			G. Peterson	5	2-5	.400	3-5	.600	5	1.0	2-0	7	1.4
			E. Burton	2	1-2	.500	0-0	.000	3	1.5	0-0	2	1.0
			SJSU	24	515-1366	.377	317-528	.600	1011	42.1	446-12	1347	56.1
			OPP.	24	477-1226	.389	353-543	.650	990	41.3	422-10	1307	54.5

* - WCAC Tournament



S.T. Saffold



Harry Edwards



Al Jancsi



Frank Tarrantts



Pete Newell

1964-65 (14-10)

COACH: Stu Inman

ASSISTANT: Danny Glines

CAPTAIN: Ron Labetich

1964-65 Individual Statistics

			Player	G	FG-FGA	Pct.	FT-FTA	Pct.	REB	Avg.	PF-D	Pts.	Avg.
			S. T. Saffold	24	153-353	.433	72-93	.774	226	9.4	56-2	378	15.6
			P. Newell	24	143-348	.412	50-77	.649	125	5.2	50-0	336	14.1
			F. Tarrantts	24	99-225	.440	66-113	.584	158	6.6	59-0	264	11.0
			J. Gleason	24	48-101	.475	42-52	.808	48	2.0	53-3	138	5.8
			J. Carmichael	11	21-47	.447	22-34	.647	43	3.9	31-1	64	5.8
			R. Labetich	24	44-129	.341	34-48	.708	66	2.8	66-3	122	5.1
			G. Gresham	24	35-85	.412	29-44	.659	49	2.0	48-2	99	4.1
			S. Schlink	24	28-73	.384	22-34	.647	63	2.6	34-0	78	3.3
			J. Keating	22	17-66	.258	21-43	.488	25	1.2	20-0	55	2.5
			B. Beutler	10	7-25	.280	7-13	.539	28	2.8	7-0	21	2.1
			B. Clegg	2	1-5	.200	2-2	1.000	3	1.5	1-0	4	2.0
			D. Smith	2	0-3	.000	3-4	.750	1	0.5	0-0	3	1.5
			B. Higgins	15	6-23	.261	9-13	.615	27	1.8	15-0	21	1.4
			P. Konrad	5	2-4	.500	2-2	1.000	1	0.2	1-0	6	1.2
			Team						146				
			SJSU	24	604-1487	.406	381-572	.667	1009	42.0	441-11	1589	66.2
			OPP.	24	607-1464	.415	384-572	.671	1110	46.3	446-14	1598	66.6

* - WCAC Tournament



S.T. Saffold



Pete Newell



Frank Tarrantts



Jack Gleason



Ron Labetich



Scores & Statistics (1966 & 1967)

1965-66 (11-13)
COACH: Stu Inman
ASSISTANT: Danny Glines
CAPTAINS: Pete Newell & S.T. Saffold

Dec. 3	San Francisco State (H)	87	67 (W)
6	Stanford (A)	58	57 (W)
13	Nevada (H)	77	58 (W)
18	Utah (A)	57	88 (L)
21	Arizona State (A)	62	67 (L)
22	Arizona (A)	47	56 (L)
28	* Loyola (Calif.) (N)	67	62 (W)
29	* UC Santa Barbara (N)	56	69 (L)
30	* Pacific (N)	68	75 (L)
Jan. 8	UC Santa Barbara (H)	71	52 (W)
14	Pacific (A)	57	71 (L)
15	Saint Mary's (Calif.) (A)	61	57 (W)
29	California (A)	52	64 (L)
Feb. 3	Santa Clara (H)	74	69 (W)
5	USF (H)	65	81 (L)
11	Pepperdine (A)	101	79 (W)
12	Loyola (Calif.) (A)	66	64 (W)
18	Santa Clara (A)	72	94 (L)
19	USF (A)	74	75 (L)
22	UC Santa Barbara (A)	76	83 (L)
24	Pepperdine (H)	90	83 (W)
28	Loyola (Calif.) (H)	65	77 (L)
Mar. 2	Pacific (H)	73	77 (L) (OT)
5	Saint Mary's (Calif.) (H)	78	67 (W)

1965-66 Individual Statistics

Player	G	FG-FGA	Pct.	FT-FTA	Pct.	REB	Avg.	PF-D	Pts.	Avg.
S. T. Saffold	24	162-369	.438	94-132	.713	253	10.6	49-0	418	17.4
F. Tarrantts	24	124-249	.498	61-95	.643	173	7.2	59-3	309	12.8
P. Newell	24	128-305	.420	39-50	.778	110	4.5	50-0	295	12.3
S. Schlink	24	61-138	.442	31-45	.689	107	4.4	57-3	153	6.4
J. Keating	24	56-133	.421	32-59	.543	34	1.4	36-0	144	6.0
J. Gleason	20	43-78	.553	17-20	.850	32	1.6	63-5	103	5.1
C. Denzer	22	36-90	.400	15-29	.518	81	3.6	24-1	87	3.9
J. Brennan	17	16-48	.333	11-21	.524	24	1.4	16-0	43	2.5
R. Durand	19	12-49	.245	9-21	.429	34	1.7	22-0	33	1.7
G. Boggs	22	9-30	.307	9-10	.900	15	0.6	29-0	27	1.2
B. Clegg	14	7-38	.184	6-12	.500	29	2.0	15-0	20	1.4
D. McConnell	8	5-16	.313	3-4	.750	5	0.6	3-0	13	1.6
R. Carpenter	10	3-8	.375	0-1	.000	4	0.4	7-0	6	0.6
K. Erickson	4	1-4	.250	1-2	.500	1	0.2	1-0	3	0.7
Team						143				
SJSU	24	663-1555	.426	328-501	.655	1076	44.8	431-12	1654	68.9
OPP.	24	650-1452	.447	390-559	.700	1027	42.8	389-10	1690	70.4

* - WCAC Tournament



S.T. Saffold



Frank Tarrantts



Pete Newell



Steve Schlink



John Keating

1966-67 (9-15)
COACH: Dan Glines
ASSISTANT: Stan Morrison
CAPTAIN: Steve Schlink

Dec 2	Arizona (H)	68	79 (L)
5	Arizona State (H)	66	62 (W)
9	+ CS Los Angeles (N)	67	79 (L)
10	+ Idaho State (N)	114	85 (W)
20	Nevada (A)	89	63 (W)
21	Nevada (A)	60	57 (W)
23	Utah (A)	77	102 (L)
28	* Loyola (Calif.) (N)	70	86 (L)
29	* Pepperdine (N)	94	88 (W)
30	* Santa Clara (N)	79	99 (L)
Jan 7	UC Santa Barbara (A)	75	96 (L)
14	Pepperdine (H)	91	98 (L) (OT)
28	Loyola (Calif.) (H)	79	97 (L)
Feb 1	Santa Clara (H)	75	91 (L)
3	USF (A)	60	72 (L)
9	St. Mary's (Calif.) (H)	92	74 (W)
11	Pacific (A)	60	107 (L)
18	UC Santa Barbara (H)	89	77 (W)
23	Santa Clara (H)	74	75 (L)
25	USF (H)	73	69 (W)
Mar 3	Pacific (H)	64	75 (L)
4	St. Mary's (Calif.) (A)	68	64 (W)
10	Pepperdine (A)	99	102 (L)
11	Loyola (Calif.) (A)	65	82 (L)

1966-67 Individual Statistics

Player	G	FG-FGA	Pct.	FT-FTA	Pct.	REB	Avg.	PF-D	Pts.	Avg.
S. Schlink	24	176-417	.435	67-92	.728	199	8.3	52-2	419	17.5
R. Carpenter	24	97-270	.360	89-146	.610	135	5.6	70-5	283	11.8
J. Meyer	24	102-215	.474	52-96	.542	129	5.3	97-10	256	10.7
B. Clegg	20	91-177	.514	26-39	.667	107	5.3	77-6	208	10.4
D. McConnell	24	88-228	.386	55-90	.611	162	6.8	76-3	231	9.6
D. Denzer	22	62-166	.373	45-77	.587	141	6.4	42-0	169	7.7
K. Erickson	4	9-19	.474	6-10	.600	7	1.7	3-0	24	6.0
R. Durand	24	40-126	.318	20-36	.556	77	3.2	49-0	100	4.2
B. South	23	25-67	.373	23-37	.622	44	1.9	40-0	73	3.1
T. Holman	22	17-76	.223	14-21	.667	55	2.5	35-1	48	2.1
T. Reich	2	2-4	.500	0-0	.000	1	0.5	0-0	4	2.0
J. Keating	15	8-41	.195	12-15	.800	15	1.0	17-0	28	1.8
P. Sheehan	3	1-2	.500	2-4	.500	1	0.3	1-0	4	1.3
B. Stack	4	0-4	.000	1-5	.200	3	0.7	2-0	1	0.2
B. Christiansen	1	0-0	.000	0-0	.000	0	0.0	0-0	0	0.0
Team						191				
SJSU	24	718-1819	.395	412-669	.615	1265	52.8	558-27	1848	77.0
OPP.	24	721-1648	.438	537-776	.692	1229	51.2	514-22	1979	82.4

+ - Knights of Columbus Tournament
 * - WCAC Tournament



Steve Schlink



Rick Carpenter



Jim Meyer



Bill Clegg



Don McConnell

Scores & Statistics (1968 & 1969)



1967-68 (13-12)			1967-68 Individual Statistics										
COACH: Danny Glines			Player	G	FG-FGA	Pct.	FT-FTA	Pct.	REB	Avg.	PF-D	Pts.	Avg.
ASSISTANT: Stan Morrison													
CAPTAINS: Dan McConnell & Jim Meyer													
			C. Dietrick	25	149-357	.418	65-99	.657	265	10.6	87-6	363	14.5
Dec.	1	Arizona (A)	T. Holman	24	103-227	.455	68-94	.723	113	4.7	57-0	274	11.4
	2	Arizona State (A)	B. Veasey	16	71-153	.464	42-68	.618	116	7.2	47-3	184	11.5
	6	CS Hayward (H)	D. Groves	20	81-142	.570	23-39	.590	114	5.7	28-0	185	9.2
	8	Nevada (H)	S. McKean	24	91-224	.406	37-47	.788	62	2.5	38-0	219	9.1
	9	Nevada (H)	J. Meyer	24	81-213	.380	42-70	.600	107	4.4	76-2	204	8.5
	16	Oregon State (A)	D. McConnell	25	74-192	.385	40-72	.556	118	4.7	66-4	188	7.5
	18	Utah (A)	B. Scott	25	80-165	.485	24-35	.687	88	3.5	72-5	184	7.3
	19	Utah State (A)	J. Spence	1	2-2	1.000	0-0	.000	0	0.0	0-0	4	4.0
Jan.	6	UC Santa Barbara (H)	R. Durand	20	10-47	.213	33-53	.623	42	2.1	34-3	53	2.6
	11	St. Mary's (Calif.) (H)	L. DeShong	7	4-11	.364	5-8	.625	18	2.5	3-0	13	1.8
	13	Pacific (H)	D. Malkin	13	7-27	.259	6-11	.545	20	1.5	16-0	20	1.5
	30	Fresno State (A)	B. South	7	2-8	.250	7-7	1.000	10	1.4	6-0	11	1.5
Feb.	2	Santa Clara (H)	R. Woodfin	14	4-16	.250	8-10	.800	4	0.3	13-0	16	1.1
	3	USF (A)	B. Lefever	4	1-2	.500	2-2	1.000	4	1.0	1-0	4	1.0
	9	Loyola (Calif.) (A)	B. Hale	4	0-4	.000	4-4	1.000	1	0.2	5-0	4	1.0
	10	Pepperdine (A)	S. Eames	3	0-2	.000	0-0	.000	0	0.0	3-0	0	0.0
	17	UC Santa Barbara (A)	Others	1	0-0	.000	2-3	.667	0	0.0	2-0	2	2.0
	22	USF (H)	Team						164				
	24	Santa Clara (H)	SJSU	25	760-1792	.424b	408-622	.656	1250	50.0	547-23	1928	77.1
	29	Loyola (Calif.) (H)	OPP.	25	696-1658	.419	563-799	.705	1215	48.6	457-14	1955	78.2
Mar.	2	Pepperdine (H)											
	8	St. Mary's (Calif.) (A)											
	9	Pacific (A)											

* - Lobo Invitational

1968-69 (16-8)			1968-69 Individual Statistics										
COACH: Danny Glines			Player	G	FG-FGA	Pct.	FT-FTA	Pct.	REB	Avg.	PF-D	Pts.	Avg.
ASSISTANT: Stan Morrison													
CAPTAIN: Tim Holman													
			C. Dietrick	24	141-322	.434	86-129	.667	229	9.5	67-4	368	15.3
Dec.	2	Fresno State (H)	D. Hillman	23	135-278	.486	83-125	.614	327	14.2	67-3	353	15.3
	4	(#19) California (A)	D. Groves	21	102-196	.520	50-78	.641	118	5.6	41-2	254	12.0
	7	CS Hayward (A)	T. Holman	23	76-185	.410	70-95	.737	67	2.9	59-1	222	9.6
	9	Nevada (A)	B. Veasey	20	60-122	.491	21-36	.583	85	4.2	45-1	141	7.0
	19	Tulsa (A)	S. McKean	22	64-145	.442	24-28	.857	34	1.5	25-0	152	6.9
	21	Idaho State (A)	C. Guenther	20	31-76	.408	50-65	.769	28	1.4	38-2	112	5.6
	23	Utah State (A)	P. Hamm	23	48-113	.425	26-41	.634	117	5.0	32-0	122	5.3
	28	Connecticut (H)	S. Mortara	18	32-86	.372	8-19	.421	24	1.3	15-0	72	4.0
Jan.	4	UC Santa Barbara (A)	C.J. Howard	18	30-62	.484	4-6	.667	18	1.0	22-0	64	3.5
	10	Pepperdine (A)	B. Nyquist	10	12-34	.353	9-13	.692	14	1.4	11-0	33	3.3
	11	Loyola (Calif.) (A)	B. Scott	19	21-56	.375	10-14	.714	25	1.3	25-0	52	2.7
	16	USF (H)	S. Berta	5	4-8	.500	4-9	.444	7	1.4	4-0	12	2.4
	18	(#3) Santa Clara (H)	R. Woodfin	6	3-6	.500	5-7	.714	3	0.5	4-0	11	1.8
Feb.	1	Nevada (H)	D. Malkin	5	3-8	.375	0-0	.000	0	0.0	4-0	6	1.2
	6	St. Mary's (Calif.) (H)	T. Robinson	6	2-8	.250	0-4	.000	7	1.1	3-0	4	0.6
	8	Pacific (H)	L. DeShong	2	0-2	.000	0-0	.000	0	0.0	0-0	0	0.0
	15	UC Santa Barbara (H)	R. Tribble	1	0-0	.000	0-0	.000	0	0.0	1-0	0	0.0
	21	(#2) Santa Clara (H)	Team						225				
	22	USF (A)	SJSU	24	764-1707	.447	450-679	.662	1328	55.4	463-13	1978	82.4
	28	Pacific (A)	OPP.	24	684-1620	.422	414-591	.731	957	39.8	484-27	1782	74.2
Mar.	1	St. Mary's (Calif.) (A)											
	6	Loyola (Calif.) (H)											
	8	Pepperdine (H)											



Scores & Statistics (1970 & 1971)

1969-70 (3-21)

COACH: Danny Glines

ASSISTANT: Stan Morrison

CAPTAINS: Coby Dietrick & Steve McKean

1969-70 Individual Statistics

	Player	G	FG-FGA	Pct.	FT-FTA	Pct.	REB	Avg.	PF-D	Pts.	Avg.
	C. Dietrick	23	175-375	.467	92-136	.676	265	11.5	75-3	442	19.2
	P. Hamm	24	98-174	.563	53-84	.631	215	9.0	61-4	249	10.4
	B. Veasey	18	67-131	.511	43-62	.694	87	4.9	50-4	177	9.8
	M. Webb	17	46-147	.313	24-45	.533	69	4.0	41-4	116	6.8
	D. Dockery	16	48-104	.462	8-25	.320	61	3.8	21-1	104	6.5
	S. Mortara	24	67-155	.433	13-24	.542	32	1.3	39-0	147	6.1
	S. McKean	15	32-72	.444	15-19	.789	20	1.3	9-0	79	5.3
	B. Nyquist	21	42-113	.372	18-36	.500	44	2.1	29-1	102	4.9
	C. Guenther	18	31-78	.397	27-46	.587	35	2.0	36-2	89	4.9
	C. J. Howard	14	24-68	.353	10-15	.667	26	1.8	23-1	58	4.1
	R. Gooch	13	21-55	.382	11-16	.688	36	2.8	30-2	53	4.1
	D. Walker	15	12-40	.300	11-16	.688	17	1.1	19-0	35	2.3
	T. Robinson	7	2-14	.143	6-10	.600	2	0.3	6-0	10	1.4
	Team						106				
	SJSU	24	725-1674	.433	367-581	.632	1085	45.2	478-23	1817	75.7
	OPP.	24	756-1686	.448	494-703	.704	1113	46.4	437-9	2006	83.4

* - Road Runners Classic



Coby Dietrick



Pat Hamm



Bernie Veasey



Steve Mortara



Mike Webb

1970-71 (2-24)

COACH: Danny Glines

ASSISTANT: Dave Waxman

CAPTAIN: Pat Hamm

1970-71 Individual Statistics

	Player	G	FG-FGA	Pct.	FT-FTA	Pct.	REB	Avg.	PF-D	Pts.	Avg.
	J. Skinner	25	197-514	.383	72-115	.626	101	4.0	54-1	466	18.6
	L. Beauchman	26	107-258	.415	74-115	.643	137	5.3	60-3	288	11.0
	P. Hamm	25	100-203	.493	55-82	.671	225	9.0	56-1	255	10.2
	J. Adamson	25	71-160	.444	43-113	.381	183	7.3	83-2	185	7.4
	D. Walker	26	72-188	.383	32-44	.727	55	2.1	68-0	176	6.8
	D. Gainza	26	58-183	.317	27-39	.692	79	3.1	35-2	143	5.5
	D. Paul	26	49-99	.495	27-55	.529	101	3.9	49-1	125	4.8
	K. Sorensen	18	23-61	.377	7-13	.538	37	2.0	29-1	53	3.1
	Others		56-144	.389	26-59	.441	113	2.9	47-1	138	3.5
	Team						268				
	SJSU	26	733-1776	.414	368-639	.576	1305	50.2	477-12	1834	70.4
	OPP.	26	796-1913	.416	462-682	.678	1299	50.0	473-10	2254	86.7

* -Far West Classic



Johnnie Skinner



Leon Beauchman



Pat Hamm



Jan Adamson



Dan Walker

Scores & Statistics (1972 & 1973)



1971-72 (11-15)
COACH: Ivan Guevara
ASSISTANT: Dave Waxman
CAPTAIN: Don Strong

Dec. 3	Utah (A)	59	87 (L)
6	Air Force (A)	74	67 (W)
7	Denver (A)	66	69 (L)
10	CS Hayward (A)	107	70 (W)
11	Nevada (A)	76	82 (L)
14	San Francisco State (A)	78	91 (L)
18	Stanford (A)	59	65 (L)
20	Creighton (A)	59	70 (L)
21	Purdue (A)	62	88 (L)
23	Nebraska (A)	63	80 (L)
28	UC Davis (A)	86	72 (W)
Jan. 3	Nevada (H)	102	62 (W)
7	UC Santa Barbara (A)	67	73 (L)
8	CS Los Angeles (A)	67	80 (L)
14	Fresno State (A)	78	79 (L)
22	California (H)	86	83 (W)
25	USF (H)	69	65 (W)
28	(#5) CS Long Beach (H)	72	73 (L)
29	San Diego State (H)	65	63 (W)
Feb. 5	Pacific (H)	72	70 (W)
11	CS Los Angeles (H)	84	73 (W)
12	UC Santa Barbara (H)	65	63 (W)
17	(#9) CS Long Beach (A)	51	88 (L)
19	San Diego State (A)	73	80 (L)
26	Fresno State (H)	80	72 (W)
Mar. 4	Pacific (A)	73	81 (L)

1971-72 Individual Statistics

Player	G	FG-FGA	Pct.	FT-FTA	Pct.	REB	Avg.	PF-D	A	Pts./Avg.
D. Strong	25	135-315	.429	76-137	.555	114	4.6	67-1	68	346/13.8
D. Dockery	25	143-305	.469	31-57	.544	204	8.2	60-2	29	317/12.7
J. Skinner	23	111-251	.402	34-48	.708	61	2.6	49-0	30	256/11.1
L. Beauchman	18	76-169	.450	46-86	.535	124	6.9	56-4	6	198/11.0
M. Webb	26	110-275	.400	30-50	.600	196	7.8	63-2	43	250/9.7
D. Orndorff	26	60-155	.387	23-42	.548	124	4.7	62-1	40	143/5.5
C. Howard	26	50-129	.388	34-44	.773	36	1.4	48-0	29	134/5.2
D. Walker	19	25-63	.397	13-16	.813	8	0.4	18-0	9	63/3.3
M. Zeigler	10	14-24	.583	5-10	.500	15	1.5	11-0	1	33/3.3
J. Adamson	23	29-78	.372	14-33	.424	83	3.6	59-3	9	72/3.1
D. Gainza	19	22-41	.537	12-15	.800	27	1.4	16-0	8	56/2.9
SJSU	26	786-1833	.430	321-550	.585	1180	45.3	522-13	265	1893/72.8
OPP.	26	722-1705	.423	512-713	.718	1271	48.9	437-12	260	1956/75.2



Dave Strong



Dave Dockery



Johnnie Skinner



Leon Beauchman



Mike Webb

1972-73 (12-13)
COACH: Ivan Guevara
ASSISTANT: Dave Waxman
CAPTAIN: Johnnie Skinner

Nov.29	Humboldt State (H)	96	65 (W)
Dec. 5	CS Hayward (A)	76	67 (W)
8	Washington State (A)	65	74 (L)
9	Idaho (A)	73	53 (W)
11	Portland (A)	68	63 (W)
13	Nevada (H)	82	75 (W)
16	Stanford (A)	54	75 (L)
19	Purdue (A)	86	119 (L)
21	Duquesne (A)	85	95 (L)
23	St. Joseph's (Pa.) (A)	74	92 (L)
28	Santa Clara (H)	70	91 (L)
Jan. 5	(#5) CS Long Beach (H)	68	61 (W)
6	San Diego State (H)	52	50 (W)
12	CS Los Angeles (A)	86	65 (W)
13	UC Santa Barbara (A)	59	63 (L)
20	California (A)	58	79 (L)
26	(#16) USF (A)	63	82 (L)
Feb. 1	Fresno State (H)	90	66 (W)
7	Pacific (H)	58	55 (W)
10	Pacific (A)	65	73 (L)
15	(#3) CS Long Beach (A)	75	117 (L)
17	San Diego State (A)	73	76 (L)
24	Fresno State (A)	63	57 (W)
Mar. 2	UC Santa Barbara (H)	82	64 (L)
3	CS Los Angeles (H)	91	90 (W)

1972-73 Individual Statistics

Player	G	FG-FGA	Pct.	FT-FTA	Pct.	REB	Avg.	PF-D	A	Pts./Avg.
J. Skinner	25	173-377	45.9	68-82	82.9	90	3.6	55-3	45	414/16.6
D. Dockery	24	130-254	51.2	31-45	58.9	140	5.8	75-5	24	291/12.1
D. Orndorff	25	109-269	40.4	47-63	74.6	159	6.4	75-4	44	265/10.6
M. Webb	24	115-272	42.3	15-26	57.7	157	6.3	61-4	44	245/10.2
D. Adkins	23	69-178	38.8	33-48	68.8	45	2.0	22-0	40	171/7.4
E. Saulny	25	58-161	36.0	41-52	78.8	55	2.2	68-4	88	157/6.3
L. Beauchman	21	33-100	33.3	13-25	52.0	66	3.2	52-2	17	79/3.8
R. Palmer	16	22-50	44.0	10-11	90.9	33	2.1	29-1	7	54/3.4
D. Hokyo	19	20-58	34.5	16-28	57.1	24	1.3	35-2	19	56/3.0
J. Adamson	8	6-19	31.6	8-12	66.7	37	3.4	12-0	3	20/2.5
J. Gamulin	6	6-20	30.0	2-6	33.3	12	2.0	1-0	1	14/2.3
I. Pruitt	6	5-19	26.3	1-1	100.0	12	2.0	5-0	2	11/1.8
T. Clayton	3	2-4	50.0	0-0	00.0	6	2.0	6-1	0	4/1.3
G. Hamilton	0	0-0	0.0	0-0	00.0	0	0.0	0-0	0	0/0.0
SJSU	25	761-1816	41.4	290-413	70.2	984	39.4	504-26	350	1812/72.5
OPP.	25	760-1600	47.5	375-521	72.0	1179	47.2	445-11	366	1896/75.6



Johnnie Skinner



Dave Dockery



Don Orndorff



Mike Webb



Doug Adkins



Scores & Statistics (1974 & 1975)

1973-74 (11-15)

COACH: Ivan Guevara

ASSISTANTS: Dave Waxman & Joe Jennum

Nov.30	Montana (H)	79	71	(W)
Dec. 1	San Diego (H)	66	59	(W)
8	San Francisco State (H)	93	70	(W)
11	Iowa State (A)	60	83	(L)
13	South Dakota (A)	94	86	(W)
15	North Dakota (A)	61	60	(W)
17	North Dakota State (A)	80	73	(W)
22	Gonzaga (H)	68	70	(L)
27	Ball State (H)	81	79	(W)
29	Nevada (A)	65	78	(L)
Jan. 2	St. Joseph's (Pa.) (H)	67	65	(W)
5	Santa Clara (H)	76	81	(L)
10	San Diego State (H)	81	69	(W)
12	(#9) CS Long Beach (H)	57	72	(L)
19	Weber State (H)	64	56	(W)
23	UC Santa Barbara (A)	62	81	(L)
26	California (A)	60	62	(L)
31	CS Los Angeles (A)	69	78	(L)
Feb. 2	Fresno State (H)	61	60	(W)
5	UC Santa Barbara (H)	68	74	(L)
7	Pacific (A)	65	72	(L)
16	Pacific (H)	66	67	(L)
21	Fresno State (A)	74	78	(L)
23	CS Los Angeles (A)	67	95	(L)
28	(#13) CS Long Beach (A)	60	84	(L)
Mar. 2	San Diego State (A)	71	73	(L)

1973-74 Individual Statistics

Player	G	FG-FGA	Pct.	FT-FTA	Pct.	REB	Avg.	PF-D	A	Pts./Avg.
K. Mickey	26	135-297	45.4	78-109	71.5	91	3.5	38-0	128	348/13.3
P. Miller	25	151-353	31.7	45-60	75.0	76	2.9	43-0	74	347/13.3
E. Saulny	5	22-42	52.4	22-32	68.7	22	4.4	14-0	11	66/13.2
J. Gamulin	26	86-199	43.2	21-36	58.3	111	4.2	57-0	48	193/7.4
R. Fair	26	76-158	48.1	31-65	47.6	162	6.2	75-5	31	183/7.0
E. Hogue	26	78-143	54.5	35-55	63.6	145	5.5	53-1	28	181/6.9
G. Hicks	22	64-159	40.3	15-31	48.3	110	5.0	51-0	21	143/6.5
R. Palmer	24	56-121	46.2	39-51	76.4	75	3.1	49-2	24	151/6.2
M. Fair	25	53-123	43.0	6-15	40.0	109	4.3	69-6	11	112/4.4
P. Carlisle	15	22-41	53.6	4-4	100.0	36	2.4	14-0	2	48/3.2
R. Hill	7	3-12	25.0	0-0	00.0	0	0.0	2-0	2	6/0.9
B. Gray	5	0-1	00.0	2-4	50.00	1	0.2	2-0	1	2/0.4
Others		11-31	35.4	3-4	75.0	14		7	0	25
Team						139				
SJSU	26	757-1680	45.0	301-466	64.5	1091	41.9	474-14	381	1805/69.8
OPP	26	766-1703	44.9	344-493	69.7	1097	42.1	470-9	346	1876/72.2



Ken Mickey



Pete Miller



Jack Gamulin



Ron Fair



Earl Hogue

1974-75 (16-13)

COACH: Ivan Guevara

ASSISTANTS: Dave Waxman, Joe Jennum & Tom Kissane

CAPTAIN: Don Orndorff

Nov.29	North Dakota (H)	87	79	(W)
30	South Dakota (H)	93	52	(W)
Dec. 3	Nevada (H)	75	76	(L)
6	Montana State (A)	72	60	(W)
7	Gonzaga (A)	71	63	(W)
9	Montana (A)	63	70	(L)
11	Idaho (H)	75	68	(W)
14	North Dakota State (H)	86	66	(W)
17	Nebraska (A)	80	66	(W)
19	DePaul (A)	73	75 (L-OT)	
21	Iowa (A)	105	103 (W-OT)	
26	Hawai'i (A)	63	64	(L)
28	Tulsa (N)	74	82	(L)
30	Florida (N)	83	80	(W)
Jan 3	CS Hayward (A)	85	81	(W)
7	Chico State (H)	79	53	(W)
9	Portland State (H)	76	62	(W)
15	UC Davis (A)	55	66	(L)
23	Fresno State (A)	82	74	(W)
25	CS Long Beach (A)	66	72	(L)
28	California (A)	85	92	(L)
Feb 1	Pacific (H)	92	75	(W)
6	CS Fullerton (H)	75	69	(W)
8	San Diego State (H)	77	73	(W)
13	San Diego State (A)	77	95	(L)
15	CS Fullerton (A)	79	81	(L)
20	CS Long Beach (H)	63	67	(L)
22	Fresno State (H)	69	73	(L)
Mar 1	Pacific (A)	77	79	(L)

1974-75 Individual Statistics

Player	G	FG-FGA	Pct.	FT-FTA	Pct.	REB	Avg.	PF-D	A	Pts./Avg.
P. Miller	29	161-302	53.3	83-104	79.8	72	2.5	58-2	113	405/14.0
D. Orndorff	28	140-308	45.5	73-104	70.2	165	5.9	80-3	72	353/12.6
P. Barrett	28	134-278	48.2	51-78	65.4	52	1.9	47-1	47	319/11.4
E. Hogue	28	118-209	56.5	54-76	71.1	212	7.6	62-0	41	290/10.4
R. Darnell	26	106-228	46.5	52-93	55.9	211	8.1	88-6	28	264/10.2
R. Fair	29	117-246	47.6	37-60	61.7	163	5.6	93-6	21	271/9.3
D. Black	29	51-105	48.6	43-51	84.3	29	1.0	44-2	66	145/5.0
M. Stevens	20	28-59	47.5	11-23	47.8	45	2.2	27-1	12	67/3.3
W. Wilson	21	13-34	38.2	23-28	85.2	12	0.6	20-0	15	49/2.3
R. Palmer	21	18-45	40.0	20-28	71.4	27	1.3	28-2	5	56/2.7
Others		8-21	38.1	2-3	66.7	16		5-0	8	18
Team						184				
SJSU	29	894-1835	48.7	449-647	69.4	1188	41.0	552-23	428	2237/77.1
OPP	29	872-1928	45.2	352-521	67.6	1186	40.9	628-32	394	2096/72.3



Pete Miller



Don Orndorff



Earl Hogue



Rick Darnell



Ron Fair

* - Rainbow Classic

Scores & Statistics (1976 & 1977)



1975-76 (17-10)

COACH: Ivan Guevara

ASSISTANTS: Hal Dohling & Bruce Randall

CAPTAINS: Earl Hogue & Ron Fair

1975-76 Individual Statistics

Player	G	FG-FGA	Pct.	FT-FTA	Pct.	REB	Avg.	PF-D	A	Pts./Avg.
R. Fair	27	168-304	55.3	66-115	57.8	205	7.6	86-1	23	412/15.3
E. Hogue	21	119-216	55.1	53-80	66.3	144	6.9	49-1	35	287/13.7
K. Mickey	27	134-255	52.5	77-100	77.0	90	3.3	41-0	145	347/12.9
S. Sincock	27	142-281	50.5	33-51	64.7	107	4.0	51-2	35	317/11.7
R. Quinn	26	83-172	48.3	54-69	78.3	111	4.3	69-3	51	220/8.5
G. Eubanks	27	94-201	46.8	31-50	62.0	95	3.5	34-2	69	219/8.1
M. Tanner	19	34-65	52.3	15-28	53.6	24	1.3	22-1	13	81/4.3
S. Friar	13	12-45	26.7	12-20	60.0	26	2.0	13-0	5	36/2.8
T. Haynes	17	16-32	50.0	7-11	63.6	13	0.8	21-0	2	39/2.3
S. Swarbrick	10	5-20	25.0	5-9	59.6	14	1.4	13-0	3	17/1.7
SJSU	27	842-1639	51.4	381-548	69.5	969	35.9	410-10	398	2045/75.8
OPP	27	856-1855	46.1	257-373	68.9	1063	39.4	490-10	380	1971/73.0

- PCAA Tournament game



Ron Fair



Earl Hogue



Ken Mickey



Steve Sincock



Rick Quinn

1976-77 (17-12)

COACH: Ivan Guevara

ASSISTANTS: Hal Dohling & Earl White

1976-77 Individual Statistics

Player	G	FG-FGA	Pct.	FT-FTA	Pct.	REB	Avg.	PF-D	A	Pts./Avg.
K. Mickey	29	158-313	.505	114-148	.770	112	3.9	56-1	203	430/14.8
T. Haynes	29	125-248	.504	58-71	.817	129	4.4	84-3	29	308/10.6
S. Sincock	28	120-263	.456	45-54	.833	100	3.6	57-0	40	285/10.2
S. Hill	24	102-203	.502	27-55	.491	151	6.3	87-3	33	231/9.6
W. Rank	24	92-223	.413	43-74	.581	120	5.0	65-4	30	227/9.5
R. Quinn	27	91-174	.523	48-65	.738	110	4.1	65-0	58	230/8.5
R. Ward	27	82-182	.451	20-26	.769	85	3.1	47-1	52	184/6.8
G. McKoy	17	25-65	.385	9-10	.900	14	0.8	14-0	14	59/3.5
P. Davis	14	9-28	.321	28-34	.824	9	0.6	17-1	15	46/3.3
B. Lenzen	15	17-37	.459	9-14	.643	14	3.9	12-0	10	43/2.9
F. Johnson	16	18-43	.419	4-6	.667	9	0.6	4-0	17	40/2.5
W. Washington	8	3-13	.231	4-6	.667	10	1.3	4-0	2	10/1.3
B. August	6	1-3	.333	1-2	.500	8	1.3	2-0	0	3/0.5
S. Swarbrick	4	0-2	.000	1-2	.500	0	0.0	2-0	0	1/0.3
SJSU	29	857-1844	.465	422-599	.705	1019	35.1	543-14	512	2136/73.7
OPP	29	913-1986	.460	334-520	.642	1266	43.7	557-12	460	2160/74.5

- PCAA Tournament game

+ - Game forfeited to SJSU by action of the PCAA



Ken Mickey



Tracy Haynes



Steve Sincock



Stan Hill



Frank Johnson



Scores & Statistics (1978 & 1979)

1977-78 (8-19)

COACH: Ivan Guevara

ASSISTANTS: Hal Dohling & Earl White

CAPTAIN: Tracy Haynes

1977-78 Individual Statistics

Date	Opponent	Score	Result
Nov.26	Stanford (A)	80 81	(L-OT)
Dec. 1	North Dakota (H)	90 82	(W)
6	Colorado (A)	62 75	(L)
9	* CS Long Beach (N)	84 94	(L)
10	* Kent State (N)	52 59	(L)
16	+ Santa Clara (A)	90 93	(L)
17	+ South Carolina (N)	55 76	(L)
20	Iowa State (H)	59 56	(W)
22	(#7) UCLA (A)	69 109	(L)
27	California (H)	76 74	(W)
30	Santa Clara (A)	77 105	(L)
Jan. 5	CS Sacramento (H)	76 69	(W)
12	CS Long Beach (H)	60 76	(W)
14	San Diego State (H)	66 68	(L)
19	CS Fullerton (A)	66 61	(L)
21	UC Santa Barbara (A)	67 70	(L)
26	Fresno State (H)	45 59	(L)
26	UC Irvine (A)	58 73	(L)
Feb. 2	Pacific (H)	78 69	(W)
4	Pacific (A)	73 74	(L)
9	UC Irvine (H)	70 67	(W)
11	Fresno State (A)	46 56	(L)
16	UC Santa Barbara (H)	68 66	(W-OT)
18	CS Fullerton (H)	78 80	(L)
23	San Diego State (A)	77 81	(L)
25	CS Long Beach (A)	97 113	(L)
Mar. 2	#CS Fullerton (N)	78 88	(L)

Player	G	FG-FGA	Pct.	FT-FTA	Pct.	REB	Avg.	PF-D	A	Pts./Avg.
W. Rank	24	147-301	.488	59-97	.608	177	7.4	79-3	17	353/14.7
T. Haynes	27	123-254	.484	55-77	.714	103	3.8	104-7	43	301/11.2
S. Hill	26	112-212	.528	31-56	.554	178	6.9	79-5	24	258/9.9
R. Lowe	19	71-140	.507	38-45	.844	56	2.9	41-0	59	180/9.5
S. Williams	27	92-197	.467	38-60	.633	115	4.3	64-3	17	212/7.9
F. Johnson	25	51-113	.451	27-32	.844	60	2.4	20-0	92	129/5.2
P. Davis	24	42-99	.424	38-50	.760	30	1.3	33-1	91	122/5.1
S. Pritchett	23	39-102	.382	24-32	.750	59	2.6	19-1	27	102/4.4
M. Mendez	22	33-79	.418	15-23	.652	38	1.7	31-1	47	81/3.7
D. Murrey	10	7-21	.333	4-10	.400	13	1.3	7-0	5	18/1.8
G. McKoy	19	11-35	.314	8-15	.533	8	0.4	17-0	24	30/1.6
SJSU	27	775-1665	.466	367-546	.672	971	35.9	584-27	457	1917/71.0
OPP	27	832-1667	.499	432-631	.685	1039	38.5	545-17	422	2096/77.6

* - Utah Classic
 + - Cable Car Classic
 # - PCAA Tournament game



Wally Rank



Tracy Haynes



Stan Hill



Sid Williams



Frank Johnson

1978-79 (7-20)

COACH: Ivan Guevara

ASSISTANTS: Hal Dohling & Earl White

CAPTAIN: Mike Mendez

1978-79 Individual Statistics

Date	Opponent	Score	Result
Nov. 25	California (A)	66 77	(L)
27	Stanford (H)	79 76	(W-OT)
Dec. 1	* Arizona State (A)	74 89	(L)
2	Wichita State (A)	82 80	(W-OT)
7	Iowa State (A)	73 91	(L)
9	North Dakota (A)	70 82	(L)
13	St. Mary's (Calif.) (H)	70 73	(L)
19	Colorado (H)	71 72	(L)
22	+ Tennessee (N)	68 73	(L)
23	+ Santa Clara (A)	85 102	(L)
26	Nevada (H)	57 75	(L)
Jan. 3	Humboldt State (H)	75 73	(W)
11	Fresno State (A)	51 53	(L-OT)
13	Pacific (A)	72 86	(L)
18	UC Santa Barbara (H)	76 79	(L)
20	CS Long Beach (H)	74 85	(L)
25	Utah State (H)	101 85	(W)
27	Utah State (A)	69 84	(L)
Feb. 1	UC Irvine (H)	61 62	(L)
4	CS Fullerton (H)	84 80	(W)
8	CS Fullerton (A)	75 72	(W)
10	UC Irvine (A)	71 80	(L)
15	##UC Santa Barbara (A)	86 93	(L)
17	CS Long Beach (A)	80 92	(L)
22	Fresno State (H)	49 46	(W)
25	Pacific (H)	94 96	(L)
Mar. 1	#Utah State (N)	78 85	(L)

Player	G	FG-FGA	Pct.	FT-FTA	Pct.	REB	Avg.	PF-D	A	Pts./Avg.
W. Rank	25	144-322	.447	89-110	.809	162	6.5	89-5	29	377/15.1
M. Jackson	27	147-268	.549	45-87	.517	224	8.3	75-1	33	339/12.6
M. Mendez	27	105-244	.430	75-100	.750	88	3.3	63-1	162	285/10.6
S. Williams	26	123-263	.468	18-29	.621	90	3.5	64-4	30	264/10.2
D. Sullivan	27	69-146	.473	34-52	.654	46	1.7	75-3	39	172/6.4
G. Brown	26	73-152	.480	7-9	.778	76	2.9	59-2	120	153/5.9
P. Schilleci	23	49-123	.398	26-49	.531	128	5.6	45-1	20	124/5.4
R. Ferrante	18	39-86	.454	8-9	.889	13	0.7	15-0	7	86/4.8
D. Murrey	20	41-101	.406	9-16	.563	32	1.6	37-2	19	93/4.7
S. Swarbrick	17	27-62	.436	8-12	.667	63	3.7	34-0	17	62/3.7
J. Russo	17	8-22	.364	2-5	.400	15	0.9	10-0	0	18/1.1
F. Manumaleuna	3	0-1	.000	2-2	1.000	1	0.3	2-0	3	2/0.7
T. Shaw	9	3-12	.250	0-1	.000	4	0.4	5-0	0	6/0.7
SJSU	27	829-1802	.460	323-481	.672	1013	37.5	564-20	475	1981/73.4
OPP	27	860-1674	.514	521-600	.702	1006	37.3	536-18	421	2141/79.3

* - Fiesta Classic
 + - Cable Car Classic
 # - PCAA Tournament game
 ## - Game forfeited to SJSU by action of PCAA



Wally Rank



Mickey Jackson



Mike Mendez



Sid Williams



Dan Sullivan

Scores & Statistics (1980 & 1981)



1979-80 (17-12)
PACIFIC COAST ATHLETIC ASSOCIATION TOURNAMENT CHAMPION
NCAA TOURNAMENT PARTICIPANT
COACH: Bill Berry
ASSISTANTS: Tony Oddo & Phil Rosemurgy

Nov.30	Missouri Western (H)	58	54 (W)
Dec. 3	Arizona (A)	70	72 (L)
5	Montana (H)	72	74 (L-OT)
7	Portland (H)	72	73 (L-OT)
15	Stanford (A)	67	66 (W)
18	St. Mary's (Calif.) (A)	61	57 (W)
21	* (#14) Virginia (N)	83	79 (W)
22	* Santa Clara (A)	77	62 (W)
26	+ North Texas State (N)	61	72 (L)
27	+ Oklahoma City (A)	75	77 (L)
28	+ St. Francis (N.Y.) (N)	78	63 (W)
Jan. 3	CS Sacramento (H)	90	46 (W)
10	Pacific (H)	65	59 (W)
13	Fresno State (H)	44	48 (L)
17	CS Long Beach (H)	64	61 (W)
19	##UC Santa Barbara (A)	66	76 (L-OT)
24	Utah State (A)	92	95 (L)
27	Utah State (H)	69	67 (W)
31	UC Irvine (H)	82	47 (W)
Feb. 2	CS Fullerton (H)	72	69 (W)
7	CS Fullerton (A)	66	58 (W)
9	UC Irvine (A)	74	59 (W)
14	## UC Santa Barbara (H)	51	52 (L)
16	CS Long Beach (A)	74	82 (L)
23	Pacific (A)	73	83 (L)
28	# UC Santa Barbara (N)	73	66 (W)
29	#Utah State (N)	94	68 (W)
Mar. 1	#CS Long Beach (N)	57	55 (W)
6	@ (#16) Missouri (N)	51	61 (L)

* - Cable Car Classic
+ - All College Tournament
- PCAA Tournament game
- Game forfeited to SJSU by action of PCAA
@ - NCAA Tournament game

1979-80 Individual Statistics

Player	G	FG-FGA	Pct.	FT-FTA	Pct.	REB	Avg.	PF-D	A	Pts./Avg.
W. Rank	29	179-361	49.5	117-169	69.2	203	7.0	106-9	53	475/16.3
M. Jackson	29	131-205	63.9	67-122	54.9	204	7.0	75-1	28	329/11.3
A. Graham	28	90-177	50.8	52-81	64.1	99	3.5	85-4	35	232/8.2
D. Murrey	28	79-154	51.2	66-78	84.6	72	2.5	76-5	23	224/8.0
M. Mendez	29	80-158	50.6	57-78	73.0	70	2.4	72-3	117	217/7.4
S. Williams	28	72-164	43.9	11-19	57.8	89	3.1	72-2	23	155/5.5
D. Sullivan	29	40-80	50.0	25-36	69.4	40	1.3	51-3	33	105/3.6
E. Saunders	27	25-86	29.0	42-65	64.6	24	0.8	65-4	35	92/3.4
D. Byrd	28	29-69	42.0	26-45	62.2	39	1.3	45-0	21	86/3.0
J. Russo	22	20-36	55.5	18-26	69.2	22	1.0	24-0	5	58/2.6
S. Swarbrick	23	13-34	38.2	13-20	65.0	21	0.9	35-1	7	39/1.6
R. Chisholm	10	6-23	26.0	7-9	77.8	4	0.4	11-0	2	19/1.9
SJSU	29	764-1547	49.3	503-748	67.2	1042	35.9	717-32	382	2031/70.0
OPP	29	659-1381	47.7	583-812	71.7	939	32.3	676-35	360	1901/65.5



Wally Rank



Mickey Jackson



Arthur Graham



Doug Murrey



Mike Mendez

1980-81 (21-9)
NATIONAL INVITATIONTOURNAMENT (NIT) PARTICIPANT
COACH: Bill Berry
ASSISTANTS: Phil Rosemurgy & Tony Oddo

Nov.28	Sonoma State (H)	74	44 (W)
Dec. 1	Montana (A)	50	49 (W)
3	Portland (A)	61	67 (L)
6	South Dakota State (H)	76	55 (W)
9	CS Sacramento (H)	85	61 (W)
11	Idaho (A)	55	69 (L)
13	Idaho State (A)	69	58 (W)
20	Northern Arizona (H)	64	51 (W)
22	Duquesne (H)	82	60 (W)
28	UC Riverside (H)	59	39 (W)
Jan. 3	Nevada (A)	54	56 (L)
5	Loyola Marymount (A)	93	71 (W)
10	+ Athletes-in-Action (H)	63	49
15	Pacific (H)	58	50 (W)
17	Fresno State (H)	52	47 (W)
22	CS Fullerton (A)	49	43 (W)
24	UC Santa Barbara (A)	57	56 (W-3OT)
29	Utah State (H)	69	64 (W)
31	Utah State (A)	82	71 (W)
Feb. 5	UC Irvine (A)	78	90 (L)
7	CS Long Beach (A)	50	60 (L)
12	CS Long Beach (H)	72	69 (W-OT)
14	UC Irvine (H)	49	50 (L)
19	UC Santa Barbara (H)	68	44 (W)
21	CS Fullerton (H)	59	41 (W)
26	Fresno State (A)	52	62 (L)
28	Pacific (A)	69	59 (W)
Mar. 5	#CS Fullerton (N)	63	54 (W)
6	#CS Long Beach (N)	64	50 (W)
7	#Fresno State (N)	48	52 (L)
11	@UTEP (A)	53	57 (L)

+ - Exhibition game
- PCAA Tournament game
@ - NIT Tournament game

1980-81 Individual Statistics

Player	G	FG-FGA	Pct.	FT-FTA	Pct.	REB	Avg.	PF-D	A	Pts./Avg.
S. Williams	30	198-334	59.3	58-92	63.0	216	7.2	94-5	32	454/15.1
D. Murrey	30	163-336	48.5	94-115	81.7	152	5.1	103-4	25	420/14.0
C. McNealy	30	149-296	50.3	50-84	59.5	193	6.4	95-2	96	348/11.6
M. Mendez	30	68-160	42.5	65-90	72.2	67	2.2	61-1	143	199/6.7
M. Moore	27	59-137	43.1	28-44	63.6	42	1.6	47-0	46	146/5.4
J. Russo	1	2-7	28.6	0-0	00.0	2	2.0	3-0	1	4/4.0
J. Rogers	11	16-31	51.6	7-12	58.3	24	2.2	4-0	2	39/3.5
E. Saunders	28	31-69	44.9	30-38	78.9	32	1.2	34-0	31	92/3.3
D. Byrd	28	31-85	36.5	26-41	63.4	62	2.2	44-1	18	88/3.1
E. Uthoff	29	27-55	49.1	26-41	63.4	64	2.2	62-0	13	80/2.8
K. Thomas	20	14/29	48.3	9-12	75.0	25	1.3	20-0	3	37/1.8
T. McTighe	7	2-3	66.7	0-1	00.0	2	0.3	0-0	0	4/0.6
SJSU	30	760-1542	49.3	393-570	68.9	971	32.4	567-13	410	1913/63.8
OPP	30	651-1462	44.5	397-556	71.4	862	28.7	586-27	381	1699/56.6



Sid Williams



Doug Murrey



Greg Vinson



Mike Mendez



Mike Moore



Scores & Statistics (1982 & 1983)

1981-82 (13-13)

COACH: Bill Berry

ASSISTANTS: Phil Rosemurgy & John Raynor

1981-82 Individual Statistics

			Player	G	Min	FG-FGA	Pct.	FT-FTA	Pct.	REB	Avg.	PF-D	A	Pts./Avg.
Nov.28	CS Bakersfield (H)	41 42 (L)	C. McNealy	23	822	138-250	55.2	71-113	62.8	222	9.6	71-4	35	347/15.1
30	CS Dominguez Hills (H)	72 52 (W)	M. Moore	26	749	76-171	44.4	38-51	74.5	39	1.5	66-3	77	190/7.3
Dec. 5	Northern Arizona (A)	57 60 (L)	G. Vinson	26	727	56-135	41.5	39-59	66.1	122	4.7	90-9	10	151/5.8
7	Utah (A)	56 60 (L)	K. Bowland	25	370	56-107	52.3	29-38	76.3	23	0.9	31-1	29	141/5.6
10	Sonoma State (H)	85 51 (W)	J. Brown	23	454	44-85	51.8	39-53	73.6	44	1.9	46-5	66	127/5.5
12	Loyola Marymount (H)	49 47 (W-OT)	D. Warner	24	438	56-124	45.2	12-22	54.5	50	2.1	27-0	18	124/5.2
19	Idaho (H)	45 48 (L)	K. Thomas	17	245	35-67	52.2	6-11	54.5	44	2.6	41-4	8	124/5.2
29	* Gonzaga (N)	60 55 (W)	P. Phifer	18	217	26-63	41.3	17-24	70.8	50	2.8	31-2	3	69/3.8
30	* Eastern Montana (A)	54 53 (W)	M. Dixon	22	398	27-71	38.0	28-37	75.7	19	0.9	38-3	64	82/3.7
Jan. 5	(#8) USF (A)	66 78 (L)	D. Jones	21	193	33-84	39.3	10-14	71.4	12	0.6	22-0	10	76/3.6
8	U.S. International (H)	75 65 (W)	E. Uthoff	26	414	18-42	42.9	28-38	73.7	54	2.1	51-0	14	64/2.5
14	Utah State (H)	56 49 (W)	J. Rogers	3	50	3-10	30.0	1-4	25.0	7	2.3	1-0	1	7/2.3
16	Pacific (H)	57 56 (W)	J. Reason	17	138	13-39	33.3	7-9	77.8	14	0.8	17-0	4	33/1.9
22	CS Fullerton (A)	50 61 (L)	F. Martin	6	23	3-7	42.9	0-1	00.0	1	0.2	3-0	2	6/1.0
23	UC Santa Barbara (A)	72 65 (W)	W. Farris	3	12	0-2	00.0	1-2	50.0	3	1.0	1-0	1	1/0.3
26	(#19) Fresno State (A)	45 63 (L)	SJSU	26	5250	584-1257	46.5	326-476	68.5	821	31.6	536-31	342	1494/57.5
30	(#19) Fresno State (H)	36 47 (L)	OPP	26	5250	534-1171	45.6	391-577	67.8	740	28.5	496-11	293	1459/56.1
Feb. 4	UC Irvine (A)	58 57 (W)												
6	CS Long Beach (A)	45 47 (L)												
11	UC Irvine (H)	61 68 (L)												
13	CS Long Beach (H)	56 57 (L-OT)												
18	CS Fullerton (H)	62 57 (W)												
20	UC Santa Barbara (H)	48 49 (L)												
25	Utah State (A)	55 47 (W)												
27	Pacific (A)	65 55 (W)												
Mar. 3	#CS Long Beach (N)	68 71 (L)												

* - KOA Classic

- PCAA Tournament game



Chris McNealy



Mike Moore



Greg Vinson



Kevin Bowland



Jonathon Brown

1982-83 (14-15)

COACH: Bill Berry

ASSISTANTS: Dave Bollwinkel & Casey Rush

1982-83 Individual Statistics

			Player	G	Min	FG-FGA	Pct.	3FG-3FGA	Pct.	FT-FTA	Pct.	REB	Avg.	PF-D	A	Blk-S	Pts./Avg.
Nov.27	##Puget Sound (H)	71 62 (W)	C. McNealy	28	1048	217-368	58.9	2-2	100.0	105-157	66.9	263	9.4	90-4	72		541/19.3
29	##Idaho State (H)	61 51 (W)	D. Johnson	10	294	62-120	51.7	0-2	00.0	21-28	75.0	29	2.9	28-0	22		145/14.5
Dec. 3	Nevada (H)	81 92 (L)	K. Bowland	29	895	128-276	46.4	20-54	37.0	41-55	74.5	69	2.4	65-4	68		317/10.9
6	Portland (A)	57 59 (L-2OT)	G. Vinson	27	830	99-174	56.9	0-0	00.0	59-95	62.1	153	5.7	100-10	19		257/9.5
9	Southern California (H)	54 72 (L)	G. Copeland	27	442	84-164	51.2	0-0	00.0	12-26	46.2	54	2.0	55-4	28		180/6.7
11	(#5) UCLA (A)	71 94 (L)	D. Warner	28	500	72-143	50.3	0-2	00.0	37-55	67.3	89	3.2	63-1	17		181/6.5
22	##Loyola Marymount (H)	94 80 (W)	M. Dixon	29	702	52-125	41.6	5-13	38.5	39-49	79.6	51	1.8	60-2	138		148/5.1
23	##San Diego (H)	66 61 (W)	B. Evans	26	285	24-81	29.6	1-4	25.0	12-14	84.2	13	0.5	35-2	28		61/2.3
28	+(#8) Tennessee (N)	42 50 (L)	E. Uthoff	28	478	12-33	36.4	0-0	00.0	22-29	75.9	62	2.2	67-2	12		46/1.6
29	##+ Wagner (N)	74 67 (W)	P. Phifer	13	88	8-19	42.1	0-0	00.0	3-4	75.0	16	1.2	12-0	0		19/1.5
Jan. 6	Pacific (A)	71 77 (L)	K. Norwood	19	89	9-23	39.1	0-0	00.0	7-17	41.2	17	0.9	20-1	3		25/1.3
8	Utah State (A)	68 77 (L)	V. Watson	24	193	8-45	17.8	0-2	00.0	15-25	60.0	10	0.4	14-0	21		31/1.3
13	CS Fullerton (H)	73 60 (W)	F. Martin	8	27	3-7	42.9	1-2	50.0	1-3	33.3	3	0.4	4-0	1		8/1.0
15	UC Irvine (H)	81 78 (W)	D. Jones	1	4	0-2	00.0	0-2	00.0	0-0	00.0	0	0.0	2-0	0		0/0.0
18	Santa Clara (A)	62 49 (W)	SJSU	29	5875	778-1580	49.2	29-83	34.9	374-557	67.1	942	32.5	615-30	429		1959/67.6
22	UC Santa Barbara (A)	58 57 (W)	OPP	29	5875	697-1470	47.4	65-172	37.8	500-716	69.8	931	32.1	579-16	357		1959/67.6
27	UC Irvine (A)	73 59 (W)															
29	CS Fullerton (A)	57 77 (L)															
Feb. 3	Pacific (H)	88 61 (W)															
6	Fresno State (A)	50 63 (L)															
10	Utah State (H)	65 76 (L)															
12	CS Long Beach (H)	75 62 (W)															
18	(#1) UNLV (A)	81 84 (L)															
19	CS Long Beach (A)	69 83 (L)															
24	Fresno State (H)	59 66 (L)															
Mar. 3	(#9) UNLV (H)	61 67 (L)															
5	UC Santa Barbara (H)	70 58 (W)															
10	#Utah State (N)	80 66 (W)															
11	#Fresno State (N)	47 53 (L-OT)															

+ - Las Vegas Holiday Classic

- PCAA Tournament game

- Game forfeited by SJSU by action of the PCAA



Chris McNealy



Kevin Bowland



Greg Vinson



Gavin Copeland



Dwayne Warner

Scores & Statistics (1984 & 1985)



1983-84 (10-18)

COACH: Bill Berry

ASSISTANTS: Dave Bollwinkel & George Libbon

Nov.29	San Francisco State (H)	55	42	(W)
Dec. 2	+ Stanford (A)	48	58	(L)
3	+ Fordham (N)	74	89	(L)
6	Sonoma State (H)	80	60	(W)
8	Southern California (A)	62	69	(L)
10	Santa Clara (H)	65	67	(L)
17	Nevada (A)	75	79	(L)
19	Loyola Marymount (A)	72	64	(W)
21	Portland (H)	55	53	(W)
Jan. 5	UC Santa Barbara (A)	58	56	(W)
7	CS Fullerton (A)	62	72	(L)
9	Pacific (H)	79	49	(W)
12	(#14) UNLV (H)	77	105	(L)
14	UC Irvine (H)	72	77	(L)
21	New Mexico State (A)	67	77	(L)
23	CS Long Beach (A)	52	63	(L)
28	Utah State (H)	70	79	(L)
Feb. 2	CS Fullerton (H)	50	49	(W)
4	Fresno State (A)	48	83	(L)
6	UC Santa Barbara (H)	59	56	(W)
9	UC Irvine (A)	53	64	(L)
12	(#4) UNLV (A)	76	88	(L)
16	New Mexico State (H)	59	55	(W)
18	CS Long Beach (H)	56	53	(W)
23	Utah State (A)	60	68	(L)
Mar. 1	Fresno State (H)	33	43	(L)
4	Pacific (A)	49	51	(L)
8	(#10) UNLV (N)	55	70	(L)

+ - Stanford Invitational
- PCAA Tournament game

1983-84 Individual Statistics

Player	G/S	Min	FG-FGA	Pct.	FT-FTA	Pct.	REB	Avg.	PF-D	A	Pts./Avg.
S. Evans	28/23	791	109-196	55.6	58-113	51.3	176	6.3	109-10	20	276/9.9
W. Farris	24/14	590	93-169	55.0	31-51	60.8	55	2.3	54-1	38	217/9.0
M. Fleming	27/12	557	68-149	45.6	58-75	77.3	89	3.3	68-5	19	194/7.2
E. Williams	28/9	391	80-198	40.4	37-56	66.1	46	1.6	69-5	27	197/7.0
M. Dixon	28/27	939	70-151	46.4	56-75	74.7	61	2.2	95-8	155	196/7.0
G. Puou	27/14	516	66-153	43.1	33-48	68.8	67	2.5	56-2	37	165/6.1
B. Evans	26/8	442	66-138	47.8	17-24	70.8	38	1.5	30-0	20	149/5.7
J. Nord	16/6	232	36-64	56.2	12-25	48.0	41	2.6	50-4	8	84/5.2
G. Thomas	28/10	348	33-79	41.8	18-33	54.5	73	2.6	47-0	4	84/3.0
K. Norwood	27/8	376	32-81	39.5	11-19	57.9	59	2.2	42-1	18	75/2.8
L. Wyatt	25/9	332	26-62	41.9	19-31	61.3	62	2.5	49-1	8	71/2.8
E. Huse	3/0	13	2-4	50.0	1-1	100.0	4	1.3	1-0	0	5/1.7
E. Sankey	5/1	73	4-6	66.7	0-0	00.0	6	1.2	7-0	7	8/1.6
SJSU	28	5600	685-1450	47.2	351-551	63.7	880	31.4	677-37	361	1721/61.5
OPP	28	5600	661-1353	48.9	495-742	66.7	868	31.0	524-19	388	1817/64.9



Stony Evans



Ward Farris



Matt Fleming



Eric Williams



Michael Dixon

1984-85 (16-13)

COACH: Bill Berry

ASSISTANTS: Dave Bollwinkel, George Libbon

Nov.27	Portland (H)	81	82	(L-3OT)
Dec. 1	Arizona (A)	44	79	(L)
3	San Diego (A)	63	65	(L)
5	CS Hayward (H)	77	57	(W)
8	Washington State (A)	58	60	(L-OT)
21	Sonoma State (H)	84	42	(W)
22	Santa Clara (H)	74	67	(W)
28	+ Ohio (N)	67	62	(W)
29	+ Utah (A)	72	70	(W)
Jan. 3	UC Irvine (H)	93	71	(W)
5	UNLV (H)	65	80	(L)
7	Fresno State (A)	49	58	(L)
10	CS Fullerton (A)	97	92	(W-4OT)
12	UC Santa Barbara (A)	74	55	(W)
19	Utah State (A)	75	80	(L)
21	Long Beach State (A)	73	67	(W)
26	CS Fullerton (H)	46	51	(L)
31	(#16) UNLV (A)	56	70	(L)
Feb. 2	UC Irvine (A)	77	78	(L)
4	Pacific (H)	78	46	(W)
7	New Mexico State (A)	69	59	(W)
9	CS Long Beach (H)	68	72	(L)
13	UC Santa Barbara (H)	57	54	(W)
21	Pacific (A)	55	84	(L)
23	Utah State (H)	83	78	(W-2OT)
28	New Mexico State (H)	78	64	(W)
Mar. 2	Fresno State (H)	84	80	(W-2OT)
7	#Utah State (N)	92	58	(W)
8	(#11) UNLV (N)	59	60	(L)

+ - Utah Classic
- PCAA Tournament game

1984-85 Individual Statistics

Player	G/S	Min	FG-FGA	Pct.	3FG-3FGA	Pct.	FT-FTA	Pct.	REB	Avg.	PF-D	A	Blk-S	Pts./Avg.
M. Fleming	26/25	813	132-262	50.4	0-0	00.0	85-114	75.2	121	4.7	87-3	46		349/13.4
W. Farris	29/26	899	150-284	52.8	0-5	00.0	70-90	77.8	125	4.3	66-1	72		370/12.8
R. Owens	29/28	1021	142-265	53.6	0-1	00.0	45-95	47.4	235	8.1	82-1	36		339/11.7
S. Evans	29/26	907	137-265	51.7	0-0	00.0	61-112	54.5	191	6.6	98-7	30		335/11.6
G. Puou	28/6	479	68-154	44.2	0-1	00.0	49-67	73.1	90	3.2	64-4	40		185/6.6
O. Johnson	29/16	681	68-170	40.0	3-5	60.0	32-48	66.7	73	2.5	64-3	94		171/5.9
M. Dixon	28/16	661	49-109	46.6	0-6	00.0	29-40	72.5	45	1.6	54-0	120		127/4.5
B. Holt	20/0	155	28-66	42.4	0-7	00.0	11-18	61.1	24	1.2	22-0	6		67/3.3
K. Norwood	4/0	42	4-8	50.0	0-0	00.0	2-8	25.0	11	2.7	6-0	2		10/2.5
H. Simon	6/0	19	4-6	66.7	0-2	00.0	4-6	66.7	6	1.0	3-0	2		12/2.0
D. Curry	12/0	90	9-18	50.0	0-0	00.0	5-13	38.5	14	1.2	15-0	3		23/1.9
B. Evans	19/0	162	16-48	33.3	0-3	00.0	0-0	00.0	15	0.8	13-0	13		32/1.7
L. Wyatt	20/2	141	11-25	44.0	0-0	00.0	8-16	50.0	27	1.3	27-0	4		30/1.5
G. Hatfield	9/0	30	1-7	14.2	0-0	00.0	2-4	50.0	7	0.8	3-0	2		4/0.4
SJSU	29	6100	819-1683	48.7	3-30	10.0	403-630	63.9	1084	37.4	604-19	470		2044/70.5
OPP	29	6100	696-1614	43.1	66-190	34.7	454-633	71.7	951	32.8	580-19	369		1927/66.4



Matt Fleming



Ward Farris



Reggie Owens



Stony Evans



George Puou



Scores & Statistics (1986 & 1987)

1985-86 (16-12)
COACH: Bill Berry
ASSISTANTS: Dave Bollwinkler & Greg Graham

Nov.25	Sonoma State (H)	90	47 (W)
27	CS Hayward (H)	79	55 (W)
30	Arizona State (A)	66	72 (L)
Dec. 3	USF (H)	76	55 (W)
11	USF (A)	68	61 (W)
19	Santa Clara (A)	58	55 (W)
21	Washington State (H)	64	49 (W)
27	+ Mississippi State (N)	65	75 (L)
28	+ Idaho (N)	70	67 (W)
Jan. 2	UC Irvine (A)	67	72 (L)
4	(#13) UNLV (A)	60	106 (L)
6	Fresno State (H)	55	52 (W)
9	UC Santa Barbara (H)	76	63 (W)
11	CS Fullerton (H)	40	41 (L)
18	Utah State (A)	67	80 (L)
20	CS Long Beach (A)	72	62 (W)
23	Pacific (A)	64	60 (W)
25	Fresno State (A)	48	45 (W)
30	(#10) UNLV (H)	55	62 (L)
Feb. 2	UC Irvine (H)	71	55 (W)
6	New Mexico State (H)	78	74 (W)
8	CS Long Beach (H)	55	56 (L)
13	UC Santa Barbara (A)	63	66 (L)
15	CS Fullerton (A)	54	57 (L)
17	Utah State (H)	81	69 (W)
24	Pacific (H)	61	65 (L)
27	New Mexico State (A)	87	79 (W)
Mar. 6	#Pacific (N)	53	55 (L)

+ - Hoosier Classic
- PCAA Tournament game

1985-86 Individual Statistics

Player	G/S Min	FG-FGA Pct.	3FG-3FGA Pct.	FT-FTA Pct.	REB	Avg. PF-D	A	Blk-S	Pts./Avg.
R. Berry	28/27	892	179-369 48.5	24-40 60.0	137-164 83.5	138	4.9 107-11	85	6-26 519/18.5
R. Owens	27/27	945	128-260 49.2	0-0 00.0	38-86 44.2	234	8.7 91-6	50	12-42 294/10.9
W. Farris	27/22	775	96-189 50.8	0-1 00.0	50-67 74.6	80	2.9 64-1	89	4-42 242/8.9
H. Simon	28/9	564	86-176 48.9	3-11 27.3	48-56 85.7	66	2.4 63-1	30	2-28 223/7.9
O. Johnson	20/15	593	36-91 39.6	0-1 00.0	49-81 60.5	56	2.8 67-2	78	1-30 122/6.1
G. Puou	26/9	415	43-109 39.4	0-1 00.0	41-55 74.5	55	2.1 53-2	20	4-17 127/4.9
L. Wyatt	28/14	568	48-92 52.2	0-0 00.0	22-36 61.1	87	3.1 84-4	21	5-17 118/4.2
G. Thomas	28/13	433	46-89 51.6	0-0 00.0	12-24 50.0	70	2.6 62-1	8	21-7 104/3.9
A. Perry	19/0	119	20-46 43.5	3-11 27.3	8-12 66.7	6	0.3 12-0	9	0-2 51/2.7
S. Newman	13/10	65	8-23 34.8	1-1 100.0	4-11 36.4	6	0.3 14-0	8	0-5 21/1.6
D. Waters	18/3	142	9-18 50.0	0-0 00.0	3-10 30.0	34	1.9 20-0	4	4-9 24/1.3
M. Winter	18/0	89	7-14 50.0	0-0 00.0	8-8 100.0	20	1.1 14-0	3	0-1 22/1.2
SJSU	28	5600	706-1476 47.8	31-68 45.6	420-610 68.9	943	33.7 651-28	405	59-226 1863/66.5
OPP	28	5600	611-1431 42.7	56-176 31.8	477-716 66.6	915	32.7 562-16	345	72-178 1755/62.7



Ricky Berry Reggie Owens Ward Farris Herb Simon Ontario Johnson

1986-87 (16-14)
COACH: Bill Berry
ASSISTANTS: Dave Bollwinkler & Greg Graham

Nov.29	Portland (A)	49	54 (L)
Dec. 2	Stanford (H)	72	63 (W)
9	Southern California (A)	57	56 (W)
16	Santa Clara (H)	75	73 (W)
20	Arizona State (H)	66	67 (L)
22	CS Hayward (H)	60	66 (L)
26	+ Mississippi State (N)	62	57 (W)
28	+ Oregon (N)	64	69 (L)
29	+ Oregon State (N)	55	65 (L)
Jan. 3	CS Long Beach (H)	73	56 (W)
5	New Mexico State (H)	79	62 (W)
8	(#1) UNLV (A)	77	89 (L)
10	UC Irvine (A)	84	89 (L)
15	Pacific (A)	57	61 (L)
17	Fresno State (A)	62	41 (W)
22	UC Santa Barbara (H)	70	64 (W)
24	CS Fullerton (H)	62	53 (W)
29	New Mexico State (A)	43	72 (L)
31	Long Beach State (A)	71	59 (W)
Feb. 2	CS Fullerton (A)	60	62 (L)
5	UC Irvine (H)	95	70 (W)
7	(#1) UNLV (H)	74	83 (L)
14	Utah State (A)	86	91 (L-OT)
19	UC Santa Barbara (A)	52	53 (L)
23	Fresno State (H)	49	48 (W)
26	Utah State (H)	81	73 (W)
28	Pacific (H)	70	65 (W)
Mar. 5	#New Mexico State (N)	71	54 (W)
6	#UC Santa Barbara (N)	70	69 (W)
7	(#1) UNLV (N)	69	94 (L)

+ - Far West Classic
- PCAA Tournament game

1986-87 Individual Statistics

Player	G/S Min	FG-FGA Pct.	3FG-3FGA Pct.	FT-FTA Pct.	REB	Avg. PF-D	A	Blk-S	Pts./Avg.
R. Berry	27/23	876	190-412 46.1	32-78 41.0	134-165 81.2	36-85-121	4.5 81-3	68	4-22 546/20.2
G. Puou	30/30	1039	123-264 46.6	0-3 00.0	128-162 79.0	61-117-178	5.9 100-6	74	5-38 374/12.5
R. Owens	30/29	921	106-241 43.4	2-5 40.0	27-54 50.0	65-158-223	7.4 117-11	73	8-39 241/8.0
B. Evans	30/23	785	78-176 44.3	0-3 00.0	47-65 72.3	10-49-59	1.9 47-1	55	0-33 203/6.8
R. Scott	27/17	685	64-161 39.8	0-5 00.0	41-54 75.9	16-29-45	1.7 85-3	65	3-26 169/6.3
G. Thomas	28/16	580	61-135 45.2	0-0 00.0	35-52 67.3	50-63-113	4.0 86-6	8	44-13 157/5.6
D. Waters	29/13	633	62-103 60.2	0-0 00.0	36-60 60.0	63-85-148	5.1 78-4	23	12-15 160/5.5
A. Perry	30/0	356	45-129 34.9	17-47 36.2	15-29 51.7	9-17-26	0.9 43-0	21	0-0 122/4.1
J. Svoboda	13/0	64	8-16 50.0	0-0 00.0	2-3 66.7	8-10-18	1.4 15-0	0	1-0 18/1.4
D. Daniels	10/0	30	4-13 30.8	2-6 33.3	3-5 60.0	3-4-7	0.7 7-0	0	0-2 13/1.3
P. Conaway	9/0	34	3-7 42.9	0-0 00.0	4-5 80.0	1-4-5	0.6 10-1	0	1-0 10/1.1
D. Broussard	7/0	9	0-2 00.0	0-0 00.0	2-2 100.0	0-1-1	0.1 1-0	1	0-0 2/0.3
S. Bigley	3/0	3	0-0 00.0	0-0 00.0	0-0 00.0	1-0-1	0.3 0-0	0	0-0 0/0.0
SJSU	30	6025	744-1661 44.8	53-148 35.8	474-656 72.3	323-624-1085	36.2671-35 390	78-204	2015/67.2
OPP	30	6025	679-1590 42.7	129-354 36.4	491-731 67.2	328-563-1026	34.2611-23 350	66-183	1978/65.9



Ricky Berry George Puou Reggie Owens Bobby Evans Rodney Scott

Scores & Statistics (1988 & 1989)



1987-88 (14-15)			1987-88 Individual Statistics															
COACH: Bill Berry			Player	G/S	Min	FG-FGA	Pct.	3FG	3FGA	Pct.	FT-FTA	Pct.	REB	Avg.	PF-D	A	Blk-S	Pts./Avg.
ASSISTANTS: Greg Graham & Eric Saulny			R. Berry	29/29	1058	250-520	.481	57-128	.445	145-178	.815	53-157	210	7.2	102-2	113	14-34	702/24.2
Dec. 2	Sonoma State (H)	88 61 (W)	S. Haney	29/19	786	137-317	.432	60-135	.444	31-36	.861	9-41	50	1.7	54-1	48	0-20	365/12.6
4	Chaminade (H)	83 56 (W)																
5	Santa Clara (A)	69 77 (L)	R. Scott	28/25	875	96-200	.480	5-13	.385	33-50	.660	22-33	55	1.9	79-6	108	1-24	230/8.2
11	+Auburn (N)	65 70 (L)																
12	+Illinois-Chicago (N)	65 54 (W)																
19	USF (H)	82 60 (W)	D. Waters	29/29	932	81-147	.551	0-0	.000	63-115	.548	92-151	243	8.4	102-6	66	19-22	225/7.8
22	Michigan State (A)	68 82 (L)																
28	(#17) Missouri (A)	61 85 (L)	G. Thomas	29/16	667	73-141	.518	0-0	.000	21-34	.618	54-90	144	4.9	91-5	15	62-18	167/5.8
Jan. 2	*Fresno State (A)	69 67 (W)																
4	*Pacific (A)	79 74 (W)	A. Perry	29/8	612	50-181	.276	18-72	.250	22-32	.688	19-36	55	1.9	69-3	46	1-20	140/4.8
7	*New Mexico State (H)	65 76 (L)																
9	*CS Long Beach (H)	80 79 (W)	G. Williams	26/9	422	45-97	.464	0-0	.000	17-24	.708	41-61	102	3.5	57-1	19	8-14	107/4.1
14	*UC Santa Barbara (A)	67 61 (W)																
16	*UC Irvine (A)	77 98 (L)	K. Young	19/1	149	18-29	.621	0-0	.000	20-25	.800	19-24	43	2.3	27-1	7	0-7	56/2.9
21	*(#8) UNLV (H)	83 95 (L)																
23	*CS Fullerton (H)	65 60 (W)	J. Svoboda	15/8	115	15-31	.484	0-0	.000	6-11	.545	10-8	18	1.2	20-0	2	0-4	36/2.4
26	Memphis State (A)	82 67 (W)																
30	*Utah State (A)	85 114 (L)	T. Farmer	14/0	108	13-38	.342	0-1	.000	6-11	.545	6-16	22	1.6	21-0	3	2-4	32/2.3
Feb. 4	*CS Long Beach (A)	68 81 (L)																
6	*New Mexico State (A)	59 77 (L)	D. Daniels	17/0	66	9-16	.563	3-9	.333	2-4	.500	4-5	9	0.6	17-0	5	0-0	23/1.4
13	*UC Santa Barbara (H)	64 65 (L)																
15	*UC Irvine (H)	55 63 (L)	D. Broussard	12/0	30	3-8	.375	0-0	.000	2-4	.500	1-1	2	0.2	2-0	4	0-1	8/0.7
18	*CS Fullerton (A)	51 63 (L)																
20	*(#11) UNLV (A)	68 85 (L)	W. Franks	1/0	5	0-0	.000	0-0	.000	0-0	.000	0-1	1	1.0	0-0	0	0-0	0/0.0
28	*Utah State (H)	96 95 (W-OT)																
Mar. 3	*Pacific (H)	80 59 (W)																
5	*Fresno State (H)	69 62 (W)																
9	#Pacific (N)	76 60 (W)	SJSU	29	5825	790-1725	.458	143-358	.399	368-524	.702	1039	35.8	641-25	436	106-168	2091/72.1	
10	#Utah State (N)	72 80 (L)																
			OPP	29	5825	723-1664	.434	145-390	.372	535-757	.707	1017	35.1	533-13	460	63-180	2126/73.3	

+ - Fighting Illini Classic

* - PCAA contest

- PCAA Tournament game

1988-89 (5-23)			1988-89 Individual Statistics															
COACH: Bill Berry			Player	G/S	Min	FG-FGA	Pct.	3FG	3FGA	Pct.	FT-FTA	Pct.	REB	Avg.	PF-D	A	Blk-S	Pts./Avg.
ASSISTANTS: Greg Graham & Eric Saulny			S. Haney <td>16/13</td> <td>491</td> <td>94-212</td> <td>.443</td> <td>43-98</td> <td>.439</td> <td>38-48</td> <td>.792</td> <td>8-21</td> <td>29</td> <td>1.8</td> <td>37-1</td> <td>24</td> <td>0-13</td> <td>269/16.8</td>	16/13	491	94-212	.443	43-98	.439	38-48	.792	8-21	29	1.8	37-1	24	0-13	269/16.8
Nov.26	Sonoma State (H)	92 65 (W)	C. McPherson	12/12	410	65-132	.492	0-1	.000	41-67	.612	18-54	72	6.0	32-1	14	6-8	171/14.2
Dec. 2	+Army (N)	84 74 (W)	D. Waters	9/8	314	50-95	.526	0-0	.000	25-39	.641	25-48	73	8.1	29-1	22	3-10	125/13.9
3	+Nebraska (A)	76 90 (L)	J. Johnson	12/12	403	51-100	.510	4-10	.400	28-51	.549	30-48	78	6.5	43-4	38	6-11	134/11.2
5	Creighton (A)	77 84 (L)	R. Scott	16/15	535	66-141	.468	2-7	.286	34-58	.586	15-29	44	2.7	49-1	74	1-13	168/10.5
10	Stanford (A)	39 89 (L)	D. Daniels	26/15	598	83-197	.421	40-103	.388	32-48	.667	33-47	80	3.1	63-3	31	1-13	238/9.1
17	Boise State (H)	65 71 (L)	T. Farmer	16/7	339	52-111	.468	0-1	.000	35-55	.636	40-41	81	5.1	71-7	11	7-15	139/8.7
20	Santa Clara (H)	63 76 (L)	P. Perry	16/14	451	38-101	.376	13-39	.333	26-35	.743	15-22	37	2.3	41-1	57	2-17	115/7.2
21	Eastern Washington (H)	93 75 (W)	J. Svoboda	18/14	351	50-100	.500	0-0	.000	19-30	.633	36-31	67	3.7	55-3	8	1-11	119/6.6
23	USF (H)	81 67 (W)	T. Desiano	23/13	567	50-128	.391	13-45	.289	22-34	.647	19-41	60	2.6	37-2	61	2-33	135/5.9
30	*(#12) UNLV (A)	68 101 (L)	G. Marshall	11/0	146	19-40	.475	0-0	.000	7-15	.467	10-12	22	2.0	31-1	3	0-5	45/4.1
Jan. 3	*Pacific (H)	76 72 (W)	G. Williams	16/7	289	25-68	.368	0-0	.000	15-25	.600	29-56	85	5.3	41-1	12	5-13	65/4.1
5	*Fresno State (H)	54 61 (L)	S. Davis	5/0	24	5-8	.625	0-0	.000	3-4	.750	5-2	7	1.4	4-0	1	0-0	13/2.6
8	*CS Long Beach (A)	64 70 (L)	J. Puzar	12/10	304	13-34	.382	0-0	.000	4-7	.571	14-22	36	3.0	33-3	5	7-5	30/2.5
10	*New Mexico State (A)	68 76 (L)	A. Foccia	10/0	62	9-20	.450	0-0	.000	0-0	.000	8-3	11	1.1	12-0	2	1-0	18/1.8
14	*UC Irvine (H)	62 71 (L)	J. Kozak	5/0	27	2-5	.400	0-0	.000	3-4	.750	2-1	3	0.6	4-0	0	0-0	7/1.4
16	*UC Santa Barbara (H)	48 69 (L)	D. Holloway	9/0	47	2-18	.111	1-3	.333	7-10	.700	4-4	8	0.9	13-0	5	0-2	12/1.3
19	*CS Fullerton (A)	60 82 (L)	F. Woertman	10/0	97	6-20	.300	0-3	.000	0-2	.000	4-4	8	0.8	2-0	1	0-4	12/1.2
28	*Utah State (A)	54 68 (L)	G. Metcalf	7/0	28	2-3	.667	0-0	.000	2-2	1.000	1-4	5	0.7	1-0	0	0-0	6/0.9
Feb. 2	*New Mexico State (H)	60 77 (L)	C. McGee	6/0	42	2-5	.400	0-0	.000	1-4	.250	1-2	3	0.5	4-0	3	0-0	5/0.8
4	*CS Long Beach (H)	54 58 (L)	D. Hendrickson	3/0	7	0-0	.000	0-0	.000	1-3	.333	0-2	2	0.7	2-0	0	0-0	1/0.3
9	*UC Irvine (A)	69 91 (L)	D. Greer	11/0	51	0-5	.000	0-0	.000	0-3	.000	0-8	8	0.7	7-0	7	0-1	0/0.0
11	*UC Santa Barbara (A)	49 70 (L)	N. Brown	11/0	33	0-1	.000	0-0	.000	0-1	.000	4-4	8	0.7	11-0	2	0-0	0/0.0
16	*(#18) UNLV (H)	66 95 (L)	A. Manns	1/0	4	0-3	.000	0-2	.000	0-0	.000	1-0	1	1.0	1-0	0	0-0	0/0.0
18	*CS Fullerton (H)	69 70 (L-OT)	T. Jackson	1/0	3	0-1	.000	0-0	.000	0-0	.000	0-1	1	1.0	0-0	0	0-1	0/0.0
23	*Utah State (H)	62 70 (L)	S. Dittmann	1/0	1	0-0	.000	0-0	.000	0-0	.000	0-0	0	0.0	0-0	0	0-0	0/0.0
Mar. 2	*Fresno State (A)	59 73 (L)	SJSU	28	5625	684-1548	.442	116-312	.372	343-545	.629	911	32.5	624-29	381	41-185	1827/65.2	
5	*Pacific (A)	55 66 (L)	OPP	28	5625	719-1502	.479	159-399	.398	498-713	.698	987	35.3	528-8	435	90-179	2095/74.8	
8	#Fresno State (N)	60 64 (L)																

+ - Ameritas Classic

* - Big West Conference contest

- Big West Tournament game



Scores & Statistics (1990 & 1991)

1989-90 (8-20)			1989-90 Individual Statistics															
COACH: Stan Morrison			Player	G/S	Min	FG-FGA	Pct.	3FG-3FGA	Pct.	FT-FTA	Pct.	REB	Avg.	PF-D	A-TO	Blk-S	Pts./Avg.	
ASSISTANTS: Stan Stewart, Benny White, John Coughran			K. Young	26/25	844	141-286	49.3	0-1	00.0	88-142	61.9	88-110-188	7.4	98-7	27-65	8-26	370/14.2	
CAPTAIN: Kenne Young			T. Batiste	24/15	641	91-244	37.3	7-23	30.4	108-154	70.1	38-64-102	4.2	60-1	63-65	1-35	297/12.4	
Nov.24	South Alabama (H)	61 64 (L)	A. Brooks	24/12	543	86-207	41.5	33-77	42.9	34-46	73.9	16-30-46	1.9	50-0	26-33	0-17	239/9.9	
27	Lamar (H)	50 51 (L)	K. Logan	28/28	765	91-180	50.6	0-2	00.0	32-53	60.4	72-103-175	6.2	79-1	25-47	26-26	214/7.6	
Dec. 5	Drake (H)	47 65 (L)	T. Cannon	26/20	562	65-152	42.8	9-33	27.3	37-49	75.5	14-35-49	1.9	41-0	73-63	0-21	176/6.8	
8	Boise State (A)	57 61 (L)	C. Terrell	22/15	450	59-117	50.4	5-14	35.7	14-23	60.9	29-27-66	3.0	53-1	25-38	1-8	137/6.2	
11	TCU (H)	70 69 (W)	M. Wasserburger	18/0	165	31-90	34.4	15-53	28.3	5-6	83.3	4-6-10	0.6	21-0	9-13	0-6	82/4.6	
15	Santa Clara (A)	75 66 (W)	D. Daniels	26/12	304	29-84	34.5	16-45	35.6	20-25	80.0	12-24-36	1.4	31-0	11-27	1-13	94/3.6	
23	Idaho State (H)	65 57 (W)	D. Scott	26/2	363	34-71	47.9	0-0	00.0	15-33	45.5	39-29-68	2.6	64-2	8-24	15-10	83/3.2	
29	#Michigan State (A)	61 88 (L)	R. Dunlap	18/1	161	17-48	35.4	0-1	00.0	5-10	50.0	14-20-34	1.9	27-0	2-10	0-0	39/2.2	
30	#Arkansas-Little Rock (N)	80 90 (L)	SJSU	28	5625	715-1666	42.9	100-300	33.3	399-604	66.1	346-525-96934	6.596	6596-12346	458	63-196	1929/68.9	
Jan. 2	*UC Santa Barbara (A)	61 82 (L)	OPP	28	5625	759-1562	48.6	117-271	43.2	479-694	69.0	343-615-103637	6.0533	615-10360-478	117-206	2114/75.5		
4	*UC Irvine (A)	75 69 (W)																
6	*(#10) UNLV (H)	80 100 (L)																
13	*Utah State (A)	72 77 (L)																
15	*CS Fullerton (H)	66 60 (W)																
20	*Pacific (H)	71 78 (L)																
25	*New Mexico State (H)	76 80 (L)																
27	*CS Long Beach (H)	83 85 (L)																
29	*Fresno State (A)	53 69 (L)																
Feb. 1	*CS Fullerton (A)	84 90 (L-OT)																
5	*(#12) UNLV (A)	69 105 (L)																
10	*Utah State (H)	83 88 (L)																
15	*Pacific (A)	63 50 (W)																
17	*Fresno State (H)	61 59 (W)																
22	*CS Long Beach (A)	80 84 (L)																
24	*(#24) New Mexico St. (A)	70 101 (L)																
Mar. 1	*UC Irvine (H)	84 78 (W)																
3	*UC Santa Barbara (H)	76 77 (L)																
7	\$Fresno State (N)	56 71 (L)																

- Oldsmobile Classic
 * - Big West Conference contest
 \$ - Big West Conference Tournament

1990-91 (7-20)			1990-91 Individual Statistics															
COACH: Stan Morrison			Player	G/S	Min	FG-FGA	Pct.	3FG-3FGA	Pct.	FT-FTA	Pct.	REB	Avg.	PF-D	A-TO	Blk-S	Pts./Avg.	
ASSISTANTS: Stan Stewart, Benny White, John Coughran			T. Cannon	27/25	810	127-265	.479	36-83	.434	49-63	.778	19-57-76	2.8	70-0	82-79	4-30	339/12.6	
CAPTAINS: Troy Batiste, Charles Terrell			C. Terrell	26/25	780	108-259	.417	13-42	.310	37-49	.755	39-46-85	3.3	52-1	101-59	4-22	266/10.2	
Nov.26	TCU (A)	49 66 (L)	M. Wasserberger	22/9	424	62-156	.397	35-82	.427	20-29	.690	10-25-35	1.6	43-1	22-31	1-13	179/8.1	
28	Lamar (A)	67 95 (L)	A. Brooks	9/4	181	27-72	.375	11-33	.333	6-7	.842	4-16-20	2.2	14-0	19-12	0-5	71/7.9	
Dec. 1	San Diego (A)	81 98 (L)	P. Crump	23/7	476	42-110	.382	24-61	.393	48-59	.814	8-28-36	1.6	50-1	58-48	0-9	156/6.8	
3	California (A)	53 93 (L)	M. St. Julien	24/14	681	59-147	.401	3-12	.250	33-51	.647	57-109-166	6.9	62-4	17-37	28-13	154/6.4	
5	Washington State (H)	70 69 (W)	M. Brotherton	24/4	331	57-92	.620	0-0	.000	33-49	.673	24-45-69	2.9	64-2	11-25	9-3	147/6.1	
20	Santa Clara (H)	63 69 (L)	K. Logan	26/21	529	65-135	.481	3-6	.500	23-34	.676	57-80-137	5.3	73-4	20-26	11-5	156/6.0	
22	Idaho State (A)	79 70 (W)	J. Allen	18/7	256	38-89	.427	13-31	.419	9-13	.692	16-25-41	2.3	23-0	11-28	2-5	98/5.4	
27	Nevada (H)	64 68 (L)	D. Scott	5/5	123	10-33	.303	0-0	.000	5-10	.500	16-21-37	7.4	13-0	6-10	5-3	25/5.0	
29	Nevada (A)	66 79 (L)	R. Dunlap	24/8	343	47-119	.395	0-2	.000	18-30	.600	27-47-74	3.1	56-2	2-28	12-11	112/4.7	
Jan. 2	*UC Santa Barbara (H)	62 70 (L)	T. Batiste	8/4	159	8-47	.170	0-12	.000	18-23	.783	9-12-21	2.6	19-0	19-16	1-10	34/4.3	
4	*UC Irvine (H)	88 97 (L)	A. Gardiner	20/2	199	23-47	.489	0-1	.000	12-29	.414	19-21-40	2.0	28-0	4-16	3-6	58/2.9	
7	*(#1) UNLV (A)	65 93 (L)	C. Higginbotham	9/0	89	9-33	.273	4-11	.364	4-5	.800	3-10-13	1.4	12-0	13-10	1-5	26/2.9	
9	*CS Fullerton (A)	78 91 (L)	R. Hannon	9/0	64	6-15	.400	1-2	.500	2-4	.500	5-7-12	1.3	6-0	2-6	0-3	15/1.7	
14	*CS Fullerton (H)	80 70 (W)	E. Fairley	3/0	5	1-3	.333	0-1	.000	0-0	.000	1-1-1	0.3	1-0	1-0	0-0	2/0.7	
17	*Fresno State (H)	94 92 (W-OT)	SJSU	27	5450	689-1622	.425	143-379	.377	317-455	.697	962	35.6	586-15388	430	81-143	1838/68.1	
19	*Pacific (H)	44 62 (L)	OPP	27	5450	731-1554	.470	141-386	.385	544-769	.707	987	36.6	439-4	429-348	101-191	2147/79.5	
24	*(#23) New Mexico St. (A)	58 88 (L)																
26	*CS Long Beach (A)	66 65 (W)																
31	*(#1) UNLV (H)	64 88 (L)																
Feb. 2	*Utah State (A)	71 88 (L)																
9	*Utah State (H)	62 69 (L)																
11	*CS Long Beach (H)	71 68 (W)																
14	*Pacific (A)	74 82 (L)																
16	*Fresno State (A)	72 71 (W)																
23	*(#15) New Mexico St. (H)	67 73 (L)																
28	*UC Irvine (A)	81 86 (L-OT)																
Mar. 2	*UC Santa Barbara (A)	51 85 (L)																

Scores & Statistics (1992 & 1993)



1991-92 (2-24)			1991-92 Individual Statistics													
COACH: Stan Morrison			Player	G/S Min	FG-FGA Pct.	3FG-3FGA Pct.	FT-FTA Pct.	REB	Avg.	PF-D	A-TO	Blk-S	Pts./Avg.			
ASSISTANTS: Stan Stewart & John Coughran			T. Cannon	17/16 566	75-216 .347	22-85 .259	51-62 .823	18-34-52	3.1	47-0	45-53	0-27	221/13.0			
Nov.26	Montana (H)	51 72 (L)	J. Allen	26/26 692	94-233 .403	32-84 .381	29-34 .853	25-50-75	2.9	73-2	20-38	7-13	249/9.6			
29	(#14) Utah (H)	57 75 (L)														
Dec. 7	Washington State (A)	57 81 (L)	T. Pope	24/15 599	73-174 .420	6-16 .375	74-105 .705	16-38-54	2.3	71-5	49-75	3-32	228/9.5			
9	Gonzaga (A)	56 61 (L)														
14	San Diego (H)	54 62 (L)														
21	Santa Clara (A)	61 60 (W)	K. Logan	26/21 625	94-183 .514	5-19 .263	35-68 .515	57-100-157	6.0	59-2	24-40	12-14	228/9.5			
23	Boise State (H)	68 80 (L)														
28	California (H)	87 93 (L)	D. Scott	25/7 497	73-141 .518	0-0 .000	34-59 .576	47-49-96	3.8	70-3	12-39	7-12	180/7.2			
Jan. 2	*CS Long Beach (A)	65 68 (L)														
4	*UC Santa Barbara (A)	78 86 (L-OT)	R. Dunlap	25/20 546	61-157 .398	8-31 .258	40-58 .690	48-58-106	4.2	77-6	9-50	13-7	162/6.5			
11	*Pacific (A)	52 66 (L)														
16	*New Mexico State (H)	73 81 (L)	I. Hunter	22/0 300	35-88 .398	8-31 .258	21-29 .724	17-35-52	2.4	39-0	15-35	2-12	99/4.5			
18	*UNLV (H)	67 79 (L)														
23	*Utah State (A)	63 80 (L)	J. Frenchwood	13/7 217	20-49 .408	8-18 .444	4-5 .800	7-16-23	1.8	15-0	20-23	1-3	52/4.0			
27	*Fresno State (A)	51 64 (L)														
30	*CS Fullerton (H)	64 76 (L)	T. Clayton	23/5 369	27-66 .409	2-9 .222	18-25 .720	16-28-44	1.9	32-1	21-33	4-13	74/3.2			
Feb. 1	*UC Irvine (H)	58 52 (W)														
8	*Pacific (H)	64 98 (L)	L. Mitchel	3/1 85	3-19 .158	0-7 .000	3-5 .600	2-8-10	3.3	9-0	6-7	0-0	9/3.0			
13	*(#15) UNLV (A)	39 83 (L)														
15	*New Mexico State (A)	57 82 (L)	A. Gardiner	22/3 259	25-62 .403	0-0 .000	15-24 .625	26-30-56	2.5	34-0	11-23	3-6	65/3.0			
20	*Fresno State (H)	71 74 (L)														
22	*Utah State (H)	79 84 (L)	A. De La Nuez	18/7 246	15-52 .288	7-26 .269	11-14 .786	2-16-18	11.0	8-0	33-34	0-9	48/2.7			
27	*UC Irvine (A)	65 78 (L)														
29	*CS Fullerton (A)	75 82 (L)	R. Hannon	9/1 39	2-9 .222	0-1 .000	7-8 .875	3-6-9	1.0	6-0	3-4	0-3	11/1.2			
Mar. 5	*UC Santa Barbara (H)	64 92 (L)														
8	*CS Long Beach (H)	80 93 (L)	D. Ervin	13/1 110	5-11 .455	0-0 .000	4-12 .333	14-6-20	1.5	16-0	4-6	2-6	14/1.1			
* – Big West Conference contest				J. Waikle	12/0 74	4-12 .333	0-0 .000	0-0 .000	5-8-13	1.1	24-1	1-3	3-4	8/0.7		
				A. Brazile	1/0 1	0-0 .000	0-0 .000	0-0-0	0.0	0-0	0-0	0-0	0/0.0			
				SJSU	26 5225	606-1472.412	90-298 .302	346-508 .681	882	33.9	580-20273-463	57-161	1648/63.4			
				OPP	26 5225	688-1398.492	124-313 .396	493-720 .685	923	35.5	474-6 403-397	88-191	1993/76.7			

1992-93 (7-19)			1992-93 Individual Statistics													
COACH: Stan Morrison			Player	G/S Min	FG-FGA Pct.	3FG-3FGA Pct.	FT-FTA Pct.	REB	Avg.	PF-D	A-TO	Blk-S	Pts./Avg.			
ASSISTANTS: Stan Stewart & Brad Winslow			D. Scott	25/25 718	145-284 .511	1-1 1.000	74-104 .712	77-83-160	6.4	82-2	21-58	15-16	365/14.6			
CAPTAINS: Kevin Logan, Daryl Scott																
Dec. 1	Santa Clara (H)	56 71 (L)	J. Allen	26/20 628	82-219 .374	29-99 .293	27-40 .675	26-43-69	2.7	57-1	23-39	4-10	220/8.5			
3	Stanford (H)	56 52 (W)														
5	Gonzaga (H)	76 73 (W-OT)	L. Mitchel	22/22 743	58-152 .382	15-41 .366	48-64 .750	18-59-77	3.5	67-2	60-67	4-33	179/8.1			
10	Montana (A)	51 55 (L)														
12	Montana State (A)	57 60 (L)	K. Logan	26/17 591	81-165 .491	4-20 .200	34-50 .680	52-87-139	5.3	50-0	34-51	9-13	200/7.7			
21	Drake (A)	43 66 (L)														
26	Fresno State (H)	74 62 (W)	J. Zavala	24/22 631	54-149 .362	17-49 .347	55-75 .733	17-65-82	3.4	68-3	72-66	2-21	180/7.5			
28	Utah (A)	47 60 (L)														
Jan. 2	*CS Long Beach (H)	73 88 (L)	L. Shepherd	22/6 497	47-125 .376	5-20 .250	34-50 .680	37-43-80	3.6	36-2	44-40	1-22	133/6.0			
9	*Pacific (H)	61 74 (L)														
14	*New Mexico State (A)	72 87 (L)	A. De La Nuez	4/0 45	11-21 .524	1-5 .200	1-3 .333	2-0-2	0.5	1-0	7-2	0-2	24/6.0			
16	*(#18) UNLV (A)	77 84 (L)														
23	*Nevada (H)	73 70 (W)	M. Brotherton	26/9 389	54-111 .486	0-0 .000	30-43 .698	29-34-63	2.4	51-2	15-34	8-9	138/5.3			
26	*Utah State (H)	80 79 (W-OT)														
28	*CS Fullerton (A)	61 66 (L)	A. Gardiner	25/1 347	33-83 .398	0-0 .000	31-48 .646	15-37-52	2.1	45-0	16-29	4-7	97/3.9			
30	*UC Irvine (A)	64 73 (L)														
Feb. 6	*Pacific (A)	54 50 (W)	D. Greene	25/5 401	28-64 .438	2-8 .250	24-40 .600	18-41-59	2.4	33-0	11-35	6-9	82/3.3			
11	*(#12) UNLV (H)	74 80 (L)														
13	*New Mexico State (H)	55 60 (L)	A. Williams	13/2 122	11-28 .393	2-3 .667	12-15 .800	10-13-23	1.8	14-0	8-18	2-3	36/2.8			
18	*Nevada (A)	64 68 (L)														
20	*Utah State (A)	79 92 (L)	J. Frenchwood	6/0 36	2-5 .400	1-3 .333	2-4 .500	0-2-2	0.3	2-0	2-2	0-0	7/1.2			
25	*UC Irvine (H)	62 67 (L)														
27	*CS Fullerton (H)	60 58 (W)	B. Jang	13/0 68	3-13 .231	1-3 .333	3-10 .300	0-2-2	0.2	10-0	4-6	0-4	10/0.8			
Mar. 1	*UC Santa Barbara (H)	62 67 (L)														
4	*CS Long Beach (A)	87 103 (L)	A. Day	8/0 34	3-11 .273	0-0 .000	0-3 .000	3-3-6	0.8	5-0	2-6	0-1	6/0.8			
6	*UC Santa Barbara (A)	59 72 (L)														
* – Big West Conference contest				SJSU	26 5250	612-1430.428	78-252 .310	375-549 .683	903	34.7	521-12319-455	55-150	1677/64.5			
				OPP	26 5250	653-1379.474	138-370 .373	391-580 .674	802	30.8	478-11380-388	98-185	1835/70.6			



Scores & Statistics (1994 & 1995)

1993-94 (15-12)		1993-94 Individual Statistics														
COACH: Stan Morrison		Player	G/S Min	FG-FGA	Pct.	3FG-3FGA	Pct.	FT-FTA	Pct.	REB	Avg.	PF-D	A-TO	Blk-S	Pts./Avg.	
ASSISTANTS: Stan Stewart & Brad Winslow		T. Cannon	27/27	835	147-301	.488	37-103	.359	72-107	.673	21-57-78	2.9	61-2	59-65	3-35	403/14.9
CAPTAINS: Jason Allen, Terry Cannon		J. Allen	27/27	766	129-289	.446	46-126	.365	35-50	.700	27-63-90	3.3	58-1	24-26	6-10	339/12.6
Nov.26	#Gonzaga (N)	J. Allen	27/27	766	129-289	.446	46-126	.365	35-50	.700	27-63-90	3.3	58-1	24-26	6-10	339/12.6
27	#Stanford (A)	M. Brotherton	27/26	644	82-177	.463	1-1	1.000	62-87	.713	49-92-141	5.2	83-3	12-40	24-11	227/8.4
Dec. 1	Santa Clara (N+)	L. Mitchel	27/22	713	72-170	.424	8-34	.235	65-81	.802	38-60-98	3.6	76-2	65-54	1-36	217/8.0
4	Fresno State (A)	D. Greene	27/14	630	55-108	.509	5-12	.417	43-62	.694	46-59-105	3.9	58-0	13-30	4-12	158/5.9
7	Saint Mary's (Calif.) (H)	L. Shepherd	20/0	285	35-87	.402	2-10	.200	34-47	.723	26-27-53	2.7	26-0	27-24	3-11	106/5.3
11	Loyola Marymount (H)	R. Hammonds	26/3	400	54-114	.474	0-0	.000	29-50	.580	27-50-77	3.0	53-0	7-25	11-11	137/5.3
23	(#16) Minnesota (H+)	A. Gardiner	25/10	504	51-135	.378	0-1	.000	28-44	.636	44-51-95	3.8	82-0	22-41	1-9	130/5.2
30	Montana State (H)	J. Zavala	27/5	370	34-87	.391	11-29	.379	41-58	.707	16-35-51	1.9	58-0	55-50	6-24	120/4.4
Jan. 3	*Nevada (A)	A. Day	5/0	39	3-12	.250	1-1	1.000	10-13	.769	2-6-8	1.6	3-0	1-2	0-0	17/3.4
5	*Utah State (A)	A. Williams	22/1	167	21-49	.429	3-7	.429	15-31	.484	18-21-39	1.8	16-0	5-9	1-4	60/2.7
8	*Pacific (A)	R. Miller	14/0	78	8-15	.533	0-0	.000	6-7	.857	1-18-19	1.4	16-0	1-6	5-1	22/1.6
15	*CS Long Beach (H)	M. Williams	2/0	13	0-2	.000	0-0	.000	2-2	1.000	0-1-1	0.5	1-0	0-1	0-1	2/1.0
17	*UC Santa Barbara (H)	T. Clayton	13/0	40	2-14	.143	0-4	.000	4-6	.667	4-2-6	0.5	8-0	5-1	1-2	8/0.6
20	*CS Fullerton (A)	T. Gilley	6/0	12	1-5	.200	1-4	.250	0-0	.000	0-0-0	0.0	0-0	0-0	0-0	3/0.5
22	*UC Irvine (A)	B. Heidger	3/0	4	0-1	.000	0-0	.000	0-0	.000	0-0-0	0.0	0-0	0-0	0-0	0/0.0
27	(#25) New Mexico St. (H)	SJSU	27	5500	694-1566	.443	115-332	.346	446-645	.691	945	35.0	599-8	296-377	72-146	1949/72.2
29	*UNLV (H)	OPP	27	5500	659-1459	.452	131-395	.332	478-730	.655	936	34.7	565	351-426	72-146	1927/71.4
Feb. 3	*UC Irvine (H)															
5	*CS Fullerton (H)															
10	*UC Santa Barbara (A)															
12	*CS Long Beach (A)															
19	*Pacific (H)															
24	*Utah State (H)															
26	*Nevada (H)															
Mar. 3	*UNLV (A)															
5	*New Mexico State (A)															
11	**UNLV (N)															

1994-95 (4-23)		1994-95 Individual Statistics														
COACH: Stan Morrison		Player	G/S Min	FG-FGA	Pct.	3FG-3FGA	Pct.	FT-FTA	Pct.	REB	Avg.	PF-D	A-TO	Blk-S	Pts./Avg.	
ASSISTANTS: Stan Stewart, Brad Winslow & Keith Moss		B. Quinet	27/27	793	108-301	.359	47-149	.315	87-109	.798	16-68-84	3.1	95-6	47-79	2-28	350/13.0
CAPTAINS: Mike Brotherton, Darren Greene		M. Brotherton	27/27	630	95-204	.466	0-1	.000	67-91	.736	44-82-126	4.7	96-8	13-45	14-10	257/9.5
Nov.29	Loyola Marymount (A)	D. Greene	27/27	812	85-172	.494	4-18	.222	63-100	.630	63-74-137	5.1	63-0	36-46	2-15	237/8.8
Dec. 3	Stanford (A)	T. Addison	27/25	747	83-202	.411	43-117	.368	14-32	.438	28-57-85	3.1	69-2	54-68	4-29	223/8.3
6	Saint Mary's (Calif.) (A)	J. Bacon	27/0	492	67-180	.372	30-79	.380	42-54	.778	29-51-80	3.0	54-1	43-56	2-11	206/7.6
10	Fresno State (H)	M. Williams	27/17	648	41-138	.297	3-10	.300	71-92	.772	30-61-91	3.4	43-0	70-79	9-21	156/5.8
21	Boise State (A)	T. Wilborn	27/11	596	46-110	.418	1-2	.500	37-55	.673	43-45-88	3.3	49-1	25-33	7-18	130/4.8
23	(#11) Minnesota (A)	R. Miller	20/0	213	23-53	.434	0-1	.000	6-13	.462	14-32-46	2.3	48-3	4-14	16-2	52/2.6
29	#BYU (N)	B. McKnight	18/0	146	15-27	.556	0-0	.000	9-15	.600	6-19-25	1.4	17-1	3-2	3-4	39/2.2
30	#Alaska Anchorage (N)	K. Baker	19/0	117	15-44	.341	2-4	.500	4-15	.267	7-16-23	1.2	17-0	2-10	1-3	36/1.9
Jan. 3	*Nevada (H)	R. Taylor	14/1	150	7-33	.212	1-4	.250	11-17	.647	7-12-19	1.4	23-0	3-12	1-4	26/1.9
5	*Utah State (H)	A. De La Nuez	16/0	63	6-18	.333	1-6	.167	5-6	.833	0-8-8	0.5	9-0	4-6	0-4	18/1.1
10	*Pacific (H)	D. Owens	3/0	4	1-1	1.000	1-1	1.000	0-0	.000	0-0-0	0.0	0-0	0-0	0-1	3/1.0
14	*CS Long Beach (A)	T. Clayton	3/0	14	0-5	.000	0-2	.000	0-0	.000	0-3-3	1.0	0-0	2-0	0-0	0/0.0
16	*UC Santa Barbara (A)	SJSU	27	5425	592-1488	.398	133-394	.338	416-599	.694	906	33.6	583-22	306-456	61-150	1733/64.2
19	**CS Fullerton (H)	OPP	27	5425	703-1498	.469	152-399	.381	494-735	.672	992	36.7	537-13	403-403	83-190	2052/76.0
22	*UC Irvine (H)															
26	*(#19) New Mexico St. (A)															
28	*UNLV (A)															
Feb. 4	*Pacific (A)															
9	*UC Santa Barbara (H)															
11	*CS Long Beach (H)															
16	*UC Irvine (A)															
18	*CS Fullerton (A)															
23	*New Mexico St. (H)															
25	*UNLV (H)															
Mar. 2	*Utah State (A)															
4	*Nevada (A)															
9	**UNLV (N)															

- Cable Car Classic, San Jose Arena, San Jose, Calif.
 ## - Game forfeited to SJSU by action of the NCAA
 * - Big West Conference contest
 ** - Big West Conference Tournament

Scores & Statistics (1996 & 1997)



1995-96 (13-17)
BIG WEST CONFERENCE TOURNAMENT CHAMPION
NCAA TOURNAMENT PARTICIPANT
COACH: Stan Morrison
ASSISTANTS: Stan Stewart, Keith Moss, Lossie Mitchel
CAPTAINS: Darren Greene, Roy Hammonds

Nov.28	Saint Mary's (H)	60	61	(L)
Dec. 1	Santa Clara (H+)	51	79	(L)
5	Fresno State (A)	68	92	(L)
8	+Ball State (N)	64	80	(L)
9	+SE Missouri State (N)	48	55	(L)
20	Portland (H)	87	79	(W)
23	Pepperdine (H)	76	80	(L)
27	Washington State (H)	74	90	(L)
Jan. 2	*CS Fullerton (A)	88	77	(W)
4	*UC Irvine (A)	70	78	(L)
8	*New Mexico State (H)	74	60	(W)
10	*UNLV (H)	66	64	(W)
13	*Nevada (A)	64	83	(L)
15	*Utah State (A)	58	60	(L-OT)
20	*Pacific (A)	60	81	(L)
25	*CS Long Beach (H)	63	76	(L)
27	*UC Santa Barbara (H)	77	80	(L)
Feb. 1	*UNLV (A)	75	84	(L)
3	*New Mexico State (A)	73	74	(L)
8	*Utah State (H)	68	65	(W)
10	*Nevada (H)	96	91	(W)
17	*Pacific (H)	79	73	(W)
22	*UC Santa Barbara (A)	69	66	(W)
24	*CS Long Beach (A)	86	105	(L)
29	*UC Irvine (H)	81	70	(W)
Mar. 3	*CS Fullerton (H)	90	80	(W)
8	#Pacific (N)	77	57	(W)
9	#UC Irvine (N)	71	67	(W)
10	#Utah State (N)	76	75	(W-OT)
14	\$(#2) Kentucky (N)	72	110	(L)

(H+) – San Jose Arena
+ – Illini/Pepsi Classic
* – Big West Conference contest
– Big West Tournament game
\$ – NCAA Tournament Midwest Regional 1st Round

1995-96 Individual Statistics

Player	G/S	Min	FG-FGA	Pct.	3FG-3FGA	Pct.	FT-FTA	Pct.	REB	Avg.	PF-D	A-TO	Blk-S	Pts./Avg.
O. Saint-Jean	25/25	698	148-332	.446	18-65	.277	117-158	.741	57-100-157	6.3	88-4	64-87	22-25	431/17.2
S. Allen	30/29	750	163-282	.578	6-15	.400	74-153	.484	63-85-148	4.9	96-4	14-74	28-20	406/13.5
R. Hammonds	30/30	904	142-304	.467	2-6	.333	58-87	.667	68-120-188	6.3	81-0	20-50	18-42	344/11.5
T. Addison	30/29	979	88-226	.389	45-143	.315	62-76	.816	24-68-92	3.1	83-1	117-86	4-46	283/9.4
M. Williams	30/19	815	55-149	.369	9-36	.250	48-75	.640	44-73-117	3.9	71-2	72-61	2-24	167/5.6
R. Taylor	30/1	534	47-110	.427	2-3	.667	59-81	.728	34-45-79	2.6	71-2	27-30	7-12	155/5.2
D. Greene	30/15	664	61-116	.526	4-19	.211	24-44	.545	39-79-118	3.9	61-0	35-49	6-12	150/5.0
T. Wilborn	7/0	123	10-20	.500	0-1	.000	8-13	.615	6-10-16	2.3	13-0	6-10	2-4	28/4.7
J. Bacon	29/1	372	39-125	.312	9-57	.158	39-55	.709	16-38-54	1.9	35-0	47-46	2-15	126/4.3
C. Clark	2/0	9	3-6	.500	0-0	.000	0-2	.000	1-1-2	1.0	6-1	0-0	0-0	6/3.0
L. Campbell-Hall	22/0	167	22-73	.301	4-29	.138	5-8	.625	2-5-7	0.3	17-0	17-30	0-6	53/2.4
B. Quinet	1/1	20	0-6	.000	0-4	.000	2-3	.667	1-1-2	2.0	1-0	2-1	0-0	2/2.0
K. Kavanagh	8/0	15	4-7	.571	0-0	.000	2-8	.250	1-4-5	0.6	4-0	1-2	1-0	10/1.3
SJSU	30	6050	782-1756	.445	99-378	.262	498-763	.653	1077	35.9	597-12422	531	92-208	2161/72.0
OPP	30	6050	827-1778	.465	173-477	.363	465-712	.653	1081	36.0	616	468-515	71-214	2292/76.4



Olivier Saint-Jean



Sam Allen



Roy Hammonds



Tito Addison



Marmet Williams

1996-97 (13-14)
COACH: Stan Morrison
ASSISTANTS: Stan Stewart, Keith Moss, Bill McClintock
CAPTAINS: Tito Addison, Olivier Saint-Jean

Nov.24	Saint Mary's (A)	66	64	(W)
26	San Diego (H)	51	66	(L)
Dec. 1	Santa Clara (H+)	76	65	(W)
3	Pepperdine (A)	70	64	(W)
9	Cal Poly Pomona (H)	68	55	(W)
11	USF (H)	65	53	(W)
14	Portland (A)	92	88	(W-2OT)
22	Washington State (A)	54	95	(L)
27	+(#19) Alabama (H+)	60	59	(W-OT)
28	+Detroit Mercy (H+)	63	56	(W)
Jan. 2	*UNLV (H)	63	71	(L)
4	*Tulsa (H)	58	66	(L)
11	*Fresno State (A)	53	80	(L)
16	*Air Force (H)	62	45	(W)
23	*Wyoming (A)	59	75	(L)
25	*Colorado State (A)	76	80	(L)
30	*Hawai'i (H)	74	87	(L)
Feb. 1	*San Diego State (H)	76	72	(W)
6	*Fresno State (H)	61	66	(L)
10	*(#21) Tulsa (A)	75	91	(L)
13	*Air Force (A)	88	77	(W)
15	*UNLV (A)	73	77	(L)
20	*Colorado State (H)	64	66	(L)
22	*Wyoming (H)	67	62	(W)
27	*San Diego State (A)	65	63	(W)
Mar. 1	*Hawai'i (A)	76	83	(L)
4	*(#11) New Mexico (N)	70	103	(L)

(H+) – San Jose Arena
+ – Comerica Cable Car Classic
* – Western Athletic Conference contest
– Western Athletic Conference Tournament game

1996-97 Individual Statistics

Player	G/S	Min	FG-FGA	Pct.	3FG-3FGA	Pct.	FT-FTA	Pct.	REB	Avg.	PF-D	A-TO	Blk-S	Pts./Avg.
O. Saint-Jean	26/26	868	225-457	.492	26-71	.366	143-196	.730	79-150-229	8.8	63-0	28-68	19-39	619/23.8
B. Quinet	27/26	770	116-290	.400	30-110	.273	72-99	.727	17-41-58	2.1	80-3	59-69	0-22	334/12.4
T. Addison	27/27	831	103-251	.410	34-115	.296	46-60	.767	40-63-103	3.8	56-2	84-65	4-50	286/10.6
M. Williams	27/10	740	50-135	.370	1-13	.077	44-69	.638	50-73-123	4.6	49-0	58-41	0-21	145/5.4
R. Taylor	26/24	679	41-110	.373	0-0	.000	27-47	.574	49-53-102	3.9	84-5	30-54	7-16	109/4.2
J. Bacon	5/0	41	8-16	.500	1-1	1.000	1-2	.500	1-4-5	1.0	4-0	1-3	0-0	18/3.6
T. Lowery	26/5	402	40-90	.444	0-6	.000	8-16	.500	26-41-67	2.6	48-2	12-0	11-10	88/3.4
L. Campbell-Hall	11/0	101	14-39	.359	5-17	.294	4-6	.667	5-5-10	0.9	15-0	8-10	0-3	37/3.4
R. Hite	26/5	431	25-73	.342	11-34	.324	14-25	.560	22-39-61	2.3	41-1	55-34	5-22	75/2.9
K. Kavanagh	20/8	219	17-39	.436	0-0	.000	18-26	.692	30-18-48	2.4	37-1	8-16	6-11	52/2.6
K. Baker	17/0	143	13-40	.325	0-2	.000	8-18	.444	8-15-23	1.4	16-0	5-7	1-3	34/2.0
G. Anstey	10/2	129	9-23	.391	0-0	.000	2-4	.500	11-11-22	2.2	15-0	0-10	8-0	20/2.0
C. Clark	14/2	116	2-13	.154	0-0	.000	4-8	.500	6-6-12	0.9	27-1	2-4	3-2	8/0.6
A. Grant	1/0	5	0-0	.000	0-0	.000	0-0	.000	0-1-1	1.0	1-0	1-0	0-0	0/0.0
SJSU	27	5475	663-1576	.421	108-369	.293	391-576	.679	956	35.4	536-15351	416	64-199	1825/67.6
OPP	27	5475	694-1480	.469	144-414	.348	397-608	.653	908	33.6	515	404-434	69-170	1929/71.4



Scores & Statistics (1998 & 1999)

1997-98 (3-23#)

COACH: Stan Morrison

ASSISTANTS: Stan Stewart, Gary Patterson,
Bill McClintock

CAPTAIN: Marmet Williams

Nov.18	Pacific (H)	59	72 (L)
21	San Diego (A)	41	81 (L)
25	USF (A)	52	84 (L)
29	(#10) New Mexico (A)	57	86 (L)
Dec. 2	Santa Clara (N+)	49	65 (L)
10	#CS Sacramento (H)	60	49 (W)
18	Saint Mary's (Calif.) (H)	71	67 (W)
22	Colorado State (H)	41	58 (L)
27	Montana (H)	39	69 (L)
30	Northern Arizona (H)	64	77 (L)
Jan. 3	Loyola Marymount (A)	68	76 (L)
8	*SMU (A)	72	81 (L)
10	*TCU (A)	65	104 (L)
15	*Rice (H)	50	61 (L)
17	*Tulsa (H)	52	77 (L)
21	Colorado State (A)	52	81 (L)
29	*San Diego State (A)	75	88 (L)
31	*Hawai'i (A)	62	68 (L)
Feb. 7	*(#22) TCU (H)	84	119 (L)
9	*SMU (H)	51	77 (L)
12	*Tulsa (A)	55	68 (L)
14	*Rice (A)	59	72 (L)
18	*Fresno State (H)	81	89 (L)
21	*Fresno State (A)	70	95 (L)
26	*Hawai'i (H)	48	65 (L)
28	*San Diego State (H)	74	66 (W)

- game forfeited by San Jose State
(N+) - San Jose Arena
* - Western Athletic Conference contest

1997-98 Individual Statistics

Player	G/S	Min	FG-FGA	Pct.	3FG-3FGA	Pct.	FT-FTA	Pct.	REB	Avg.	PF-D	A-TO	Blk-S	Pts./Avg.
M. Quinney	26/22	901	141-371	.380	63-174	.362	65-88	.739	19-64-83	3.2	63-4	74-61	0-31	410/15.8
M. Williams	26/25	938	96-272	.353	19-65	.292	102-130	.785	66-113-179	6.9	59-2	118-92	5-22	313/12.0
R. Hite	6/6	194	22-61	.361	5-14	.357	1-1	1.000	10-12-22	3.7	13-0	18-18	0-5	50/8.3
S. Murray	26/15	618	89-201	.443	1-2	.500	33-50	.660	58-72-130	5.0	95-5	20-51	0-11	212/8.2
W. Trawick	26/22	681	79-182	.434	0-0	.000	35-66	.530	54-112-166	6.4	78-4	22-49	25-19	193/7.4
B. Kennett	26/13	604	41-113	.363	0-2	.000	29-43	.674	22-46-68	2.6	33-0	25-19	14-8	111/4.3
S. McCullough	24/11	470	40-124	.323	10-40	.250	5-11	.455	18-35-53	2.2	21-0	23-19	1-4	95/4.0
L. Campbell-Hall	11/5	152	15-60	.250	3-22	.136	3-9	.333	1-13-14	1.3	13-0	9-19	0-3	36/3.3
B. Boe	22/6	347	24-66	.364	7-25	.280	15-22	.682	10-25-35	1.6	27-0	20-32	0-8	70/3.2
M. Mertens	18/5	211	21-58	.362	0-1	.000	6-11	.545	12-24-36	2.0	31-1	5-18	4-4	48/2.7
J. Curtis	6/0	25	2-5	.400	1-1	1.000	2-4	.500	1-1-2	0.3	2-0	1-4	1-0	7/1.2
R. Cooks	12/0	59	1-15	.067	0-3	.000	4-7	.571	3-4-7	0.6	9-0	4-8	1-0	6/0.5
SJSU	26	5200	571-1528	.374	109-349	.312	300-442	.679	886	34.1	444-16339-397	63-115	1551/59.7	
OPP	26	5200	728-1586	.459	169-449	.376	370-525	.705	1046	40.2	433-5 456-354	109-170	1995/76.7	



Michael Quinney Marmet Williams Sean Murray Will Trawick Brad Kennett

1998-1999 (12-16)

COACH: Phil Johnson

ASSISTANTS: Mike Kruszynski, Eddie Hill,
Gary Patterson

CAPTAINS: Shawn McCullough, Will Trawick

Nov.13	Arizona State (A)	49	68 (L)
18	Saint Mary's (Calif.) (A)	56	75 (L)
22	Cal State Northridge (H)	89	77 (W)
24	Pacific (A)	44	52 (L)
27	Menlo College (H)	77	36 (W)
Dec. 1	Santa Clara (N+)	73	74 (L-2OT)
5	Montana (A)	79	52 (W)
9	CS Sacramento (H)	59	56 (W)
19	Eastern Washington (H)	63	47 (W)
22	Portland (H)	74	52 (W)
27	CS Fullerton (H)	84	59 (W)
30	UC Santa Barbara (A)	66	68 (L)
Jan. 2	Pepperdine (H)	46	65 (L)
7	*Fresno State (H)	91	64 (W)
13	*(#16) New Mexico (H)	81	82 (L-OT)
16	*Texas El Paso (H)	64	63 (W-OT)
21	*BYU (A)	44	75 (L)
23	*Utah (A)	54	70 (L)
28	*Hawai'i (H)	70	55 (W)
30	*San Diego State (H)	82	57 (W)
Feb. 4	*Fresno State (A)	52	57 (L)
11	*New Mexico (A)	46	82 (L)
13	*Texas El Paso (A)	64	70 (L-OT)
18	*(#12) Utah (H)	49	71 (L)
20	*BYU (H)	76	74 (W-OT)
25	*Hawai'i (A)	62	65 (L)
27	*San Diego State (A)	72	75 (L)
Mar. 2	#Rice (N)	61	64 (L)

(N+) - Played at the San Jose Arena
* - Western Athletic Conference contest
- Western Athletic Conference Tournament game

1998-99 Individual Statistics

Player	G/S	Min	FG-FGA	Pct.	3FG-3FGA	Pct.	FT-FTA	Pct.	REB	Avg.	PF-D	A-TO	Blk-S	Pts./Avg.
T. Richmond	28/21	814	117-285	.411	43-115	.374	65-101	.644	15-55-70	2.5	65-2	44-51	1-32	342/12.2
B. Sanders	20/11	513	78-164	.476	7-21	.333	62-100	.620	25-35-60	3.0	42-1	73-47	7-27	225/11.3
M. Quinney	28/26	934	96-254	.378	60-162	.370	41-66	.621	15-54-69	2.5	84-3	108-65	0-37	293/10.5
W. Trawick	28/26	829	117-229	.511	0-0	.000	59-95	.621	78-151-229	8.2	77-5	21-57	9-26	293/10.5
S. Murray	28/21	579	89-176	.506	0-2	.000	53-79	.671	39-68-107	3.8	105-8	11-43	22-20	231/8.3
C. Powell	25/21	677	58-131	.443	13-32	.406	35-57	.614	18-52-70	2.8	93-6	96-61	0-27	164/6.6
E. Griffin	27/8	440	46-102	.451	0-0	.000	27-46	.587	36-42-78	2.9	87-6	13-31	1-13	119/4.4
S. McCullough	28/4	496	29-77	.377	5-21	.238	24-33	.727	27-40-67	2.4	31-0	23-27	5-10	87/3.1
U. Preston	9/0	112	7-21	.333	4-9	.444	0-2	.000	7-7-14	1.6	5-0	1-4	1-1	18/2.0
B. Kennett	21/1	206	16-44	.364	0-2	.000	1-2	.500	13-17-30	1.4	19-0	5-8	4-3	33/1.6
K. Moummad	3/0	3	1-2	.500	0-0	.000	1-1	1.000	0-0-0	0.0	0-0	0-0	0-0	3/1.0
M. Mertens	20/1	147	8-20	.400	0-1	.000	3-6	.500	3-23-26	1.3	15-0	2-10	3-1	19/0.9
TEAM													0-16	
DEADBALL REBOUNDS														
SJSU	28	5750	662-1505	.440	132-365	.362	371-588	.631	920	32.9	623-31397-420	53-197	1827/65.2	
OPP	28	5750	595-1334	.446	148-401	.369	467-677	.690	860	30.7	511-9 353-475	100-175	1805/64.5	



Terrance Richmond Ben Sanders Michael Quinney Will Trawick Sean Murray

Scores & Statistics (2000 & 2001)



1999-2000 (15-15)

COACH: Steve Barnes

ASSISTANTS: Patrick Springer, Lorenzo Watkins
CAPTAIN: R.J. Powell

Nov. 20	San Francisco State (H)	61	33	(W)
24	UC Santa Barbara (H)	62	41	(W)
27	Northern Arizona (A)	49	46	(W)
Dec. 1	Santa Clara (N+)	42	50	(L)
4	Portland (A)	39	47	(L)
7	California (A)	52	67	(L)
11	CS Fullerton (A)	44	68	(L)
13	Menlo College (H)	70	46	(W)
18	Saint Mary's (Calif.) (H)	54	45	(W)
21	#BYU-Hawaii (A)	75	56	(W)
22	#South Florida (N)	71	63	(W)
23	#Colorado State (N)	57	61	(L)
30	CS Northridge (A)	53	71	(L)
Jan. 3	Notre Dame (Calif.) (H)	71	64	(W)
8	Brown (H)	64	59	(W)
13	*TCU (H)	60	69	(L)
15	*SMU (H)	62	49	(W)
20	*(#15) Tulsa (A)	41	67	(L)
22	*Rice (A)	58	56	(W)
29	*Hawaii'i (A)	75	84	(L-OT)
Feb. 3	*Fresno State (H)	76	82	(L-OT)
5	*UTEP (H)	47	44	(W)
10	*SMU (A)	51	62	(L)
12	*TCU (A)	73	78	(L)
17	*Rice (H)	52	48	(W-OT)
19	*(#13) Tulsa (H)	56	64	(L)
26	*Hawaii'i (H)	67	50	(W)
Mar. 1	*Fresno State (A)	74	77	(L)
4	*UTEP (A)	70	61	(W)
9	#TCU (N)	71	84	(L)

- Pearl Harbor Invitational
(N+) - Played at the San Jose Arena
* - Western Athletic Conference contest
- Western Athletic Conference Tournament game

1999-2000 Individual Statistics

Player	G/S	Min	FG-FGA	Pct.	3FG-3FGA	Pct.	FT-FTA	Pct.	REB	Avg.	PF-D	A-TO	Blk-S	Pts./Avg.
C. Powell	17/0	361	88-198	.441	12-35	.343	29-45	.644	58-52-110	0.3	25-2	5-27	0-8	217/12.8
B. Landram	30/30	989	117-295	.397	74-197	.376	74-109	.679	10-108-118	3.9	60-1	37-60	10-15	382/12.7
D. Williams	30/30	1019	148-304	.487	0-6	.000	56-94	.596	107-152-259	8.6	87-6	53-72	43-16	352/11.7
R.J. Powell	29/29	993	72-193	.373	23-70	.329	40-71	.563	11-70-81	2.8	75-3	110-71	5-41	207/7.1
K. Blunt	26/9	504	64-123	.520	0-0	.000	30-50	.600	47-66-113	4.3	68-4	14-29	12-6	158/6.1
D. Egans	28/21	580	57-172	.331	13-54	.241	24-41	.585	9-35-44	1.6	36-0	26-30	1-6	151/5.4
B. Sanders	28/10	621	45-128	.352	4-18	.222	37-72	.514	23-58-81	2.9	48-2	44-54	10-23	131/4.7
M. Garrett	6/0	105	8-33	.242	2-9	.222	8-14	.571	2-9-11	1.8	4-0	3-3	0-4	26/4.3
E. Griffin	28/21	541	47-79	.595	0-0	.000	20-45	.444	67-74-141	5.0	87-5	15-32	1-11	114/4.1
J. Poole	6/0	96	7-26	.269	0-6	.000	3-6	.500	0-6-6	1.0	10-0	7-8	1-0	17/2.8
B. Lilly	6/0	51	4-13	.308	2-9	.222	5-6	.833	0-8-8	1.3	4-0	1-3	0-1	15/2.5
L. Felder	10/0	85	6-21	.286	0-1	.000	2-7	.286	2-8-10	1.0	18-0	0-4	3-5	14/1.4
B. Collins	13/0	130	3-10	.300	1-1	1.000	6-12	.500	7-10-17	1.3	8-0	3-10	0-2	13/1.0
SJSU	30	6075	666-1595	.418	131-406	.323	334-572	.584	1097	36.6	531-233	18-410	87-138	1797/59.9
OPP	30	6075	614-1549	.396	172-569	.302	392-576	.681	965	32.2	536-153	392-383	100-177	1792/59.7



Cory Powell



Billy Landram



Darnell Williams



R.J. Powell



Kevin Blunt

2000-01 (14-14)

COACH: Steve Barnes

ASSISTANTS: Patrick Springer, Richard Lucas,
Don Funk
CAPTAINS: Billy Landram, Darnell Williams

Nov. 18	CS Hayward (H)	70	64	(W-OT)
21	UC Riverside (A)	58	55	(W-OT)
26	Saint Mary's (Calif.) (A)	82	68	(W)
29	Santa Clara (H)	56	71	(L)
Dec. 2	Eastern Washington (A)	62	71	(L)
6	Warner Pacific (H)	80	41	(W)
9	Pepperdine (A)	60	62	(L)
16	Pacific (H)	62	56	(W)
20	CS Sacramento (A)	83	58	(W)
22	UC Santa Cruz (H)	58	49	(W)
30	UC Riverside (H)	51	50	(W)
Jan. 4	*SMU (A)	59	69	(L)
6	*TCU (A)	58	65	(L)
11	*Tulsa (H)	57	63	(L)
13	*UTEP (H)	67	71	(L)
20	*Hawaii'i (A)	64	65	(L-OT)
25	*Tulsa (A)	60	76	(L)
27	*Rice (A)	54	44	(W)
Feb. 1	*Nevada (H)	71	47	(W)
3	*(#19) Fresno State (H)	75	86	(L)
8	*(#23) Fresno State (A)	57	82	(L)
11	*Nevada (A)	67	64	(W)
15	*Rice (H)	57	53	(W)
18	*SMU (H)	81	51	(W)
22	*UTEP (A)	52	72	(L)
24	*TCU (H)	91	90	(W-OT)
Mar. 1	*Hawaii'i (H)	61	71	(L)
8	#Tulsa (A)	53	64	(L)

* - Western Athletic Conference contest
- Western Athletic Conference Tournament game

2000-01 Individual Statistics

Player	G/S	Min	FG-FGA	Pct.	3FG-3FGA	Pct.	FT-FTA	Pct.	REB	Avg.	PF-D	A-TO	Blk-S	Pts./Avg.
C. Powell	28/18	790	165-331	.498	16-54	.296	34-50	.680	74-125-199	7.1	53-2	34-57	12-31	380/13.6
D. Williams	28/26	922	140-258	.543	1-2	.500	70-91	.769	72-132-204	7.3	91-7	64-66	32-22	351/12.5
M. Garrett	25/24	831	103-260	.396	44-107	.411	55-65	.846	9-61-70	2.8	53-2	50-58	8-22	305/12.2
B. Landram	28/28	906	74-214	.346	32-118	.271	71-90	.789	11-73-84	3.0	64-2	53-61	9-13	251/9.0
M. Thurmond	28/2	522	56-112	.500	0-0	.000	44-56	.786	55-54-109	3.9	75-3	15-29	13-14	156/5.6
T. Knight	7/0	106	9-13	.692	0-0	.000	17-32	.531	7-16-23	3.3	16-0	2-3	1-2	25/5.0
C. Funderburk	11/4	232	20-49	.408	0-2	.000	14-23	.609	4-18-22	2.0	24-0	15-21	1-9	54/4.9
S. Sonnenberg	28/9	470	46-111	.414	20-52	.385	21-27	.778	2-21-23	0.8	36-0	49-47	1-3	133/4.8
A. Valentine	13/3	246	20-54	.370	4-20	.200	14-31	.452	3-23-26	2.0	21-0	8-17	0-9	58/4.5
D. Granucci	28/25	582	26-59	.441	0-0	.000	17-27	.630	36-86-122	4.4	86-5	27-31	11-8	69/2.5
B. Okunrinboye	14/1	93	4-10	.400	3-7	.429	3-6	.500	0-8-8	0.6	4-0	15-13	0-1	14/1.0
SJSU	28	5700	663-1471	.451	120-362	.331	360-498	.723	310-670-980	35.0	524-21	332-410	88-134	1806/64.5
OPP	28	5700	609-1467	.415	158-510	.310	402-578	.696	261-550-811	29.0	476-8	360-343	88-63	1778/63.5



Cory Powell



Darnell Williams



Mike Garrett



Billy Landram



Marion Thurmond



Scores & Statistics (2002 & 2003)

2001-02 (10-22)

COACH: Steve Barnes

ASSISTANTS: Patrick Springer, Tyson Aye,
Don Funk

CAPTAINS: David Granucci, Marion Thurmond

Game	Opponent	Score	Result
Nov.14	+Fairleigh Dickinson (N)	65 57	(W)
15	+North Carolina State (A)	56 78	(L)
16	+Northwestern (A)	51 59	(L)
21	CS Sacramento (H)	62 60	(W)
27	Santa Clara (A)	63 65	(L)
30	++Nebraska Omaha (N)	59 65	(L)
Dec. 1	++Iowa State (A)	64 62	(W)
5	Saint Mary's (H)	51 59	(L)
8	Pacific (A)	59 74	(L)
18	Notre Dame de Namur (H)	78 65	(W)
20	Vanguard (H)	70 72	(L)
22	Mount Saint Mary's (H)	91 72	(W)
27	*Nevada (H)	85 91	(L-OT)
29	*Fresno State (H)	68 80	(L)
Jan. 3	*Boise State (A)	52 61	(L)
5	*UTEP (A)	65 66	(L)
10	*SMU (H)	66 68	(L)
12	*Louisiana Tech (H)	61 78	(L)
19	*Hawai'i (H)	57 53	(W)
24	*Tulsa (A)	54 78	(L)
26	*Rice (A)	58 70	(L)
31	*UTEP (H)	67 62	(W)
Feb. 2	*Boise State (H)	62 51	(W)
7	*Louisiana Tech (A)	53 77	(L)
9	*SMU (A)	55 84	(L)
16	*Hawai'i (A)	46 71	(L)
21	*Rice (H)	46 62	(L)
23	*Tulsa (H)	72 82	(L)
28	*Fresno State (A)	60 72	(L)
Mar. 2	*Nevada (A)	76 72	(W)
5	#Rice (N)	58 57	(W)
7	#Hawai'i (N)	56 71	(L)

- + - BCA Tournament (Raleigh, N.C.)
- ++ - Cyclone Challenge (Ames, Iowa)
- * - Western Athletic Conference contest
- # - Western Athletic Conference Tournament game

2001-02 Individual Statistics

Player	G/S	Min	FG-FGA	Pct.	3FG-3FGA	Pct.	FT-FTA	Pct.	REB	Avg.	PF-D	A-TO	Blk-S	Pts./Avg.
B. Hawkins	23/22	808	108-237	.456	10-29	.345	142-180	.789	23-65-88	3.8	62-0	99-77	3-19	368/16.0
M. Thurmond	32/30	937	149-311	.479	0-0	.000	72-109	.661	93-145-238	7.4	88-2	26-65	31-28	370/11.6
P. Calvert	32/16	732	103-266	.387	56-138	.406	51-73	.699	42-65-107	3.3	77-4	31-41	3-15	313/9.8
M. Alvarez	32/11	710	80-233	.343	58-175	.331	21-35	.600	8-53-61	1.9	41-0	36-31	1-21	239/7.5
G. Black	32/23	690	78-226	.345	35-125	.280	22-30	.733	15-78-93	2.9	54-0	26-42	7-18	213/6.7
A. Valentine	29/12	566	61-149	.409	8-35	.229	44-74	.595	51-82-133	4.6	54-0	19-46	4-11	174/6.0
D. Granucci	32/32	926	56-102	.549	0-0	.000	32-69	.464	64-81-145	4.5	100-6	49-52	16-18	144/4.5
R. Davis	31/5	456	24-79	.304	10-34	.294	9-21	.429	3-27-30	1.0	38-0	43-38	0-4	67/2.2
J. Jenkins	30/1	274	22-53	.415	0-1	.000	9-20	.450	18-28-46	1.5	36-0	17-14	2-6	53/1.8
B. Okunrinboye	21/8	188	8-23	.348	5-16	.312	7-12	.583	2-20-22	1.0	15-0	14-14	0-4	28/1.3
E. Washington	8/0	99	4-20	.200	0-4	.000	2-2	1.000	8-5-13	1.6	15-1	3-9	0-2	10/1.2
K. Guilbeaux	6/0	18	2-3	.667	1-1	1.000	2-2	1.000	1-1-2	0.3	1-0	0-6	0-0	7/1.2
S. Sonnenberg	3/0	21	0-4	.000	0-3	.000	0-0	.000	0-1-1	0.3	1-0	2-3	0-0	0/0.0
TEAM												0-5		
SJSU	32	6425	695-1706	.407	183-561	.326	413-627	.659	1062	33.2	582-13365-443	67-146	1986/62.1	
OPP	32	6425	767-1654	.464	199-520	.383	461-664	.694	1015	31.7	563	435-400	88-192	2194/68.6

DEADBALL REBOUNDS - SJSU - 117 OPP - 121



Brandon Hawkins Marion Thurmond Phil Calvert Moises Alvarez Gary Black

2002-03 (7-21)

COACH: Phil Johnson

ASSISTANTS: Dennis Cutts, Eric Matthews,
Donald Williams

Game	Opponent	Score	Result
Nov.23	Washington State (A)	68 76	(L)
26	Menlo College (H)	98 73	(W)
30	Santa Clara (A)	71 69	(W)
Dec. 4	Saint Mary's (Calif.) (A)	62 94	(L)
7	CS Monterey Bay (H)	70 52	(W)
10	CS Sacramento (A)	70 72	(L)
14	CS Northridge (A)	67 92	(L)
21	Pacific (H)	61 70	(L)
28	Brown (H)	75 86	(L)
Jan. 2	*Boise State (A)	56 58	(L)
4	*UTEP (A)	68 80	(L)
9	*Louisiana Tech (H)	67 80	(L)
11	*SMU (H)	72 79	(L)
18	*Hawai'i (H)	79 67	(W)
23	*Nevada (A)	59 86	(L)
25	*Fresno State (A)	48 59	(L)
30	*Tulsa (H)	58 57	(W)
Feb. 1	*Rice (H)	66 71	(L-OT)
6	*SMU (A)	69 82	(L)
8	*Louisiana Tech (A)	60 65	(L)
15	*Hawai'i (A)	55 54	(W)
19	*Fresno State (H)	70 74	(L-2OT)
22	*Nevada (H)	66 74	(L)
27	*Rice (A)	52 65	(L)
Mar. 1	*Tulsa (A)	53 74	(L)
6	*UTEP (H)	74 73	(W-OT)
8	*Boise State (H)	47 65	(L)
11	#UTEP (N)	80 86	(L)

- * - Western Athletic Conference contest
- # - Western Athletic Conference Tournament game

2002-03 Individual Statistics

Player	G/S	Min	FG-FGA	Pct.	3FG-3FGA	Pct.	FT-FTA	Pct.	REB	Avg.	PF-D	A-TO	Blk-S	Pts./Avg.
O. Baker	7/4	153	44-94	.448	0-1	.000	27-49	.551	16-28-44	6.3	9-0	6-13	5-6	115/16.4
B. Hawkins	27/25	880	121-273	.443	15-52	.288	95-124	.766	40-78-118	4.4	72-2	76-65	1-20	352/13.0
A. Lawrence	23/13	566	101-232	.435	8-27	.296	49-68	.721	66-77-143	6.2	80-6	30-51	8-45	259/11.3
K. West	26/19	688	93-233	.417	7-26	.269	55-83	.663	41-45-86	3.3	68-3	51-61	6-22	248/9.5
G. Everage	27/19	607	74-163	.454	0-0	.000	37-77	.481	61-72-133	4.9	42-0	12-28	1-19	185/6.9
M. Alvarez	19/4	322	42-82	.512	23-52	.442	12-21	.571	8-19-27	1.4	31-0	17-17	0-15	119/6.3
E. Walton	27/13	455	64-137	.467	0-6	.000	23-43	.535	36-55-91	3.4	69-2	8-26	6-13	151/5.6
K. Guilbeaux	20/6	317	40-90	.444	2-6	.333	4-15	.267	13-19-32	1.6	31-0	18-15	0-12	86/4.3
B. Lilly	24/5	327	35-97	.361	25-72	.347	5-6	.833	13-26-39	1.6	33-1	11-12	0-5	100/4.2
S. Sonnenberg	25/15	483	30-113	.265	12-49	.245	10-15	.667	4-20-24	1.0	53-3	46-35	0-8	82/3.3
M. Moore	23/9	382	23-59	.390	12-27	.444	6-13	.462	9-16-25	1.1	62-2	63-36	1-20	64/2.8
G. Smith	5/2	49	6-15	.400	1-2	.500	0-0	.000	3-6-9	1.8	5-0	2-3	0-2	13/2.6
B. Okunrinboye	25/4	323	17-41	.415	8-27	.296	5-11	.455	6-17-23	0.9	20-0	23-19	0-11	47/1.9
J. Calderon	12/2	103	4-14	.286	3-7	.429	3-5	.600	2-7-9	0.8	16-0	10-11	0-1	14/1.2
A. Lauder	8/0	45	2-5	.400	0-0	.000	2-6	.333	1-5-6	0.8	3-0	0-0	0-1	6/0.8
TEAM									88					
SJSU	28	5700	696-1638	.425	116-354	.328	333-536	.621	894	31.9	594-19	373	28/200	1841/65.8
OPP	28	5700	689-1413	.488	194-473	.410	461-643	.717	961	34.3	534	421	123-165	2033/72.6

DEADBALL REBOUNDS - SJSU - 100 OPP - 96

Scores & Statistics (2004 & 2005)



2003-04 (6-23)

COACH: Phil Johnson

ASSISTANTS: Dennis Cutts, Eric Matthews,
Donald Williams

Nov.21	Pacific (A)	65	76	(L)
25	UC Santa Cruz (H)	87	41	(W)
29	Cal Poly (A)	62	70	(L)
Dec. 3	Santa Clara (H)	64	66	(L)
6	CS Northridge (H)	55	49	(W)
13	CS Sacramento (H)	85	77	(W-OT)
19	+Northern Illinois (N)	53	41	(W)
20	+Baylor (N)	79	64	(W)
22	+BYU-Hawai'i (A)	75	85	(L)
30	Harvard (H)	53	56	(L)
Jan. 3	*Nevada (H)	45	74	(L)
5	*Fresno State (H)	55	61	(L)
10	*Hawai'i (H)	76	83	(L)
15	*Louisiana Tech (A)	62	73	(L)
17	*SMU (A)	58	73	(L)
22	*Boise State (H)	54	70	(L)
24	*UTEP (H)	72	82	(L)
29	*Tulsa (A)	70	86	(L)
31	*Rice (A)	49	82	(L)
Feb. 7	*Hawai'i (A)	55	56	(L)
12	*SMU (H)	55	62	(L)
14	*Louisiana Tech (H)	56	53	(W-OT)
19	*UTEP (A)	52	65	(L)
21	*Boise State (A)	51	72	(L)
27	*Rice (H)	55	61	(L)
29	*Tulsa (H)	64	65	(L)
Mar. 4	*Fresno State (A)	76	81	(L)
6	*Nevada (A)	45	74	(L)
9	#Louisiana Tech (N)	51	57	(L)

2003-04 Individual Statistics

Player	G/S	Min	FG-FGA	Pct.	3FG-3FGA	Pct.	FT-FTA	Pct.	REB	Avg.	PF	A-TO	Blk-S	Pts./Avg.
E. Walton	28/24	718	131-255	.514	0-4	.000	69-87	.793	56-126-182	6.5	90-5	16-42	9-21	331/11.8
M. Chandler	28/12	556	107-200	.535	23-45	.511	36-51	.706	33-83-116	4.1	71-4	16-37	9-9	273/9.8
B. Lilly	29/23	711	85-218	.390	65-139	.409	38-52	.731	3-48-51	1.8	58-0	25-26	1-7	273/9.4
D. Brown	25/16	568	66-170	.388	0-2	.000	55-95	.579	51-48-99	4.0	75-4	27-55	10-38	187/7.5
M. McFadden	26/11	615	66-177	.373	28-81	.346	22-29	.759	8-47-55	2.1	31-1	45-43	4-17	182/7.0
A. Watson	5/0	68	15-28	.536	0-0	.000	2-15	.133	8-6-14	2.8	8-0	0-7	2-0	32/6.4
P. Calvert	25/8	549	57-142	.401	15-47	.319	21-37	.568	18-30-48	1.9	71-6	30-28	8-15	150/6.0
B. Okunrinboye	29/24	784	40-113	.354	21-62	.339	33-40	.825	15-77-92	3.2	59-3	82-46	0-22	134/4.6
G. Everage	4/0	52	6-15	.400	0-0	.000	5-7	.714	3-8-11	2.8	3-0	2-3	1-1	17/4.3
K. Guilbeaux	29/20	758	49-128	.383	0-1	.000	16-33	.485	21-53-74	2.6	60-1	58-37	0-19	114/3.9
K. Wilson	15/1	192	18-40	.450	12-28	.429	3-5	.600	4-12-16	1.1	8-0	22-18	0-6	51/3.4
M. Moore	19/6	232	10-37	.270	6-24	.250	2-7	.286	3-6-9	0.5	34-0	37-17	0-12	28/1.5
L. Holloway	10/0	71	2-4	.500	0-0	.000	3-4	.750	4-5-9	0.9	8-0	1-8	3-2	7/0.7
R. Miller	1/0	1	0-0	.000	0-0	.000	0-0	.000	0-0-0	0.0	0-0	0	0-0	0/0.0
TEAM									80					
SJSU	29	5875	652-1527	.427	170-453	.375	305-462	.660	856	29.5	577-243	361-386	47-169	1779/61.3
OPP	29	5875	632-1435	.440	195-520	.375	498-685	.727	942	32.5	486-103	377-412	96-176	1957/67.5

DEADBALL REBOUNDS - SJSU - 111 OPP - 114

+ - Surf 'N Slam Tournament (Laie, Hawaii)

* - Western Athletic Conference contest

- Western Athletic Conference Tournament game

2004-05 (6-23)

COACH: Phil Johnson

ASSISTANTS: Dennis Cutts, Kevin Brown,
Ben Sanders

Nov.20	Pacific (H)	52	70	(L)
24	Montana State (H)	65	64	(W)
27	San Diego (A)	71	70	(W)
Dec. 1	Santa Clara (A)	60	73	(L)
4	Cal Poly (H)	69	50	(W)
7	San Diego (H)	60	74	(L)
11	Georgetown (A)	40	58	(L)
17	UC Irvine (H)	55	76	(L)
21	Montana State (A)	59	72	(L)
30	*Nevada (A)	55	70	(L)
Jan. 2	*Fresno State (A)	56	63	(L)
8	*Hawai'i (A)	45	71	(L)
13	*Louisiana Tech (H)	88	87	(W)
15	*SMU (H)	69	77	(L)
20	*Boise State (A)	62	72	(L)
22	*UTEP (A)	65	69	(L)
27	*Tulsa (H)	76	69	(W)
29	*Rice (H)	90	85	(W)
Feb. 5	*Hawai'i (H)	73	84	(L)
10	*SMU (A)	46	66	(L)
12	*Louisiana Tech (A)	55	72	(L)
16	*UTEP (H)	62	70	(L)
19	Drake (A)	57	73	(L)
21	*Boise State (H)	69	72	(L)
25	*Rice (A)	50	56	(L)
29	*Tulsa (A)	48	80	(L)
Mar. 3	*Fresno State (H)	55	74	(L)
5	*(#25) Nevada (H)	69	73	(L)
8	#Hawai'i (N)	48	72	(L)

2004-05 Individual Statistics

Player	G/S	Min	FG-FGA	Pct.	3FG-3FGA	Pct.	FT-FTA	Pct.	REB	Avg.	PF-D	A-TO	Blk-S	Pts./Avg.
M. Chandler	29/28	1014	221-469	.471	36-104	.346	91-118	.771	61-187-248	8.6	96-2	31-90	17-17	569/19.6
A. Elam	29/29	980	104-275	.378	49-122	.402	27-37	.730	29-56-85	2.9	76-4	90-74	3-21	284/9.8
E. Bloom	21/16	535	54-144	.375	35-89	.393	19-22	.864	4-32-36	1.7	32-0	26-21	1-10	162/7.7
M. McFadden	29/19	803	78-232	.336	21-88	.239	32-38	.842	11-69-80	2.8	52-3	66-58	9-26	209/7.2
M. Misko	28/27	714	64-143	.448	0-0	.000	45-62	.726	61-77-138	4.9	93-6	10-39	7-18	173/6.2
D. Watson	27/16	636	48-141	.340	27-83	.325	34-46	.739	6-57-63	2.3	37-0	75-30	1-17	157/5.8
K. Guilbeaux	24/6	525	49-109	.450	2-5	.400	12-25	.480	34-43-77	3.2	48-0	30-27	5-17	112/4.7
C. White	16/2	176	13-39	.333	6-21	.286	5-10	.500	1-13-14	0.9	12-0	10-16	0-6	37/2.3
M. Fresby	13/0	136	11-30	.367	0-1	.000	4-7	.571	7-22-29	2.2	20-2	2-2	1-1	26/2.0
T. Gardner	17/2	193	8-31	.258	4-18	.222	9-13	.692	1-9-10	0.6	9-0	18-20	0-2	29/1.7
J. Udeoji	14/0	82	5-10	.500	0-0	.000	1-6	.167	12-5-17	1.2	12-0	1-1	0-3	11/0.8
N. Garbutt	3/0	6	0-0	.000	0-0	.000	0-0	.000	0-0-0	0.0	1-0	0-1	0-0	0/0.0
Team									86			0-7		
SJSU	29	5800	655-1623	.404	180-531	.339	279-384	.727	883	30.4	488-173	359-386	44-138	1769/61.0
OPP	29	5800	745-1631	.457	193-565	.342	379-517	.733	1058	36.5	427-5	454-372	81-186	2062/71.1

DEADBALL REBOUNDS SJSU - 59-18-77 OPP - 64-15-79

* - Western Athletic Conference contest

- Western Athletic Conference Tournament game



Marquin Chandler



Alex Elam



Eric Bloom



Michael McFadden



Maik Mertens



Scores & Statistics (2006 & 2007)

2005-06 (6-25)

COACH: George Nessonman

ASSISTANTS: Derrick Allen, Brent Davis,
Donald Williams

2005-06 Individual Statistics

	Player	G/S	Min	FG-FGA	Pct.	3FG-3FGA	Pct.	FT-FTA	Pct.	REB	Avg.	PF-D	A-TO	Blk-S	Pts./Avg.	
	D. Brown	26/26	693	123-285	.432	3-13	.231	113-156	.724	51-100	151	5.8	87-3	37-67	20-31	362/13.9
	A. Elam	30/30	908	143-350	.409	47-135	.348	50-67	.746	28-78	106	3.5	75-3	49-71	9-23	383/12.8
	C. Spencer	31/30	952	122-296	.412	28-92	.304	33-51	.647	27-88	115	3.7	57-0	93-78	5-35	305/9.8
	M. Misko	31/14	613	77-176	.438	0-2	.000	48-65	.738	37-62	99	3.2	61-3	11-29	6-6	202/6.5
	M. Barbary	31/18	511	87-164	.530	0-1	.000	19-47	.404	62-80	142	4.6	76-5	4-38	38-14	193/6.2
	T. Gardner	31/13	639	43-129	.333	11-57	.193	36-48	.750	8-45	53	1.7	29-0	52-35	0-17	133/4.3
	J. Richardson	30/11	543	44-118	.373	24-68	.353	8-10	.800	10-35	45	1.5	34-1	65-39	0-16	120/4.0
	K. Fleming	31/4	402	38-110	.345	2-9	.222	33-48	.688	31-58	89	2.9	33-1	16-22	3-14	111/3.6
	J. Cozad	31/7	441	39-101	.386	8-24	.333	20-48	.417	31-53	84	2.7	53-0	32-19	2-12	106/3.4
	D. Thomas	31/2	298	29-82	.354	0-1	.000	7-20	.350	30-39	69	2.2	22-0	6-11	0-5	65/2.1
	N. Kovacevich	5/0	13	1-4	.250	1-1	1.000	3-4	.750	1-2-3		0.6	0-0	1-1	0-0	6/1.2
	L. Holloway	15/0	100	6-13	.462	0-0	.000	3-6	.500	11-17	28	1.9	11-0	1-3	11-0	15/1.3
	K. Smith	20/0	66	3-14	.214	1-5	.200	4-4	1.000	3-9	12	0.6	12-0	2-1	1-1	11/0.6
	J. Smith	16/0	45	1-7	.143	0-1	.000	1-2	.500	1-1-2		0.1	5-0	1-7	0-1	3/0.2
	N. Garbutt	1/0	1	0-0	.000	0-0	.000	0-0	.000	0-0-0		0.0	0-0	0-0	0-0	0/0.0
	Team									54-53	107			0-8		
	SJSU	31	6225	756-1849	.409	125-409	.306	378-576	.656	1105	35.6	555-163	70-429	95-175	2015/65.0	
	OPP	31	6225	783-1770	.442	182-534	.341	435-588	.740	1121	36.2	553-134	46-452	121-177	2183/70.4	

+ - 2K Sports College Hoops
Coaches vs. Cancer Classic
++ - Holiday Station Stores Classic
* - Western Athletic Conference contest
- Western Athletic Conference Tournament game

DEADBALL REBOUNDS SJSU - 93-15-108 OPP -70-27-97

2006-07 (5-25)

COACH: George Nessonman

ASSISTANTS: Derrick Allen, Brent Davis,
Donald Williams, Gary Stapan

2006-07 Individual Statistics

	Player	G/S	Min	FG-FGA	Pct.	3FG-3FGA	Pct.	FT-FTA	Pct.	REB	Avg.	PF-D	A-TO	Blk-S	Pts./Avg.	
	C. Spencer	20/20	718	103-264	.390	30-84	.357	50-71	.704	13-70	83	4.2	57-4	69-56	3-40	286/14.3
	M. Barbary	30/22	826	158-297	.532	0-0	.000	51-112	.455	72-122	194	6.5	88-4	17-65	49-13	367/12.2
	J. Hill	30/30	978	98-298	.329	33-120	.275	63-86	.733	38-73	111	3.7	51-1	79-67	0-36	292/9.7
	T. Pierce	27/10	490	70-204	.343	40-127	.315	43-59	.729	26-64	90	3.3	47-1	20-48	3-8	223/8.3
	H. Brown	9/4	168	20-53	.377	1-3	.333	15-22	.682	14-32	46	5.1	15-0	5-16	1-0	56/6.2
	J. Richardson	30/4	579	59-165	.358	28-93	.301	17-31	.548	23-52	75	2.5	45-2	53-41	2-21	163/5.4
	D. Thomas	23/7	318	43-94	.457	0-1	.000	15-24	.625	29-45	74	3.2	29-0	11-16	1-8	101/4.4
	D. Goins	30/6	371	44-117	.376	13-52	.250	4-7	.571	11-28	39	1.3	24-0	19-32	9-12	105/3.5
	L. Holloway	30/23	722	36-82	.439	0-1	.000	21-34	.618	49-80	129	4.3	69-1	18-30	25-17	93/3.1
	K. Buggs	29/20	472	30-101	.297	18-53	.340	10-19	.526	10-40	50	1.7	56-1	46-39	0-13	88/3.0
	K. Wooldridge	16/4	150	11-38	.289	0-2	.000	12-21	.571	13-31	44	2.8	18-0	7-9	1-1	34/2.1
	J. Smith	26/0	170	13-32	.406	1-2	.500	16-33	.485	18-15	33	1.3	23-1	7-13	3-4	43/1.7
	D. Lee	4/0	15	1-1	1.000	1-1	1.000	1-2	.500	0-1-1		0.3	1-0	0-1	0-1	4/1.0
	J. Wilson	8/0	21	1-3	.333	1-2	.500	0-2	.000	1-3-4		0.5	2-0	0-1	0-2	3/0.4
	Garbutt	3/0	2	0-1	.000	0-0	.000	0-2	.000	0-0-0		0.0	0-0	0-0	0-0	0/0.0
	Team									57-49	106			1	0-7	
	SJSU	30	6000	687-1750	.393	166-541	.307	318-525	.606	1079	36.0	526-153	51-441	88-176	1858/61.9	
	OPP	30	6000	785-1765	.445	213-626	.340	359-527	.681	1157	38.6	511-7	485-415	134-206	2142/71.4	

+ - CBE Classic
* - Western Athletic Conference contest
- Western Athletic Conference Tournament game

DEADBALL REBOUNDS SJSU - 86-17-103 OPP - 58-22-80

Scores & Statistics (2008 & 2009)



2007-08 (13-19)

COACH: George Nessiman

ASSISTANTS: Brent Davis, Tim Marrion
Donald Williams

			2007-08 Individual Statistics																
	Player	G/S Min	FG-FGA	Pct.	3FG-3FGA	Pct.	FT-FTA	Pct.	REB	Avg.	PF-D	A-TO	Blk-S	Pts./Avg.					
	C. Webster	32/32	909	146-289	.505	0-2	.000	71-114	.623	69-150-219	6.8	111-4	68-56	19-17	363/11.3				
Nov. 15	+Middle Tennessee (A)	78	77	(W)	T. Pierce	32/32	819	118-323	.365	69-202	.342	53-76	.697	25-93-118	3.7	60-1	20-45	7-24	358/11.2
16	+Appalachian State (N)	64	62	(W)	J. Graham	26/25	831	91-197	.462	15-35	.429	80-111	.721	14-49-63	2.4	55-1	76-117	11-40	277/10.7
17	+Lipscomb (N)	72	79	(L)	C. Oakes	25/25	651	104-199	.523	0-0	.000	49-75	.653	80-101-181	7.2	78-3	20-39	27-6	257/10.3
30	Cal State Bakersfield (A)	78	63	(W)	D. Wright	32/24	903	133-278	.478	7-20	.350	51-72	.708	61-97-158	4.9	81-3	44-75	4-46	324/10.1
Dec. 5	San Diego (A)	40	60	(L)	J. Hill	32/15	796	67-188	.356	15-54	.278	65-92	.707	22-62-84	2.6	36-1	68-55	0-24	214/6.7
8	Santa Clara (H)	63	73	(L)	D. Thomas	32/2	396	45-102	.441	0-1	.000	37-55	.673	33-62-95	3.0	37-0	15-20	0-9	127/4.0
15	Northern Arizona (N)	57	62	(L)	M. Peterson	27/0	416	28-94	.298	21-69	.304	18-24	.750	9-27-36	1.3	19-0	32-16	0-8	95/3.5
19	Michigan State (A)	45	85	(L)	O. Caballero	27/5	225	21-52	.404	0-0	.000	16-26	.615	19-18-37	1.4	41-1	19-33	0-4	58/2.1
22	Presbyterian (H)	68	64	(W)	L. Holloway	32/0	315	12-30	.400	0-0	.000	9-14	.643	31-30-61	1.9	32-0	6-10	19-3	33/1.0
28	Portland State (A)	76	73	(W-OT)	K. Fleming	20/0	78	5-24	.208	1-4	.250	6-14	.429	4-10-14	0.7	13-0	2-7	1-2	17/0.9
30	South Dakota State (H)	77	71	(W-OT)	D. Goins	19/0	78	5-25	.200	1-14	.071	0-1	.000	1-1-2	0.1	2-0	4-10	0-2	11/0.6
Jan. 2	*Boise State (A)	63	78	(L)	J. Udeoji	8/0	25	1-3	.333	1-1	1.000	0-3	.000	3-0-3	0.4	3-0	1-4	0-0	3/0.4
5	*Hawai'i (H)	79	85	(L)	L. Olivier	1/0	4	0-2	.000	0-1	.000	0-0	.000	0-0-0	0.0	0-0	0-0	0-1	0/0.0
7	Santa Clara (A)	62	59	(W)	K. McDowell	1/0	3	0-1	.000	0-1	.000	0-0	.000	0-0-0	0.0	0-0	0-0	0-0	0/0.0
10	*Nevada (H)	62	60	(W)	J. Wilson	1/0	1	0-0	.000	0-0	.000	0-0	.000	0-0-0	0.0	1-0	0-0	0-0	0/0.0
14	*Hawai'i (A)	64	65	(L)	Team						51-53-104		1		0-2				
17	*Fresno State (H)	69	65	(W)	SJSU	32	6450	776-1807	.429	130-404	.322	455-677	.672	1175	36.7	569-14375	489	88-186	2137/66.8
24	*Idaho (A)	63	74	(L)	OPP	32	6450	850-1867	.455	223-612	.364	385-586	.657	1036	32.4	578-9	495-399	97-223	2308/72.1
26	*Fresno State (A)	58	75	(L)															
29	Cal State Bakersfield (H)	71	56	(W)															
Feb. 2	*New Mexico State (H)	81	83	(L)															
7	*Nevada (A)	46	84	(L)															
9	*Utah State (A)	73	78	(L)															
10	*Boise State (H)	64	65	(L)															
16	*Louisiana Tech (H)	71	61	(W)															
18	*Utah State (H)	70	67	(W)															
23	Pacific (A)	75	84	(L)															
28	*Boise State (H)	68	74	(L)															
Mar. 1	*Idaho (H)	67	69	(L)															
6	*New Mexico State (A)	65	86	(L)															
8	*Louisiana Tech (A)	83	87	(L)															
11	#Louisiana Tech (N)	64	62	(W)															
13	*Utah State (N)	65	85	(L)															

+ - First Shot Exempt Tournament

* - Western Athletic Conference contest

- Western Athletic Conference Tournament game

2008-09 (13-17)

COACH: George Nessiman

ASSISTANTS: Brent Davis, Gary Stepan
Donald Williams

			2008-09 Individual Statistics																
	Player	G/S Min	FG-FGA	Pct.	3FG-3FGA	Pct.	FT-FTA	Pct.	REB	Avg.	PF-D	A-TO	Blk-S	Pts./Avg.					
	A. Oliver	18/18	572	109-252	.433	17-65	.262	73-97	.753	10-31-41	2.3	42-1	39-66	9-13	308/17.1				
Nov. 14	South Dakota State (A)	70	62	(W)	C. Webster	28/28	864	134-268	.500	0-0	.000	69-106	.651	63-118-181	6.5	70-3	62-52	18-14	337/12.0
16	Nebraska (A)	46	63	(L)	T. Pierce	27/25	732	111-281	.395	44-142	.310	48-84	.571	40-107-147	5.4	47-1	24-45	6-22	314/11.6
19	California Maritime (H)	79	37	(W)	J. Graham	30/30	1017	95-203	.468	2-19	.105	56-84	.667	26-86-112	3.7	73-1	142-112	9-51	248/8.4
24	Presbyterian (A)	46	47	(L)	C. Oakes	30/26	731	99-170	.582	0-0	.000	49-74	.662	84-143-227	7.6	81-4	31-48	40-14	247/8.2
Dec. 3	Santa Clara (H)	56	59	(L)	R. Owens	30/11	605	67-171	.392	47-123	.382	29-34	.853	12-31-43	1.4	30-0	20-25	5-10	210/7.0
8	San Diego (A)	56	52	(W)	D. Wright	26/8	444	54-112	.482	0-7	.000	27-41	.659	25-35-60	2.3	34-1	21-20	1-22	135/5.2
20	Northern Colorado (H)	89	78	(W)	M. Peterson	26-1	342	23-55	.418	9-33	.273	23-26	.885	9-22-31	1.2	17-0	13-15	0-6	78/3.0
22	USF (H)	82	76	(W)	D. Thomas	30/1	390	36-90	.400	0-0	.000	8-19	.421	38-58-96	3.2	43-0	14-25	0-8	80/2.7
27	+Saint Mary's (A)	78	87	(L)	J. Williams	15/2	136	11-35	.314	3-19	.158	5-11	.455	6-5-11	0.7	11-0	5-9	0-6	30/2.0
28	+William Jessup (N)	82	61	(W)	O. Caballero	13/0	78	5-15	.333	0-0	.000	8-10	.800	8-5-13	1.0	18-0	2-9	0-3	18/1.4
Jan. 3	*Louisiana Tech (H)	61	66	(L)	G. Ton	5-0	12	1-2	.500	0-0	.000	3-4	.750	2-1-3	0.6	5-0	0-3	0-2	5/1.0
5	*New Mexico State (H)	73	75	(L)	J. Wilson	3/0	5	1-1	1.000	0-0	.000	1-1	1.000	0-3-3	1.0	1-0	0-1	0-0	3/1.0
8	*Boise State (A)	64	84	(L)	C. Amberry	11/0	63	3-15	.200	0-1	.000	5-6	.833	1-7-8	0.7	8-0	1-2	2-1	11/1.0
10	*Fresno State (A)	71	68	(W-OT)	L. Olivier	11/0	34	0-6	.000	0-4	.000	0-0	.000	0-1-1	0.1	4-0	6-2	0-1	0/0.0
12	Cal State Bakersfield (A)	55	61	(L)	Team						54-53-107		0-7						
17	*Hawai'i (A)	73	61	(W)	SJSU	30	6025	749-1676	.447	122-413	.295	404-597	.677	1084	36.1	484-11380	441	90-173	2024/67.5
22	*Utah State (H)	58	62	(L)	OPP	30	6025	752-1704	.441	189-544	.347	347-511	.679	972	32.4	537-8	416-389	124-208	2040/68.0
24	*Fresno State (H)	85	79	(W)															
29	*New Mexico State (A)	81	89	(L)															
31	*Louisiana Tech (A)	53	51	(W)															
Feb. 7	*Boise State (H)	83	89	(L)															
12	*Nevada (H)	68	80	(L)															
14	*Idaho (A)	66	74	(L)															
17	Utah Valley (H)	52	47	(W)															
21	UC Riverside (H)	52	53	(L)															
26	*Idaho (H)	72	64	(W)															
28	*Hawai'i (H)	61	59	(W)															
Mar. 5	*Nevada (A)	66	89	(L)															
7	*Utah State (A)	77	89	(L)															
12	#Nevada (A)	69	78	(L)															

+ - Shamrock Office Solutions Classic

* - Western Athletic Conference contest

- Western Athletic Conference Tournament game



Scores & Statistics (2010 & 2011)

2009-10 (14-17)

COACH: George Nessman
 ASSISTANTS: Brent Davis, Gary Stepan
 Donald Williams

2009-10 Individual Statistics

	Player	G/S	Min	FG-FGA	Pct.	3FG-3FGA	Pct.	FT-FTA	Pct.	REB	Avg.	PF-D	A-TO	Blk-S	Pts./Avg.		
	A. Oliver	31/31	1119	230-526	.437	51-125		.408	188-212	.887	49-115-164	5.3	92-2	89-99	15-30	699/22.5	
Nov.16	R. Owens	31/13	869	104-261	.398	78-192		.406	38-47	.809	15-52-67	2.2	49-1	37-38	2-15	324/10.5	
20 (#14)	C. Oakes	28/27	793	113-198	.571	0-0		.000	63-100	.630	99-154-253	9.0	84-3	28-38	44-19	289/10.3	
22	M. Peterson	31/21	990	91-213	.427	68-157		.433	57-67	.851	22-79-101	3.3	35-1	49-32	0-17	307/9.9	
28	J. Graham	31/31	1091	111-236	.470	3-20		.150	67-108	.620	38-119-157	5.1	83-3	149-96	9-45	292/9.4	
30	C. Webster	26/18	592	91-171	.532	0-0		.000	46-73	.630	42-82-124	4.8	84-4	38-42	6-12	228/8.8	
Dec. 5	K. Thomas	28/4	331	23-63	.365	0-6		.000	25-49	.510	28-32-60	2.1	34-0	11-18	5-1	71/2.5	
8	C. Jones	21/10	162	15-38	.395	1-6		.167	5-8	.625	9-17-26	1.2	18-0	9-10	0-3	36/1.7	
8	J. Henson	21/0	99	6-12	.500	0-00		.000	2-3	.667	8-10-18	0.9	15-0	1-5	0-1	14/0.7	
9	A. Dixon	21/0	70	6-14	.429	0-1		.000	2-8	.250	2-9-11	0.5	7-0	1-3	0.0	14/0.7	
18	J. Willson	18/0	62	5-10	.500	1-3		.333	1-4	.250	4-9-13	0.7	12-0	2-4	0-1	12/0.7	
21	A. Moor	14/0	36	1-6	.167	0-0		.000	1-1	1.000	0-2-2	0.1	5-0	1-4	0-1	3/0.2	
21	G. Ton	4/0	8	0-0	.000	0-0		.000	0-0	.000	0-3-3	0.8	2-0	1-0	0-0	0/0.0	
23	J. Casey	2/0	3	0-0	.000	0-0		.000	0-0	.000	0-1-1	0.5	1-0	0-1	0-0	0/0.0	
23	Team											42-48-90			0-2		
28	SJSU	31	6225	796-1748	.455	202-510		.396	495-680	.728	358-732-1090	35.2521	14416-392	81-145	2289/73.8		
30	OPP	31	6225	862-1901	.453	223-606		.368	395-625	.632	399-678-1077	34.7560	8507-313	72-198	2342/75.5		
* - Western Athletic Conference contest																	
# - Western Athletic Conference Tournament game																	

2010-11 (17-16)

College Basketball Invitational (CBI) Participant
 COACH: George Nessman
 ASSISTANTS: Brent Davis, Talvin Hester,
 Donald Williams
 CAPTAINS: Justin Graham, Adrian Oliver

2010-11 Individual Statistics

	Player	G/S	Min	FG-FGA	Pct.	3FG-3FGA	Pct.	FT-FTA	Pct.	REB	Avg.	PF-D	A-TO	Blk-S	Pts./Avg.		
	A. Oliver	31/31	1086	246-569	.432	70-171		.409	181-220	.823	39-126-165	5.3	85-5	78-96	12-23	743/24.0	
	J. Graham	32/32	1161	163-388	.420	37-89		.416	92-138	.667	25-119-144	4.5	77-2	141-72	12-73	455/14.2	
Nov.12	K. Shamburger	33/33	1034	130-362	.359	57-180		.317	91-121	.752	24-100-124	3.8	64-1	80-42	5-30	408/12.4	
17	W. Carter	33/33	1017	115-250	.460	3-12		.250	89-112	.795	96-169-265	8.0	122-7	30-58	22-13	322/9.8	
20	B. Kamen	10/4	203	17-60	.283	0-4		.000	27-38	.711	18-41-59	5.9	19-0	2-20	1-4	61/6.1	
24	C. Douglas	33/3	623	71-172	.413	39-96		.406	19-25	.760	10-12-22	0.7	37-0	25-16	1-5	200/6.1	
28	C. Jones	31/0	315	26-78	.333	1-3		.333	27-34	.794	40-34-74	2.4	48-3	17-13	2-8	80/2.6	
30	M. Ballard	33/29	865	25-78	.321	0-1		.000	33-50	.660	63-112-175	5.3	94-5	20-20	17-13	83/2.5	
Dec. 4	J. Henson	33/0	356	9-27	.333	0-0		.000	7-11	.636	23-41-64	1.9	68-2	2-17	10-7	25/0.8	
10	A. Moor	17/0	61	5-10	.500	0-0		.000	0-2	.000	1-5-6	0.4	2-0	8-1	0-0	10/0.6	
12	G. Ton	21/0	75	1-4	.250	0-0		.000	2-2	1.000	2-10-12	0.6	12-0	3-0	0-3	4/0.2	
18	J. Casey	1/0	2	0-1	.000	0-0		.000	0-0	.000	0-0-0	0.0	0-0	0-0	0-0	0/0.0	
22	B. Dick	1/0	2	0-0	.000	0-0		.000	0-0	.000	0-0-0	0.0	0-0	0-0	0-0	0/0.0	
22	Team											66-55-121			0-1		
29	SJSU	33	6800	808-1999	.404	207-556		.372	568-753	.754	4407-824-1231	37.3629	25406-363	82-179	2391/72.5		
31	OPP	33	6800	839-1920	.437	231-676		.342	496-723	.686	343-840-1183	35.8656	16474-399	116-151	2405/72.9		
Feb. 3	*Idaho (A)	92	89	(W-2OT)													
5	*Nevada (A)	69	89	(L)													
12	*Nevada (H)	76	84	(L-OT)													
15	Montana State (H)	77	73	(W)													
18	Weber State (H)	62	46	(W)													
23	*New Mexico State (H)	72	70	(W-OT)													
26	*Louisiana Tech (H)	72	60	(W)													
Mar. 3	*Hawai'i (H)	71	77	(L)													
5	*Boise State (A)	51	66	(L)													
9	#Hawai'i (N)	75	74	(W)													
10	#Idaho (N)	74	68	(W)													
11	#Utah State (N)	57	58	(L)													
15	\$Creighton (A)	85	74	(L)													
* - Western Athletic Conference contest																	
# - Western Athletic Conference Tournament game																	
\$ - College Basketball Invitational (CBI)																	



Records vs. Collegiate Opponents

Opponent	W	L	Opponent	W	L	Opponent	W	L	Opponent	W	L
Air Force	3	0	Creighton	0	4	Michigan State	0	3	Seattle U.	4	2
Alabama	1	0	Denver	0	2	Middle Tennessee	1	0	Sonoma State	7	0
Alaska Anchorage	1	0	DePaul	0	1	Minnesota	0	2	South Alabama	0	1
Appalachian State	1	0	Detroit Mercy	1	1	Mississippi State	1	1	South Carolina	0	1
Arizona	4	9	Drake	0	4	Missouri	0	2	South Dakota	2	0
Arizona State	6	8	Duke	0	1	Missouri Western	1	0	South Dakota State	3	0
Arkansas Little Rock	0	1	Duquesne	1	2	Montana	7	5	South Florida	1	0
Army	1	0	Eastern Illinois	0	1	Montana State	6	3	SE Missouri State	0	1
Auburn	0	1	Eastern Montana	1	0	Mount St. Mary's	1	0	Southern California	1	2
Ball State	2	1	Eastern Washington	4	1	Nebraska	2	2	SMU	2	12
Baylor	1	0	Evansville	0	1	Nebraska-Omaha	0	1	Stanford	12	38
Beloit	0	2	Fairleigh Dickinson	1	0	UNLV	4	31	Tennessee	0	2
Boise State	2	22	Florida	1	0	Nevada	30	30	TCU	1	8
Bowling Green	1	0	Fordham	0	1	New Mexico	0	6	Texas San Antonio	0	1
BYU	1	7	Fresno State	74	78	New Mexico State	12	30	Texas Tech	0	1
BYU-Hawaii	1	1	Georgetown	0	1	North Carolina State	0	1	UTEP	5	12
Brown	1	1	Gonzaga	6	2	North Dakota	3	1	Tulsa	2	19
California	3	18	Hamline	0	1	North Dakota State	1	0	U.S. International	1	0
UC-Davis	12	7	Harvard	1	2	North Texas	0	1	Utah	2	13
UC Irvine	19	26	Hawai'i	12	25	Northern Arizona	2	4	Utah State	21	47
UCLA	2	5	Holy Names	First meeting		Northern Colorado	1	1	Utah Valley	2	0
UC Riverside	4	2	Idaho	13	8	Northern Illinois	1	1	Valparaiso	1	0
UC Santa Barbara	50	51	Idaho State	7	3	Northwestern	0	1	Vanguard	0	1
UC Santa Cruz	2	0	Illinois	0	2	Notre Dame De Namur	2	0	Virginia	1	0
Cal Maritime	1	0	Illinois-Chicago	1	0	Ohio U.	1	0	Wagner	1	0
Cal Poly	23	2	Illinois State	1	1	Oklahoma	2	0	Warner Pacific	1	0
Cal Poly-Pomona	1	0	Indiana	0	1	Oregon	2	10	Washington U.	0	1
CS Bakersfield	3	3	Indiana State	0	1	Oregon State	0	2	U. of Washington	1	3
CS Dominguez Hills	1	0	Iowa	1	0	Pacific	73	83	Washington State	2	7
CS Fullerton	24	26	Iowa State	2	2	Pepperdine	24	20	Weber State	2	1
CS Hayward	7	1	Iowa Wesleyan	1	0	Portland	11	8	West Virginia State	1	0
CS Long Beach	18	42	Kent State	0	1	Portland State	4	1	Wheaton	0	1
CS Los Angeles	3	8	Kentucky	0	1	Presbyterian	1	1	Wichita State	1	0
CS Monterey Bay	1	0	Lamar	0	2	Puget Sound	2	0	William Jessup	2	0
CS Northridge	3	2	Lawrence Tech	1	0	Redlands	2	0	Williamette	1	1
CS Sacramento	18	2	Lipscomb	0	1	Rice	6	10	Wisconsin	0	1
Chaminade	1	0	Louisiana Tech	9	13	St. Francis (N.Y.)	1	0	Wyoming	1	4
Chico State	2	1	Loyola Marymount	24	19	St. Francis (Pa.)	1	1			
Colorado	1	2	Manhattan	0	1	St. Louis	0	1			
Colorado State	0	6	Marquette	0	1	Saint Mary's (Calif.)	37	40			
Columbia	0	1	Marshall	1	0	San Diego	6	7			
Connecticut	1	0	Memphis	1	0	San Diego State	32	32			
Coppin State			Menlo College	3	0	USF	21	41			
First meeting			Michigan	0	1	San Francisco State	30	7			
						Santa Clara	29	76			

2011-12 opponents are in boldfaced type.



NCAA Tournament Teams



San Jose State faced Brigham Young in a 1951 NCAA opening round game.

1951 Spartans

- Walt McPherson, Head Coach
- Bob Wuesthoff, Asst. Coach
- 3 Jack Avina
- 4 Mort Schorr
- 5 Bobby Crowe
- 6 Elmer Craig
- 8 Dean Giles
- 9 Ted Prescott
- 10 Orville Johnson
- 11 Lee Jensen
- 12 Aaron Seandel
- 13 Cornelius Barnes
- 14 Lee Deming
- 15 Bob Enzensperger
- 16 George Clark
- 17 Charles Crampton
- 18 Duane Baptiste
- 19 Carter Williams
- 20 Billy Wilson



San Jose State faced Missouri in a 1981 NCAA Midwest Regional first round game.

1980 Spartans

- Bill Berry, Head Coach
- Phil Rosemurgy, Asst. Coach
- Tony Oddo, Asst. Coach
- 10 Ron Chisholm
- 14 Eddie Saunders
- 15 David Byrd
- 21 Grover Brown
- 22 Phil Davis
- 24 John Russo
- 25 Mike Mendez
- 30 Wally Rank
- 32 Steve Swarbrick
- 33 Mickey Jackson
- 35 Doug Murrey
- 40 Arthur Graham
- 42 Sid Williams
- 44 Dan Sullivan



San Jose State faced Kentucky in a 1996 NCAA opening round game.

1996 Spartans

- Stan Morrison, Head Coach
- Stan Stewart, Assoc. Coach
- Keith Moss, Asst. Coach
- Lossie Mitchel, Asst. Coach
- 3 Olivier Saint-Jean
- 5 Sam Allen
- 11 LaRon Campbell-Hall
- 12 Tito Addison
- 14 Jahi Bacon
- 21 Marmet Williams
- 24 Kweli Baker
- 31 Brad Quinet
- 32 Roy Hammonds
- 35 Rich Taylor
- 41 Darren Greene
- 42 Damon Lee
- 50 Ken Kavanagh
- 52 Craig Clark

Tournaments/Top-20 Opponents



In-Season Tournament History

YEAR	TOURNAMENT	FINISH
1958	Poinsettia Tournament, San Diego, Calif.	4th Place
1959	WCAC Tournament, San Francisco, Calif.	8th Place
1960	WCAC Tournament, San Francisco, Calif.	8th Place
1961	WCAC Tournament, San Francisco, Calif.	5th Place
1962	WCAC Tournament, San Francisco, Calif.	CHAMPION
1963	WCAC Tournament, San Francisco, Calif.	CHAMPION
1964	WCAC Tournament, San Francisco, Calif.	3rd Place
1965	WCAC Tournament, San Francisco, Calif.	4th Place
1966	Knights of Columbus Tournament, Portland, Ore.	3rd Place
	WCAC Tournament, San Jose, Calif.	6th Place
1967	Lobo Invitational, Albuquerque, N.M.	3rd Place
1969	Roadrunners Classic, Las Cruces, N.M.	3rd Place
1970	Far West Classic, Portland, Ore.	8th Place
1974	Rainbow Classic, Honolulu, Hawaii	7th Place
1977	Utah Classic, Salt Lake City, Utah	4th Place
1978	Fiesta Classic, Tempe, Ariz.	3rd Place
	Cable Car Classic, Santa Clara, Calif.	4th Place
1979	Cable Car Classic, Santa Clara, Calif.	CHAMPION
	All-College Tournament, Oklahoma City, Okla.	7th Place
1981	KOA Classic, Billings, Mont.	CHAMPION
1982	Las Vegas Holiday Classic, Las Vegas, Nev.	3rd Place
1983	Stanford Invitational, Stanford, Calif.	4th Place
1984	Utah Classic, Salt Lake City, Utah	CHAMPION
1985	Hoosier Classic, Indianapolis, Ind.	3rd Place
1986	Far West Classic, Portland, Ore.	5th Place
1987	Fighting Illini Classic, Champaign, Ill.	3rd Place
1988	Ameritas Classic, Lincoln, Neb.	2nd Place
1989	Oldsmobile Cutlass Classic, E. Lansing, Mich.	4th Place
1993	Stanford Fry's Invitational, Stanford, Calif.	2nd Place
1994	Comerica Cable Car Classic, San Jose, Calif.	3rd Place
1995	Fighting Illini Classic, Champaign, Ill.	4th Place
1996	Comerica Cable Car Classic, San Jose, Calif.	CHAMPION
1999	Pearl Harbor Invitational, Laie, Hawaii	2nd Place
2001	BCA Invitational, Raleigh, N.C.	6th Place
2001	Cyclone Challenge, Ames, Iowa	Tied for 1st Place
2003	Surf 'N Slam Tournament, Laie, Hawaii	2nd Place
2005	2K Sports College Hoops Coaches vs. Cancer Classic Lubbock, Texas	3rd Place
2005	Holiday Station Stores Classic, Bozeman, Mont.	4th Place
2006	CBE Classic, Stanford, Calif.	4th Place
2007	First Shot Exempt Tournament, Murfreesboro, Tenn.	CHAMPION
2008	Shamrock Office Solutions Classic, Moraga, Calif.	3rd Place

Games vs. Top-20 Teams

DATE	RANK	OPPONENT	SCORE
1/31/91	#1	UNLV (H)	88-64 (L)
1/7/91	#1	UNLV (A)	93-65 (L)
3/7/87	#1	UNLV (N)	94-69 (L)
2/7/87	#1	UNLV (H)	83-74 (L)
1/8/87	#1	UNLV (A)	89-77 (L)
2/14/56	#1	USF (H)	76-52 (L)
1/31/56	#1	USF (A)	67-40 (L)
2/23/55	#1	USF (H)	64-40 (L)
2/11/55	#1	USF (H)	59-49 (L)
3/14/96	#2	Kentucky (N)	110-72 (L)
2/21/69	#2	Santa Clara (H)	73-69 (W)
2/15/73	#3	Long Beach State (A)	117-75 (L)
2/12/84	#4	UNLV (A)	88-76 (L)
2/28/58	#4	USF (A)	62-50 (L)
12/31/06	#5	Duke (A)	70-51 (L)
12/11/82	#5	UCLA (A)	94-71 (L)
1/5/73	#5	Long Beach State (H)	68-61 (W)
1/28/72	#5	Long Beach State (H)	73-72 (L)
1/10/55	#5	USF (A)	56-30 (L)
1/4/58	#6	USF (H)	66-44 (L)
12/22/77	#7	UCLA (A)	109-69 (L)
1/21/88	#8	UNLV (H)	95-83 (L)
12/28/82	#8	Tennessee (N)	50-42 (L)
1/5/82	#8	USF (A)	78-66 (L)
12/22/76	#8	UCLA (A)	89-74 (L)
1/8/65	#8	USF (A)	77-53 (L)
12/19/08	#9	Michigan State (A)	85-45 (L)
3/3/83	#9	UNLV (H)	67-61 (L)
1/12/74	#9	Long Beach State (A)	72-57 (L)
2/17/72	#9	Long Beach State (A)	88-51 (L)
12/16/50	#9	UCLA (A)	62-59 (L)
11/29/97	#10	New Mexico (A)	86-57 (L)
1/6/90	#10	UNLV (H)	100-80 (L)
1/30/86	#10	UNLV (H)	62-55 (L)
3/8/84	#10	UNLV (N)	70-55 (L)
12/17/63	#10	Illinois (A)	90-64 (L)
2/14/07	#11	Nevada (A)	68-60 (L)
3/4/97	#11	New Mexico (N)	103-70 (L)
12/23/94	#11	Minnesota (A)	115-68 (L)
2/20/88	#11	UNLV (A)	85-68 (L)
3/8/85	#11	UNLV (N)	60-59 (L)
12/28/71	#11	Indiana (N)	86-76 (L)



Games vs. Top-20 Opponents

DATE	RANK	OPPONENT	SCORE	DATE	RANK	OPPONENT	SCORE
3/22/51	#11	Brigham Young (N)	66-61 (L)	1/13/99	#16	New Mexico (H)	82-81 (L-OT)
2/18/99	#12	Utah (H)	71-49 (L)	12/23/93	#16	Minnesota (H)	66-53 (L)
2/11/93	#12	UNLV (H)	80-74 (L)	1/31/85	#16	UNLV (A)	70-56 (L)
2/5/90	#12	UNLV (A)	105-69 (L)	3/6/80	#16	Missouri (N)	61-51 (L)
12/30/88	#12	UNLV (A)	101-68 (L)	1/26/73	#16	USF (A)	82-63 (L)
12/20/75	#12	Washington (A)	88-69 (L)	12/26/71	#16	Oregon (N)	79-65 (L)
2/19/00	#13	Tulsa (H)	64-56 (L)	12/16/60	#16	Utah (A)	82-48 (L)
1/4/86	#13	UNLV (A)	106-60 (L)	12/28/87	#17	Missouri (A)	85-61 (L)
2/28/74	#13	Long Beach State (A)	84-60 (L)	12/19/71	#17	New Mexico State (A)	114-55 (L)
11/20/09	#14	Washington (A)	80-70 (L)	12/11/54	#17	California (A)	56-48 (L)
11/29/91	#14	Utah (H)	75-57 (L)	1/16/93	#18	UNLV (A)	84-77 (L)
1/12/84	#14	UNLV (H)	105-77 (L)	2/16/89	#18	UNLV (H)	95-66 (L)
12/21/79	#14	Virginia (N)	83-79 (W)	1/11/07	#19	Nevada (H)	72-63 (L)
1/27/51	#14	Arizona (H)	62-55 (L)	2/3/01	#19	Fresno State (H)	86-75 (L)
1/20/00	#15	Tulsa (A)	67-41 (L)	12/27/96	#19	Alabama (H)	60-59 (W-OT)
2/13/92	#15	UNLV (A)	83-39 (L)	1/26/95	#19	New Mexico State (A)	75-66 (L)
2/23/91	#15	New Mexico State (H)	73-67 (L)	1/30/82	#19	Fresno State (H)	47-36 (L)
12/20/56	#15	Oklahoma City (A)	91-74 (L)	1/26/82	#19	Fresno State (A)	63-45 (L)
				12/4/68	#19	California (A)	103-98 (L)

HEAD COACHING RECORDS

Name	# of Seasons	Seasons	Wins	Losses	Pct.
Charles Furley	1	1910	7	3	.700
Others	5	1911-15	20	24	.455
Bill Spaulding	1	1916	4	3	.571
Karl Hazeltine	4	1917-18, 20-21	7	13	.350
Dave Wooster	2	1922-23	17	9	.654
Hovey McDonald	12	1924-35	142	81	.637
Bill Hubbard	6	1936-40, 1945	69	58	.543
Ed Blesh	1	1943	11	13	.458
Walt McPherson	17	1941-42, 1946-60	264	208	.559
Stu Inman	6	1961-66	77	68	.531
Dan Glines	5	1967-71	43	80	.349
Ivan Guevara	8	1972-79	99	117	.458
Bill Berry	10	1980-89	142	144	.497
Stan Morrison	9	1990-98	72	172	.295
Phil Johnson	4	1999, 2003-05	31	83	.272
Steve Barnes	3	2000-02	39	51	.433
George Nessman	6	2006-11	68	119	.364
TOTALS	100		1,112	1,246	.472



Bill Hubbard



Ed Blesh



Walt McPherson



Stu Inman



Dan Glines



Ivan Guevara



Bill Berry



Stan Morrison



Phil Johnson



Steve Barnes



George Nessman

A photograph of a large, multi-story building at San Jose State University. The building features a prominent, tall, grey stone tower with a red-tiled roof and arched windows. The main building has a light-colored facade with red-tiled roofs and arched windows. The scene is set on a green lawn with trees, including a tall palm tree on the left. The text "San Jose State University" is overlaid in white on the right side of the image.

San Jose State University



City of San Jose



The skyline of downtown San Jose

Situated at the hub of Silicon Valley is San Jose – the third largest city in California and the 10th largest in the nation. San Jose, strategically located at the sunny, southern tip of the San Francisco Bay, is surrounded by rolling hills and striking mountains. San Jose’s vibrant and growing downtown is the setting for San Jose State University and the focus for important financial, commercial and arts communities.

“ San Jose is a confident and exciting city, full of optimism and opportunity. We treasure our past. We embrace our diversity. We nurture our future, in our children and through stewardship of our resources.

People are proud to live here.

Our city is committed to sustaining and improving the quality of life in every neighborhood, for every resident, now and in the future.” –

www.sanjoseca.gov



San Jose offers a neighborhood feel in a metropolitan environment.

Regional growth and stability are complemented by an active cultural life. San Jose is the home of the Silicon Valley High Technology and the Children’s Discovery museums, the San Jose Museum of Art, San Jose Symphony, the San Jose-Cleveland Ballet, numerous galleries and arts centers, Opera San Jose, the Winchester Mystery House and other respected professional

and community group theater groups.

Light rail and historic trolley lines, the 18,000-seat HP Pavilion at San Jose, convention facilities, shops and a diverse night scene add to the excitement. Reflecting the cultural richness of the community is a wide range of restaurants.

A reason the South Bay has grown so dramatically is its quality of life. The mild climate encourages an active and casual lifestyle. There are more than 100,000

acres of land for biking, rollerblading and other outdoor activities. Boasting nearly 300 days of sunshine and an average sum-

- 30 minutes from the Pacific Ocean
- Population - 945,000
- Average annual household income of \$84,857 according to *Money* magazine
- One of the top-25 “brainiest” cities in the country
- More college graduates per 100 residents than any other major U.S. city
- More home owners than any large city in the country
- Worker productivity is twice the national average
- Best public safety record of any large metropolitan area in the United States the last 10 years.
- International airports – San Jose, San Francisco and Oakland

mer temperature of 74 degrees, San Jose symbolizes the best California has to offer. The region’s 1.6-million residents enjoy recreational and entertainment opportunities year-round. Within a short drive are San Francisco, beaches from Santa Cruz to Carmel, the California coastal redwoods, Lake Tahoe and Yosemite National Park.



Since 1997, San Jose State University was the host school for three NCAA Division I Men’s Basketball Championship events at the 18,200-seat HP Pavilion in downtown San Jose.



San José State provides a comprehensive university education, granting bachelor's and master's degrees in 134 areas of study. From its beginnings as a normal school to train teachers for the developing frontier, SJSU has matured into a metropolitan university. Quality teaching and small classes are a priority at SJSU, where tenured professors teach introductory as well as advanced courses.

One of the 200 top research universities in the nation, SJSU offers rigorous course work and research opportunities to more than 30,000 undergraduate and graduate students in eight colleges.

Located in the heart of the Silicon Valley, this university has aided the development of the computer industry and the resulting technological advances in our nation by providing the largest source of engineering, science and business graduates to Silicon Valley companies.

Graduating about 7,000 students annually, San Jose State University also provides the professional infrastructure for the region – from teachers to social workers to artists to law enforcement officers to nurses. The terms, 'leaders and professionals,' describe not just the types of graduates who earn their degrees at San Jose State, but also the roles they assume in their communities and in their fields of endeavor.

One strength of the academic program is the broad general education curriculum that brings common elements -- critical thinking, writing and communication skills, and cultural pluralism -- to diverse studies. Academic strength also is seen in the university's nationally-recognized programs.

In each discipline, quality teaching remains a priority. Tenured faculty teach introductory as well as advanced courses with an emphasis on small classes. Learning facilities include computer-equipped classrooms, the Western world's only undergraduate nuclear science facility and North America's largest Beethoven Center. Focusing on applied research, faculty receive a growing number of contracts and grants each year. From Moss Landing Marine Research Laboratory to the NASA Ames Research Center, faculty are exploring everything from the depths of the ocean to the surface of Mars.

San Jose State University also finds strength in its diversity. For first-generation students, it is a gateway to economic independence and social mobility. It is also an incubator of cultural and intellectual development and an opportunity for lifelong learning. Students range in age from first-time freshmen to college transfers to professionals seeking additional education. Student demographics – with ethnic pluralism – provide the benefits of multiple cultures and diverse student interests and activities.

Mohammad Qayoumi President



Mohammad Qayoumi was appointed the 28th San Jose State University President in March 2011 and began his duties July 1, 2011 for one of the oldest and one of the largest universities in the 23-campus CSU system.

Previously, Qayoumi served as president of California State University East Bay, where under his leadership, the university adopted long-range academic and strategic plans that significantly strengthened its regional position and profile.

In addition to his more than 30 years of experience in the service of higher education and industry, Qayoumi is a licensed professional engineer and a certified management accountant. He has published eight books, more than 85 articles, and several chapters in various books. Additionally, he has presented at numerous national and international conferences on topics ranging from quality and energy to systems theory. Qayoumi is a senior member of the Institute of Electrical and electronic Engineers and has served as a Malcolm Baldrige National Quality Award examiner and senior examiner.

For Qayoumi, he returns to San Jose State where he served as the Associate Vice-President for Administration from 1986 to 1995 and as an adjunct professor from 1983 through 1995.

During his six years at California State University, Northridge, Qayoumi achieved the rank of professor of engineering management. He was a tenured professor of engineering at Cal State East Bay.

Qayoumi has served his native country, Afghanistan, in various capacities, including as a senior advisor to the Minister of Finance and member of the board of directors for the Central Bank of Afghanistan.

Locally, Qayoumi is a member of the Silicon Valley Leadership Group, and serves on several boards including the Bay Area Council, the East Bay Economic Development Alliance and the Contra Costa Business Council.

President Qayoumi is a graduate of the American University of Beirut where he majored in electrical engineering. He holds master's degrees from the University of Cincinnati - a M.S. in nuclear engineering, a M.S. in electrical and computer engineering and a M.B.A. in finance and accounting. Qayoumi has his Ph.D. in electrical and computer engineering also from the University of Cincinnati.

The multi-lingual San Jose State president is fluent in English, Persian Dari, Pashto and Arabic and conversant in Italian, German and French.

His wife, Najia Karim, is a Persian poet and a clinical dietitian.



San Jose State University

The Campus Village

In the fall of 2005, San Jose State University opened the doors of Campus Village to more than 2,279 students, faculty and staff.

Positioned on Tenth Street between San Carlos and San Salvador on the southeast corner of the main campus, the Campus Village will be a gateway to incredible academic resources and campus activities, the excitement of downtown San Jose, the opportunities of Silicon Valley, and some of the world's greatest recreational areas.

The Campus Village will include three buildings featuring apartment and suite-style living accommodations and a typical college dormitory experience. Campus Village will include recreational and study areas, a full-service computer lab, wireless internet access, an interactive gaming center, laundry facilities, meeting rooms, retail stores and underground parking for 700 vehicles.

Fully equipped nearby recreational facilities offer residents space to work out, swim, play basketball, volleyball, ping-pong or pool.

Hassle-free access to the main campus is another asset to the Campus Village. Walking to the Student Union or to The Event Center, home for the San Jose State University men's and women's basketball and women's volleyball teams, will be five minutes or less. Residents also can walk or bicycle to the Dr. Martin Luther King Jr. Library without crossing any streets.



The Campus Village anchors the southeast corner of the university's skyline.

The Dr. Martin Luther King, Jr., Library

The Dr. Martin Luther King, Jr., Library, located on the main campus of San Jose State University opened in August 2003.

A first-of-its-kind collaboration between a city and a university, the \$177-million, 475,000 square-foot library provides a center for life-long learning. Students, faculty and the community have access to the information they will need for educational and personal growth throughout their lives.

The 10-floor library features:

- 3,623 seats
- 1,800 seats wired for the internet
- 400 public computers
- 135 databases of information
- 4 computer instruction laboratories
- 112 workstations available in the computer instruction labs
- 37 group-project rooms

The collaborative design provides many opportunities for academic, cultural and community programs. Multilingual and special collections for San Jose's diverse ethnic groups are available. An adaptive technology area assures all people have the ability to access the information and databases available.



Students can walk from class to the library for study sessions and research work without crossing a street.

A nationally-acclaimed university:

• Ranked in the top 15 master's-level public universities in the West – *U.S. News & World Report*, "America's Best Colleges"

• Ranked among the top 200 universities in the nation for total research spending.

• One of the top-20 universities nationally for greatest number of minority graduates. – *Diverse Issues In Higher Education*

Standing out from the rest

• San José State is the number one supplier of engineering, computer science and business graduates to Silicon Valley, the world's high tech capital.

• San José State awards nearly \$60-million in financial aid to 13,000 students each year.

• San José State is the only school in the California State University system that has undergraduate and graduate programs in nuclear science.

• The Metropolitan University Scholar's Experience (MUSE) is a program aimed at helping first-year students succeed on campus.

• The Career Expo provides recruitment opportunities for nearly 2,000 students and 100 employers. Over 300 employers visit the university annually to recruit students for available positions.

• San Jose State is believed to be the first university in the country to create a Mexican-American Studies Department.

• The nationally-recognized animation program is a collaborative effort between SJSU and technology, entertainment and telecommunications industry partners.

The Event Center



The Event Center, located in the heart of the San Jose State University campus on the corner of Seventh and San Carlos streets, is the home of the Spartan basketball teams.

The \$36-million facility is comprised of The Event Center and an Aquatics Center. Students, faculty and staff members, alumni and the surrounding communities use the facility.

Groundbreaking occurred October 1, 1986. The Aquatics Center opened in May, 1988. Originally named the Recreation and Events Center, The Event Center opened in May, 1989. The first intercollegiate athletic contests in The Event Center were the Spartan basketball season openers on November 24, 1989.

The arena can seat 5,000 for athletics events and 5,600 for concerts. The arena is large enough to attract major performing artists, yet small enough to provide a personal experience for everyone.

In December 2003, The Event Center playing surface was renamed Walt McPherson Court in honor of San Jose State University's most successful men's basketball coach. New locker facilities also were part of a comprehensive SJSU Athletics capital campaign project. In 17 seasons under McPherson from 1941 through 1960, the Spartans won 264 games, won three conference championships, played twice in the NAIA Tournament and made the school's first NCAA Tournament appearance in 1951.

Also in the recreation area of The Event Center are 10 racquetball courts, a large weight room, a mini-gym, and an aerobics room.

The Aquatics Center swimming pool is home for the San Jose State University women's swimming team. The pool is one of the largest pools ever constructed in the state of California. The pool dimensions are 200 feet long and 75 feet wide.

Major Performers at The Event Center

Wayne Brady
Dana Carvey
Bill Cosby
Bill Gates
Sammy Hagar
Faith Hill
George Lopez
Chris Rock
Jessica Simpson
Bruce Springsteen
Sting
The Artist (a.k.a. Prince)
Hank Williams, Jr.



Walt McPherson is the first San Jose State men's basketball coach to lead the Spartans to post-season action.



Tom Bowen, Director of Athletics

Tom Bowen was named San Jose State University's director of intercollegiate athletics on December 20, 2004. Under his leadership, San Jose State is a viable Division I-A intercollegiate athletics program with proven athletics and academic successes and financial achievements to his credit.



"CULTURE OF CHAMPIONS"

At the core of Bowen's mission for San Jose State University athletics is building a Culture of Champions academically, athletically and in the community. To reach that end, the Notre Dame alum instilled a greater sense of purpose, commitment and execution by student-athletes, coaches, staff, alumni and friends.

The Spartans have balanced their budget or produced a modest surplus five straight years under his direction. He has re-invested these gains back into the 400-plus student-athlete population and the 16 intercollegiate Spartan teams.



Tom Bowen and head coach George Nessman prior to the 2006 game at Duke University.

Bowen continues expanding revenue opportunities for the Spartans locally, regionally and nationally. First, there was the creation of Spartan Sports Properties in conjunction with national multi-media partner Learfield Communications and a 2011 agreement with IMG College Ticket Solutions to bring San Jose State athletics to the broadest spectator base possible.

An integral member of the University's presidential staff, Bowen has a meaningful role in the University's \$200-million Capital Campaign Fund, "Acceleration." The department's increased visibility

the last five years also coincided with significant donations coming to the University and to the Spartan Foundation - the department's fund-raising component.

Since taking over, San Jose State produced the first Spartan teams to post three consecutive .500 or better records in the Western Athletic Conference football standings. In a longer span from the end of 2005 through 2008, San Jose State had one of the best home field records among the Football Bowl Subdivision schools in California. The 2006 Spartans capped their finest season in many years, posting a 9-4 overall record and capturing the New Mexico Bowl championship.

Athletics accomplishments add to his Culture of Champions go beyond football. In 2011, men's basketball ended a 17-year absence in post-season play; men's golf was in NCAA Regional action for the first time since 1997; women's soccer and women's golf repeated as a WAC champion; and women's water polo was fifth nationally in the final 2011 coaches' poll. Baseball, a 2009 WAC regular-season champion, posted another 35-win season in 2011. Women's gymnastics is entrenched as a NCAA Regional Championship qualifying team.

Spartans have earned All-America honors in football, women's golf, baseball and women's water polo. San Jose State had its second women's gymnastics individual NCAA Regional champion in three years in 2011. Freshmen from three sports (football, women's soccer and gymnastics) were named the 2011 WAC Freshman of the Year. Gymnast Shanice Howard was named the 2011 Arthur Ashe Jr., Sports Scholar Award winner by Diverse Issues in Higher Education. Twenty more student-athletes were honored nationally and more than 100 at the conference level for academic achievements in 2010-11.

Bowen's vision for student-athlete success and excellence led to the creation of a Student Success Services component. Academic Progress Rate (APR) scores, as measured by the NCAA, continue rising under his watch. San Jose State's seven Public Recognition awards ranks at the top among current WAC members.

Since his arrival, coaches in women's soccer, baseball, women's golf, water polo and softball have received conference Coach of the Year recognition.

In 2008, the most recent national study by Texas A&M University on behalf of the NCAA, San Jose State was named as one of 12 Division I universities cited for Overall Excellence in Diversity.



Bowen (left) and Ken Venturi, a San Jose State alum, U.S. Open champion and CBS-TV's number-one golf analyst for 35 years.

Tom Bowen, Director of Athletics



Tom Bowen is a widely-known and highly-effective athletics administrator. He was named to the San Jose Mercury News' 2010 Top-25 Most Powerful Sports Figures in the Bay Area.

A VALUED PROFESSIONAL

Bowen's proven administrative and managerial record at San Jose State has resulted in meaningful national appointments in college athletics. He is the WAC representative on the Bowl Championship Series (BCS) Oversight Committee Athletics Directors Advisory Group. In 2011, he completed a term as one of eight FBS directors of athletics serving on the 24-member NCAA Division I Football Issues Committee. Both football appointments were a first for a San Jose State director of athletics.

At the conference level, the San Jose State athletics director helped negotiate the competitive and financial terms involving the departure of three conference members in June 2012.

He was the Tournament Director for the 2010 NCAA Men's Basketball Division I Championship first and second rounds games played in San Jose. In 2009, Bowen was one of 12 named to serve as a mentor to aspiring women and ethnic minority athletics administrators in the NCAA Fellows Leadership Program.

Bowen came to San Jose State after serving three years as the Director of Community Affairs and the executive director of the 49ers Foundation for the San Francisco 49ers of the National Football League. He directed all of the team's fund-raising activities and was responsible for alumni and current player participation in the community.

His Division I experience at the collegiate level includes athletics administration positions at the University of California and Saint Mary's College in Moraga, Calif. As an assistant and associate director of athletics at the University of California from July 2000 through September 2002, he was responsible for athletics fund-raising. Bowen was credited with developing the first comprehensive planned giving program for the Golden Bears.

At Saint Mary's College, he was the Director of Foundations and Corporate Relations from May 1995 to January 1997 before being appointed to an associate director of athletics position by the president of the college. From January 1997 through April 2000, he managed the athletics department's budget, directed a corporate sponsorship program and interacted with the academic senate, faculty and university personnel on student-athlete issues.

His first professional leadership appointment in athletics was at De La Salle High School in Concord, Calif. From 1987 through 1995, he held the positions of athletics director and assistant football coach.

EDUCATION & COMMUNITY

The 1983 graduate of the University of Notre Dame majored in theology/sociology and spent six years studying for the priesthood with the Holy Cross Fathers. Bowen went on to earn a master's degree in administration/education from the University of San Francisco in 1990.

Active throughout the entire Bay Area, he has been named to the San Jose Mercury News' Top-25 Most Powerful Sports Figures in the Bay Area. He serves on the board of the San Jose Sports Authority. He is an adjunct professor at the University of San Francisco School of Sports Management and at San Jose State University's Department of Kinesiology where he teaches sports management classes. Bowen is a frequent speaker and panelist at national workshops focusing on intercollegiate athletics and for local major businesses on the topics of leadership, management and motivation.



Under Bowen's leadership, basketball is on the rise at San Jose State University.

He is a Level 2 certified member of the College Athletic Business Management Association (CABMA) and has memberships in the National Association of Collegiate Directors of Athletics (NACDA) and the National Society of Fund Raising Executives.

The Denver, Colo., native and his wife, Mia, are the parents of three children: sons, Andrew and Peter, and, daughter, McKenna.



Athletics Administration

John Poch
Senior Associate
**Athletics Director/
 Deputy Director of**
Athletics



Marie Tuite
Senior Associate
**Athletics Director/
 Chief Operating Officer**



John Poch returned to San Jose State University in January 2009 as a Senior Associate Athletics Director/Deputy Director of Athletics. His duties include managing the department's external relations components of fund raising and community relations and serving as the sports supervisor for baseball and women's tennis. As the driving force, the Spartan Foundation raised a record \$1.7-million during its 2011 annual fund-raising drive for student-athlete scholarships.

Previously, Poch served as the Tournament Director of the 1999 and 2000 NCAA Women's College Cup hosted by San Jose State University and was an assistant coach for the Spartans' women's soccer team from 1995 to 2000. Under his direction, the 1999 College Cup attracted more than 28,000 spectators for two semifinal contests and the championship match. The 14,410 in attendance for the championship game remains the top attendance figure for a Women's College Cup contest.

As a San Jose State assistant coach, he was on the ground floor of the new Spartan program. San Jose State posted a 53-44-3 overall win-loss record.

Poch is a successful youth soccer coach with United States Soccer Federation and National Soccer Coaches Association of America (NSCAA) national licenses. He coached the San Jose Pioneer High School boys' teams to three Central Coast Section championships and was named the National Coach of the Year in 2001 by the NSCAA for the Youth Girls Competitive category.

From 2000 through 2008, he was the executive director of the After-School All-Stars of Greater San Jose - a program targeting at-risk youths. In his eight years, After-School All-Stars grew from a two-person staff with a \$275,000 annual operating budget to a full-time staff of 36 and 230 part-time employees and a \$3.9-million budget comprised largely of dollars raised through his fundraising acumen and direction. More than 3,000 students from 50-plus elementary and middle schools in San Jose were After-School All-Stars beneficiaries.

In 2011, Poch completed course work in the Sports Management Institute - a collaboration of the Universities of Southern California, Texas, Michigan, Notre Dame and North Carolina. The Sports Management Institute provides a specialized executive management program for sports professionals.

He is a member of NACDA (National Association of College Directors of Athletics), NAADD (National Association of Athletic Development Directors) and AFP (Association of Fundraising Professionals) and serves on the board of directors for After-School All-Stars.

The 2001 San Jose State University graduate majored in kinesiology. As a student-athlete, he played football at West Valley College before enrolling at San Jose State.

John and his wife, Debora, a 1988 San Jose University graduate, are the parents of one daughter, Nicole.

Marie Tuite joined the San Jose State University athletics administrative team in an executive capacity in June 2010 as the Senior Associate Athletics Director/Chief Operating Officer.

At San Jose State, Tuite oversees all of the Spartans' internal components and affairs. She manages the daily operations of the department, has direct supervision of student services, compliance and business affairs and serves as sports supervisor for men's and women's basketball, women's swimming and diving, women's water polo.

Her professional career includes executive positions at Pacific-12 Conference universities and the NCAA. She came to the Spartans from Seattle University where she was a Special Assistant to the Athletics Director. Tuite assisted the University's transition to NCAA Division I athletics status and provided administrative leadership to the men's basketball program successfully negotiating a facility lease of the 17,000-seat Key Arena and a local radio contract with an ESPN broadcast affiliate.

Her first athletics administrative position was at Alma (Mich.) College in 1981 as the Director of Athletic Programs and Activities for an 18-sport intercollegiate program. She joined the University of California women's athletics staff in 1984 as an assistant athletics director.

Tuite then relocated to the NCAA office in the Kansas City area and served as an Assistant Director of Championships from 1989 to 1994. She assisted the organization's sport committees in the administration of the National Collegiate Championships program and coordinated the Association's corporate partner, merchandising, promotional, and official ball programs for NCAA championships.

She returned to a campus setting in 1994 as a senior associate athletics director at the University of Washington. Her duties included overseeing the process and appointment of new head coaches, directing day-to-day operations including fiscal responsibility and leadership opportunities for numerous sports, and initiating and implementing "keys to success" for priority Husky sports programs.

A two-sport student-athlete and graduate of Central Michigan University, she was inducted into the university's Athletics Hall of Fame in 1990 as just the third female inductee. Tuite played field hockey and was a star basketball player who majored in physical education. She earned her master's degree from her alma mater in athletic administration.

Tuite is a member of NACDA (National Association of College Directors of Athletics), NACWAA (National Association of Collegiate Women's Athletics Administrators) and the Women's Sports Foundation.

The native of Livonia, Mich., has two teenage sons, Michael and John.

Athletics Administration



Liz Jarnigan
Associate Athletics
Director/Senior Woman
Administrator



Lynn Meade
Associate Athletics
Director/
Compliance



Liz Jarnigan joined the San Jose State University staff in June 2008. Originally named the Director for Student-Athlete Success Services, she was promoted to Associate Athletics Director for Student Services in June 2009. In April 2010, Jarnigan added the responsibilities of Senior Woman Administrator.

Her current responsibilities include serving as sports supervisor for women's volleyball and softball and overseeing compliance, academics, student services, life skills, student-athlete advising and tutoring and the assignment of learning specialists.

Jarnigan came to San Jose State from the University of Tulsa. She was the Coordinator of Student Services (2001-06) and an Associate Athletics Director for Student Services (2007-08). In 2003 and 2004, she was honored locally with the Tulsa Area Girls and Women in Sports Role Model Award.

Her career in athletics administration began at Briar Cliff College where she was an Assistant Athletics Director (1994-96) and Interim Director of Athletics (1996).

The 1987 graduate cum laude of St. Olaf College was a four-year letterwinner in volleyball. She received her master's degree in athletic administration from Fort Hays State University in 1988.

Jarnigan has high school and college teaching and coaching experiences in Minnesota, Iowa and Kansas. She was the women's volleyball head coach at Bethel College (1989-94), Briar Cliff College (1994-96) and Carleton College (1996-99). Her 1992 Bethel College was a conference champion and she was named the conference Coach of the Year for the team's accomplishment.

One half of a coaching family, her husband, Jeff Jarnigan, is a professional football coach. In 2011, he was the defensive coordinator for the San Jose SaberCats of the Arena Football League.

The Jarnigans are the parents of three children, Mary, Jack and Emily. They reside in Los Gatos, Calif.

Lynn Meade was named the Assistant Athletics Director for Compliance at San Jose State University in September 2009. She was promoted to her present position earlier this year.

Meade joined the Spartans' administrative team after serving as the Director of Compliance at the University of Texas-El Paso from 2004 to 2009.

She began her athletics administration career in 2003 working for the Rocky Mountain Athletic Conference and Metropolitan State College. In addition, Meade was the Compliance Services Intern for the Western Athletic Conference during the 2003-04 academic year.

The 1995 cum laude graduate of Hartwick College in Oneonta, N.Y., majored in anthropology and was a member of the women's soccer team. Meade earned her J.D. from the University of Denver in 2004.

She holds membership in the National Association of Collegiate Women Athletic Administrators (NACWAA) and the National Association for Athletics Compliance (NAAC).

San Jose State Fight Song

(performed after a victory in front of the Spartan fans)

Fight on for dear old San Jose State
Fight on for victory!

We are with you in every way
No matter what the price may be!

Onward for Sparta noble and true
Fight hard in everything you do!

And so we'll Fight! (RAH!) Win! (RAH!)
March onward down the field and we will win the day!

San Jose State Alma Mater - Hail, Spartans, Hail!

(performed only at Homecoming)

Hail, Spartans, Hail!
Hail, Gold, Blue and White!

We pledge our hearts and hands
to keep thy colors ever bright.

Forward we go!
We will not fail!

Sing to our Alma Mater,
Hail, Hail, Hail!



Athletics Administration

David Sabolcik
Associate Athletics
Director/
Development



Matt Witty
Associate Athletics
Director/
Business & Finance



David Sabolcik was appointed Associate Athletics Director for Development/Executive Director of the Spartan Foundation in August 2011. He also is the sports supervisor for the women's softball.

Sabolcik joins San Jose State after 10 years at the University of New Mexico where he was an Assistant Athletics Director for Development, Director of Annual Giving and the Executive Director of the University of New Mexico Lobo Club. During his tenure, membership in the Lobo Club grew 60 percent to more than 4,000 members, annual cash pledges reached an all-time high of \$3.1-million, total pledges exceeded \$11.5-million. The department's courtesy car program involved 18 local car dealerships and a 47-vehicle fleet and the major gifts prospect list consisted of approximately 50 viable participants.

The 1998 Slippery Rock University graduate began his professional fund-raising career at John Carroll University as the Director of Sports Marketing. In 2000, he joined Minnesota State University Moorhead as the Athletic Fundraising and Promotions Coordinator. There, he coordinated and managed annual giving and the major gifts and planned giving programs.

The Pittsburgh, Pa., native was a three-time Pennsylvania State Athletic Conference (PSAC) Scholar-Athlete, a 1997 GTE/CoSIDA second-team Academic All-America and the 1997-98 PSAC Male Scholar-Athlete of the Year as a Slippery Rock University football player.

Matt Witty is the Associate Athletics Director for Business and Finance. He assumed his current position in July 2010 and is the sports supervisor for men's and women's soccer and oversees equipment services.

Witty first joined the Spartans in 2001 as a business office employee. He was the Assistant Ticket Manager from June 2002 until April 2004. After working at Marshall University and the University of Wisconsin in ticket operations, he returned to San Jose State in 2005 as the Assistant Director of Ticket Operations.

In June 2006, Witty accepted the position of Athletics Business Manager. He was promoted to Assistant Athletics Director for Business and Finance in July 2008.

The 2001 Ball State University graduate also has a master's degree in sports marketing from Marshall University. He is a member of College Athletic Business Management Association (CABMA), Collegiate Event and Facility Management Association (CEFMA) and the National Association of Collegiate Directors of Athletics (NACDA).

He, his wife, Kathy, and daughter, Claire, reside in Campbell, Calif.

Athletics Administration



Michael Beaubien
Assistant Athletics
Director/
Marketing &
Multi-Media Services



Darren Coelho
Assistant Athletics
Director/
Ticket Operations



Michael Beaubien, an administrator in the San Jose State Athletics Department since 2007, is the Assistant Athletics Director for Marketing and Multi-Media Services. His duties include serving as Webmaster for www.sjsuspartans.com, overseeing school spirit activities, and enhancing the spectator's experience at San Jose State home events.

The 2001 University of Arizona graduate majored in political science. He began his professional career at Columbia University in 2002 as the Director of Intramural Sports. Beaubien's first position in intercollegiate athletics was as the Assistant Athletics Director of Ticket operations and Promotions at Columbia.

Before joining the San Jose State athletics staff, Beaubien worked for J.P. Morgan Chase as a personal banker.

He is a member of the National Association of Collegiate Marketing Administrators (NACMA).

Beaubien, and his wife, Johanna, reside in Sunnyvale, Calif.

Darren Coelho, a San Jose State University athletics staff member since 2001 is the Assistant Athletics Director for Ticket Operations. He also serves as the sports supervisor for the Spartans' men's and women's cross country programs.

Coelho joined the Spartans originally as the Athletics Ticket Manager. In 2005, he was named Director of Ticket Operations. He was promoted to an Assistant Athletics Director in 2008. At San Jose State, he also served as the ticket manager for the 2001 through 2004 Silicon Valley Football Classic bowl games and the 2007 and 2010 NCAA Division I Men's Basketball Championship games played in San Jose, Calif.

Coelho's experience in ticketing dates back to 1997 when he was named Ticket Manager for the San Jose SaberCats of the Arena Football League.

The 1996 San Jose State University graduate majored in public relations. He is a member of the board of directors of the Bay Area Professional Ticketing Association and serves on two boards for the International Ticketing Association (INTIX).

Coelho and his wife, Shannon, are the parents of twins, Jackson and Madison, and reside in Livermore, Calif.

Mike Chisholm
Assistant Athletics
Director/
Development



Mike Chisholm was named San Jose State University's Assistant Athletics Director for Development in 2011 after serving 11 seasons as the play-by-play radio voice for the Spartan football and men's basketball.

Chisholm first joined San Jose State in 2000 as the department's first Director of Broadcasting and Sales. In 2003, he was promoted to Assistant Athletics Director for Broadcasting. His duties also included hosting the weekly football coach's shows, serving as producer and managing all aspects of the Spartan Radio Network.

The 1987 University of Wyoming graduate was the play-by-play voice for Texas A&M-Corpus Christi and worked for KEYS Radio (1440 AM, Corpus Christi) prior to moving to San Jose.

During his noteworthy broadcast career, The Wyoming Association of Broadcasters, the National Sportscasters and Sportswriters Association and the Associated Press Wyoming bureau honored him for his work in play-by-play broadcasting.

Chisholm, his wife, Lydia, and daughter, Kari, live in San Jose.



Athletics Staff & Head Coaches



MARWA ABBAS
*Student Success
Services*



GINA
ARCHIMEDE
*Student Success
Services*



MICHAEL
BEAUBIEN
*Assistant Athletics
Director/
Marketing*



SHAWNA
BRYANT
Athletic Training



DR. BILL
CAMPSEY
*NCAA Faculty
Representative*



DR. ANDRE
CHEVALIER
Team Physician



BEN COBIAN
*Strength &
Conditioning*



WENDY DUNN
*Director of
Compliance*



ASHER FALATIC
Athletic Training



DAVE FORMAN
*Strength &
Conditioning*



MATT
GOUDREAU
Events & Facilities



DR. DAN
HABER
Team Physician



DAN
HACKETT
*Promotions &
Fan Experience*



MATT HARPER
*IMG College
Ticket Solutions
General Manager*



DR. MICHAEL
HENEHAN
Team Physician



KEVIN HENLEY
*IMG College
Ticket Solutions
Account Executive*



SANDI HILL
*Eligibility
Coordinator*



CHRIS HOLDER
*Director of
Strength &
Conditioning*



HISASHI IMURA
Athletic Training



KELVIN LAM
Cheerleading



MIKE LANE
Equipment



PAUL
LEUNG
*Business
Operations*



LEILANI
LLANTERO
Events & Facilities



PAUL-WAYNE
MAHLOW
Athletic Training



MATT MILLER
*Business
Operations*



PAULA
MINKLEIN
*Spartan
Foundation*



ANH-DAO
NGUYEN-
CHURCH
*Olympic Sports
Operations*



DR. ROBERT
NISHIME
Team Physician

Athletics Staff & Head Coaches



DOUG OSUMI
Video Coordinator



JOHN RALSTON
Special Assistant



TIM RICE
Development &
Stewardship
Coordinator



MARK RIVERA
Media Relations



ERIC SABIN
Equipment



SCOTT SHAW
Director of Sports
Medicine



MATT SIERT
IMG College
Ticket Solutions
Account Executive



JULIE STANSBERRY
Project
Coordinator



NICK STERKEL
Compliance



RICHARD STERN
Sports Information



AMY VILLA
Sports Information



JUSTIN WEAVER
Equipment
Manager



DANIEL YBARRA
Sodexo



AUGIE ARGABRIGHT
Men's & Women's
Cross Country
Head Coach



OSCAR CRESPO
Women's
Volleyball
Head Coach



JOHN DORMANN
Women's Golf
Head Coach



SAGE HOPKINS
Women's
Swimming &
Diving
Head Coach



JOHN KENNADAY
Men's Golf
Head Coach



TIM La KOSE
Women's
Basketball
Head Coach



JEFF LEIGHTMAN
Women's Soccer
Head Coach



MIKE MacINTYRE
Football
Head Coach



SYLVAIN MALROUX
Women's Tennis
Head Coach



GEORGE NESSMAN
Men's Basketball
Head Coach



SAM PIRARO
Baseball
Head Coach



GARY ST. CLAIR
Men's Soccer
Head Coach



LOU TULLY
Women's Water
Polo
Head Coach



PETER TURNER
Softball
Head Coach



WAYNE WRIGHT
Women's
Gymnastics
Head Coach



Contact Directory (Area Code is 408)

University Administration

Mohammad Qayoumi, President 924-1177
 Dr. Bill Campsey, NCAA faculty representative
 (campsey_b@cob.sjsu.edu) 924-3428

Athletics Administration

Tom Bowen, director of athletics 924-1200
 Linda Ozaki, administrative assistant
 (linda.ozaki@sjsu.edu) 924-1233
 John Poch, senior associate athletics director/deputy director
 of athletics (john.poch@sjsu.edu) 924-1739
 Marie Tuite, senior associate athletics director/
 chief operating officer (marie.tuite@sjsu.edu) ... 924-1730
 Liz Jarnigan, associate athletics director/student services/
 senior woman administrator (elizabeth.jarnigan@sjsu.edu)
 924-2462
 Lynn Meade, associate athletics director/compliance
 (lynn.meade@sjsu.edu) 924-1514
 David Sabolcik, associate athletics director/development
 (lynn.meade@sjsu.edu) 924-3300
 Matt Witty, associate athletics director/business operations
 (matt.witty@sjsu.edu) 924-1312
 Michael Beaubien, assistant athletics director/marketing &
 multi-media services 924-1697
 Mike Chisholm, assistant athletics director/broadcasting
 (mike.chisholm@sjsu.edu) 924-1244
 Darren Coelho, assistant athletics director/ticket operations
 (darren.coelho@sjsu.edu) 924-SJTX

Administrative Support Staff

Tod Bannister, director of development 924-1139
 Wendy Dunn, director of compliance 924-1349
 Matt Goudreau, events & facilities coordinator 924-1215
 Dan Hackett, promotions & fan experience coordinator . 924-1596
 Doug Kelley, maintenance mechanic 924-1729
 Mike Lane, equipment manager 924-1258
 Matt Miller, business operations 924-1462
 Paula Minklein, senior associate A.D. admin. asst. ... 924-1218
 Anh-Dao Nguyen-Church, Olympic sports operations 924-1327
 Tim Rice, development & stewardship coordinator ... 924-1720
 Eric Sabin, business operations 924-1745
 Julie Stansberry, student services coordinator 924-1201
 Nick Sterkel, assistant director of compliance 924-1198
 Justin Weaver, equipment manager 924-1259

Media Relations (FAX - 924-1291)

Lawrence Fan, director (lawrence.fan@sjsu.edu) 924-1217
 Fan's cell phone 768-3424
 Amy Villa, associate director (amy.villa@sjsu.edu) ... 924-1216
 Richard Stern, assistant director
 (richard.stern@sjsu.edu) 924-1208
 Mark Rivera, communications assistant
 (mark.rivera@sjsu.edu) 924-1211
 Dominic Urrutia, student assistant
 (dominic.urrutia@sjsu.edu) 924-1217

Spartan Sports Properties

Steve Borland (sborland@spartansportsproperties.com)
 924-2790
 Patrick Purcell-Jones
 (ppurcelljones@spartansportsproperties.com) 924-2791

Sports Medicine/Medical Staff

Scott Shaw, director of sports medicine 924-1297
 Shawna Bryant, assistant athletic trainer 924-1263
 Hisashi Imura, assistant athletic trainer 924-1256
 Paul-Wayne Mahlow, assistant athletic trainer 924-1470
 Dr. Michael Henehan, team physician 995-5453
 Dr. Dan Haber, team physician 297-3484
 Dr. Robert Nishime, team physician 293-5807
 Dr. Andre Chevalier, team physician 241-8326

Strength & Conditioning

Chris Holder, director 924-1304
 Dave Forman, football strength & conditioning 924-1392
 Ben Cobian, assistant coach 924-1210

Student Success Services

Liz Jarnigan, director 924-2462
 Sandi Hill, academic eligibility coordinator 924-2040
 Marwa Abbas, academic advisor 924-1378
 Gina Archimede, academic advisor 924-1578
 Jose Macias, academic adviser 924-2461
 Nick Mazur, learning specialist 924-1378

Spartan Ticket Office (Toll Free - 1-877-SJSUTIX)

Darren Coelho, assistant athletics director/ticket operations
 (darren.coelho@sjsu.edu) 924-SJTX

IMG Ticket Operations

Matt Harper, general manager
 (matt.harper@imgworld.com) 924-1238
 Matt Siert, account executive 924-1246
 Kevin Henley, account executive 924-1245

Men's Basketball Office (FAX - 924-1694)

George Nessman, head coach 924-1232
 (george.nessman@sjsu.edu)
 Brent Davis, assistant coach 924-1222
 (brent.davis@sjsu.edu)
 Talvin Hester, assistant coach 924-1316
 (talvin.hester@sjsu.edu)
 Donald Williams, assistant coach 924-1221
 (donald.williams@sjsu.edu)
 Durwood McCoy, director of men's basketball 924-1223
 operations (durwood.mccoy@sjsu.edu)

Head Coaches

Augie Argrabright (17th season), cross country 924-1465
 Oscar Crespo (5th year), women's volleyball 924-1242
 Tim La Kose (1st year), women's basketball 924-1241
 John Dormann (7th year), women's golf 924-1250
 Sage Hopkins (7th year), women's swimming 924-1225
 John Kennaday (7th year), men's golf 924-1251
 Mike MacIntyre (2nd year), football 924-1266
 George Nessman (7th year), men's basketball 924-1232
 Sylvain Malroux (1st year), women's tennis 924-1327
 Sam Piraro (25th year), baseball 924-1255
 Jeff Leightman (4th year), women's soccer 924-1718
 Gary St. Clair (22nd year), men's soccer 924-1261
 Lou Tully (16th year), women's water polo 924-1523
 Peter Turner (6th year), softball 924-1253
 Wayne Wright (11th year), women's gymnastics 924-1390

Student-Athlete Success



Today's Spartan student-athlete has more opportunities to succeed academically than ever before. Located in the Simpkins Stadium Center, the Scott Gadway Academic Center was dedicated in January 2003. Here, student-athletes have a place to study, work with tutors, utilize computers, seek academic advice and achieve their academic goals.

The Scott Gadway Academic Center is a gift from alums Stan and Marilyn Gadway, to honor their late son, Scott, a 1991 San Jose State graduate who majored in aeronautics. He died in a 1996 skydiving accident.

The facility's spirit is echoed at its entrance:

"May all students who use this room share Scott's love and lust for life and his desire to be the very best that one could be in every pursuit."

San Jose State Scholar-Athletes

- 2011 - Wil Carter, Billy Dick, Justin Graham, Keith Shamburger, Garrett Ton
- 2010 - Mac Peterson, Garrett Ton
- 2009 - Garrett Ton
- 2008 - Lance Holloway, Mac Peterson, Garrett Ton
- 2007 - Lance Holloway, Darren Lee
- 2006 - Eric Bloom, Alex Elam, Lance Holloway, Nick Kovacevich, Darren Lee, Kenny Smith
- 2004 - Eric Bloom, Kenny Smith
- 2003 - Kareem Guilbeaux, Lance Holloway, Brett Lilly, Michael McFadden
- 2001 - Billy Landram
- 2000 - Ben Collins, Billy Landram, Brett Lilly
- 1999 - Brad Kennett, Maik Mertens
- 1998 - Brad Kennett, Reggie Cooks, Eric Griffin, Shawn McCullough
- 1997 - Graeme Anstey, Kamal Moummad
- 1995 - LaRon Campbell-Hall, Brad McKnight, Brad Quinet
- 1994 - Ross Miller
- 1992 - Jason Allen, Dan Ervin
- 1991 - Jason Allen, Chad Higginbotham, Jeff Novitzky

Academic all-conference selections

(1996-present – Western Athletic Conference)



Brad Kennett, F
1999



Billy Landram, F
2001



Brett Lilly, F
2003 & 2004




Eric Bloom, G
2005



Tyree Gardner, G
2006



Kenny Smith, F
2006



Lance Holloway, F
2007, 2008




Mac Peterson, G
2010



Wil Carter, F
2011



Keith Shamburger, G
2011



Garrett Ton, F
2011

San Jose State University Undergraduate Academic Programs

BACHELOR OF ARTS

- Afro-American Studies
- Anthropology
- Art
- Behavioral Science
- Biological Science
- Chemistry
- Child Development
- Chinese
- Communication Studies
- Creative Arts
- Dance
- Earth Science
- Economics
- English
- French
- Geography
- German
- Global Studies
- History

Humanities

- Industrial Arts
- Japanese
- Liberal Studies
- Life Science
- Linguistics
- Mathematics
- Music
- Natural Science
- Philosophy
- Physics
- Political Science
- Psychology
- Radio–Television–Film
- Religious Studies
- Social Science
- Social Work
- Sociology
- Spanish
- Special Major

Theatre Arts

BACHELOR OF SCIENCE

- Advertising
- Applied Mathematics
- Aviation
- Biological Science
- Business Administration
- Accounting
- Entrepreneurship
- Finance
- Human Resources
- International Business
- Management
- Information Systems
- Marketing
- Chemical Engineering
- Chemistry
- Civil Engineering

Computer Engineering

- Computer Science
- Criminal Justice
- Administration
- Economics
- Electrical Engineering
- Engineering
- Environmental Studies
- Geology
- Graphic Design
- Health Science
- Hospitality
- Management
- Industrial Design
- Industrial & Systems Engineering
- Industrial Technology
- Interior Design
- Journalism
- Justice Studies

Kinesiology

- Materials Engineering
- Mechanical Engineering
- Meteorology
- Nursing
- Nutritional Science
- Occupational Therapy
- Physics
- Psychology
- Public Relations
- Recreation
- Software Engineering
- Special Major

BACHELOR OF MUSIC

BACHELOR OF FINE ARTS IN ART



Culture of Champions

- 7 Olympic Games gold medal winners
- 10 NCAA team championships – most by any current Western Athletic Conference school
- 50 NCAA Division I individual champions – most by any current Western Athletic Conference school
- In the last six years, the San Jose State University baseball, women’s golf, women’s gymnastics, men’s soccer and football teams have competed in NCAA Championship action.
- A winning record in post-season football bowl games including a victory in the 2006 New Mexico Bowl.

- The 2000 San Jose State University baseball team advanced to the College World Series.
- In the last five years, the San Jose State women’s water polo, men’s soccer, women’s golf and baseball teams were nationally-ranked in the top-20.
- National team members in the sports of football, softball, women’s volleyball and water polo.
- Current head coaches from the sports of men’s soccer, baseball, women’s gymnastics, women’s soccer and women’s golf have been named the conference Coach of the Year.



San Jose State participated in the 2000 College World Series.



In 2007, Dwight Lowery (left) was a first-team All-America cornerback. In 2008, Jarron Gilbert (right) was the Football Bowl Subdivision (FBS) national leader in tackles for loss.



Olivier Saint-Jean became Tariq Abdul-Wahad in 1997. The former first-round draft choice played eight seasons in the NBA.



Kevin Frandsen has five years of Major League Baseball experience.



Juli Inkster is one of two Spartans in the LPGA Hall of Fame.



Lee Evans set a world and Olympic Games record winning the 400-meter dash at the 1968 Olympics.



Tommie Smith (center) and John Carlos (right) are on the victory stand following Smith’s world and gold medal record-setting performance at the 1968 Olympics Games in Mexico City.



Peter Ueberroth was commissioner of Major League Baseball from 1984 through 1989. He was the President of the Los Angeles Olympic Organizing Committee that ran the 1984 Summer Olympics.

Culture of Champions



The late-Bill Walsh coached the San Francisco 49ers to three Super Bowl victories in 10 seasons and is a member of the Pro Football Hall of Fame.



Patty Sheehan is a member of the LPGA Hall of Fame.



Joe Nedney played 16 seasons in the NFL. His 1,113 regular-season points are the most scored by a Spartan.



Two-time All-American Arron Oberholser won the 2006 AT&T Pebble Beach Pro-Am and is one of the PGA Tour's top money winners.

C.J. Brown (right) played on the U.S. National men's soccer team from 1998 through 2003. In 2011, he completed his 14th MLS season and is the all-time leader in games played for the Chicago Fire.



Ken Venturi was the 1964 U.S. Open men's golf champion and Sports Illustrated's "Man of the Year."



Dick Vermeil is the only football head coach with wins in a Rose Bowl and a Super Bowl.

Spartan Alums Active in Selected Professional Sports

Major League Baseball (MLB)
Kevin Frandsen, IF, Philadelphia Phillies

Gary Hughes, scouting department,
Boston Red Sox

National Football League (NFL)
Justin Cole, LB, St. Louis Rams
Rashied Davis, WR, Detroit Lions
Jarron Gilbert, DL, Buffalo Bills
James Jones, WR, Green Bay Packers
Dwight Lowery, CB, Jacksonville Jaguars
Christopher Owens, CB, Atlanta Falcons

Gill Byrd, Assistant Coach, Chicago Bears
Al Saunders, Assistant Coach,
Oakland Raiders
James Saxon, Assistant Coach,
Kansas City Chiefs

Men's Golf
Arron Oberholser (PGA Tour)
Mark Wiebe (Champions Tour)

Women's Golf (LPGA)
Dina Ammaccapane
Pat Hurst
Juli Inkster
Janice Moodie

Major League Soccer (MLS)
C.J. Brown, Chicago Fire



Strength & Conditioning

The Koret Athletic Training Center

The Koret Athletic Training Center, opened in November 2001, is a state-of-the-art facility that encompasses over 10,000 square-feet of training space and is located adjacent to Spartan Stadium, the athletic locker rooms and the football practice field.

The Koret Athletic Training Center also contains a 1,000-square-foot rehabilitation and training room that services physical therapy and sports-specific rehabilitation. The facility enables the sports medicine staff of athletic trainers, doctors, and physical therapists to provide the best possible care to help prevent and rehabilitate injuries.

“Our Philosophy”

- We teach a hands-on approach where the student-athlete is expected to develop a comprehensive understanding of not only the How’s, but also the Why’s of our program.
- We teach correct movement patterns to optimize efficiency and performance.
- Our program design is centered on ground-based, free weight, multi-joint movements that will transfer to the playing field and keep our student-athletes out of our sports medicine facility.
- Our primary concern is the development of speed in all our sports.
- We develop speed and flexibility through strength.
- Our speed program consists of functional and straight-line speed training. Functional means acceleration, deceleration and change-of-direction work.
- We train through an entire range-of-motion in all lifts to enhance active flexibility, develop strength to prevent injury, and unlock joints with mobility issues.
- Olympic-based movements are utilized for speed of movement, active flexibility and dynamic stability.
- Squats and deadlifts have a permanent home in our program for developing hip strength and back stability. Single-leg variations are used to fix strength imbalance and lateral deficits.



“The Koret Athletic Training Center is one of the ‘crown jewels’ of the San Jose State University athletics program. The sheer size of the facility stops you in your tracks. We have everything a strength and conditioning program could conceivably need at our fingertips. Our student-athletes and coaches are truly blessed to have such a beautiful facility.” – Chris Holder, San Jose State director of strength & conditioning

Jeff Garcia Hall of Champions



The Jeff Garcia Hall of Champions is the latest addition to the San Jose State Athletics Department. Located in the Koret Athletic Training Center, this interactive display features great athletes, great teams, great event and moments in San Jose State Athletics history. Former Spartan athletes that became famous after graduation, great donors, great coaches and administrators are on display. A larger-than-life sized Spartan mascot is located outside the Hall of Champions. Also displayed in The Jeff Garcia Hall of Champions is the San Jose State Sports Hall of Fame which includes over 300 former players and coaches.



The Jeff Garcia Hall of Champions is located inside the Koret Athletic Training Center.



Jeff Garcia played his 17th season as a pro in 2010.

"I am excited to be able to give something of this magnitude back to San Jose State University," Garcia said in 2001. "They have been such an integral part in my life. I am just happy to be at a point in life that I can do something like this....My family and I are proud to create this legacy that will always serve as a reminder of how much San Jose State means to me."

"San Jose State has been a stepping stone that has provided me an education, a degree and of course, the tools I needed to be successful in the NFL." – Jeff Garcia

Garcia was a quarterback on the 1991, 1992 and 1993 San Jose State teams. As a sophomore, he was third nationally in passing efficiency. He led San Jose State to its first win in school history over a Big Ten Conference team, the University of Minnesota, and went on to receive honorable mention All-America recognition in 1992. The school record holder for total offense with 7,274 yards was named the Outstanding Offensive Player at the 1994 East-West Shrine All-Star Game in Palo Alto, Calif.

Professionally, he played five seasons (1994-1998) for the Calgary Stampeders of the Canadian Football League, was a four-time all-star and led the team to the 1998 Grey Cup championship. Garcia joined the San Francisco 49ers in 1999 and took the team to playoff appearances in 2001 and 2002. He continued his NFL career with the Cleveland Browns (2004), Detroit Lions (2005), Philadelphia Eagles (2006, 2009), the Tampa Bay Buccaneers (2007-08), and the Houston Texans (2011). Garcia earned his undergraduate degree as a business administration major from San Jose State University through the National Football League's Continuing Education Program.



An interactive display features Spartan highlights.



San Jose State's 10 NCAA team championships are featured in one display.



Neil Parry's inspirational story can be seen in the Jeff Garcia Hall of Champions.



The Hall of Fame has more than 350 inductees.



Athletics Facilities



The San Jose State University women's volleyball and women's gymnastics teams compete in the recently renovated Spartan Gym located on the main campus. Every seat places the spectator on top of the action.



Muni Stadium (top) and Blethen Field (below) are the two homes of the San Jose State baseball team. The facilities are across the street from one another and a short walk from Spartan Stadium.




Spartan Stadium also serves as the home for the San Jose State University men's and women's soccer teams. The stadium has been the site of the NCAA Women's College Cup and Women's World Cup soccer.



The men's and women's golf teams play at outstanding courses within a 30-mile radius.

Athletics Facilities



The football offices, team meeting rooms, Student Success Services personnel and Scott Gadway Academic Center are in the Simpkins Stadium Center, which is located between Spartan Stadium and the Koret Athletic Training Center.



Spartan Stadium is the home of the San Jose State University football team.



The San Jose State Softball Field is an on-campus facility located across the street from Spartan Stadium. Barbeques behind the outfield fence are a very popular activity.



The San Jose State University women's water polo team competes at the Aquatics Center located on the main campus.



The Division of Intercollegiate Athletics is housed in the Alan B. Simpkins Intercollegiate Athletics Administration Building. The street address is 1393 S. 7th Street, next to the corner of 7th and Alma.



The Aquatics Center, across the street from The Event Center, is the home of the women's swimming and diving team. There is plenty of pool area for recreational swimming.



Notes to the Media

Credential Requests: Press table, photo, and scouting credential requests should be directed to: Lawrence Fan, Athletics Media Relations Director. Credentials are limited to working press filing game stories, accredited representatives of the media and personnel assigned by San Jose State University.

Directions to The Event Center: Walt McPherson Court in The Event Center is located on the corner of Seventh and San Carlos streets. Easiest freeway access is Interstate 280. Take the Seventh street exit and follow the signs to San Jose State University.

Media Parking: Parking is available at the San Jose State University Seventh Street garage. Arrive at least an hour before tipoff to avoid congestion. The garage parking fee is \$8.00.

Television crew members involved with play-by-play telecasts should park the production truck at the Center's loading dock a minimum of five hours before tipoff. Play-by-play television contractual arrangements must be made with the sports information office in advance.

Telephones: For commercial radio stations, ISDN and/or regular dial lines are available at a courtside location. When placing a long-distance call from Walt McPherson Court, dial "7" and call "COLLECT."

Statistics & Services: Complete game statistics and play-by-play accounts will be distributed as soon as they become available. FAX service is available.

Photographers: The photography areas at The Event Center are limited to the baseline areas at each end of the floor. No standing during live-ball situations. Courtside work stations are available with advance notice.

Strobe lights: Photographers interested in using strobe lights must secure joint permission from The Event Center and the sports information office. Photographers are not allowed in the catwalks above the court during the game.

Scouts: Passes are issued to scouts in accordance with conference and NCAA guidelines. Advance notice is appreciated.

Press Room Food Service: Typically, soft drinks and light foods are available in the media work room kitchen. Media members can purchase solid food from one of The Event Center's concession stands located on the mezzanine level.

Websites: The official San Jose State University athletics' website address is www.sjsuspartans.com. Player and coaches' biographies, game stories, box scores and current statistics are available on www.sjsuspartans.com.

Western Athletic Conference information is available at www.wacsports.com.

NCAA statistics and statistical rankings are available at <http://www.ncaa.com/sports/m-baskbl/stats/ncaa-m-baskbl-stats-index.html>.

Weekday Telephone Interviews: Players and coaches are available for telephone interviews with out-of-town media. Requests should be made at least one day in advance.

Wired Internet Access: Free wired internet access is available to the broadcast and print media at courtside and in the media work room.

Wireless Internet Access: Free wireless internet access is available to the broadcast and print media at courtside and in the media work room.



LAWRENCE FAN
Director



AMY VILLA
Associate Director



RICHARD STERN
Assistant Director



MARK RIVERA
Media Relations Assistant



JUSTIN ALLEGRI
Graduate Assistant



DOMINIC URRUTIA
Student Assistant

Media Directory



NEWSPAPERS

San José Mercury News/Bay Area News Group, 750 Ridder Park Dr., San José, CA 95190. (408) 920-5830, (408) 920-5244 (FAX). www.mercurynews.com. Mark Purdy, Tim Kawakami, Monte Poole (Columnists), Jon Wilner, Jeff Faraudo, Elliott Almond, Mark Emmons (college beat).

San Francisco Chronicle, 901 Mission St., San Francisco, CA 94103. (415) 777-7201, (415) 543-3754 (FAX). www.sfgate.com. John Crumppacker, Tom Fitzgerald, Steve Kroner (college beat).

Spartan Daily, San José State University, San José, CA 95192. (408) 924-3280, (408) 924-3237 (FAX). www.thespartandaily.com.

RADIO

KLIV-AM (Co-flagship), P.O. Box 995, San Jose, CA 95109. (408) 293-8030. www.kliv.com.

KCBS-AM, 865 Battery Street, San Francisco, CA 94111. (415) 765-4062, (415) 765-4080 (FAX). www.kcbs.com. Hal Ramey (Sports director), Steve Bitker, Dave Lewis.

KGO-AM, 900 Front St., San Francisco, CA 94111. (415) 954-8142, (415) 954-8686 (FAX). www.kgo.com. Rich Walcoff, Kevin Ratich.

KNBR 680-AM and 1050-AM, 55 Hawthorne St., 11th floor, San Francisco, CA 94111. (415) 995-6807, (415) 995-6835 (FAX). www.knbr.com. Ralph Barbieri, Rod Brooks, Eric Byrnes, Damon Bruce, Bob Fitzgerald, Larry Krueger, Brian Murphy, Gary Radnich, Tom Tolbert (weekday talk hosts).

KSJS-FM (Co-flagship), San José State University, San José, CA 95192. (408) 924-4548, (408) 924-4583 (FAX). www.ksjs.org.

TELEVISION

KRON-TV, 1101 Van Ness Ave., San Francisco, CA 94109. (415) 561-8981, (415) 561-8136 (FAX). www.kron.com. Gary Radnich (Sports director), Vernon Glenn.

KPIX-TV, 855 Battery St., San Francisco, CA 94111. (415) 765-8675, (415) 765-8973 (FAX). www.kpix.com. Dennis O'Donnell (Sports director), Kim Coyle.



KGO-TV, 900 Front St., San Francisco, CA 94111. (415) 954-7934, (415) 956-6402 (FAX). www.kgo.com. Larry Beil (sports director), Mike Shumann.

KTVU-TV, 2 Jack London Sq., Oakland, CA 94607. (510) 874-0254 or (510) 817-6840, (510) 451-2610 (FAX). www.ktvu.com. Mark Ibanez (Sports director), Joe Fonzi, Fred Inglis.

KSBW-TV, P.O. Box 81651, Salinas, CA 93912. (831) 424-1198, (831) 424-0124 (FAX). www.ksbw.com. Dennis Lehnen (Sports director).

Update TV, San José State University, San José, CA 95192. (408) 924-3250.

Comcast SportsNet Bay Area, 370 Third St., 2nd floor, San Francisco, CA 94107, (415) 615-4600. www.csnbayarea.com. Damon Andrews, Mindi Bach, Dave Benz, Kate Longworth, Scott Reiss, Jaymee Sire, John Henry Smith, Henry Wofford (Anchors & reporters).

NEWS SERVICES

Associated Press, 303 Second St., Suite 680N, San Francisco, CA 94107. (415) 495-1708, (415) 495-4967 (FAX). www.ap.org. Janie McCauley, Josh Dubow, Rick Eymer, Antonio Gonzalez.

2012 NCAA Division I Men's Basketball Championship

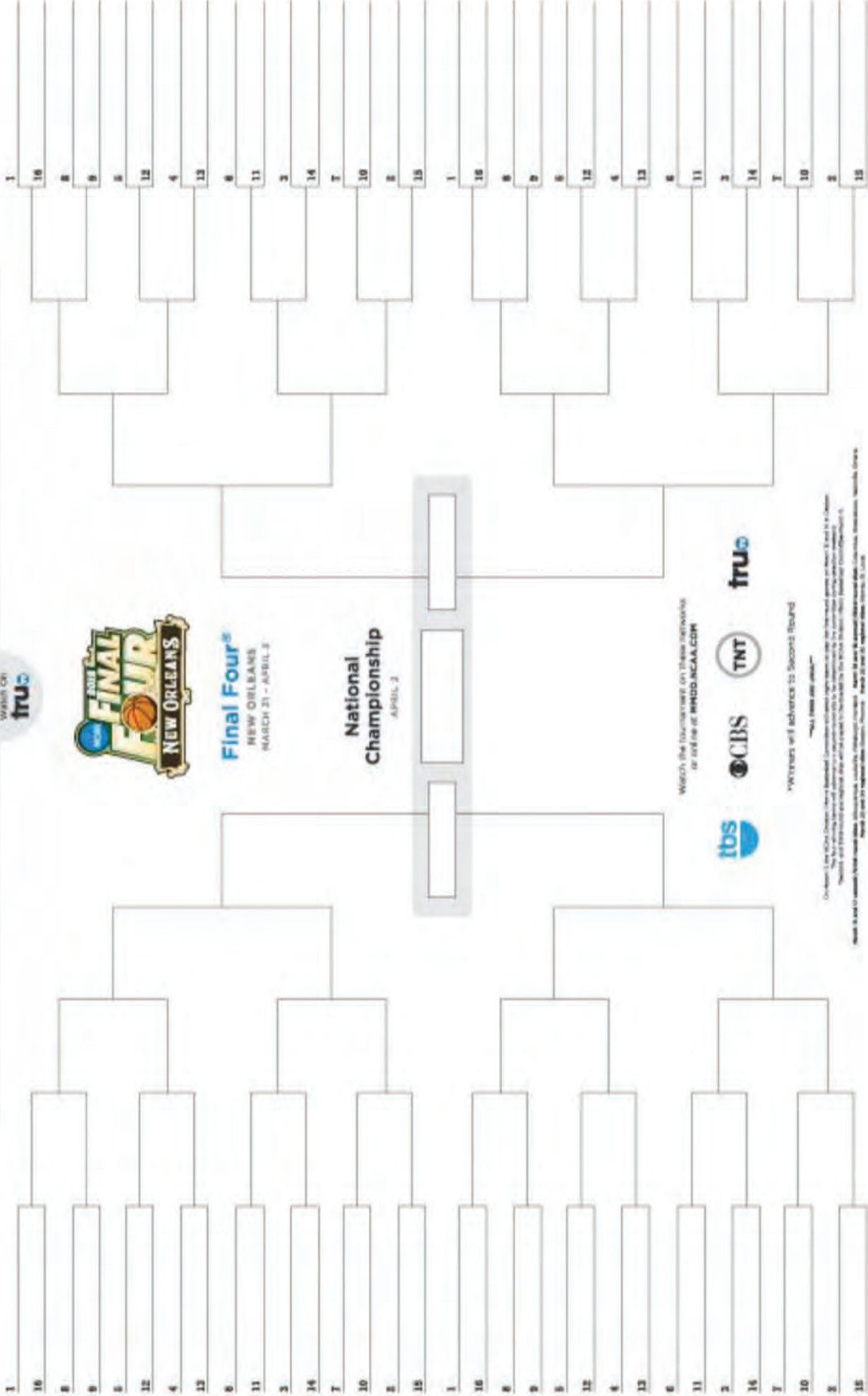
NCAA.com

Second Round MARCH 15-16 | Third Round MARCH 17-18 | Regional Semifinals MARCH 21-23 | Regional Finals MARCH 24-25 | National Semifinals MARCH 27 | First Round* MARCH 12-14
 National Semifinals MARCH 28 | Regional Semifinals MARCH 22-23 | Regional Finals MARCH 24-25 | National Semifinals MARCH 27 | First Round* MARCH 12-14

FILL OUT YOUR BRACKET
NATIONAL BASKETBALL DAY
MARCH 11

First Four

16 16
 16 16
 TBD TBD
 TBD TBD
 Watch On **truTV**



Watch the tournament on these networks
or visit us at NBAHD.NCAA.COM



*Winners will advance to Second Round

©2012 NCAA Division I Men's Basketball Championship. All rights reserved. NCAA and the NCAA logo are trademarks of the National Collegiate Athletic Association. The Final Four logo and Final Four are trademarks of the National Collegiate Athletic Association. All other marks are the property of their respective owners.

SAN JOSE STATE SPARTANS



Joe Henson



Chris Jones



Garrett Ton



Aalim Moor

SAN JOSE STATE 2011-12 SCHEDULE

November

THURS. 3	NOTRE DAME DE NAMUR+	EVENT CENTER	7:00 p.m.
Sat. 12	Cal Poly	San Luis Obispo, Calif.	2:00 p.m.
MON. 14	UC IRVINE	EVENT CENTER	7:00 p.m.
Wed. 16	USF	San Francisco, Calif.	7:00 p.m.
Sat. 19	Santa Clara	Santa Clara, Calif.	7:00 p.m.
TUES. 22	HOLY NAMES COLLEGE	EVENT CENTER	7:00 p.m.
MON. 28	MONTANA STATE	EVENT CENTER	7:00 p.m.
WED. 30	TEXAS SAN ANTONIO	EVENT CENTER	7:00 p.m.

December

Sat. 3	Weber State	Ogden, Utah	7:30 p.m.
Wed. 7	California	Berkeley, Calif.	7:30 p.m.
SAT. 10	CAL POLY	EVENT CENTER	7:00 p.m.
TUES. 20	UC DAVIS	EVENT CENTER	7:00 p.m.
Thurs. 22	UC Riverside	Riverside, Calif.	7:00 p.m.
Thurs. 29	Elgin Baylor Classic Coppin State	Seattle, Washington	6:00 p.m.
Fri. 30	Elgin Baylor Classic Seattle U.	Seattle, Washington	8:15 p.m.

January

Sat. 7	Hawai'i *	Honolulu, Hawai'i	7:05 p.m.
Thurs. 12	Nevada *	Reno, Nev.	7:00 p.m.
Sat. 14	Fresno State *	Fresno, Calif.	7:00 p.m.
THURS. 19	NEW MEXICO STATE *	EVENT CENTER	7:30 p.m.
SAT. 21	LOUISIANA TECH*	EVENT CENTER	6:00 p.m.
MON. 23	CAL STATE BAKERSFIELD	EVENT CENTER	7:00 p.m.
Thurs. 26	Idaho *	Moscow, Idaho	7:05 p.m.
Sat. 28	Utah State *	Logan, Utah	7:05 p.m.

February

SAT. 4	HAWAI'I *	EVENT CENTER	6:00 p.m.
THURS. 9	FRESNO STATE *	EVENT CENTER	7:00 p.m.
SAT. 11	NEVADA*	EVENT CENTER	7:00 p.m.
Sat. 18	ESPN Bracket Buster		
Thurs. 23	Louisiana Tech *	Ruston, La.	8:00 p.m.
Sat. 25	New Mexico State *	Las Cruces, N.M.	7:00 p.m.

Calvin Douglas •

March

THURS. 1	UTAH STATE *	EVENT CENTER	7:00 p.m.
SAT. 3	IDAHO *	EVENT CENTER	7:00 p.m.
Wed. 8-10	WAC Tournament	Las Vegas, Nevada	

+ Exhibition contest

* Western Athletic Conference game

www.sjsuspartans.com

WAC
WESTERN ATHLETIC CONFERENCE