

# 2010-11 BASKETBALL



**SAN JOSE STATE**

# 2010-11 SAN JOSE STATE SPARTANS

[WWW.SJSUSPARTANS.COM](http://WWW.SJSUSPARTANS.COM)



**SAN JOSE STATE**



**“Ubuntu”**  
*I am...*  
*because we Are.*

Ubuntu, pronounced /ùbùntù/ (oo-BOON-too), is an ethic or humanist philosophy focusing on people's allegiances and relations with each other. The word has its origin in the Bantu languages of southern Africa. Ubuntu is seen as a classical African concept and can translate to

*“I am, because we are.”*

# 2010-11 San Jose State Women's Basketball

## 2010-11 San Jose State University Women's Basketball Facts

<b>Location</b>	San Jose, California
<b>Enrollment</b>	29,200
<b>Nickname</b>	Spartans
<b>Colors</b>	Gold, White & Blue
<b>Conference</b>	Western Athletic Conference
<b>Interim President</b>	Don W. Kassing
<b>Director of Athletics</b>	Thomas Bowen
<b>Associate AD/SWA</b>	Liz Jarnigan
<b>Head Coach</b>	Pam DeCosta (Metropolitan State College, 1991)
<b>Record/Seasons at SJSU</b>	11-79/3 seasons
<b>Overall record/Seasons</b>	56-145/7 seasons
<b>Assistant Coach</b>	Brett Studley (Lynn, 2007)
<b>Assistant Coach</b>	Megan Osmer (Lynn, 2006)
<b>Assistant Coach</b>	Angela Gonzaga (Santa Clara, 2004)
<b>Women's Basketball Office Phone</b>	(408) 924-1241
<b>2009-10 Overall Record/WAC Record</b>	6-23, 2-14/9th
<b>Starters Returning/Lost</b>	3/2
<b>Letterwinners Returning/Lost</b>	7/5
<b>Sports Information Assistant/WBB Contact</b>	Brian Morandi
<b>Office Phone</b>	(408) 924-1211
<b>Cell Phone</b>	(970) 215-8003
<b>Email</b>	brian.morandi@sjsu.edu
<b>Associate SID/Secondary WBB Contact</b>	Amy Villa
<b>Office Phone</b>	(408) 924-1216
<b>Cell Phone</b>	(408) 421-8604
<b>FAX</b>	(408) 924-1291
<b>Email</b>	amy.villa@sjsu.edu
<b>SJSU Athletics Web Site</b>	www.sjsuspartans.com
<b>Home Court</b>	The Event Center (5,000)
<b>Press Row</b>	(408) 924-6470

### LETTERWINNERS RETURNING (6)

	POS	CL	PPG	RPG
SAYJA SUMLER	G	SR	7.7	4.4
MARNESHA HALL	F	SR	5.4	5.1
Britney Bradley	G	SR	4.3	2.0
PALAGI ATOE	F	SR	3.6	1.8
Dominique Hamilton	C	JR	1.8	2.1
Rachel Finnegan	G	SO	0.7	2.1

### REDSHIRT LETTERWINNERS RETURNING (1)

Monique Coble	G	SO	1.4	0.7
---------------	---	----	-----	-----

### LETTERWINNERS LOST (5)

CHASITY SHAVERS	G		15.1	4.2
Samantha Marez	F/C		9.2	4.0
SHAUNNA RIDGE	F		6.0	6.2
Ashley Brown	G		4.4	1.6
Aumornai Edinburgh	F		1.0	1.4

### 2009-10 STARTERS LISTED IN CAPITAL LETTERS

## Table of Contents

2010-11 Quick Facts	2
Radio/TV Roster	3
2010-11 Roster	4
2010-11 Outlook	5
Spartan Coaching Staff	6-11
2010-11 Spartan Player Biographies	14-46
Community Service	48-49
City of San Jose	50-51
San Jose State University	52
San Jose State University Success Stories	53
The Event Center	54-55
Koret Center	56-57
Campus Village	58
Don W. Kassing	59
Western Athletic Conference	60
2009-10 Statistics	64
2009-10 Results	65
2009-10 Game-By-Game	66
All-Time Roster	68-69
SJSU Sports Hall of Fame	70-71
Spartan Records	74-75
Top Single Game Performers	76
Career Records	78-80
1,000-Point Scorers	82-83
Single Season Records	84-86
Year-By-Year Records	88
Spartan Head Coaches	88
All-Time Series Results	89
Year-By-Year Scores	90-98
Athletics Administration	100-101
Media Information	102
Staff Directory	103

**Credits:** The 2010-11 San José State Women's Basketball Media Guide is a product of the San José State Sports Information Office. Writing: Brian Morandi & Amy Villa. Design & Layout: Brian Morandi, Amy Villa & Michael Beaubien. Team Portraits & Player Portraits: Terrell Lloyd. Special Photography: Vanessa Palafox. Action Photos: Terrell Lloyd. Printing: Prodigy Press.

San José State University does not discriminate on the basis of race, color, religion, national origin, sex, sexual orientation, marital status, pregnancy, age disability, disabled veterans or Vietnam status. This policy applies to all SJSU students, faculty and staff programs and activities. Questions regarding this policy should be directed to the Director of the Office of Equal Employment Opportunity/Affirmative Action, SJSU, San Jose, CA 95192, (408) 924-1115.

# Radio/TV Roster



**00**  
**Marisa Williams**  
 5-9, F, FR  
 San Francisco, Calif.



**2**  
**Britney Bradley**  
 5-9, G, SR  
 Newhall, Calif.



**3**  
**AJ Newton**  
 5-3, G, FR  
 San Jose, Calif.



**4**  
**Sayja Sumler**  
 5-9, G, SR  
 Oakland, Calif.



**5**  
**Sara Plavljanin**  
 5-9, G, JR  
 Zagreb, Croatia




**10**  
**Myesha Broaden**  
 6-2, C, JR  
 Pacoima, Calif.



**11**  
**Rachel Finnegan**  
 5-9, G, SO  
 Turlock, Calif.



**12**  
**Liz Johnson**  
 5-3, G, SO  
 Dublin, Calif.



**14**  
**Palagi Atoe**  
 5-9, G, SR  
 Windsor, Calif.



**15**  
**Monique Coble**  
 5-9, G, JR  
 Oceanside, Calif.



**21**  
**Marnesha Hall**  
 6-0, F, SR  
 San Diego, Calif.



**22**  
**Leonie Solia**  
 5-8, G, JR  
 San Jose, Calif.



**24**  
**Brittany Johnson**  
 5-10, F, JR  
 Tulsa, Okla.



**25**  
**Brea Matthews**  
 5-10, G, SO  
 San Diego, Calif.



**32**  
**Dominique Hamilton**  
 6-2, C, JR  
 Berkeley, Calif.



**33**  
**Brianna Ashley**  
 6-1, F, FR  
 Dublin, Calif.



**Pam DeCosta**  
 Head Coach

## Pronunciation Guide

Brianna Ashley . . . . .ber-EE-anna  
 Palagi Atoe . . . . .puh-LAH-gee AH-toy  
 Myesha Broaden . . . . .my-EE-sha BROD-in  
 . . . . .Broad like road  
 Monique Coble . . . . .COH-bull (long O)  
 Marnesha Hall . . . . .mar-NEE-shuh  
 Sara Plavljanin . . . . .PLAV-la-nin (J-silent)  
 Leonie Solia . . . . .lee-OH-nee sah-LEE-uh  
 Sayja Sumler . . . . .SAY-shuh Sumler

## 2010-11 San Jose State Roster

	NAME	POS	HT	CLASS	EXP	HOMETOWN/LAST SCHOOL
00	Marisa Williams	F	5-9	FR	HS	San Francisco, Calif./Saint Ignatius HS
2	Britney Bradley	G	5-9	SR	1V	Newhall, Calif./College of the Canyons
3	AJ Newton	G	5-3	FR	HS	San Jose, Calif./Valley Christian HS
4	Sayja Sumler	G	5-9	SR	3V	Oakland, Calif./Oakland Tech HS
5	Sara Plavljjanin	G	5-9	JR	JC	Zagreb, Croatia/Miles CC
10	Myesha Broaden	C	6-2	JR	1V	Pacoima, Calif./IMG Academies Pendleton School
11	Rachel Finnegan	G	5-9	SO	1V	Turlock, Calif./Turlock HS
12	Liz Johnson	G	5-3	SO	HS	Dublin, Calif./Dublin HS
14	Palagi Atoe	G	5-9	SR	1V	Windsor, Calif./Santa Rosa JC
15	Monique Coble	G	5-9	JR	1V	Oceanside, Calif./Vista HS
21	Marnesha Hall	F	6-0	SR	1V	San Diego, Calif./Chipola College
22	Leonie Solia	G	5-8	JR	JC	San Jose Calif./San Jose City College
24	Brittany Johnson	F	5-10	JR	JC	Tulsa, Okla./Independence College
25	Brea Matthews	G	5-10	SO	TR	San Diego, Calif./Idaho State University
32	Dominique Hamilton	C	6-2	JR	2V	Berkeley, Calif./Piedmont HS
33	Brianna Ashley	F	6-1	FR	HS	Dublin, Calif./Bishop O'Dowd HS

**Head Coach:** Pam DeCosta (Metropolitan State College, 1991/4th season)

**Assistant Coaches:** Brett Studley (Lynn, 2007/4th season)

Megan Osmer (Lynn, 2006/3rd season)

Angela Gonzaga (Santa Clara, 3rd season)

### ALPHABETICAL ROSTER

	NAME	POS	HT	CLASS	EXP	HOMETOWN/LAST SCHOOL
33	Brianna Ashley	F	6-1	FR	HS	Dublin, Calif./Bishop O'Dowd HS
14	Palagi Atoe	G	5-9	SR	1V	Windsor, Calif./Santa Rosa JC
2	Britney Bradley	G	5-9	SR	1V	Newhall, Calif./College of the Canyons
10	Myesha Broaden	C	6-2	JR	1V	Pacoima, Calif./IMG Academies Pendleton School
15	Monique Coble	G	5-9	JR	1V	Oceanside, Calif./Vista HS
11	Rachel Finnegan	G	5-9	SO	1V	Turlock, Calif./Turlock HS
21	Marnesha Hall	F	6-0	SR	1V	San Diego, Calif./Chipola College
32	Dominique Hamilton	C	6-2	JR	2V	Berkeley, Calif./Piedmont HS
24	Brittany Johnson	F	5-10	JR	JC	Tulsa, Okla./Independence College
12	Liz Johnson	G	5-3	SO	HS	Dublin, Calif./Dublin HS
25	Brea Matthews	G	5-10	SO	TR	San Diego, Calif./Idaho State University
3	AJ Newton	G	5-3	FR	HS	San Jose, Calif./Valley Christian HS
5	Sara Plavljjanin	G	5-9	JR	JC	Zagreb, Croatia/Miles CC
22	Leonie Solia	G	5-8	JR	JC	San Jose Calif./San Jose City College
4	Sayja Sumler	G	5-9	SR	3V	Oakland, Calif./Oakland Tech HS
00	Marisa Williams	F	5-9	FR	HS	San Francisco, Calif./Saint Ignatius HS

# 2010-11 Outlook

San Jose State has put in the effort and hard work needed to be the team head coach Pam DeCosta envisions, a group that plays with dedication and at a relentless pace, during practice and in competition. Coach DeCosta welcomes back a solid base for 2010-11 which features three starters and seven letterwinners. In addition, the Spartans welcome seven new faces who bring with them athleticism and an optimal work ethic.

"My staff and I are excited to coach this year's group of women," said DeCosta. "This will be the first year since I have been coach, where the players understand what it takes to be a Spartan."

"Our players started training last spring, dedicating themselves to step-up their intensity and improve in every aspect of their game," DeCosta pointed out. "I am very proud to see such commitment and we are really starting to see the results."

## SENIOR CLASS

Guard **Palagi Atoe** (3.6 ppg, 1.6 rpg) made an immediate impact on the perimeter last season in 24 games and 11 starts. She netted 37% beyond the arc, good for second on the team.

Guard **Britney Bradley** (4.3 ppg, 2.0 rpg) is capable of playing all positions on the floor. Bradley was 21-of-30 from the line and went 5-for-15 beyond the arc in 21 games of action last year.

"Britney is really starting to understand how good she can be," noted DeCosta. "She does things in practice and conditioning that make you shake your head. She has range and can score from three. I'm hoping she will develop and stay consistent to have a great senior season."

Forward **Marnesha Hall** (5.4 ppg, 5.1 rpg) is a consistent factor on the boards, appearing in all 29 games last season. Hall led the team with 147 rebounds among returning starters.

Guard **Sayja Sumler** (7.7 ppg, 4.4 rpg) is a vocal leader and a quality threat from the inside. Appearing in every game of her career (90), Sumler leads her squad in total minutes played (2,684) and is the only three-year veteran player on the

squad. Sumler led the team in assists (79) and steals (49) last season.

## JUNIOR CLASS

Center **Myesha Broaden** (0.7 rpg) saw action in three games last season, finishing with two rebounds and one steal.

Guard **Monique Coble** was a redshirt last season after suffering an ACL injury against Louisiana Tech in January 2009. Coble saw action in 14 games in 2008-09 grabbing ten rebounds and 19 points.

"Coble played a significant role for us before her injury," noted coach DeCosta. "A great defender, Coble's high energy and ability to move the ball will become a big part of our program this year."

Center **Dominique Hamilton** (1.8 ppg, 2.1 rpg) came on strong over the course of last season and appeared in 27 games with 3 starts. She showed a solid, steady game and totaled a career-high six rebounds in the Spartan win over Sacramento State last year.

Forward **Brittany Johnson** transferred from Independence CC (Independence, Kans.) where she averaged 5.3 points, 4.2 rebounds and 2.1 assists per game, leading her team to a 23-8 overall record.

Guard **Sara Plavjanin** transferred from Miles CC (Miles City, Mont.) and was the second player in school history to lead her team in average points (14.2), rebounds (7.7), assists (3.6) and steals (2.5).

"Brittany is a great transfer for us and a great all around player," added DeCosta. "Sara can stroke from three, has an unbelievable range and she can rebound with the best."

Guard **Leonie Solia** is a local product who played for San Jose City College (2008-10). She brings quickness and a different look at the guard position with her athleticism.

## SOPHOMORE CLASS

Guard **Rachel Finnegan** (0.7 ppg., 2.1 rpg.) appeared in 15 games with six starts last season and posted 24 assists and 31 rebounds. Her aggressive style produced three steals in the overtime victory at

Sacramento State.

Guard **Liz Johnson** (0.5 ppg., 0.5 rpg.) saw action in 11 games with one start and finished the 2009-10 season with 5 points, 5 assists, 5 rebounds and a steal.

Guard **Brea Matthews** is a transfer from Idaho State University (2009-10) and becomes eligible to compete in the 2011-12 season. Matthews grabbed 31 rebounds, 7 steals and scored 64 points in 27 games at ISU.

## FRESHMEN CLASS

Forward **Brianna Ashley** ended her senior year (2008-09) with first team All-Hayward Area Athletic League honors at Bishop O'Dowd High School in Oakland, Calif. She averaged 12.6 points, 6.8 rebounds and 3.2 blocks and led her team to a 28-3 overall record and a 16-0 league record.

Guard **AJ Newton** was a first team all-league player, leading her team to three CCS Championships (2007-08, 2010) for San Jose's Valley Christian High School. Look for point guard Newton to have an immediate impact on the team establishing that fast-paced, exciting brand of basketball.

"Since I have been head coach, this is the first time we have had a true point guard," explained DeCosta. "AJ exhibits great leadership qualities for a young player. We need someone to step-up and take control and I believe AJ is that person."

Forward **Marisa Williams** led Saint Ignatius College Preparatory (San Francisco, Calif.) into the Nor Cals Second Round in 2009-10. As the team's captain, she averaged 5.46 rebounds per game.

## Spartan Coaching Staff



Pam DeCosta

*Head Coach*

San Jose State head coach Pam DeCosta returns for her fourth season and continues to change the mindset and attitude of the Spartan women's basketball program. She brings a winning attitude and perspective on what it takes to be a Spartan.

Already making a difference in the community, DeCosta's team and staff are involved in numerous community service projects. Most recently, DeCosta's team was rewarded the AAA "Community of Champions" trophy during the Spartans' 2010 Homecoming football game, recognizing their work in the community during the 2009-10 academic year.

This team regularly visits local children's hospitals, volunteer for Habitat for Humanity projects and participate in the Bay Area Women's Sports Initiative (BAWSI) program.

"Community service is a very important part of our program. It's something we will always do, giving back helps us stay grounded and realize how fortunate we are," explained coach DeCosta, whose team was judged number-one in community service activities among the 16 NCAA-sponsored sports at the university.

"We have four goals to achieve in building this program," said DeCosta. "First, we need to change the mentality of the community, the campus and the players that being status quo is not ok. Secondly, we have to think everyday that we are going to compete for the WAC Championship and play in the NCAA Tournament. Third, we are going to graduate from San Jose State and excel in the classroom. Finally, we need to make a difference in the community and let people know who we are."

One of many accomplishments on DeCosta's resume includes leading the Spartans past #22 nationally ranked California Berkeley on the road last season in a 68-66 win on December 9, 2009. Overcoming a 13-point deficit in the first, coach DeCosta and her players refused to give up, becoming the first Spartan team to win over a ranked opponent since the Spartans knocked off #17 Oregon State in 1983 at Spartan Gym.

DeCosta came to San Jose State after spending four seasons as the head coach at Lynn University in Boca Raton, Fla. She took a program that had only five wins her first year and produced double-digit wins each of the past three seasons. Her teams had a 100-percent graduation rate and one student-athlete, Sarah Mahan, become just the third player in school history to be named to the ESPN the Magazine Academic All-District team as selected by CoSIDA.





# Spartan Coaching Staff

DeCosta's 2006-07 team compiled a 17-11 overall record and a 9-7 mark in the Sunshine State Conference. The Fighting Knights recorded the second-best start in school history with a 10-2 run. They were undefeated in the month of December (6-0) and set a school record for most conference wins.

Her 2005-06 team finished with an 11-17 overall record and a 6-10 SSC mark. DeCosta became the first women's basketball coach in school history to defeat Tampa twice in a season and became the first coach to record wins against every Sunshine State Conference school.

Prior to being named head coach at Lynn, DeCosta was an assistant at the University of Kansas for a total of eight years (1993-96 and 1998-2003). She was responsible for all aspects of recruiting potential student-athletes as well as assisting in scouting opponents, daily practice and individual player development. During her time at Kansas, the Jayhawks won a Big Eight Championship and made five NCAA Tournament appearances, including advancing to the Sweet Sixteen in 1996.

A talented recruiter with strong California connections, DeCosta had success at Kansas recruiting top-notch student-athletes to the program. Her 2003 class ranked 10th in the country, while her 2002 and 2001 classes both ranked 13th nationally.

In between her stints at Kansas, DeCosta was an assistant coach at the University of Oklahoma under current head coach Sherri Coale. DeCosta helped to sign two-time All-American, and current ESPN college basketball analyst, Stacey Dales.

Before her position at Kansas, DeCosta was the head varsity coach at Denver East High School for the 1992-93 season and led the team to a 5A District Championship and a final 5A state-ranking of ninth.



## DeCosta's Coaching Record

Year	Overall Record	School
2007-08	3-28	San Jose State
2008-09	2-28	San Jose State
2009-10	6-23	San Jose State
<b>3 Years</b>	<b>11-79</b>	<b>San Jose State</b>
2006-07	17-11	Lynn
2005-06	11-17	Lynn
2004-05	12-16	Lynn
2003-04	5-22	Lynn
<b>4 Years</b>	<b>45-66</b>	<b>Lynn</b>
<b>Overall</b>	<b>56-145</b>	<b>7 Seasons</b>

## DeCosta's Playing Honors

*National Association of  
Intercollegiate Athletics*  
1986 Kodak All-American

*Rocky Mountain Athletic Conference Sports Hall of  
Fame Inducted July 14, 2007*

Following her 1991 graduation from Metropolitan State College (Denver, Colo.) with a bachelor's degree in parks and recreation administration, DeCosta began her collegiate coaching career at her alma mater, serving as an assistant coach and the recruiting coordinator. After two years of recruiting the state's top players, the team achieved its best season in school history.

DeCosta played her college ball at Mesa State College in Grand Junction, Colo. She was a 1986 NAIA Kodak All-American, a 1986 first team All-District Seven selection and a two-time All-Rocky Mountain Athletic Conference first team pick. DeCosta led the RMAC in scoring and rebounding during the 1984-85 season. She still ranks in the top-five among Mesa State career leaders in five categories including the season all-time leading rebounder with 1,012 boards. She also led the league in rebounding for the 1985-86 season with 16.8 boards per game. After her collegiate career, she played professionally in Germany.

In July 2007, DeCosta was honored by the RMAC as she was inducted into the conference's Hall of Fame.

DeCosta is a member of the Women's Basketball Coaches Association and the Black Coaches Association.

## Spartan Coaching Staff



**Brett Studley**

*Assistant Coach*

Brett Studley is in his fourth season with the San Jose State women's basketball program, but starts his fifth season as a member of DeCosta's staff.

Studley was a two-year member of DeCosta's staff at Lynn University where he worked primarily with the post players while handling various administrative functions with the program. Studley will serve in the same capacity with the Spartans.

Brett and his wife Marlowe welcomed their infant son Jaidyn into the world last offseason.

A graduate of Lynn University, Studley received his bachelor's degree in business administration.



## Spartan Coaching Staff



Megan Osmer

*Assistant Coach*

Megan Osmer reunited with her former coach as a member of the San Jose State women's basketball coaching staff. She begins her third year working with the post players and overseeing the team's academics.

Osmer played for head coach Pam DeCosta at Lynn University for three seasons (2003-06). Osmer still ranks in the top-five in the Lynn record book in blocked shots with 80, good for second, and in rebounding with 544, fifth all-time. Her senior year, she led the Sunshine State Conference in rebounding with 265, 9.5 per game, and averaged 10.4 points per game. She had 31 blocks that season and shot 71.1 percent from the free throw line.

A native of Bellevue, Wash., Osmer started her collegiate career at Michigan State where she played during the 2002-03 season.

After graduating from Lynn, Osmer played from 2006-08 for the Manchester Mystics, a women's team in the United Kingdom. She was selected to the 2007 league All-Star game. While with the club, she also ran coaching sessions for local boys and girls and was an assistant coach for the Manchester Mystics National League U16B team.

In Washington, Osmer worked in Marketing for the Seattle Storm during their 2004 championship season and has worked at various basketball camps put on by the Seattle Supersonics, and the University of Washington.

In the summer of 2009, Osmer worked with British Basketball as the Team Manager/Assistant Coach for the Great Britain Under 20 women's team. The team competed for the Division B Under 20 European Championship in Ohrid, Macedonia.

Osmer graduated Cum Laude from Lynn in 2006 with a Bachelor of Arts degree in communications with a specialization in broadcasting.



## Spartan Coaching Staff



### Angela Gonzaga

*Assistant Coach*

Angela Gonzaga enters her third season with the San Jose State women's basketball program, but her first season as assistant coach. Gonzaga initially became the team's coordinator of operations and was titled assistant coach after two years. She is responsible for setting up the program calendar, community service program, team travel and other duties.

Gonzaga came to San Jose State from Notre Dame High School in San Jose where she spent five years as the Director of Community Service Learning. She developed a student leadership and community service program that culminated in a service project their senior year. In addition to managing the graduation requirements for over 600 plus students each year, she created, organized and implemented social justice campaigns, service learning curriculum, philanthropic drives, and service learning immersion trips for students. While at Notre Dame, Gonzaga served as a basketball coach for six seasons.

Gonzaga spent most of 2008 as the intern coordinator for the Bay Area Women's Sports Initiative (BAWSI). There, she mentored student interns through various trainings while nurturing an environment and culture that promotes health, hope and wellness to girls in low-income and marginalized communities in San Jose. Gonzaga helped plan events to promote and raise awareness and

support for women's sports. Gonzaga is still a member of BAWSI's Heritage Circle.

Gonzaga is committed to service, education and providing opportunities for young women. A member of the Women's Basketball Coaches Association, she was on the Steering Committee that helped plan events for the 2008 Pac-10 Women's Tournament. For the past 12 years, Gonzaga has been a part of Midnight Basketball, an outreach program for at-risk youth in San Jose. Gonzaga has coached at local camps and clinics including San Jose State's Skills Camp.

Upon graduating from Notre Dame High School in San Jose in 2000, Gonzaga attended the College of Notre Dame in Belmont, California where she played a shooting guard for the Lady Argonauts. After one year, she transferred to Santa Clara University.

A 2004 graduate of Santa Clara, Gonzaga received her Bachelor of Sciences degree in community studies with an emphasis in urban education and sociology and was a graduating member of Alpha Kappa Delta Honor Society. She then received a Single-Subject Credential in social studies from the University of San Francisco and a Master's of Arts in Teaching in 2005 from USF. She was honored as the Outstanding Teacher Educator Candidate for the Class of 2005 and honored again as a Class Nobel Educator of Distinction in 2006 and 2007.



## Spartan Coaching Staff



## Support Staff

*SJSU Women's Basketball*

Team Manager: Nanea Woods

Athletic Trainer: Jaclyn Alongi

Equipment Manager: Eric Sabin



Events & Facilities: Matt Goudreau



*2010-11*



# *Seniors*





**#14** Palagi Atoe  
*G • 5-9 • Senior*  
*Windsor, Calif.*  
*Santa Rosa Junior College*

**AT SAN JOSE STATE:** Second season at San Jose State.

**2009-10:** Started 11 games and played in a total of 24...shot exactly 40% from the field on the year...was 37% from beyond the arc on 10-27 shooting...scored 87 points total for an average of 3.6 PPG...scored 11 points on 5-6 shooting against USF on 11/24...at Sacramento state on 12/18 shot 6-13 from the floor; 2-4 from beyond the arc and finished the game with a season high 15 points...had 10 points on 3-4 shooting against Santa Clara on 1/02...scored 13 points against Idaho on 1/23.

**JUNIOR COLLEGE:** Played in the Big 8 Conference for two seasons at Santa Rosa Junior College for head coach Lacey Campbell...averaged 9.8 points, 5.6 rebounds, and 2.2 assists in her sophomore year...as a team captain she helped lead her team to a 21-13 overall record and a third place Big Eight Conference finish...received conference honorable mention for the 2008-09 season.

**HIGH SCHOOL:** Played at Maria Carrillo High School for head coach Steve Azevedo.



**PALAGI:** Majoring in economics with a minor in business...wants to open a restaurant and run a charity organization after graduation...enjoys skimboarding, playing the ukulele and hanging out with friends and family...Palagi Taima Atoe was born on February 28, 1989, in Santa Rosa, Calif.

Career Highs	
Points	15 at Sacramento State, 12-18-09
Field Goals	6 at Sacramento State, 12-18-09
FG Attempts	13 at Sacramento State, 12-18-09
3 Pt. Field Goals	3 Three opponents
3 Pt. FG Att.	4 Two opponents
Free Throws	3 Two opponents
Free Throw Att.	4 Three opponents
Rebounds	5 Three opponents
Assists	3 at California, 12-09-09
Blocks	1 at Hawaii, 1-27-09
Steals	1 Nine opponents
Minutes	23 Two opponents

Career Statistics														
YEAR	G-GS	FG-FGA	PCT	3PM-A	PCT	FT-FTA	PCT	REB	AVG	AST	BS	ST	PTS	AVG
2009-10	24-11	34-85	.400	10-27	.370	9-17	.529	42	1.8	10	1	9	87	3.6





### **Getting To Know Palagi**

To me, being a Spartan means...*to fight with confidence and without fear.*

My biggest inspiration is...*my Aiga (family).*

My favorite part of a game is...*I love every part of the game.*

My favorite songs on my ipod are...*all the love songs.*

The reality show I want to be on is... *The Life of Palagi.*

If I wasn't a basketball player, I would be...*a surfer.*

The reason I picked my jersey number was...*represents a Bible verse 1 Timothy 4:14.*

Palagi's teammates describe her as...*strong on the court, funny off the court, and a supportive team player.*



# #2 Britney Bradley

G • 5-9 • Senior  
 Newhall, Calif.  
 College of the Canyons


**AT SAN JOSE STATE:** Second season at San Jose State.

**2009-10:** Started in two games and played in a total of 21 for the Spartans...finished shooting .308 on the season from the floor (32-104)...pulled down 42 total rebounds (2.0 RPG)...had ten steals on the year...scored a total of 90 points for a 4.3 PPG average...was 5-15 from beyond the arc...had four double figure scoring nights...went 3-6 from the floor against Cal State Fullerton on 11/13 and scored a career high 13 points...tied her career high in points with 13 on 3/3 against Fresno state on 6-9 shooting from the field.

**JUNIOR COLLEGE:** Played for two seasons at the College of the Canyons (Valencia, Calif.) for head coach Greg Herrick...averaged 13.4 points and 4.7 assists a game in 2008-09...named a first-team All-Western Conference selection twice and helped lead the Cougars to back-to-back 20 wins seasons and two league titles...scored 31 points against San Jose City College in 2008-09 hitting five three pointers.

**HIGH SCHOOL:** Played at Hart High School (Newhall, Calif.).

**BRITNEY:** Majoring in african american studies with a minor in psychology...wants to play professional basketball and start non-profit organizations after graduation...enjoys shopping, cooking and movies...Britney Michelle Bradley was born on May 4, 1989, in Inglewood, Calif.



Career Highs		
Points	13	Two opponents
Field Goals	5	Louisiana Tech, 1-13-10
FG Attempts	18	Louisiana Tech, 1-13-10
3 Pt. Field Goals	2	CS Northridge, 11-20-09
3 Pt. FG Att.	3	Pepperdine, 11-17-09
Free Throws	7	Cal State Fullerton, 11-13-09
Free Throw Att.	8	Cal State Fullerton, 11-13-09
Rebounds	7	Cal State Fullerton, 11-13-09
Assists	2	Two opponents
Steals	3	Louisiana Tech, 1-13-10
Minutes	33	Two opponents

Career Statistics														
YEAR	G-GS	FG-FGA	PCT	3PM-A	PCT	FT-FTA	PCT	REB	AVG	AST	BS	ST	PTS	AVG
2009-10	21-2	32-104	.308	5-15	.333	21-30	.700	42	2.0	8	0	10	90	4.3



### **Getting To Know Britney**

**My biggest inspiration is...***my younger sister.*

**My best on the court moment at San Jose has been...***dunk contest at Midnight Madness.*

**My favorite songs on my ipod are...** *2Pac - "Changes" Kirk Franklin - "Brighter Day".*

**When I was a kid, the player I pretended to be was...***Michael Jordan.*

**If I could travel anywhere, I would go...***to Spain.*

**If I wasn't a basketball player, I would be...***a professional skater.*

**My celebrity crush is...***Paul Walker.*

**Britney's teammates describe her as...***explosive on the court, comedian off the court, and an exceptional all-around athlete.*



# #21 Marnesha Hall

*F • 6-0 • Senior*  
*San Diego, Calif.*  
*Chipola College*

**AT SAN JOSE STATE:** Second season at San Jose State.

**2009-10:** Played in 29 games and started 24 of them...finished 8-25, .320 from beyond the arc on the year...hailed in 147 rebounds, averaging 5.1 rebounds per game...scored a total of 157 points for an average 5.4 per game...recorded six double digit scoring nights, and two double-doubles...scored ten points and brought down 14 rebounds against New Mexico State on 2/03...recorded 11 points in back-to-back conference games at Idaho and at Fresno State down the home stretch of the season...shot 50% from the field combined in the final three games of the season...was 1.000 from beyond the arc in six different games.

**JUNIOR COLLEGE:** Played two seasons at Chipola College (Marianna, Fla.) for head coach David Lane...she averaged 6.2 points per game and 4.5 rebounds a contest...in the final game of the season, Hall scored 23 points (in 23 minutes) on 9-13 shooting...she helped lead Chipola College to the 2008-09 Region VIII state championship and a third place finish in the NJCAA National Tournament...she has received All-Conference second team honors and was named to the All-Tournament Team.

**HIGH SCHOOL:** Played her high school basketball at Mt. Miguel High

School for head coach Robbie Sandoval...averaged 11 points, 10 rebounds, 4 assists, 3 steals and 4 blocks per game during her senior season...named first team All-League...led her team to a league and division championship in the Grossmont League for EBO.


**MARNESHA:** Majoring in behavioral science...wants to own a business or be a psychologist after graduation...she enjoys poetry, writing and drawing...brother plays for the NBA Philadelphia 76ers, Stromile Swift...Marnesha Zsane' Hall was born on January 28, 1989, in San Diego, Calif.



Career Highs	
Points	11 Three opponents
Field Goals	5 at Fresno State, 3-3-10
FG Attempts	10 Pepperdine, 11-17-09
3 Pt. Field Goals	2 vs. Fordham, 11-28-09
3 Pt. FG Att.	3 at California, 12-09-09
Free Throws	3 four opponents
Free Throw Att.	6 two opponents
Rebounds	14 New Mexico State, 2-3-10
Assists	3 Idaho, 1-23-10
Blocks	2 vs. Fordham, 11-28-09
Steals	3 Two opponents
Minutes	35 at Louisiana Tech, 2-14-10

### Career Statistics

YEAR	G-GS	FG-FGA	PCT	3PM-A	PCT	FT-FTA	PCT	REB	AVG	AST	BS	ST	PTS	AVG
2009-10	29-24	58-161	.360	8-25	.320	33-58	.569	147	5.1	22	7	21	157	5.4



### Getting to Know Marnesha

To me, being a Spartan means...*having the strength to get through whatever, whenever, and facing adversity with a positive mindset.*

My favorite part of a game is...*overtime.*

My favorite quote is...*"Good, better, best. Never let it rest. Until your good is better and your better is best." Tim Duncan (San Antonio Spurs).*

If I could travel anywhere, I would go...*travel Africa.*

My biggest inspiration is...*my family.*

My best off the court moment at San Jose has been...*water fight war against Lagi and Myesha.*

When I was a kid, the player I pretended to be was...*Kobe Bryant.*

Marnesha's teammates describe her as...*aggressive on the court, goofy off the court, and a hard-working player.*



**#4 Sayja Sumler**  
*G • 5-9 • Senior*  
*Oakland, Calif.*  
*Oakland Tech High School*

**AT SAN JOSE STATE:** Fourth season at San Jose State.

**2009-10:** Played in and started 29 games on the season...averaged 34.5 minutes per game which led the team...was first on the team by more than 30 with 79 assists...also led the team in steals with 49, and had a career-high seven steals against Nevada on 1/06...averaged 7.7 points per game, good for third on the team...recorded 10 double digit scoring nights and two double digit rebounding nights...had a career high 19 points and a season high 10 rebounds on the road at Sacramento State...also in that Sac State game (12/18) she hit the game winning bucket in overtime which helped the Spartans take the first of back-to-back wins on the season; something that had not happened since the 2005-06 season.

**2008-2009:** Played in all 30 games and started 28...averaged 7.1 points and 3.9 rebounds...scored a career-high 17 points at Hawaii to lead the team in scoring...eight other games in double-figures...made her first three-point field goal of her career against Hawaii at the WAC Tournament...led the team in rebounding against Utah State with nine...dished out five assists at Nevada and against New Mexico State...five steals against Nevada and Louisiana Tech...played 38 minutes at Hawaii, Idaho and versus Fresno State.

**2007-2008:** Played in all 31 games and started 25...averaged 6.1 points and 3.9 rebounds per game...scored a career-high 15 points in the win over Idaho in January...recorded her first collegiate double-double with 12 points and 12 rebounds at CS Northridge...added eight rebounds against Idaho...dished out five assists in three games...only blocked shot against Idaho...season high four steals against Hawaii...played 37 minutes against Kansas and Idaho.


**HIGH SCHOOL:** Played four seasons at Oakland Tech for head coach Orlando Gray...her senior year, was a first team All-Oakland Athletic League selection, a third team All-East Bay pick and a San Francisco Chronicle All-Metro Honorable Mention East Bay honoree...averaged 14.4 points per game in conference play and helped the team advance to the NorCal semifinals...member of two Division I state championship teams in high school.

**SAYJA:** A justice studies major...would like to be a criminal investigator after graduation...Sayja Yvette Sumler was born on January 18, 1989, in Oakland, Calif.



**Career Statistics**

YEAR	G-GS	FG-FGA	PCT	3PM-A	PCT	FT-FTA	PCT	REB	AVG	AST	BS	ST	PTS	AVG
2007-08	31-25	79-222	.356	0-7	.000	38-119	.319	121	3.9	47	1	38	196	6.3
2008-09	30-28	76-201	.378	1-7	.143	59-127	.465	118	3.9	62	3	48	212	7.1
<u>2009-10</u>	<u>29-29</u>	<u>75-209</u>	<u>.359</u>	<u>0-6</u>	<u>.000</u>	<u>74-129</u>	<u>.574</u>	<u>127</u>	<u>4.4</u>	<u>79</u>	<u>4</u>	<u>49</u>	<u>224</u>	<u>7.7</u>
	90-82	230-632	.364	1-20	.050	171-375	.456	366	4.1	188	8	135	632	7.0



**Getting To Know Sayja**

To me, being a Spartan means...*being prepared to battle at anytime.*

The reason I picked my jersey number was...*represents the numbers in my mom's and sister's birthdays.*

My biggest inspiration is...*my mom being in the stands at every home game.*

My hidden talent is...*I can walk on my hands.*

The reality show I want to be on is... *The Real World.*

If a wasn't a basketball player, I would be...*a professional dancer.*

My favorite songs on my ipod are... *R&B, there's a beat for every mood.*

Sayja's teammates describe her as... *unstoppable on the court, goofball off the court, and a strong leader during games.*

**Career Highs**

Points	19	at Sacramento State, 12-18-09
Field Goals	7	Two opponents
FG Attempts	16	at CS Northridge, 11-30-07
3 Pt. Field Goals	1	vs. Hawaii, 3-10-09
3 Pt. FG Att.	1	20 opponents
Free Throws	9	Two opponents
Free Throw Att.	16	at Louisiana Tech, 2-14-10
Rebounds	12	at CS Northridge, 11-30-07
Assists	7	San Francisco, 11-24-09
Blocks	1	Eight opponents
Steals	7	Nevada, 1-6-10
Minutes	40	Three opponents

2010-11





# *Juniors*





# #10 Myesha Broaden

*C • 6-2 • Junior*  
*Pacoima, Calif.*  
*IMG Academies Pendleton School*

**AT SAN JOSE STATE:** Third season at San Jose State.

**2009-10:** Spread out 14 minutes on the floor during three games...did not score any points...finished with two rebounds and one steal.

**2008-09:** Played in 23 games and started eight...started her first collegiate game against Sacramento State...averaged 3.0 points and 3.1 rebounds per game...eight points at Northern Colorado, Long Beach State and Seattle...six points at Kansas and New Mexico State...4-for-5 from the floor against Seattle...2-for-2 from the free throw line against Northern Colorado, Long Beach State and Pepperdine...led Spartans in rebounding in four games including seven at New Mexico State and against Louisiana Tech with seven...added seven rebounds versus Boise State...dished out three assists versus Louisiana Tech and two assists against Nevada...two blocked shots at Northern Colorado and against Nevada.

**HIGH SCHOOL:** Played two seasons at the IMG Academies Pendleton School in Bradenton, Fla...averaged 15 points and 12 rebounds her senior year...that team finished the year with a 20-7 record...also played two seasons at Birmingham High School (Van Nuys, Calif.).

**MYESHA:** Majoring in sociology...enjoys swimming, watching movies, sleeping and listening to music...Myesha Marlyn Broaden was born on March 5, 1989, in Long Beach, Calif.




### Career Highs

Points	8	Three opponents
Field Goals	4	Seattle, 11-23-08
FG Attempts	7	at New Mexico St., 1-16-09
Free Throws	2	Three opponents
Free Throw Att.	2	Four opponents
Rebounds	7	Three opponents
Assists	3	Louisiana Tech, 2-20-09
Blocks	2	Two opponents
Steals	1	10 opponents
Minutes	27	Utah State, 3-5-09

### Career Statistics

YEAR	G-GS	FG-FGA	PCT	3PM-A	PCT	FT-FTA	PCT	REB	AVG	AST	BS	ST	PTS	AVG
2008-09	23-8	31-61	.508	0-0	.000	7-8	.875	71	3.1	9	7	10	69	3.0
2009-10	3-0	0-1	.000	0-0	.000	0-0	.000	2	0.7	0	0	1	0	0.0
Totals	26-8	31-62	.500	0-0	.000	7-8	.875	73	2.8	9	7	11	69	2.7



### Getting To Know Myesha

To me, being a Spartan means... *being someone who will fight till the end.*

My biggest inspiration is... *my dad.*

My favorite part of a game is... *scoring.*

If I could travel anywhere, I would go... *to England.*

My celebrity crush is... *Dwayne Wade Johnson.*

If I wasn't a basketball player, I would be... *a volleyball player.*

My best off the court moment at San Jose has been... *me and my teammates had a water balloon war.*

Myesha's teammates describe her as... *a beast on the court, a big kid off the court, and a faithful team player.*



# #32 Dominique Hamilton

*C • 6-2 • Junior*  
*Berkeley, Calif.*  
*Piedmont High School*

**AT SAN JOSE STATE:** Third season at San Jose State.

**2009-10:** Played in 27 games and started in three...made 17 baskets on 51 attempts for a .333 shooting percentage...pulled down 56 rebounds for a 2.1 RPG average...scored 49 points on the year for a 1.8 PPG average...had a career high six rebounds on the road at Sacramento State and scored all five of her points during a run which helped the Spartans win the game...had season high of six points at Utah State (1/09) and home against Hawaii (2/17).

**2008-09:** Saw action in all 30 games and started 10...started her first collegiate game against #9/7 California...scored her first collegiate points against Oregon...season-high eight points on 4-of-7 shooting from the field at Nevada...six points against Santa Clara and Hawaii...grabbed four rebounds against Seattle, at Louisiana Tech and versus New Mexico State and Hawaii (WAC Tournament)...two steals versus Hawaii.



**HIGH SCHOOL:** Two-year starter at Piedmont High School for head coach Bryan Gardere...second team All-Bay Shore Athletic League selection her senior year...honorable mention all-league her junior year...averaged 15 points and 19 rebounds her senior year and 13.5 points, 14.6 rebounds and 1.7 blocks her junior year...played in the Sacramento vs. Bay All-Star Game... played club for the Bay Area Lady Warriors and the North Coast Express.

### Career Highs


Points	8	at Nevada, 2-1-09
Field Goals	4	at Nevada, 2-1-09
FG Attempts	10	Hawaii, 1-10-09
3 Pt. FG Att.	1	Hawaii, 2-17-10
Free Throws	4	Two opponents
Free Throw Att.	6	Santa Clara, 1-3-09
Rebounds	6	Three opponents
Blocks	1	Four opponents
Steals	2	Hawaii, 1-10-09
Minutes	24	Hawaii, 1-10-09

**DOMINIQUE:** Majoring in sports psychology...enjoys shopping, listening to music and spending time with her family...plans to work as a sports psychologist and continue playing basketball after graduation...

Dominique Adreana Hamilton was born on October 9, 1990, in Oakland, Calif.

### Career Statistics

YEAR	G-GS	FG-FGA	PCT	3PM-A	PCT	FT-FTA	PCT	REB	AVG	AST	BS	ST	PTS	AVG
2008-09	30-10	20-63	.317	0-0	.000	17-30	.567	54	1.8	0	3	2	57	1.9
<u>2009-10</u>	<u>27-3</u>	<u>17-51</u>	<u>.333</u>	<u>0-1</u>	<u>.000</u>	<u>15-22</u>	<u>.682</u>	<u>56</u>	<u>2.1</u>	<u>2</u>	<u>1</u>	<u>5</u>	<u>49</u>	<u>1.8</u>
Totals	57-13	37-114	.325	0-1	.000	32-52	.615	110	1.9	2	4	7	106	1.9



**Getting To Know Dominique**

**My biggest inspiration is...***my parents and little brother.*

**My favorite part of a game is...***taking the floor with my teammates.*

**The reality show I want to be on is...***College Hill.*

**My favorite quote is...***"Live your life at its fullest, laugh at the things that don't matter, love with all your heart and more."*

**When I was a kid, the player I pretended to be was...***Lisa Leslie.*

**My best on the court moment at San Jose has been...***beating Cal last year.*

**If I could travel anywhere, I would go...***to Australia.*

**Dominique's teammates describe her as...***wild on the court, humorous off the court, and sets the best screens.*



**#24** **Brittany Johnson**  
*F • 6-0 • Junior*  
*Tulsa, Okla.*  
*Independence College*

**AT SAN JOSE STATE:** First season at San Jose State.

**JUNIOR COLLEGE:** Played two seasons (2008-2010) at Independence Community College in Independence, Kans., under head coaches Tony Turner and Mark James...averaged 8.9 points per game and 6.3 rebounds in her first season, leading her team to a 24-9 record...as a sophomore, she averaged 5.3 points, 4.2 rebounds and 2.1 assists per game, ending the season with a 23-8 overall record.

**HIGH SCHOOL:** Played four years on the varsity team at Edison Prep High School in Tulsa, Okla., under head coach Jonita Ford-Criddle...she averaged 16.8 points per game, 6.3 rebounds and 2.3 assists per game...her team finished 26-11 in 2004-05, 29-9 in 2005-06, 31-7 in 2006-07 and 27-8 in 2007-08...she was first team All-Conference and was an All-State candidate...played for the club team Tulsa Swoosh under Dwight Holdman...played one year on the varsity volleyball team and four years on the Track and Field team.

**BRITTANY:** Majoring in kinesiology with an emphasis in movement science and minoring in photography...enjoys listening to music, reading, singing and outdoor activities (beach, camping, water skiing, etc.)...her career plans after college are to enroll in a nursing school and study abroad...Brittany L.

Johnson was born on March 8, 1991 in Tulsa, Okla.

**Getting To Know Brittany**

To me, being a Spartan means...*wearing these colors with pride, with something to prove.*

My hidden talent is...*singing in the shower.*

If I could travel anywhere, I would go...*backpacking through Europe.*

When I was a kid, the player I pretended to be was...*Chamique Holdsclaw.*


My celebrity crush is...*Derek Luke.*

The person who had the biggest impact on my basketball career is...*my mother; getting me into basketball is what got me here.*

Brittany's teammates describe her as...*energetic on the court, dance-a-holic off the court, and a trustworthy communicator.*



*I am...because we Are.*



“Success of the group above that  
of an individual.”



# #5 Sara Plavljjanin

G • 5-9 • Junior  
Zagreb, Croatia.  
Miles Community College

**AT SAN JOSE STATE:** Her first season at San Jose State.

**JUNIOR COLLEGE:** Attended Miles Community College in Miles City, Mont. from 2008-10...averaged 14.2 points, 7.7 rebounds, 3.6 assists and 2.5 steals...second player in school history to lead the team in scoring, rebounds, assists, steals and blocked shots in the same season...2010 first-team NJCAA All-Region IX...All Mondak Conference player.

**OTHER SCHOOL:** Went to school at Gimnazisa in Zagreb, Croatia (2008)...competed in U16 and U18 European Championship...averaged 7.9 points, 3.5 rebounds and 1.9 assists per game for U16...played club for 2.K.K. Montmontaza under coach Linda Antic-Mrdali and Damir Mestrovic...National Champions for five straight years.

**SARA:** Majoring in Psychology...going for a master's degree after graduation and would like to play basketball in Europe...her favorite activities are playing the piano, watching movies, shopping, traveling and trying new food from different cultures...Sara Plavljjanin was born on August 30, 1989 in Zagreb, Croatia.

### Getting To Know Sara

To me, being a Spartan means...*opportunity to make my dreams come true.*

The person who had the biggest impact on my basketball career is...*my parents.*

My celebrity crush is...*Josh Hartnett.*

If I wasn't a basketball player, I would be...*a doctor back in Croatia..*

When I was a kid, the player I pretended to be was... *Michael Jordan.*

My favorite songs on my ipod are...*David Guetta - "When love takes over" and "One love".*

Sara's teammates describe her as...*a silent killer on the court, silly off the court, and the most reliable shooter.*







# #22 Leonie Solia

G • 5-8 • Junior  
San Jose, Calif.  
San Jose City College

**AT SAN JOSE STATE:** Her first season at San Jose State.

**JUNIOR COLLEGE:** Played two seasons at San Jose City College, 2008-10...led her team to a 10-2 record in the Coast-South division in 2009-10 and a 9-3 record in 2008-09.

**HIGH SCHOOL:** Played four years at Independence High School in San Jose under Steve Dobrenz...made first team All-League 2007-08...awarded mvp freshman year...became captain of her basketball team her junior and senior year....voted mvp her senior year...competed in cross country and ran track from 2004-08 and awarded most outstanding runner.

**LEONIE:** Major is business administration with a concentration in marketing and a minor in kinesiology...enjoys hanging out with friends and family...wants to open up her own personal training business after she graduates...Leonie Bernadette Solia was born on September 27, 1989 in San Jose, Calif.

### Getting To Know Leonie

To me, being a Spartan means...*being a fighter through opposition and having a sense of pride.*

My biggest inspiration is...*Jesus.*

The reality show I want to be on is...*Man Against Nature.*

If I wasn't a basketball player, I would be...*a personal trainer.*

My favorite quote is...*"It's insanity to continue to do the same thing and expect different results."*

The person who had the biggest impact on my basketball career is...*my sister.*

Leonie's teammates describe her as...*turbo on the court, super duper loud off the court, and brings humor to the team.*





# #15 Monique Coble

*G • 5-9 • Junior*  
*Oceanside, Calif.*  
*Vista High School*

**AT SAN JOSE STATE:** Third year at San Jose State.

**2009-10:** A redshirt.

**2008-09:** Season was cut short after suffering a knee injury at Louisiana Tech on January 18...saw action in 14 games and started three games...started her first collegiate game against Hawaii... played 20 minutes at Long Beach State and 19 at Northern Colorado...scored six points at Northern Colorado where she was 4-for-6 from the free throw line...five points at New Mexico State where she was 2-for-2 from the floor...added two points and one rebound at Long Beach State and against Seattle...two points and one assist against CSU Bakersfield and Idaho...season-best three rebounds at Loyola Marymount...recorded an assist at Long Beach State, Idaho, at New Mexico State and at Louisiana Tech...only steal at New Mexico State.

**HIGH SCHOOL:** Four-year varsity player at Vista High School for head

coach Jenny Dillon...first team All-Avocado League her senior year...second team All-League her junior year...averaged 19 points her senior year...awarded defensive player of the year four years in a row.

**MONIQUE:** Majoring in journalism...would like to become a sports writer after graduation...enjoys swimming, movies, video games and being with her family/friends/teammates...youngest of five children...both older sisters' play basketball, Jacqueline plays at UC Riverside and Alexis at Saddleback College...Belinda Monique Coble was born on July 7, 1989, in San Pedro, Calif.



### Career Highs

Points	6	at N. Colorado, 11-18-08
Field Goals	2	at New Mexico St., 1-16-09
FG Attempts	3	Two opponents
Free Throws	4	at N. Colorado, 11-18-08
Free Throw Att.	6	at N. Colorado, 11-18-08
Rebounds	3	at Loyola Marymount, 12-28-08
Assists	1	Five opponents
Steals	1	at New Mexico St., 1-16-09
Minutes	20	at Long Beach St., 11-21-08

### Career Statistics

YEAR	G-GS	FG-FGA	PCT	3PM-A	PCT	FT-FTA	PCT	REB	AVG	AST	BS	ST	PTS	AVG
2008-09	14-3	6-14	.429	0-0	.000	7-12	.583	10	0.7	5	0	1	19	1.4



### **Getting To Know Monique**

*To me, being a Spartan means...representing with pride and being a positive role model.*

*The reason I picked my jersey number was...Vince Carter was my favorite player growing up.*

*My best off the court moment at San Jose has been...persevering through two torn ACLs and three knee surgeries.*

*My biggest inspiration is...my family, they are the reason I breath.*

*My celebrity crush is...Vernon Davis.*

*If I wasn't a basketball player, I would be...motocross rider or a boxer.*

*When I was a kid, the player I pretended to be was..myself, I just pretended to be playing in the WNBA with Lisa Leslie.*

*Monique's teammates describe her as...intense on the court, a diva off the court, and very optimistic and encouraging.*

*2010-11*



# *Sophomores*





**#11 Rachel Finnegan**  
*G • 5-9 • Sophomore*  
*Turlock, Calif.*  
*Turlock High School*

**AT SAN JOSE STATE:** Second season at San Jose State.

**2009:** Started six games and played in a total of 15 on the year...finished the year 4-16, .250 shooting from the field...shot one three pointer on the year and drained it...hauled in 31 total rebounds for an average of 2.1 RPG...finished with 11 points and 24 assists on the year...had season/career-high of three points against Cal State Northridge on 11/20 then matched the career-high again with three points against Cal State Bakersfield on 12/29...came up with three steals in the overtime victory on the road at Sacramento State (12/18)...recorded four assists at home vs. USF (11/24) and at Santa Clara (1/02).

**HIGH SCHOOL:** Played on the varsity team for four years at Turlock High School for head coach Salinda Mabie...averaged 15.7 points, 8.5 rebounds, 5.1 assists and 4.0 steals last season and helped lead the team to a 24-4 record...scored a total of 1,460 points, 600 assists, 960 rebounds and 400 steals during her high school career...she was twice named CCC Player of the year and was a 2009 All-District selection...she helped lead Turlock to two

consecutive CCC championships after a 25 year drought...In the 2007-08 season she was named player of the year by the Modesto Bee...Rachel also lettered in softball playing two seasons for head coach Jill Ogden.

**RACHEL:** Majoring in kinesiology...wants to continue playing basketball, coach or become a physical therapist after graduation...she enjoys weight lifting, playing tennis, spending time with friends, camping, hiking and hanging out at the lake...Rachel Lynne Finnegan was born on March 14, 1991, in Fresno, Calif.



**Career Statistics**

YEAR	G-GS	FG-FGA	PCT	3PM-A	PCT	FT-FTA	PCT	REB	AVG	AST	BS	ST	PTS	AVG
2009-10	15-6	4-16	.250	1-1	1.000	2-8	.250	31	2.1	24	3	5	11	0.7



Career Highs	
Points	3 Two opponents
Field Goals	1 Four opponents
FG Attempts	3 Loyola Marymount, 12-2-09
3 Pt. Field Goals	1 CS Northridge, 11-20-09
3 Pt. FG Att.	1 CS Northridge, 11-20-09
Free Throws	1 Two opponents
Free Throw Att.	4 at Sacramento State, 12-18-09
Rebounds	7 at Sacramento State, 12-18-09
Assists	4 Two opponents
Blocks	1 Three opponents
Steals	3 at Sacramento State, 12-18-09
Minutes	32 at Sacramento State, 12-18-09

**Getting To Know Rachel**  
*To me, being a Spartan means...I bleed blue and gold till the day I die.*

*The reason I picked my jersey number was...number 11 was my soccer number for 10 years.*

*My biggest inspiration is...my father.*

*The reality show I want to be on is... Real World/Road Rules Challenge.*

*My favorite quote is...“Our greatest glory is not in never failing, but in rising every time we fall.”*

*My celebrity crush is...Tyson Beckford.*

*My hidden talent is... I used to pitch overhand and strike out the boys, as the only girl in the league.*

*Rachel’s teammates describe her as...buff on the court, Giants #1 fan off the court, and the heart of the team.*



**#12** Liz Johnson  
*G • 5-3 • Sophomore*  
*Dublin, Calif.*  
*Dublin High School*

**AT SAN JOSE STATE:** Second season at San Jose State.

**2009:** Played in 11 games for the Spartans and made one start...averaged 6.8 minutes per game...finished the season with 5 points, 5 assists, 5 rebounds, and a steal.

**HIGH SCHOOL:** Played at Dublin High School for head coach Mark Wainwright...she helped lead her team to a 23-7 overall record and an appearance in the Division III NCS championship game in 2008-09...received All-league Honorable Mention honors...she also lettered in Swimming at Dublin High School for head coach Jesse Rubino.

**LIZ:** Majoring in civil engineering with a minor in green engineering...enjoys sports, shopping, lifeguarding, and the beach...member of FCA (Fellowship of Christian Athletes) and ASCE (American Society of Civil Engineers). Elizabeth Michele Johnson was born on December 14, 1990, in San Ramon, Calif.



Career Highs	
Points	4 New Mexico State, 2-3-10
FG Attempts	1 Three opponents
3 Pt. FG Att.	1 at Nevada, 2-6-10
Free Throws	4 New Mexico State, 2-3-10
Free Throw Att.	6 New Mexico State, 2-3-10
Rebounds	5 New Mexico State, 2-3-10
Assists	2 at Nevada, 2-6-10
Steals	1 at Fresno State, 3-3-10
Minutes	13 Two opponents

Career Statistics														
YEAR	G-GS	FG-FGA	PCT	3PM-A	PCT	FT-FTA	PCT	REB	AVG	AST	BS	ST	PTS	AVG
2009-10	11-1	0-3	.000	0-1	.000	5-9	.556	5	0.5	5	0	1	5	0.5





**Getting To Know Liz**

To me, being a Spartan means...*taking pride in our school and representing SJSU in a positive way.*

The reason I picked my jersey number was...*it was my dad's and my older sister's number.*

My best off the court moment at San Jose has been...*conquering "The Hill."*

My biggest inspiration is...*success.*

My hidden talent is...*teaching.*

The reality show I want to be on is...*The Amazing Race!*

My favorite quote is...*"You miss 100% of your shots you don't take."*

Liz's teammates describe her as...*a hustler on the court, proactive off the court, and brings positive energy to the team.*



**#25** Brea Matthews  
*G • 5-10 • Sophomore*  
*San Diego, Calif.*  
*Idaho State University*

**AT SAN JOSE STATE:** First season at San Jose State.

**OTHER COLLEGE:** Played for Idaho State University in 2009-10...played in 27 games and 228 minutes...grabbed 31 rebounds, 7 steals and scored 64 points...went 27-70 FG and 6-16 3FG.

**HIGH SCHOOL:** Graduated from Mt. Carmel High School in 2009 with a 3.91 GPA...lettered in basketball for three years from 2006-09...averaged 15 points, eight rebounds and five assists per game...earned North County Player of the Year as well as Valley League Player of the Year for the 2008-09 season...named to the first team All-League and Second Team All-CIF her senior year...was the league MVP for the 2008-09 season at Mt. Carmel...named to the All-Academic First Team by the San Diego Union Tribune...three-time defending CIF Champion team from 2006-08...helped her team become the Palomar League Champions in 2007 and helped her league team to an undefeated 12-0 record...had a career basketball record of 224-74 through high school for a .752 winning percentage.

**BREA:** Majoring in philosophy...want's to become a lawyer after graduation...enjoys movies, shopping, dancing and playing chess...her father played basketball at Pacific...Brea Jennise Matthews was born on March 10, 1991 in San Diego, Calif.

**Getting To Know Brea**

**My favorite part of a game is...***the feeling I get right before the jump-ball.*

**My hidden talent is...***I can lick my elbow.*

**If I could travel anywhere, I would go...***to the Bahamas or Brazil.*

**The person who had the biggest impact on my basketball career is...***my father.*

**My favorite songs on my ipod are...***"This is How we Do it" - Montell Jordan.*

**When I was a kid, the player I pretended to be was...***Lisa Leslie.*

**Brea's teammates describe her as...***tenacious on the court, a germaphobe off the court, and brings the intensity everyday.*



*I am...because we Are.*



“Together we accomplish the world.”

*2010-11*



# *Freshmen*





**#33** Brianna Ashley  
*F • 6-1 • Freshman*  
*Dublin, Calif.*  
*Bishop O'Dowd High School*

**AT SAN JOSE STATE:** First season at San Jose State.

**JUNIOR COLLEGE:** Enrolled in school at Las Positas, 2009-2010.

**HIGH SCHOOL:** Played her 2008-2009 senior season at Bishop O'Dowd High School for head coach Kevin Cushing and Malik McCord...averaged 12.6 points per game...grabbed 142 total rebounds, averaging 6.8 rebounds per game...blocked 3.2 shots per game...had a career-high 23 points on 1/3/09 against Moreau Catholic...blocked 10 shots against Sacred Heart Cathedral (San Francisco, Calif.) on 1/19/09 and ended the 2008-09 year with 68...honorable mention All-Metro selection by the San Francisco Chronicle...first-team All-Hayward Area Athletic League player as a senior...awarded MVP, most improved, and Defensive Player of the Year (2008-09)...was a member of the Amador Valley High School program (Pleasanton, Calif.) for three years prior to Bishop O'dowd High School...played for Cal Ballaz under coach Leroy Hurt in the HAAL League.

**BRIANNA:** Majoring in psychology...enjoys laughing, texting and sleeping...wants to play basketball overseas after she graduates...Brianna Vandee-Marie Ashley was born on November 15, 1991 in San Francisco, Calif.

**Getting To Know Brianna**

My best off the court moment at San Jose has been...*all team bonding activities.*

The person who had the biggest impact on my basketball career is...*my mom and grandma.*

My hidden talent is...*singing.*

My favorite quote is...*"Live. Laugh. Love everyday like its your last because tomorrow is not promised."*

If I wasn't a basketball player, I would be...*bored with no life.*

The reason I picked my jersey number was...*my high school number.*

Breanna's teammates describe her as...*fearless on the court, a big little kid off the court, and the team's secret weapon.*





# #3 AJ Newton

G • 5-3 • Freshman  
San Jose, Calif.  
Valley Christian High School

**AT SAN JOSE STATE:** Her first season at San Jose State.

**HIGH SCHOOL:** Attended Valley Christian High School in San Jose, Calif., and played under head coach Steve Cotton...All-State in 2007 and 2010...first team All-League all four years...awarded freshman, junior and senior of the year by the San Jose Mercury Newspaper...led her team to three CCS Championships (2007-08, 2010)...played for the Mission Rec. Rebels under head coach Oscar Jimenez and the East Bay Explosion under head coach Marc Anger.

**AJ:** Majoring in criminal justice with a minor in spanish...enjoys shopping, scrapbooking and making shirts...Ajhanai Channel Inez Newton-Anderson was born on March 30, 1992 in San Jose, Calif.

### Getting To Know AJ

To me, being a Spartan means...*hard work.*

The reason I picked my jersey number was...*it's been my number since I was 8.*

My best off the court moment at San Jose has been... *scavenger hunt.*

My best on the court moment at San Jose has been...*Midnight Madness!*

My favorite part of a game is...*dressing out before the game (pre-game).*

The person who has had the biggest impact on my basketball career is...*my mom.*

AJ's teammates describe her as...*speedy on the court, a little sister off the court, and brings that fire to the game.*





**#00** Marisa Williams  
*F • 5-9 • Freshman*  
*San Francisco, Calif.*  
*Saint Ignatius High School*

**AT SAN JOSE STATE:** First season at San Jose State.

**HIGH SCHOOL:** Went to Saint Ignatius College Preparatory and played under head coach Mike Mulkerrins...captain of her squad that went 17-7 in 2009-10 and made it to the NorCals 2nd Round...played for the WCAL (West Catholic Athletic League) and averaged 5.46 rebounds per game...played in the 2010 City All-Star game.

**MARISA:** Majoring in civil engineering...plans on working in her field of concentration after graduation...enjoys playing basketball and hanging out with her friends...has two older siblings, Rodrigo (20) and Dahra (40)...Marisa Althea Williams was born on June 6, 1992 in San Francisco, Calif.

### Getting To Know Marisa

To me, being a Spartan means...*being apart of a community of talented athletes who want to represent their school.*

My biggest inspiration is...*my dad, he inspires me to be my absolute best.*

The reality show I want to be on is...*The Real World.*

If I could travel anywhere, I would go...*to the Greek Islands.*

My favorite quote is...*"Rule #76, no excuses. Play like a champion."* Wedding Crashers.

My celebrity crush is...*Trey Songz.*

Marisa's teammates describe her as...*determined on the court, a music guru off the court, and willing to make the changes to become better.*





*I am...because we Are.*



“One for all and all for one.”

## Community Service

The Spartans do many community service projects throughout the year. Two main projects include working with BAWSI (Bay Area Women's Sports Initiative) to serve as mentors for young girls at Washington Elementary School in San Jose. The players talk about what being a team means and encourages all the girls to be active.

The Spartans also visit with children and families in the Pediatric Unit of the Valley Medical Hospital. They color, play Legos and talk to the patients to take their minds off of the struggles they are facing.




## Community Service

Most recently, DeCosta's team was rewarded the AAA "Community of Champions" trophy during the Spartans' 2010 Homecoming football game, recognizing their work in the community during the 2009-10 academic year.

"Community service is a very important part of our program. It's something we will always do, giving back helps us stay grounded and realize how fortunate we are," says women's basketball head coach Pam DeCosta, whose team was judged number-one in community service activities among the 16 NCAA-sponsored sports at the university. "Our team is very excited to be receiving this award."



# City of San José



Situated at the hub of Silicon Valley is San Jose – the third largest city in California and the 10th largest in the nation. San Jose, strategically located at the sunny, southern tip of the San Francisco Bay, is surrounded by rolling hills and striking mountains. San Jose’s vibrant and growing downtown is the setting for San Jose State University and the focus for important financial, commercial and arts communities.

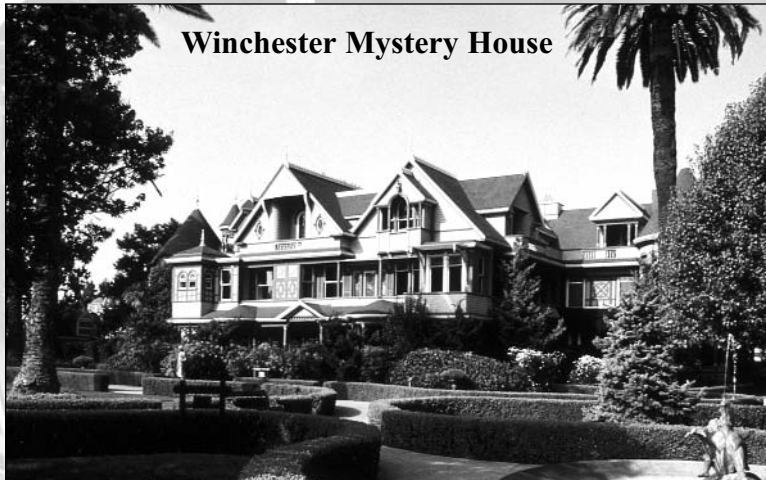
Regional growth and stability are complemented by an active cultural life. San Jose is the home of the Silicon Valley High Technology and the Children’s Discovery museums, the San Jose Museum of Art, San Jose Symphony, the San Jose-Cleveland Ballet, numerous galleries and arts centers, Opera San Jose, the Winchester Mystery House and other respected professional and community group theater groups.

Light rail and historic trolley lines, the 18,000-seat HP Pavilion at San Jose, convention facilities, shops and a diverse night scene add to the excitement. Reflecting the cultural richness of the community is a wide range of restaurants.

A reason the South Bay has grown so dramatically is its quality of life. The mild climate encourages an active and casual lifestyle. There are more than 100,000 acres of land for biking, rollerblading and other outdoor activities. Boasting nearly 300 days of sunshine and an average summer temperature of 74 degrees, San Jose symbolizes the best California has to offer. The region’s 1.6-million residents enjoy recreational and entertainment opportunities year-round. Within a short drive are San Francisco, beaches from Santa Cruz to Carmel, the California coastal redwoods, Lake Tahoe and Yosemite National Park.



*The San Jose City Hall opened in October 2005.*



**Winchester Mystery House**

“ San Jose is a confident and exciting city, full of optimism and opportunity. We treasure our past. We embrace our diversity. We nurture our future, in our children and through stewardship of our resources. People are proud to live here. Our city is committed to sustaining and improving the quality of life in every neighborhood, for every resident, now and in the future.” –[www.sanjoseca.gov](http://www.sanjoseca.gov)

# City of San José



HP Pavilion - Home of the San Jose Sharks

## Facts About San Jose

- 30 minutes from the Pacific Ocean
- Population - 945,000
- Average annual household income of \$84,857 according to *Money* magazine
- One of the top 25 “brainiest” cities in the country
- More college graduates per 100 residents than any other major U.S. city
- More home owners than any other large city in the country
- Worker productivity is twice the national average
- Best public safety record of any large metropolitan area in the United States the last 10 years
- International airports - San Jose, San Francisco and Oakland

## Professional sports teams in the Bay Area:

- San Francisco Giants (MLB)
- Oakland A’s (MLB)
- San Francisco 49ers (NFL)
- Oakland Raiders (NFL)
- Golden State Warriors (NBA)
- San Jose Sharks (NHL)
- California Redwoods (UFL)



San Jose is about an hour south of San Francisco. Visitors can go to many different sites including Pier 39 and Fisherman's Wharf.

Photos courtesy of San Jose Convention & Visitor's Bureau & San Francisco Visitor's Bureau.



Shopping and the nightlife scene highlight some of the activities available in an active life in San Jose.

Santana Row (left) is a premier shopping area in San Jose that features many high-end stores and a wide variety of shops and restaurants.



# San José State University




*More than 130 bachelor's and master's degree programs.*



*San Jose State is the number-one supplier of education, engineering, computer science and business graduates to Silicon Valley, the world's high-tech capital.*



*The excitement of a large metropolitan campus where many cultures meet, yet students get personal attention in the setting of the university's seven colleges.*



*Annually ranked among the top-ten masters-level public universities in the West, by U.S. News & World Report's survey of "America's Best Colleges."*



# San José State University Success Stories



*Charles "Chuck" Davidson is a 1957 graduate who is a successful Bay Area home builder. He is founder of DKB Homes LLP, the Charles W. Davidson Co., Davidson Homes, KDK Property Mgt., and L&D Construction. His endeavors support the Bay Area economy and local education. Mr Davidson is an avid fan of Spartan Athletics and generous supporter of San Jose State University.*



*Connie Lurie is a 1964 graduate whose bachelor's degree is in elementary education and psychology. A prominent Bay Area philanthropist, the former elementary school teacher founded SJSU's Lurie Author-in-Residence Program and the CME (Connect, Motivate and Educate) Society for foster children and initiated Spartans in the Desert.*

## Some Notable San Jose State University Living Alumni

**Ben Nighthorse Campbell (judo)** – two-term U.S. Senator (Rep. - Colorado)

**John Carlos (track)** – 1968 Olympic Games 200-meter dash bronze medal winner

**Dr. Harry Edwards (track & basketball)** – world-renowned sports sociologist

**Lee Evans (track)** – 1968 Olympic Games 400-meter dash and 4x400 meter relay gold medal winner

**Pat Hughes (basketball)** – Chicago Cubs radio broadcaster

**Juli Inkster (golf)** – Two-time U.S. Open champion & LPGA Hall of Fame member

**Major General Anthony Jackson (football)** – Deputy Commanding General, U.S. Marine Corps Forces Central Command


**Roger Maltbie (golf)** – NBC TV Sports golf commentator

**Tommie Smith (track)** – 1968 Olympic Games 200-meter dash gold medal winner


**Peter Ueberroth (water polo & swimming)** – President of the U.S. Olympic Committee

**Ken Venturi (golf)** – 1964 U.S. Open champion & *Sports Illustrated* 'Sportsman of the Year'

*Yosh Uchida, the son of Japanese immigrants, is the most successful Judo coach in the United States. After serving in the United States Army during World War II, he returned to San Jose State to finish his degree and start the judo program. Uchida was the U.S. team coach at the 1964 Summer Olympics. His Spartan teams have won more than 40 national championships. He is a member of numerous Halls of Fame including the SJSU Sports Hall of Fame.*



*Tony Jackson was a co-captain of the 1970 football team. Today, he holds the rank of Major General in the United State Marine Corps.*



*Peter Ueberroth is a 1959 graduate who majored in business administration. The former San Jose State water polo star was the President of the United States Olympic Committee and former Commissioner of Major League Baseball.*



# The Event Center



## The Event Center

### “Home of the Spartans”

The Event Center, located on the corner of Seventh and San Carlos Streets is home to the San Jose State men’s and women’s basketball teams

The \$36-million facility, created by SJSU students and developed by the Student Union Board of Directors, is financed by student fees and facility usage. The Event Center and the Aquatics Center, directly across the street, comprise the complex. Over 30,000 students, 3,500 faculty and staff members, alumni and the surrounding communities use the facility.

Groundbreaking occurred October 1, 1986. The Aquatics Center opened in May 1988. Originally named the Recreation and Event Center, The Event Center opened in May 1989. The first intercollegiate athletic games played in The Event Center were the season openers for both basketball teams on Friday, November 24, 1989, as the women played Utah, and the men faced South Alabama.

Improvements at The Event Center were made over the summer. The Spartans have a new court to play on, while upgrades to the women’s basketball locker room make it a first-class facility for San Jose State.

The arena in The Event Center seats 5,000 for athletic events and 5,600 for concerts. The size of the arena is large enough to attract major performing artists, yet small enough to provide a personal experience for the audience.

In the recreation area of The Event Center are 10 racquetball courts, a large weight room, a mini-gym and an aerobics room.





# The Event Center

Many improvements have been made to the women's basketball locker room over the past couple of years including new lockers and new paint this past summer and fall. Special thanks to Alex Gibson for his help painting in the locker room.



## Event Center Records (women's games only)

### POINTS

San Jose State Player . . . . . 38, Danada Smith, vs. Long Island, 12/30/00  
 Opponent Player . . . . . 37, Penny Moore, Long Beach State, 2/24/90  
 San Jose State . . . . . 90, vs. Long Island, 12/30/00  
 . . . . . 90, vs. Cal State Northridge, 12/28/94  
 Opponent . . . . . 110, Long Beach State, 1/28/91

### FIELD GOALS MADE

San Jose State Player . . . . . 15, Amber Jackson, vs. Nevada, 12/30/04  
 Opponent Player . . . . . 18, Penny Moore, Long Beach State, 2/24/90  
 San Jose State . . . . . 35, vs. Loyola-Chicago, 12/19/02  
 . . . . . 35, vs. Cal State Northridge, 12/28/94  
 Opponent . . . . . 45, Long Beach State, 1/28/91

### FIELD GOALS ATTEMPTED

San Jose State Player . . . . . 29, Danada Smith, vs. Long Island, 12/30/00  
 Opponent Player . . . . . 30, Anita Maxwell, New Mexico State, 2/17/95  
 San Jose State . . . . . 88, vs. New Mexico State, 2/19/94  
 Opponent . . . . . 83, Northwestern State (La.), 12/20/92

### 3-POINT FIELD GOALS MADE

San Jose State Player . . . . . 7, Danada Smith, vs. Long Island, 12/30/00  
 . . . . . 7, Kari Steele, vs. Air Force, 2/15/97  
 Opponent Player . . . . . 8, Jill Sutton, TCU, 1/8/98  
 San Jose State . . . . . 12, vs. Hawaii, 1/8/04  
 Opponent . . . . . 13, Santa Clara, 12/31/06

### 3-POINT FIELD GOALS ATTEMPTED

San Jose State Player . . . . . 15, Jessica Kellogg, vs. Tulsa, 3/2/03  
 Opponent Player . . . . . 14, Nadia Begay, Boise State, 2/22/07  
 . . . . . 14, Lindsey Logan, Fresno State, 2/11/01  
 . . . . . 14, Autumn Hollyfield, Cal State Fullerton, 2/5/94  
 San Jose State . . . . . 31, vs. Hawaii, 1/8/04  
 Opponent . . . . . 34, Boise State, 2/22/07

### FREE THROWS MADE

San Jose State Player . . . . . 13, Megan Gluhan, vs. Cal Poly, 11/13/98  
 Opponent Player . . . . . 14, Amy Pack, UTEP, 1/2/01  
 San Jose State . . . . . 28, vs. Tulsa, 1/28/01; 28, vs. Cal Poly, 11/13/98  
 Opponent . . . . . 28, vs. UTEP, 1/2/01

### FREE THROWS ATTEMPTED

San Jose State Player . . . . . 16, Cricket Williams, vs. Rice, 2/27/03  
 Opponent Player . . . . . 19, Amy Pack, UTEP, 1/2/01  
 San Jose State . . . . . 46, vs. Nevada, 3/6/04  
 Opponent . . . . . 42, UC Santa Barbara, 2/11/93

### REBOUNDS

San Jose State Player . . . . . 19, Teoma Taylor, vs. Boise State, 1/2/03  
 Opponent Player . . . . . 17, Omelogo Udeze, Fresno State, 2/11/01  
 San Jose State . . . . . 64, vs. Portland State, 12/28/90  
 Opponent . . . . . 63, Gonzaga, 11/21/99; 63, Northwestern State (La.), 12/20/93

### ASSISTS

San Jose State Player . . . . . 16, Cricket Williams, vs. Tulsa, 3/2/03  
 Opponent Player . . . . . 14, Tine Freil, Pacific, 3/1/93  
 San Jose State . . . . . 24, vs. Nevada, 12/30/04  
 . . . . . 24, vs. Drake, 12/28/91  
 Opponent . . . . . 30, San Diego State, 1/20/90

### BLOCKED SHOTS

San Jose State Player . . . . . 7, Nica Gemo, vs. Boise State, 1/20/05  
 Opponent Player . . . . . 6, Brina Chaney, Oregon State, 12/4/02  
 . . . . . 6, Pauline Jordan, UNLV, 2/22/90  
 San Jose State . . . . . 10, vs. Boise State, 1/20/05  
 Opponent . . . . . 10, UNLV, 2/22/90

### STEALS

San Jose State Player . . . . . 8, Alisha Hicks, vs. Pacific, 11/20/07  
 . . . . . 8, Alisha Hicks, vs. Utah State, 2/3/07  
 . . . . . 8, Juliana Smith, vs. Gonzaga, 11/21/99  
 Opponent Player . . . . . 8, Kimberly Hill, Northwestern State (La.), 12/20/91  
 . . . . . 8, Lisa Crosskey, UC Santa Barbara, 1/12/91  
 . . . . . 8, Suzanne McNally, SMU, 12/29/91  
 San Jose State . . . . . 20, vs. UTEP, 1/2/01; 20, vs. CS Fullerton, 12/12/98  
 Opponent . . . . . 23, vs. New Mexico State, 1/4/91

# Koret Center

The Koret Athletic Training Center, opened in November 2001, is a state-of-the-art facility that encompasses over 10,000 square-feet of training space and is located adjacent to Spartan Stadium, the athletic locker rooms and the football practice field.

The Koret Athletic Training Center also contains a 1,000-square-foot rehabilitation and training room that services physical therapy and sports-specific rehabilitation. The facility enables the sports medicine staff of athletic trainers, doctors, and physical therapists to provide the best possible care to help prevent and rehabilitate injuries.

## “Our Philosophy”

- We teach a hands-on approach where the student-athlete is expected to develop a comprehensive understanding of not only the How’s, but also the Why’s of our program.
- We teach correct movement patterns to optimize efficiency and performance.
- Our program design is centered on ground-based, free weight, multi-joint movements that will transfer to the playing field and keep our student-athletes out of our sports medicine facility.
- Our primary concern is the development of speed in all our sports.
- We develop speed and flexibility through strength.
- Our speed program consists of functional and straight-line speed training. Functional means acceleration, deceleration and change-of-direction work.
- We train through an entire range-of-motion in all lifts to enhance active flexibility, develop strength to prevent injury, and unlock joints with mobility issues.
- Olympic-based movements are utilized for speed of movement, active flexibility and dynamic stability.
- Squats and deadlifts have a permanent home in our program for developing hip strength and back stability. Single-leg variations are used to fix strength imbalance and lateral deficits.



“The Koret Athletic Training Center is one of the ‘crown jewels’ of the San Jose State University athletics program. The sheer size of the facility stops you in your tracks. We have everything a strength and conditioning program could conceivably need at our fingertips. Our student-athletes and coaches are truly blessed to have such a beautiful facility.”

– Chris Holder, San Jose State director of strength & conditioning

# Koret Center



## Jeff Garcia Hall of Champions

The Jeff Garcia Hall of Champions is located in the Koret Athletic Training Center. This interactive display features great athletes, great teams, great events and moments in San Jose State Athletics history. Former Spartan athletes that became famous after graduation, great donors, great coaches and administrators are on display. A larger-than-life sized Spartan mascot is located outside the Hall of Champions. Also displayed in The Jeff Garcia Hall of Champions is the San Jose State Sports Hall of Fame which includes over 300 former players and coaches.



*Jeff Garcia played from 1991-93 and earned honorable mention All-America selection in 1992.*



*San Jose State's 10 NCAA team championships are featured in one display.*



*The Jeff Garcia Hall of Champions and San Jose State Sports Hall of Fame features more than 300 former players and coaches.*

# Campus Village



## Campus Village

- Opened Fall 2005
- Features 3 Buildings
- Apartments & Suite-Style living accommodations
- Recreational & Study Areas
- Full-Service Computer Lab
- Laundry Facilities
- Meeting Rooms
- Underground Parking
- The Village Market includes a full convenience store serving Starbucks coffee and Subway Sandwich Shop.



# San José State University



*Tommie Smith (front) and John Carlos (back) were two-world-class sprinters from the 1960s. They are best known for their actions on the Olympic Games victory stand following Smith's gold-medal performance in 1968. A statue commemorating their historic event is located on the university's main campus. They played professional football after their days at San Jose State.*



**Don W. Kassing**  
Interim University President

Past President Don W. Kassing who retired in 2008, has packed up his Arizona home and returned to San José State to lead the university once more. Kassing is serving as interim president following the departure of President Jon Whitmore, who was recently named CEO of the nonprofit organization ACT.

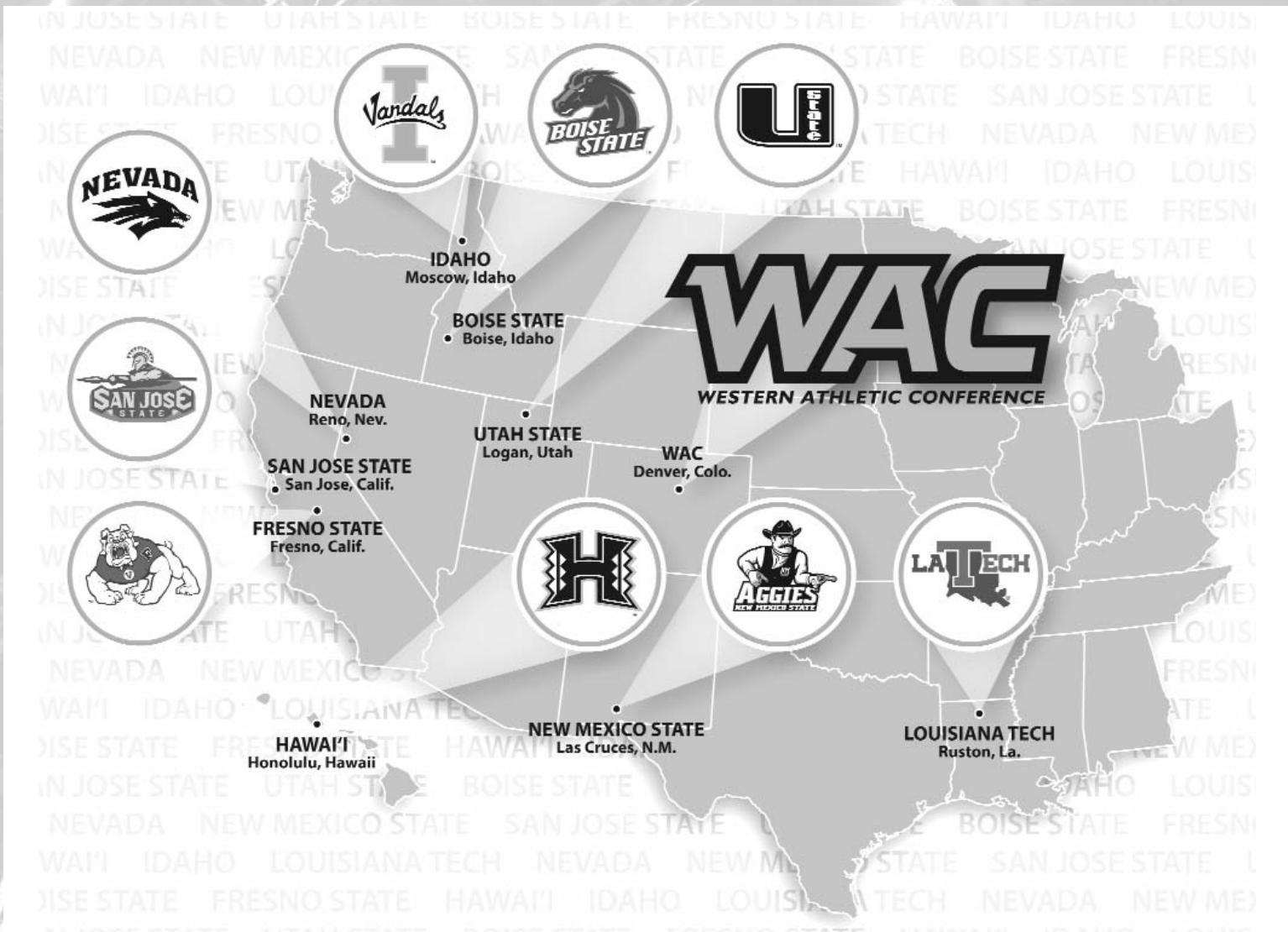
As president from 2005 to 2008, Kassing led the development, construction and opening of two major campus facilities, King Library and residential Campus Village, and earned the respect and trust of many faculty members, students and off-campus partners.

His previous 18 years in higher education included service as vice president for university relations and administrative services at Murray State University, and vice president for development and public affairs at Western State College of Colorado. Before that, he worked for 11 years in private industry in corporate finance and operations management for Brown Group, Inc., and with General Motors Corporation.

Kassing served on the boards of the San José Sports Authority, United Way Silicon Valley, San José Chamber of Commerce, Silicon Valley Leadership Group, Joint Venture: Silicon Valley, and Silicon Valley Higher Education Roundtable. Kassing holds an M.B.A. and a B.S. in Economics from St. Louis University. He is married with three children and five grandchildren.

CSU Chancellor Charles B. Reed, who reached out to Kassing and his wife, Amy, says he's pleased that San José State will be in the hands of a proven leader with a record of stability and familiarity with the campus, students and community. Meanwhile, the search for SJSU's next president has already begun, led by the Chancellor's Office.

# Western Athletic Conference



In its nearly 50 years of existence, the Western Athletic Conference continues to evolve and feature some of the nation's best intercollegiate competition. One thing that remains unchanged is the persistent nature of the schools in the WAC to advance their programs to contend at the top levels of the NCAA.

The WAC provides its student-athletes the chance to travel to scenic destinations and gain exposure in some of the nation's most diverse markets. In addition, the WAC's student-athletes work to achieve the highest levels of success with the academic support of their respective institutions.

The WAC has experienced tremendous success over the past decade. The WAC has sent a total of 31 teams to bowl games since 2001, including more than half of its teams in 2008 with a record-tying five teams. Boise State has won 102 football games since joining the conference, the most in the nation during that time span (2001-09). The conference has sent teams to BCS bowl games in three of the last four seasons as Boise State made a repeat appearance with a victory in the Tostitos Fiesta Bowl this past year following Hawaii's 2008 Sugar Bowl and Boise State's unforgettable victory in the 2007 Fiesta Bowl. In men's basketball, the WAC has sent at least two teams to the NCAA Tournament in 24 of the past 27 seasons. Every current school

in the WAC has competed in the NCAA Tournament since 1990. In baseball, the WAC has boasted two national champions since 2003 including Fresno State's College World Series victory in 2008. In women's sports, Fresno State softball has competed in every NCAA Tournament ever held while Louisiana Tech basketball has played in all but three. In 2009, Hawaii'i made its fourth trip to the NCAA Volleyball Final Four since 2000.


The WAC is the sixth oldest among the nation's 11 Division I-A conferences.



**Karl Benson**  
Commissioner



**Hope Shuler**  
Director of Media  
Relations

A black and white photograph of several hands stacked on top of each other, with fingers pointing upwards, symbolizing teamwork and reaching for greatness.

## Those who are great don't have an offseason.

Greatness is achieved through hours in the weight room and on the court.

Greatness is never settling for the status quo and going beyond what is expected of you.

Greatness is the new standard of excellence we have set for our schools, for our student-athletes, and for ourselves.

## Be Great. Play Up.

**WESTERN ATHLETIC CONFERENCE BASKETBALL**

BOISE STATE • FRESNO STATE • HAWAII • IDAHO • LOUISIANA TECH  
NEVADA • NEW MEXICO STATE • SAN JOSE STATE • UTAH STATE



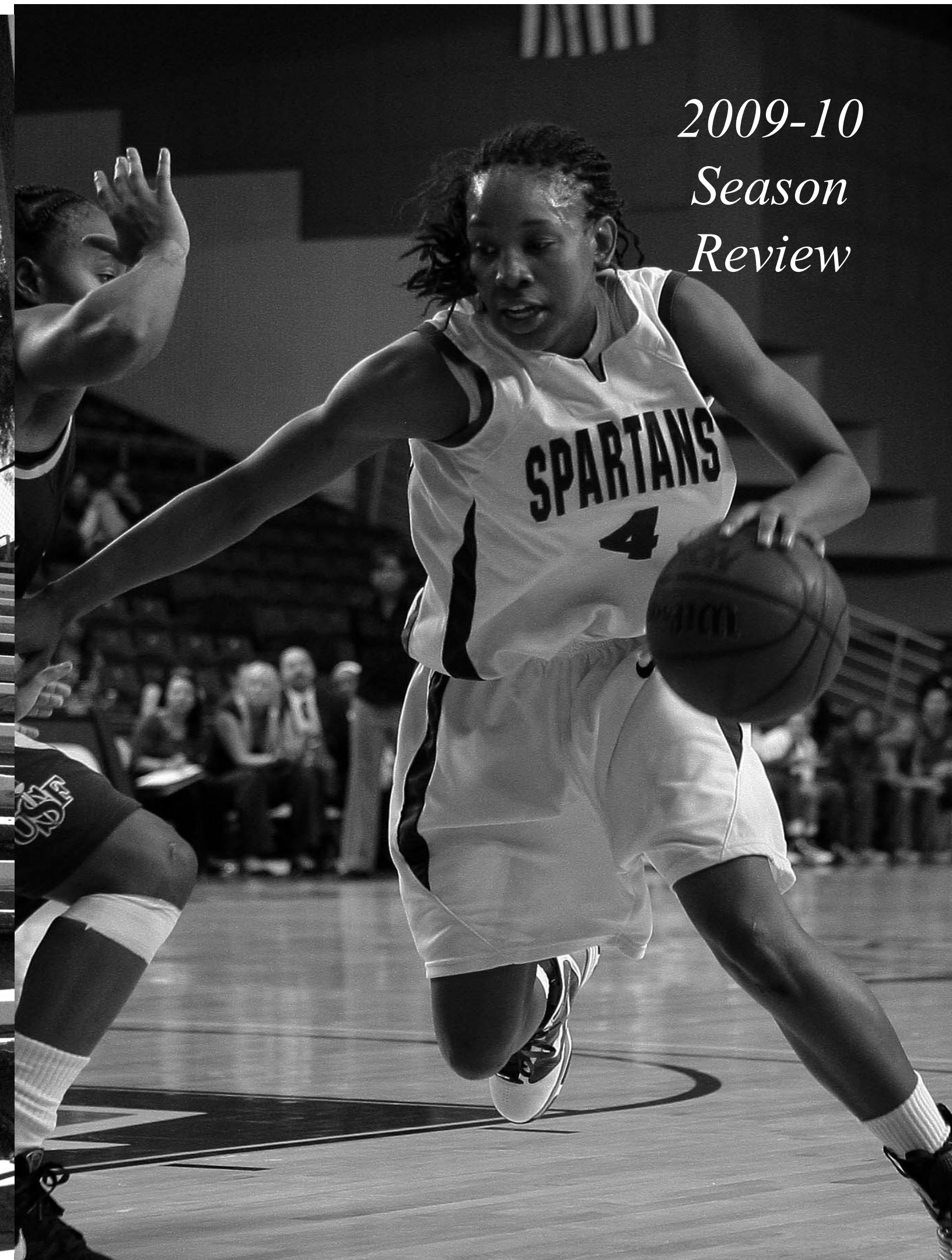
*I am...because we Are.*



“Every role is just as important as the next.”



*2009-10  
Season  
Review*



## 2009-10 Final Statistics

RECORD	OVERALL	HOME	AWAY	NEUTRAL															
ALL GAMES	6-23	3-11	3-10	0-2															
CONFERENCE	2-14	2-6	0-8	0-0															
NON-CONFERENCE	4-9	1-5	3-2	0-2															
Player	GP-GS	MIN	FG FGA	Pct	3FG 3FGA	Pct	FT FTA	Pct	O-D-TOT	AVG	PF-FO	A	TOBL	ST	PTS	AVG			
<b>Chasity Shavers</b>	29-26	890	170 404	.421	26 110	.236	73 103	.709	38-83-121	4.2	83-3	34	81	22	45	439	15.1		
WAC Only	16-15	514	90 221	.407	15 65	.231	37 52	.712	16-42-58	3.6	40-0	15	47	11	26	160	14.5		
<b>Samantha Marez</b>	26-5	537	97 235	.413	16 68	.235	30 45	.667	37-66-103	4.0	68-1	15	60	14	17	240	9.2		
WAC Only	13-4	278	32 107	.299	11 45	.244	16 28	.571	14-38-52	4.0	31-0	13	9	8	7	123	7.0		
<b>Sayja Sumler</b>	29-29	1001	75 209	.359	0 6	.000	74 129	.574	51-76-127	4.4	96-3	79	130	4	49	224	7.7		
WAC Only	16-16	552	42 108	.389	0 2	.000	38 71	.535	25-41-66	4.1	55-3	25	42	3	23	112	7.6		
<b>Shauna Ridge</b>	28-25	824	60 157	.382	16 64	.250	33 50	.660	55-119-174	6.2	69-2	48	75	34	46	169	6.0		
WAC Only	15-13	434	25 81	.309	6 33	.182	19 27	.704	33-59-92	6.1	40-2	5	24	22	26	90	5.0		
<b>Marnesha Hall</b>	29-24	705	58 161	.360	8 25	.320	33 58	.569	60-87-147	5.1	63-2	22	50	7	21	157	5.4		
WAC Only	16-12	426	38 94	.404	2 11	.182	22 41	.537	34-57-91	5.7	32-0	36	13	3	9	125	6.3		
<b>Ashley Brown</b>	26-10	477	45 122	.369	1 4	.250	23 28	.821	7-35-42	1.6	59-1	48	79	3	15	114	4.4		
WAC Only	15-7	300	29 89	.326	1 3	.333	15 18	.833	4-28-32	2.1	36-1	55	26	2	11	116	4.9		
<b>Britney Bradley</b>	21-2	290	32 104	.308	5 15	.333	21 30	.700	16-26-42	2.0	10-0	8	22	0	10	90	4.3		
WAC Only	11-2	160	15 49	.306	1 6	.167	7 12	.583	5-13-18	1.6	8-0	8	4	0	5	27	3.5		
<b>Palagi Atoe</b>	24-11	308	34 85	.400	10 27	.370	9 17	.529	20-22-42	1.8	38-0	10	28	1	9	87	3.6		
WAC Only	11-4	142	12 36	.333	4 11	.364	4 6	.667	10-12-22	2.0	20-0	0	1	1	4	30	2.9		
<b>Alisha Eckberg</b>	7-0	58	9 26	.346	5 12	.417	1 2	.500	1-6-7	1.0	4-0	2	2	1	2	24	3.4		
<b>Dominique Hamilton</b>	27-3	218	17 51	.333	0 1	.000	15 22	.682	2-35-56	2.1	39-1	2	22	1	5	49	1.8		
WAC Only	15-3	141	11 33	.333	0 1	.000	11 14	.647	12-24-36	2.4	24-1	0	1	1	4	4	2.2		
<b>Addie Schivo</b>	9-2	71	4 21	.190	0 7	.000	8 8	1.000	1-2-3	0.3	4-0	2	5	0	1	16	1.8		
WAC Only	8-2	68	4 20	.200	0 7	.000	6 6	1.000	1-2-3	0.4	4-0	2	5	0	1	7	1.8		
<b>Aumornai Edinburgh</b>	16-1	106	8 18	.444	0 0	.000	0 1	.000	15-8-23	1.4	9-0	1	10	0	1	16	1.0		
WAC Only	12-1	88	6 15	.400	0 0	.000	0 1	.000	14-6-20	1.7	8-0	1	8	0	0	13	1.0		
<b>Rachel Finnegan</b>	15-6	248	4 16	.250	1 1	1.000	2 8	.250	2-29-31	2.1	2-1	24	25	3	5	11	0.7		
WAC Only	2-0	20	0 0	.000	0 0	.000	0 0	.000	0-1-1	0.5	2-0	2	1	0	0	2	0.0		
<b>Liz Johnson</b>	11-1	75	0 3	.000	0 1	.000	5 9	.556	2-3-5	0.5	9-0	5	11	0	1	5	0.5		
WAC Only	0-3	75	0 3	.000	0 1	.000	5 9	.556	2-3-5	0.5	9-0	5	11	0	1	2	0.5		
<b>Myesha Broaden</b>	3-0	14	0 1	.000	0 0	.000	0 0	.000	1-1-2	0.7	1-0	0	2	0	1	0	0.0		
WAC Only	1-0	20	0 0	.000	0 0	.000	0 0	.000	0-1-1	1.0	0-0	0	0	1	0	2	0.0		
<b>Danielle Keenan</b>	1-0	3	0 0	.000	0 0	.000	0 0	.000	0-1-1	1.0	0-0	0	0	0	0	0	0.0		
<b>Team</b>									66-51-117		1	15							
WAC Only									36-31-67		1	10							
<b>Totals</b>	29	613	1613	.380	88	341	.258	327	510	.641	393-650-1043	36.0	574-14	300	617	90	228	1641	56.6
WAC Only	16	304	856	.355	40	185	.216	180	288	.625	206-358-564	35.2	310-7	145	327	51	117	828	51.8
<b>Opponents</b>	29	684	1645	.416	172	496	.347	526	729	.722	393-689-1082	37.3	503-0	373	487	111	288	2066	71.2
WAC Only	16	379	897	.423	95	260	.365	274	397	.690	214-402-616	38.5	285-0	203	241	68	157	1127	70.4
<b>Score by Periods</b>	<b>1st</b>	<b>2nd</b>	<b>Totals</b>																
San Jose State	714	919	1641																
Opponents	1043	1018	2066																
<b>Deadball Rebounds:</b>	<b>Off</b>	<b>Def</b>	<b>Total</b>																
San Jose State	77	21	98																
Opponents	100	24	124																

## 2009-10 Results

Date	Opponent	Score	W/L	Att.	High Points	High Rebounds
11/13/09	CAL STATE FULLERTON	77-79	L	402	(21)Shavers, Chasity	(7)Bradley, Britney
11/17/09	PEPPERDINE	66-83	L	316	(19)Shavers, Chasity	(9)Hall, Marnesha
11/20/09	CS NORTHRIDGE	61-62	L	462	(11)Shavers, Chasity	(8)Marez, Samantha
11/24/09	SAN FRANCISCO	63-51	W	309	(17)Shavers, Chasity	(10)Ridge, Shaunna
11/27/09	! vs Ole Miss	33-78	L	222	(13)Shavers, Chasity (4)Bradley, Britney	(4)Hall, Marnesha
11/28/09	! vs Fordham	64-71	L	269	(13)Marez, Samantha (4)Marez, Samantha	(4)Shavers, Chasity
12/02/09	LOYOLA MARYMOUNT	47-66	L	221	(11)Ridge, Shaunna	(8)Ridge, Shaunna
12/06/09	DENVER	61-66	L	212	(19)Marez, Samantha	(6)Sumler, Sayja
12/09/09	at California	68-66	W	560	(32)Shavers, Chasity	(8)Shavers, Chasity
12/18/09	at Sacramento State	84-81	Wot	391	(21)Shavers, Chasity	(16)Ridge, Shaunna
12/22/09	at Colorado	50-86	L	2783	(16)Shavers, Chasity	(10)Sumler, Sayja
12/29/09	at CSU Bakersfield	64-86	L	304	(20)Marez, Samantha	(9)Hall, Marnesha
01/02/10	at Santa Clara	75-64	W	612	(23)Shavers, Chasity	(10)Shavers, Chasity
01/06/10	* NEVADA	56-64	L	315	(17)Ridge, Shaunna	(11)Ridge, Shaunna
01/09/10	* at Utah State	54-65	L	575	(20)Shavers, Chasity	(8)Shavers, Chasity
01/13/10	* LOUISIANA TECH	48-92	L	446	(12)Bradley, Britney	(5)Bradley, Britney
01/20/10	* at Boise State	53-75	L	814	(17)Shavers, Chasity	(7)Ridge, Shaunna
01/23/10	* IDAHO	58-53	W	2285	(16)Marez, Samantha	(6)Hall, Marnesha
01/27/10	* at Hawaii	49-63	L	1369	(16)Shavers, Chasity	(7)Sumler, Sayja
01/30/10	* FRESNO STATE	31-68	L	683	(13)Shavers, Chasity	(9)Hall, Marnesha
02/03/10	* NEW MEXICO STATE	48-68	L	289	(10)Hall, Marnesha	(14)Hall, Marnesha
02/06/10	* at Nevada	48-72	L	1572	(15)Shavers, Chasity	(10)Ridge, Shaunna
02/11/10	* UTAH STATE	46-66	L	318	(10)Brown, Ashley (6)Hall, Marnesha	(6)Shavers, Chasity
02/14/10	* at Louisiana Tech	66-81	L	1745	(27)Shavers, Chasity	(8)Ridge, Shaunna
02/17/10	* HAWAII	68-61	W	387	(16)Shavers, Chasity	(8)Hall, Marnesha
02/20/10	* BOISE STATE	62-80	L	441	(34)Shavers, Chasity	(9)Ridge, Shaunna
02/24/10	* at Idaho	59-74	L	381	(16)Shavers, Chasity (7)Ridge, Shaunna	(7)Sumler, Sayja
3/3/2010	* at Fresno State	47-83	L	3412	(14)Shavers, Chasity	(11)Hall, Marnesha
3/6/2010	* at New Mexico State	35-62	L	1225	(8)Brown, Ashley	(8)Ridge, Shaunna

\* = WAC game

! = FAU/Boca Bridge Hotel Holiday Tournament


ATTENDANCE SUMMARY	GAMES	TOTALS	AVG/GAME
HOME	14	7086	506
AWAY	13	15743	1211
NEUTRAL	2	491	246
TOTAL	29	23320	804

## 2009-10 Game-By-Game Points-Rebounds-Assists

Opponent	Shavers	Bradley	Brown	Sumler	Edinburgh	Broaden	Finnegan	Johnson
CAL STATE FULLERTON	21-1-2	13-7-2	9-2-3	8-5-2	DNP	0-1-0	1-1-2	DNP
PEPPERDINE	19-5-1	5-3-1	4-0-6	0-5-3	DNP	DNP	0-1-2	DNP
CS NORTHRIDGE	11-5-0	10-2-0	7-1-3	6-2-2	0-1-0	0-0-0	3-2-2	DNP
SAN FRANCISCO	17-6-2	2-1-0	DNP	2-3-7	DNP	DNP	0-0-4	DNP
vs Ole Miss	13-3-0	6-4-0	0-3-1	9-2-2	DNP	DNP	0-1-1	DNP
vs Fordham	10-4-1	5-1-0	6-0-3	9-3-3	0-1-0	DNP	0-0-0	DNP
LOYOLA MARYMOUNT	7-3-2	7-2-0	2-0-0	2-4-2	DNP	DNP	2-2-1	DNP
DENVER	10-2-1	DNP	DNP	10-6-3	DNP	DNP	0-2-1	DNP
at California	32-8-0	0-0-0	6-1-3	9-6-2	DNP	DNP	0-3-2	DNP
at Sacramento State	21-7-3	0-0-0	0-0-0	19-10-5	DNP	DNP	0-7-1	DNP
at Colorado	16-2-2	4-4-1	0-0-2	5-10-2	DNP	DNP	0-5-0	DNP
at CSU Bakersfield	7-7-3	DNP	2-2-1	13-5-2	0-0-0	DNP	3-6-2	DNP
at Santa Clara	23-10-2	DNP	4-1-0	10-0-2	4-1-0	DNP	2-0-4	DNP
NEVADA	15-4-1	0-0-0	6-2-5	10-2-4	0-0-0	DNP	0-0-1	DNP
at Utah State	20-8-0	2-1-0	7-2-2	10-3-3	0-1-0	DNP	0-1-1	0-0-0
LOUISIANA TECH	2-0-0	12-5-1	0-0-0	6-4-4	DNP	DNP	DNP	0-1-0
at Boise State	17-3-1	2-0-0	5-1-1	0-6-1	DNP	DNP	DNP	0-1-0
IDAHO	6-2-1	0-1-0	8-3-0	2-3-5	0-0-0	DNP	DNP	DNP
at Hawai'i	16-4-3	3-2-2	2-1-0	11-7-3	0-2-0	DNP	DNP	DNP
FRESNO STATE	13-3-1	1-1-0	2-4-2	7-5-1	0-0-0	DNP	DNP	0-1-1
NEW MEXICO STATE	8-1-2	DNP	DNP	9-2-1	DNP	0-1-0	DNP	4-1-1
at Nevada	15-1-0	DNP	8-3-1	9-0-2	0-3-0	DNP	DNP	0-0-2
UTAH STATE	8-6-2	DNP	10-0-3	7-1-1	0-0-0	DNP	DNP	1-0-0
at Louisiana Tech	27-4-1	DNP	2-4-1	12-7-2	DNP	DNP	DNP	0-0-0
HAWAII	16-4-1	DNP	12-3-4	13-5-4	0-2-0	DNP	DNP	DNP
BOISE STATE	34-3-1	3-1-1	2-4-2	12-6-4	2-0-0	DNP	DNP	DNP
at Idaho	16-4-0	0-0-0	2-3-2	6-7-4	8-6-0	DNP	DNP	0-0-0
at Fresno State	14-6-0	13-5-0	0-0-0	1-3-1	2-2-1	DNP	DNP	0-0-0
at New Mexico State	5-5-1	2-2-0	8-2-3	2-5-2	0-4-0	DNP	DNP	0-1-1

Opponent	Atoe	Hall	Shivo	Eckberg	Hamilton	Ridge	Keenan	Marex
CAL STATE FULLERTON	0-2-0	0-2-0	DNP	3-1-0	DNP	6-5-2	0-1-0	16-5-1
PEPPERDINE	0-0-0	9-9-1	DNP	11-1-1	0-1-0	8-7-4	DNP	10-5-0
CS NORTHRIDGE	2-1-1	5-3-0	DNP	0-2-0	0-2-0	9-3-1	DNP	8-8-2
SAN FRANCISCO	11-0-1	9-1-0	DNP	7-0-0	0-1-0	7-10-0	DNP	8-1-1
vs Ole Miss	0-1-0	1-4-1	DNP	0-0-0	2-2-0	0-2-1	DNP	2-2-0
vs Fordham	2-0-0	10-3-2	DNP	3-2-1	1-0-0	5-1-1	DNP	13-4-2
LOYOLA MARYMOUNT	1-2-0	5-5-1	DNP	DNP	4-1-0	11-8-1	DNP	6-2-0
DENVER	5-0-0	0-2-1	DNP	0-1-0	2-3-0	15-5-5	DNP	19-4-0
at California	0-0-3	3-3-2	DNP	DNP	0-1-0	5-4-1	DNP	13-3-0
at Sacramento State	15-5-2	5-10-0	DNP	DNP	5-6-1	9-16-3	DNP	10-9-0
at Colorado	2-1-0	5-3-0	DNP	DNP	0-0-0	4-8-2	DNP	14-2-0
at CSU Bakersfield	7-5-2	5-9-0	2-0-0	DNP	0-2-0	5-8-3	DNP	20-1-0
at Santa Clara	10-3-0	0-2-1	DNP	DNP	2-1-0	10-5-0	DNP	10-5-0
NEVADA	0-0-0	0-2-0	0-0-0	DNP	0-0-0	17-11-0	DNP	8-6-0
at Utah State	0-0-0	4-2-0	DNP	DNP	6-6-0	0-5-0	DNP	5-4-1
LOUISIANA TECH	6-1-0	10-4-0	4-2-1	DNP	0-1-0	4-3-2	DNP	4-2-0
at Boise State	0-1-0	5-2-1	DNP	DNP	2-4-0	11-7-2	DNP	11-2-0
IDAHO	13-2-0	5-6-3	DNP	DNP	DNP	8-2-5	DNP	16-5-0
at Hawai'i	0-1-0	5-6-0	DNP	DNP	2-0-0	0-3-0	DNP	10-5-1
FRESNO STATE	DNP	6-9-0	2-0-0	DNP	0-2-0	0-4-1	DNP	DNP
NEW MEXICO STATE	DNP	10-14-2	4-0-0	DNP	5-4-0	8-6-3	DNP	DNP
at Nevada	DNP	8-4-0	0-0-1	DNP	1-2-1	2-10-1	DNP	5-6-0
UTAH STATE	DNP	2-6-1	DNP	DNP	0-0-0	9-5-1	DNP	9-5-1
at Louisiana Tech	DNP	4-4-2	2-0-0	DNP	4-2-0	4-8-3	DNP	6-2-1
HAWAII	1-3-0	11-8-2	0-0-0	DNP	6-6-1	0-4-0	DNP	9-4-0
BOISE STATE	2-4-0	1-5-0	DNP	DNP	0-1-0	2-9-2	DNP	4-2-1
at Idaho	8-3-0	11-2-0	2-1-0	DNP	2-4-0	4-7-3	DNP	0-3-1
at Fresno State	2-2-1	11-11-2	DNP	DNP	0-1-0	DNP	DNP	4-6-3
at New Mexico State	0-5-0	7-6-0	DNP	DNP	5-3-0	6-8-1	DNP	DNP

# Record Book



# All-Time Roster

## -A-

Elea A'Giza	.....2001-02
Lora Alexander	.....1989-90
Ashley Alipate	.....2006
Terry Anderson	.....1975
Monet Andrews	.....2002
Diane Augmon	.....1983
Lamisha Augustine	.....2002-06

## -B-

Elinor Banks	.....1978-81
Myosha Barnes	.....2006-08
Kathleen Barrett	.....1996-99
Jeanette Bean	.....1983
Marianne Belgen	.....1982
Lee Bernardino	.....1978-79
Jennifer Biondi	.....1985
Kelly Blair	.....2009
Sherri Boone	.....1986
Jessica Borello	.....2001
Lindy Boretti	.....1977
Vicki Boyd	.....1975
Chantelle Brazzel	.....1999-2000
Mary Brennan	.....1985-86
Sheila Brewer	.....1992
Myesha Broaden	.....2009
Hulett Brooks	.....1990, 1992-94
Ashley Brown	.....2009
Marilyn Brown	.....1991
Shelia Brown	.....1981-84
Shemekia Brown	.....1992-95
Daphne Brownson	.....1992-95
Shana Buchanan	.....2001
Jackie Burress	.....1983
Denise Burtis	.....1980-81

## -C-


Christina Calcagno	.....2009
Danna Campbell	.....1997-98
Sarah Cantway	.....1996
Suzanne Carlos	.....1975
La Tasha Causey	.....1988-90, 1992
Chrissy Chang	.....1994
Rhoda Chew	.....1982-85
Stephanie Childs	.....1991-92
Donna Clark	.....1984
Monique Coble	.....2009

## -D-

Celina Dagnino	.....1998-2000
Dafina Dailey	.....1999
Tamiko Davis	.....2007-08
Adia Dawson	.....1995-96, 98
Susan Day	.....1978-80
Gail Dennis	.....1995-96
Phyllis DiGeronimo	.....1988-89
Crissy DiLuzio	.....2000
Sandra Dorsey	.....1975
Patty Duke	.....1987
Cindy Durio	.....1976

## -E-

Connie Ebanaz	.....1978
Aumornai Edinburgh	.....2008-09



*Elea A'Giza was second on the team in scoring in 2001-02. She played at San Jose State for two seasons and was named a WAC Player of the Week during the 2001-02 season.*

Wendy Elvord	.....1982
--------------	-----------

## -F-

Brenda Farley	.....1985
Breana Fields	.....2006
Kayla Forster	.....2003-04
Dana Foster	.....1983-86
Toni Foster	.....1977
Lisa Fraser	.....1979

## -G-

April Gafford	.....1986-87
Cindy Galarza	.....1981-82
Winnia Gazaway	.....1979-82
Nica Gemo	.....2004-05
Rochell Gentry	.....1975
Kristine Germone	.....1988
Megan Gluhan	.....1998-2000
Chris Gonzales	.....1976
Michelle Gossman	.....1995
Roxane Grayson	.....1980-81

## -H-

Amber Hall	.....2006-07
Jaime Hall	.....2006-07
Sally Halvorson	.....1977-79
Jana Ham	.....1976
Dominique Hamilton	.....2009
Shatiqua Hampton	.....1996
Michelle Hanson	.....1997-98
Rhonda Hanson	.....1978
Lindsay Harris	.....2004-05
Lois Harris	.....1999-2000
Tiffany Hearn	.....2003
Melissa Henderson	.....2003
Wanda Henderson	.....1975
Joanne Hernandez	.....1982-83
Alisha Hicks	.....2006-08
Janie Hillyer	.....1975-78
Judy Hillyer	.....1975-76
Lori Hoffman	.....1977
Lori Hogen	.....1975-76

Lori Holder	.....1984
Cheryl Hooper	.....1984
Rebecca Hunt	.....1995-96
LaTrese Hunter	.....1989-90

## -I-

Diseph Igoni	.....2001
Lisa Imahara	.....1987
Brittany Imaku	.....2006, 08
Kim Inman	.....1985-86
Erin Irving	.....1996-98
LaDonna Irving	.....1992-95

## -J-


Amber Jackson	.....2005-06
Lynette Jacobs	.....2007
Cathy Johnson	.....1977
Debbie Johnson	.....1978-80, 1982
Kendra Johnson	.....1987
Natasha Johnson	.....1996-2000
Rachel Johnson	.....1999
Teddi Johnson	.....1986-89
Bridgette Jones	.....1986
Dana Jones	.....1988-91
Myiesha Jones	.....2001

## -K-

Jessica Kellogg	.....2001-05
Barbara Kelly	.....1976-77
Monica Kerns	.....1991
Liz Keough	.....1977
Jan Khamashta	.....1978
Bernadette Knight	.....1993-94
Elaina Knight	.....1996

## -L-

Roberta Lawson	.....1984-85
Elana Layton	.....1978
Mary Beth Ledesma	.....1984-85, 1987-88
Cathy Lee	.....1977
Lisa Little	.....1993
Patti Lindh	.....1976



*Hulett Brooks was the only Spartan to ever be named a first-team All-Big West Conference selection in 1994.*

# All-Time Roster



Natasha Johnson is second all-time in three-point field goals made and third in attempts. She sank 168 of her 545 attempts. She also had 310 assists in 109 games played.

## -M-

Tenecia Macon	.....2003
Debbie Malchow	.....1975
Christine Martin	.....2008
Karen Mason	.....1978-81
Jane Masunagu	.....1975-76
Patti McBride	.....1975-76
Dominica McCord	.....1993-95
Renee McFarland	.....1997
Aisha McGee	.....1999
Ranice McGee	.....1977
Erica McGlaston	.....2004-05
Cindy McGovern	.....1977
Tiffany McKneely	.....2004
Pam McNelis	.....1988
Heather McPherson	.....1990
Julie Meeks	.....1975
Patty Meiner	.....1988-90
Kim Miller	.....1996-97
Danielle Mirante	.....1994-95
Noelle Mitchell	.....1975-76
Angela Modin	.....1998-99
Tricia Montgomery	.....1992-93
Chris Mooring	.....1977
Brittany Morris	.....2004-06
Sabrina Murphy	.....2005-06

## -N-

Emily Nichols	.....2008
Linda Nichols	.....1976
Kimberly Noble	.....2005

## -O-

Raylene Ochoa	.....1976-79
Gayle Olsen	.....1985
Ciara Omar	.....1999
Madeline Orr	.....1976

## -P-

Jodi Page	.....1989-90
Kylie Page	.....1996

Lori Palmquist	.....1975
Atari Parker	.....2001-02
Tina Parrott	.....1987
Mary Pasek	.....1975
Sandy Pearsall	.....1977
Joanne Peixoto	.....1975-76
Pam Pember	.....1991-92
Monica Pepple	.....1977
Liliana Perez	.....1988
Jan Peterson	.....1977
Sheryl Peterson	.....1975
Robin Poppoff	.....1975
Brittany Powell	.....2007-08
Nikki Prescott	.....2002-03
Mandy Purnell	.....1978

## -R-

Peggy Rambeau	.....1988
Diana Ramirez	.....1976
Regina Ramirez	.....1980
Maya Rawls	.....1993-95
Autumn Reede	.....1999
Gayle Rennek	.....1976
Theresa Ribera	.....1975
Shaunna Ridge	.....2009
Heather Ridnour	.....1998
Kerry Rosenberg	.....1975

## -S-

Sandi Satre	.....1979-81
Sonya Satre	.....1978
Rozlan Saunders	.....1980
Katie Schneider	.....2001-02
Carol Scott	.....1975
Gretchen Seeley	.....1993-94
Lindsay Shank	.....1975
Chasity Shavers	.....2009
Kim Sheehy	.....2003
Christina Shoaf	.....2006
Maria Silverio	.....1991
Kim Skaggs	.....1989-92
Renee Simmons	.....1978
LaTanya Simmons	.....1983-84
Amy Smith	.....1994
Ayana Smith	.....1995-96, 98-99
Chaunita Smith	.....2002-03
Danada Smith	.....2001
Japora Smith	.....1985
Juliana Smith	.....2000
Karen Smith	.....1989-92
LaVerne Smith	.....1984
MiaTonya Smith	.....2001-02
Chris Snyder	.....1989, 1991
Jan Spalding	.....1976-78
Sasha Spalding	.....1996-2000
Natalie St. Mary	.....1982-83
Vickie Stanbridge	.....1975
Kari Steele	.....1994-97
Joyce Stewart	.....1986-88
Shari Stoulil	.....1984
Dana Stout	.....1975
Bernadette Sufflé	.....2000

Sayja Sumler	.....2008-09
Teri (Palmer) Swarbrick	.....1977, 1980

## -T-

Tatiana Taylor	.....2001-04
Teoma Taylor	.....2001-04
Johnnie Thomas	.....1987-88
Robin Thompson	.....1981-84
Wanda Thompson	.....1978-81
Tamara Tigue	.....1987, 1989-90
Pam Trombatore	.....1976
Chenne Tuimoloau	.....2004
Cathy Turner	.....1979
Joi Turner	.....1994-97
Sharon Turner	.....1982-84, 1986

## -U-

Anetero Uiagalelei	.....2005-06
--------------------	--------------

## -V-

Angela Vadnais	.....1986
Chela Vasquez	.....1976

## -W-


Karen Ward	.....1981-82
Sue Webb	.....1977
Tiffany Wells	.....2003
Natalie White	.....2006-09
Cricket Williams	.....2001-04
Elisha Williams	.....1997-98
Francine Williams	.....1993
Kalia Williams	.....2006-07
Taja Winston	.....1985-86
Courtney Wittstruck	.....1998
Shannon Wooten	.....1994
Megan Wrinkle	.....1991

## -Y-

Debbie Yanaguhara	.....1975-76
Sherry Yudt	.....1990-93

## -Z-

Yvonne Zandi	.....1996-97
--------------	--------------



Sherry Yudt is fifth all-time in assists with 336 after playing for four years from 1990-93. She is seventh all-time in steals with 169.


# SJSU Sports Hall of Fame

## Elinor Banks • 1978-81



Elinor was inducted into the San Jose State University Sports Hall of Fame on November 5, 1999. She was the first women's basketball player to be inducted into the Hall of Fame.

- 1979 All-American, the first San Jose State University women's basketball player to earn this recognition.
- 1978 and 1979 First Team All-NorCal & 1980 and 1981 Second Team All-NorCal
- Elinor holds the San Jose State career records in rebounding with 1,062 rebounds and career blocks with 156 and is third all-time in scoring with 1,666 points, a 15.1 per game average.




## Karen Mason • 1978-81



Karen was inducted into the San Jose State University Sports Hall of Fame on October 26, 2001 and was honored at the final women's basketball home game of the 2001-02 season.

- 1981 All-American, the second San Jose State women's basketball player to earn this honor.
- 1979, 1980 and 1981 First Team All-NorCal
- Karen is the San Jose State career scoring record holder with 1,760 points in 111 games played.
- She also holds school records for field goals made (735), field goals attempted (1,686), free throws made (290) and free throws attempted (467).






# SJSU Sports Hall of Fame

## Sharon Chatman • 1977-86

Sharon was inducted into the San Jose State University Sports Hall of Fame on October 1, 2004.

- Only women's basketball coach with a winning record with a 143-121 mark.
- Six consecutive winning seasons and won at least 20 games in 1979 and 1980.
- 1978 & 1979 NorPac Conference Champions
- Played in the postseason in four consecutive seasons from 1978 to 1981
- Currently serving as a judge in Santa Clara County.



## Wanda Thompson • 1978-81

Wanda was inducted into the San Jose State University Sports Hall of Fame on September 2, 2005.

- First team All-Conference selection in 1980.
- Three-time second team All-Conference selection in 1978, 1979 & 1980.
- Single season record holder for assists with 211 in 1980.
- Career record holder in assists with 742.
- Only basketball player in school history, male or female, to have more than 100 steals in two seasons and more than 150 assists in four seasons.



# Spartan Honors

## All-Americans

1978-79 Elinor Banks  
1980-81 Karen Mason

## All-WAC

### First Team

2006 Lamisha Augustine  
Amber Jackson  
2005 Lamisha Augustine  
2003 Cricket Williams  
2002 Cricket Williams

### Second Team

2005 Amber Jackson  
Cricket Williams

### All-Defensive Team

2002 Cricket Williams

### All-Freshman Team

2007 Brittany Powell  
2005 Amber Jackson

### WAC Coach of the Year

2002 Janice Richard

### WAC Players of the Week

2005-06 Amber Jackson, Jan. 23  
Lamisha Augustine, Dec. 12  
2004-05 Erica McGlaston, Feb. 28  
Lamisha Augustine, Jan. 31  
Amber Jackson, Dec. 13



Lamisha Augustine finished her career with 1,226 career points, good for eighth on the all-time scoring list.

2003-04 Tatiana Taylor, Mar. 8  
Cricket Williams, Dec. 29  
2002-03 Cricket Williams, Mar. 3  
2001-02 Cricket Williams, Feb. 18  
Elea A'Giza, Dec. 31  
2000-01 Atari Parker - Feb. 12  
Atari Parker, Jan. 22  
Danada Smith, Jan. 2  
1996-97 Kari Steele - Feb. 17  
Joi Turner, Dec. 30

## All-Big West

### First Team

1994 Hulett Brooks

### Second Team

1993 Hulett Brooks  
1989 Lora Alexander

### Honorable Mention

1996 Kylie Page  
1995 Kari Steele  
1994 Kari Steele  
1990 Lora Alexander  
1987 Johnnie Thomas

### All-Freshman Team

1996 Kylie Page  
1994 Kari Steele  
1990 Hulett Brooks  
1989 Kim Skaggs  
1988 LaTasha Causey

### Big West Freshman of the Year

1996 Kylie Page

### All-NorPac

#### First Team

1983 Natalie St. Mary

#### Second Team

1986 Dana Foster  
1985 Dana Foster  
1984 Rhoda Chew

### All-Freshman Team

1985 Japora Smith

### Big West Players of the Week

1995-96 Kylie Page - Jan. 2  
Kylie Page - Dec. 12  
1993-94 Hulett Brooks - Mar. 1  
Hulett Brooks - Jan.

## All-NorCal

### First Team

1981 Karen Mason

1980 Karen Mason  
1980 Wanda Thompson  
1979 Elinor Banks  
1979 Karen Mason  
1978 Elinor Banks

### Second Team

1982 Shelia Brown  
1981 Elinor Banks  
1981 Wanda Thompson  
1980 Elinor Banks  
1979 Debbie Johnson  
1979 Wanda Thompson  
1978 Debbie Johnson  
1978 Wanda Thompson

### NorCal Coach of the Year

1977-78 Sharon Chatman



Sharon Chatman was honored as NorCal Coach of the Year for the 1977-78 season. She is a member of the SJSU Sports Hall of Fame.

*I am...because we Are.*



**“Through the help of others  
you can accomplish anything.”**

# Spartan Record Book

## Team Records

### POINTS

<i>Game</i>	103	vs. San Francisco State, 12/5/80
<i>Season</i>	2,301	1979-80, 31 games
<i>Season average</i>	78.9	1978-79, 28 games, 2,208 points
<i>Largest winning margin</i>	65	vs. Cal Poly SLO (1/6/79), 96-31
<i>Largest losing margin</i>	80	vs. Long Beach St. (2/14/87), 149-69

### FEWEST POINTS

<i>Half</i>	7	vs. Rice, 2/17/00
<i>Game</i>	26	vs. Utah, 2/18/99
<i>Season</i>	1,294	1998-99, 27 games
<i>Season Average</i>	47.9	1998-99, 27 games
<i>Conference Season</i>	632	1998-99, 14 games

### FIELD GOALS MADE

<i>Game</i>	44	vs. Arizona, 1/4/79
<i>Season</i>	972	1979-80, 31 games

### FIELD GOALS ATTEMPTED

<i>Game</i>	109	vs. Santa Clara, 2/22/78
<i>Season</i>	2,230	1979-80, 31 games

### THREE-POINT FIELD GOALS MADE

<i>Game</i>	13	vs. Long Beach State, 2/13/94
<i>Season</i>	146	1999-2000, 27 games

### THREE-POINT FIELD GOALS ATTEMPTED

<i>Game</i>	30	vs. Long Beach State, 2/13/94
<i>Season</i>	493	2000-01, 29 games

### FREE THROWS MADE

<i>Game</i>	30	vs. TCU, 2/7/98
<i>Season</i>	399	2000-01, 29 games

### FREE THROWS ATTEMPTED

<i>Game</i>	47	vs. San Francisco State, 12/5/80
<i>Season</i>	642	1993-94, 27 games

### FREE THROW PERCENTAGE

<i>Game</i>	.929	vs. Santa Clara, 12/11/91
<i>Season</i>	.684	2000-01, 29 games

### REBOUNDS

<i>Game</i>	87	vs. Fresno State, 2/2/79
<i>Season</i>	1,578	1978-79, 28 games
<i>Season average</i>	56.4	1978-78, 28 games

### ASSISTS

<i>Game</i>	30	vs. USF, 2/17/78
<i>Season</i>	466	1977-78, 27 games
<i>Season average</i>	21.0	1977-78, 27 games

### STEALS

<i>Game</i>	35	vs. Washington State, 2/8/80
<i>Season</i>	525	1979-80, 31 games
<i>Season average</i>	16.9	1979-80, 31 games

### BLOCKED SHOTS

<i>Game</i>	19	vs. USF, 2/10/79
<i>Season</i>	198	1978-79, 28 games
<i>Season average</i>	7.1	1978-79, 28 games



*The 2003-04 Spartan defense was one of the stingiest in recent history, holding opponents to 37.3 percent from the field and ranking nationally in field goal percentage defense.*

# Spartan Record Book

## Individual Records

### POINTS

<i>Game</i>	41	Hulett Brooks, vs. Sacramento State, 12/10/93
<i>Season</i>	571	Cricket Williams, 28 games, 2003-03
<i>Season avg.</i>	20.8	Natalie St. Mary (540 pts.), 26 games, 1982-83
<i>Career</i>	1,760	Karen Mason, 111 games, 1977-81
<i>Career avg.</i>	18.2	Lora Alexander (1,017 pts.), 56 games, 1988-90

### FIELD GOALS MADE

<i>Game</i>	16	Natalie St. Mary (23 att.), vs. Cal Poly SLO, 11/20/82
<i>Season</i>	233	Natalie St. Mary (515 att.), 26 games, 1982-83
<i>Career</i>	730	Elinor Banks (1,609 att.), 110 games, 1977-81

### FIELD GOALS ATTEMPTED

<i>Game</i>	33	Hulett Brooks (14 made), vs. Sacramento State, 12/10/93
<i>Season</i>	515	Natalie St. Mary (233 made), 26 games, 1982-83
<i>Career</i>	1,609	Elinor Banks (730 made), 110 games, 1977-81

### FIELD GOAL PERCENTAGE

<i>Game</i>	.846	Tatiana Taylor (11-13), vs. Boise State, 1/22/04
<i>Season</i>	.659	Amber Jackson (205-311), 30 games, 2004-05
<i>Career</i>	.488	Winnia Gazaway (311-637), 71 games, 1977-81

### THREE-POINT FIELD GOALS MADE

<i>Game</i>	8	Gretchen Seeley (14 att.), vs. Long Beach State, 2/13/94
<i>Season</i>	74	Kari Steele (187 att.), 28 games, 1996-97
<i>Career</i>	199	Kari Steele (575 att.), 110 games, 1994-97

### THREE-POINT FIELD GOALS ATTEMPTED

<i>Game</i>	15	Natalie White (6 made) at Washington St., 12/16/07
<i>Season</i>	212	Jessica Kellogg (70 made), 28 games, 2002-03
<i>Career</i>	575	Kari Steele (199 made), 110 games, 1994-97

### FREE THROWS MADE

<i>Game</i>	15	Lindsay Harris (16 att.) vs. Rice, 3/11/2005
	15	Karen Mason (17 att.), vs. Cal Poly Pomona, 12/10/77
<i>Season</i>	152	Cricket Williams (240 att.), 28 games, 2002-03
<i>Career</i>	466	Cricket Williams (732 att.), 105 games, 2001-04

### FREE THROWS ATTEMPTED

<i>Game</i>	18	Lora Alexander (11 made), vs. Long Beach State, 1/7/89
<i>Season</i>	240	Cricket Williams (152 made), 28 games, 2002-03
<i>Career</i>	732	Cricket Williams (466 made), 105 games, 2001-04

### REBOUNDS

<i>Game</i>	21	Rhoda Chew, vs. Santa Clara, 2/21/84
	21	Rhoda Chew, vs. Pacific, 12/8/84
<i>Season</i>	329	Rhoda Chew, 26 games, 1983-84
<i>Season avg.</i>	12.7	Rhoda Chew (329), 26 games, 1983-84
<i>Career</i>	1,062	Elinor Banks, 110 games, 1977-81
<i>Career avg.</i>	11.1	Lora Alexander (622), 56 games, 1988-90

### ASSISTS

<i>Game</i>	16	Cricket Williams, vs. Tulsa, 3/2/03
	16	Liz Keough, vs. Stanislaus State, 1976-77
<i>Season</i>	211	Wanda Thompson, 27 games, 1977-78
<i>Season avg.</i>	7.8	Wanda Thompson (211), 27 games, 1977-78
<i>Career</i>	742	Wanda Thompson, 113 games, 1977-78
<i>Career avg.</i>	6.6	Wanda Thompson (742), 113 games, 1977-78

### STEALS

<i>Game</i>	12	Natalie St. Mary, vs. Cal Poly SLO, 11/20/82
<i>Season</i>	136	Wanda Thompson, 31 games, 1979-80
<i>Season avg.</i>	4.4	Wanda Thompson (136), 31 games, 1979-80
<i>Career</i>	434	Wanda Thompson, 113 games, 1977-81
<i>Career avg.</i>	3.8	Wanda Thompson (434), 113 games, 1977-81

### BLOCKED SHOTS

<i>Game</i>	7	Nica Gemo, vs. Boise State, 1/20/2005
	7	Rhoda Chew, vs. Washington State, 1/20/83
<i>Season</i>	58	Lamisha Augustine, 28 games, 2005-06
<i>Season avg.</i>	2.1	Lamisha Augustine (58), 28 games, 2005-06
<i>Career</i>	156	Elinor Banks, 110 games, 1977-81
<i>Career avg.</i>	1.9	Elinor Banks (156), 110 games, 1977-81

### 20/20 CLUB

(20 points, 20 rebounds in same game)

27 points, 20 rebounds

Lora Alexander, vs. UC Santa Barbara (2/23/89)

# Top Single Game Performances

## TOP SCORING EFFORTS

- 41 Hulett Brooks, vs. Sacramento State (12/10/93)
- 38 Danada Smith, vs. Long Island (12/30/00)
- 36 Natalie St. Mary, vs. Cal Poly SLO (11/20/82)
- Lora Alexander, vs. Santa Clara (12/20/88)
- 35 Karen Mason, vs. Cal State Fullerton (12/6/80)
- Hulett Brooks, vs. UNLV (2/17/94)
- Kari Steele, vs. Air Force (2/15/97)
- Lamisha Augustine, vs. Colorado State (12/10/05)
- 34 Tatiana Taylor, vs. Nevada (3/6/04)
- 33 Kylie Page, vs. Montana State (12/30/95)
- Lora Alexander, vs. Long Beach State (2/24/90)
- 32 Johnnie Thomas, vs. UC Santa Barbara (1/10/87)
- Hulett Brooks, vs. Loyola Marymount (12/29/93)
- Cricket Williams, vs. SMU (1/11/03)
- Jessica Kellogg, vs. Tulsa (3/2/03)
- Amber Jackson, vs. Nevada (12/30/04)
- 31 Lora Alexander, vs. Long Beach State (1/7/89)
- Hulett Brooks, vs. Cal State Northridge (12/30/93)
- 30 Karen Mason, vs. Stanford (2/24/79)
- Winnia Gazaway, vs. Pacific (1/16/82)
- Rhoda Chew, vs. Idaho State (12/27/84)
- Rhoda Chew, vs. California (3/1/85)
- Lora Alexander, vs. UNLV (2/22/90)
- Courtney Wittstruck, vs. Nevada (12/29/97)
- Sasha Spalding, vs. TCU (1/8/98)
- Atari Parker, vs. Hawaii (1/21/01)
- Cricket Williams, vs. UTEP (3/6/03)
- 29 Atari Parker, vs. Santa Clara (11/29/00)
- Kylie Page, vs. Idaho (12/9/95)
- Kari Steele, vs. Cal State Fullerton (1/15/95)
- Natalie St. Mary, vs. California (2/26/83)
- Cricket Williams, vs. Fresno State (1/25/03)
- 28 Lee Bernardino, vs. San Diego State (12/3/77)
- Karen Mason, vs. California (1/31/79)
- Karen Mason, vs. USC (3/9/79)
- Karen Mason, vs. San Francisco (2/21/80)
- Natalie St. Mary, vs. Pacific (2/10/83)
- Shelia Brown, vs. California (3/2/84)
- Pam Pember, vs. UC Irvine (2/1/92)
- Kim Skaggs, vs. UC Santa Barbara (2/13/92)
- Pam Pember, vs. UC Irvine (2/27/92)
- Pam Pember, vs. Cal State Fullerton (2/29/92)
- Cricket Williams, vs. Southern Utah (12/21/02)
- Cricket Williams, vs. Nevada (2/22/03)
- Lamisha Augustine, vs. Boise State (2/1/06)
- 27 Shelia Brown, vs. Cal Poly SLO (11/28/81)
- Winnia Gazaway, vs. UNLV (12/20/81)
- Natalie St. Mary, vs. California (3/6/82)
- Shelia Brown, vs. Stanford (12/8/82)
- Rhoda Chew, vs. Fresno State (2/17/84)
- Rhoda Chew, vs. St. Mary's (1/8/85)
- Lora Alexander, vs. UNLV (2/4/89)
- Lora Alexander, vs. UC Santa Barbara (2/23/89)
- Lora Alexander, vs. Pacific (3/2/89)
- Lora Alexander, vs. Santa Clara (12/28/89)
- Lora Alexander, vs. Cal State Fullerton (3/3/90)

- Kylie Page, vs. Fresno State (11/29/95)
- Kari Steele, vs. Long Beach State (1/21/96)
- Atari Parker, vs. Southern Utah (12/7/00)
- Atari Parker, vs. Rice (1/26/01)
- Danada Smith, vs. Tulsa (1/28/01)
- Danada Smith, vs. Fresno State (2/4/01)
- Cricket Williams, vs. SMU (2/7/02)
- Tatiana Taylor, vs. Boise State, (1/22/04)
- Amber Jackson, vs. Boise State (1/19/06)
- Natalie White, vs. Boise State (2/28/08)
- Natalie White, vs. Oregon (11/15/08)

## TOP REBOUNDBING EFFORTS

- 21 Rhoda Chew, vs. Santa Clara (2/21/84)
- Rhoda Chew, vs. Pacific (12/8/84)
- 20 Elinor Banks, vs. Fresno State (2/2/79)
- Rhoda Chew, vs. San Francisco (1/14/84)
- Taja Winston, vs. California (2/7/86)
- Lora Alexander, vs. UC Santa Barbara (2/23/89)
- 19 Jan Peterson, vs. unknown opponent (1976-77)
- Sally Halvorson, vs. unknown opponent (1976-77)
- Elinor Banks, vs Long Beach State (2/25/78)
- Elinor Banks, vs. Chico State (12/29/79)
- Roberta Lawson, vs. UC Santa Barbara (11/15/84)
- Lora Alexander, vs. Santa Clara (12/20/88)
- Lora Alexander, vs. Central Michigan (12/29/88)
- Lora Alexander, vs. Pacific (2/29/90)
- Teoma Taylor, vs. Boise State (1/2/03)
- 18 Elinor Banks, vs. Hayward State (12/21/78)
- Elinor Banks, vs. Cal Poly SLO (1/6/79)
- Rhoda Chew, vs. Houston, (12/21/82)
- Natalie St. Mary, vs. Oregon State (2/5/83)
- Natalie St. Mary, vs. Fresno State (2/12/83)
- Rhoda Chew, vs. Santa Clara (1/18/84)
- Taja Winston, vs. Montana (1/1/86)
- Pam Pember, vs. UC Santa Barbara (1/12/91)
- Shemekia Brown, vs. Idaho (11/26/94)
- Sasha Spalding, vs. TCU (1/8/98)

**20/20 CLUB** (20 points, 20 rebounds in same game)

27 points, 20 rebounds Lora Alexander, vs. UC Santa Barbara (2/23/89)

*I am...because we Are.*



**SPARTAN  
TRENTH**



**“Less me, more WE.”**

# Career Leaders

## SCORING

	G	PTS	AVG
1. Karen Mason (1978-1981)	111	1,760	15.9
2. Cricket Williams (2001-04)	105	1,676	16.0
3. Elinor Banks (1978-1981)	110	1,666	15.4
4. Hulett Brooks (1990, 1992-1994)	109	1,373	12.6
5. Kari Steele (1994-1997)	110	1,340	12.2
6. Shelia Brown (1981-1984)	100	1,230	12.3
7. Natalie White (2006-09)	118	1,229	10.4
8. Lamisha Augustine (2002-06)	120	1,226	10.2
9. Rhoda Chew (1982-1985)	105	1,188	11.3
10. Natasha Johnson (1996-2000)	109	1,172	10.8
11. Tatiana Taylor (2001-04)	114	1,165	10.2
12. Lora Alexander (1989-1990)	56	1,019	18.2

## FIELD GOALS MADE

	G	ATT	MADE
1. Karen Mason (1978-1981)	111	1686	735
2. Elinor Banks (1978-1981)	110	1609	730
3. Shelia Brown (1981-1984)	100	1450	563
4. Hulett Brooks (1990, 1992-1994)	109	1383	554
5. Cricket Williams (2001-04)	105	1531	548
6. Lamisha Augustine (2002-06)	120	1312	490
7. Rhoda Chew (1982-1985)	105	995	484
8. Tatiana Taylor (2001-04)	114	925	455
9. Kari Steele (1994-1997)	110	1190	441
10. Natalie White (2006-09)	118	1273	437

## FIELD GOALS ATT.

	G	MADE	ATT
1. Karen Mason (1978-1981)	111	735	1,686
2. Elinor Banks (1978-1981)	110	730	1,609
3. Cricket Williams (2001-04)	105	548	1,531
4. Shelia Brown (1981-1984)	100	558	1,450
5. Hulett Brooks (1990, 1992-1994)	109	554	1,383
6. Lamisha Augustine (2002-06)	120	490	1,312
7. Natalie White (2006-08)	118	437	1,273
8. Kari Steele (1994-1997)	110	441	1,190
9. Natasha Johnson (1996-2000)	109	366	1,066
10. Kim Skaggs (1989-1992)	103	351	1,026

## FIELD GOAL PERCENTAGE

	GFG-FGA	PCT
1. Amber Jackson (2005-06)	57 396-640	.619
2. Kylie Page (1996)	24 148-292	.507
3. Winnia Gazaway (1979-1982)	71 321-637	.504
4. Tatiana Taylor (2001-04)	114 455-925	.492
5. Dana Foster (1983-1986)	103 342-702	.487
6. Rhoda Chew (1982-1985)	105 484-995	.486
7. Brittany Powell (2007-08)	61 258-540	.478
8. Denise Burtis (1980-1981)	51 148-312	.474
9. Roberta Lawson (1984-1985)	50 201-429	.469
10. Johnnie Thomas (1987-1988)	40 207-443	.467

## 3-POINT FIELD GOALS MADE


	G	ATT	MADE
1. Kari Steele (1994-1997)	110	575	199
2. Jessica Kellogg (2001-05)	119	525	168
Natasha Johnson (1996-2000)	109	545	168
4. Natalie White (2006-08)	118	568	164
5. Cricket Williams (2001-04)	105	404	114
6. Atari Parker (2001-02)	57	365	101
7. Kim Skaggs (1989-1992)	103	238	80
8. Sherry Yudt (1990-1993)	105	238	76
9. Megan Gluhan (1998-2000)	68	202	70
10. Danada Smith (2001)	29	178	57

## 3-POINT FIELD GOALS ATTEMPTED


	G	MADE	ATT
1. Kari Steele (1994-1997)	110	199	575
2. Natalie White (2006-08)	118	164	568
3. Natasha Johnson (1996-2000)	109	168	545
4. Jessica Kellogg (2001-05)	119	168	525
5. Cricket Williams (2001-04)	105	114	404
6. Atari Parker (2001-02)	57	101	365
7. Kim Skaggs (1989-1992)	103	80	238
Sherry Yudt (1990-1993)	105	76	238
9. Megan Gluhan (1998-2000)	68	70	202
10. Anetero Uiagalelei (2005-06)	56	37	182



Karen Mason is the school's all-time scoring leader with 1,760 points. She was named and all-American for the 1980-81 season.



Gretchen Seeley set the record for career three-point percentage at .408 (49-120).



Wanda Thompson holds school records for assists in a season (211) and a career (742) and steals in a season (136) and a career (434).



*I am...because we Are.*

*“We are a community of one.”*



## Career Leaders

### 3-POINT PERCENTAGE

	<b>G3FG-FGA</b>	<b>PCT</b>
1. Gretchen Seeley (1993-1994)	49 49-120	.408
2. Emily Nichols (2008)	30 42-107	.393
3. Christine Martin (2008)	31 26-68	.382
4. Kylie Page (1996)	24 26-72	.361
5. Megan Gluhan (1998-2000)	68 70-202	.347
6. Kari Steele (1994-1997)	110 199-575	.343
7. Kim Skaggs (1989-1992)	103 80-238	.336
Jodi Page (1989-1990)	37 42-125	.336
9. Jessica Kellogg (2001-05)	119 168-525	.320
Danada Smith (2001)	29 57-178	.320

### FREE THROWS MADE

	<b>G</b>	<b>ATT</b>	<b>MADE</b>
1. Cricket Williams (2001-04)	105	732	466
2. Karen Mason (1978-1981)	111	467	290
3. Natasha Johnson (1996-2000)	109	402	272
4. Kari Steele (1994-1997)	110	359	259
5. Tatiana Taylor (2001-04)	114	394	255
6. Hulett Brooks (1990, 1992-1994)	109	344	245
7. Lora Alexander (1989-1990)	56	406	241
8. Lamisha Augustine (2002-06)	120	325	231
9. Rhoda Chew (1982-1985)	105	366	220
10. Pam Pember (1991-1992)	52	296	216

### FREE THROWS ATTEMPTED

	<b>G</b>	<b>MADE</b>	<b>ATT</b>
1. Cricket Williams (2001-04)	105	466	732
2. Karen Mason (1978-1981)	111	290	467
3. Lora Alexander (1989-1990)	56	241	406
4. Natasha Johnson (1996-2000)	109	272	402
5. Tatiana Taylor (2001-04)	114	255	394
6. Elinor Banks (1978-1981)	110	206	379
7. Rhoda Chew (1982-1985)	105	220	366
8. Kari Steele (1994-1997)	110	259	359
9. Hulett Brooks (1990, 1992-1994)	109	245	344
10. Karen Smith (1989-1992)	106	178	333

### FREE THROW PERCENTAGE

	<b>GFT-FTA</b>	<b>PCT</b>
1. Natalie White (2006-08)	188 191-233	.820
2. Lindsay Harris (2004-05)	56 116-147	.789
3. Atari Parker (2001-02)	57 166-212	.783
4. Cindy Galarza (1981-1982)	53 78-103	.757
5. Pam Pember (1991-1992)	52 216-296	.730
6. Kari Steele (1994-1997)	110 259-359	.721
7. Denise Burtis (1980-1981)	51 43-60	.717
8. Hulett Brooks (1990, 1992-1994)	109 245-344	.712
9. Kim Skaggs (1989-1992)	103 125-176	.710
Dana Jones (1988-1991)	76 115-162	.710

### REBOUNDING

	<b>G</b>	<b>REB</b>	<b>AVG</b>
1. Elinor Banks (1978-1981)	110	1,062	9.7
2. Rhoda Chew (1982-1985)	105	946	9.0
3. Debbie Johnson (1979-1980, 1982)	84	703	8.4
4. Lamisha Augustine (2002-06)	120	700	5.8
5. Tatiana Taylor (2001-04)	114	692	6.1
6. Hulett Brooks (1990, 1992-1994)	109	647	5.9

7. Lora Alexander (1989-1990)	56	622	11.1
8. Winnia Gazaway (1979-1980, 1982)	71	604	8.5
9. Karen Mason (1978-1981)	111	562	5.1
10. Karen Smith (1989-1992)	106	560	5.3

### ASSISTS

	<b>G</b>	<b>AST</b>	<b>AVG</b>
1. Wanda Thompson (1978-1981)	113	742	6.6
2. Cricket Williams (2001-04)	105	644	6.1
3. Dana Foster (1983-1986)	103	589	5.7
4. LaTasha Causey (1988-1990, 1992)	94	337	3.6
5. Sherry Yudt (1990-1993)	105	336	3.2
6. Kari Steele (1994-1997)	110	333	3.0
7. Robin Thompson (1981-1984)	105	328	3.1
8. Natasha Johnson (1996-2000)	109	310	2.8
9. Brittany Imaku (2006-08)	63	258	4.1
10. Erica McGlaston (2004-05)	59	250	4.2

### BLOCKED SHOTS

	<b>G</b>	<b>BS</b>	<b>AVG</b>
1. Elinor Banks (1979-1981)	110	156	1.4
2. Rhoda Chew (1982-1985)	105	148	1.4
3. Lamisha Augustine (2002-06)	120	138	1.2
4. Debbie Johnson (1979-1980, 1982)	84	82	1.0
5. Winnia Gazaway (1979-1982)	71	79	1.1
6. Shemekia Brown (1992-1995)	100	75	0.8
7. Nica Gemo (2004-05)	58	62	1.1
Pam Pember (1991-1992)	52	62	1.2
9. Brittany Powell (2007-08)	61	56	0.9
10. Shaunna Ridge (2009)	30	53	1.8

### STEALS

	<b>G</b>	<b>ST</b>	<b>AVG</b>
1. Wanda Thompson (1978-1981)	113	434	3.8
2. Cricket Williams (2001-04)	105	311	2.9
3. Dana Foster (1983-1986)	103	266	2.6
4. Kari Steele (1994-1997)	110	226	2.1
5. Karen Mason (1978-1981)	111	204	1.8
6. LaTasha Causey (1988-1990, 1992)	94	190	2.0
7. Sherry Yudt (1990-1993)	105	169	1.6
8. Natalie St. Mary (1982-1983)	53	165	3.1
9. Natasha Johnson (1996-2000)	109	164	1.5
10. Joi Turner (1994-1997)	100	155	1.6

### GAMES PLAYED

	<b>G</b>
1. Lamisha Augustine (2002-06)	120
2. Jessica Kellogg (2001-05)	119
3. Natalie White (2006-09)	118
4. Tatiana Taylor (2001-04)	114
5. Teoma Taylor (2001-04)	113
Wanda Thompson (1978-1981)	113
7. Karen Mason (1978-1981)	111
8. Kari Steele (1994-1997)	110
Elinor Banks (1978-1981)	110
10. Natasha Johnson (1996-2000)	109
Hulett Brooks (1990, 1992-1994)	109

*I am...because we Are.*



*“We improve by learning from each other.”*

# 1,000-Point Club

## 1. Karen Mason (1978-81)

YEAR	G-GS	FG-FGA	PCT	3PM-A	PCT	FT-FTA	PCT	REB	AVG	AST	BS	ST	PTS	AVG
1977-78	27	139-341	.408			52-99	.525	137	5.0	36	—	—	351	13.0
1978-79	27	174-372	.468			62-98	.633	120	4.4	48	—	—	410	15.2
1979-80	31	212-495	.428			79-118	.669	149	4.8	36	—	65	503	16.2
<u>1980-81</u>	<u>26</u>	<u>210-478</u>	<u>.439</u>			<u>97-152</u>	<u>.638</u>	<u>156</u>	<u>6.0</u>	<u>33</u>	<u>3</u>	<u>50</u>	<u>517</u>	<u>19.9</u>
Career	111	735-1686	.435			290-467	.620	562	5.0	273	4	115	1760	15.9

## 2. Cricket Williams (2001-04)

YEAR	G-GS	FG-FGA	PCT	3PM-A	PCT	FT-FTA	PCT	REB	AVG	AST	BS	ST	PTS	AVG
2000-01	22/19	84-226	.372	13-56	.232	57-90	.633	86	3.9	108	1	48	238	10.8
2001-02	27/25	159-413	.385	33-89	.371	134-197	.680	109	4.0	159	4	88	485	18.0
2002-03	28/27	188-500	.376	43-155	.277	152-240	.633	155	5.5	192	1	81	571	20.4
<u>2003-04</u>	<u>28/28</u>	<u>117-392</u>	<u>.298</u>	<u>25-104</u>	<u>.240</u>	<u>123-205</u>	<u>.600</u>	<u>170</u>	<u>6.1</u>	<u>185</u>	<u>6</u>	<u>94</u>	<u>382</u>	<u>13.6</u>
Totals	105-99	548-1531	.358	114-404	.282	466-732	.637	520	5.0	644	12	311	1676	16.0

## 3. Elinor Banks (1978-81)

YEAR	G-GS	FG-FGA	PCT	3PM-A	PCT	FT-FTA	PCT	REB	AVG	AST	BS	ST	PTS	AVG
1977-78	27	152-354	.429			44-94	.468	263	9.7	41	—	—	348	9.7
1978-79	25	172-396	.434			33-83	.398	310	12.4	31	—	—	410	15.1
1979-80	31	211-460	.459			67-105	.638	249	8.0	35	55	50	489	15.8
<u>1980-81</u>	<u>27</u>	<u>195-399</u>	<u>.489</u>			<u>62-97</u>	<u>.639</u>	<u>240</u>	<u>8.9</u>	<u>29</u>	<u>48</u>	<u>45</u>	<u>452</u>	<u>16.7</u>
Career	110	730-1609	.453			206-319	.543	1062	9.6	136	103	95	1699	15.4

## 4. Hulett Brooks (1990, 1992-94)

YEAR	G-GS	FG-FGA	PCT	3PM-A	PCT	FT-FTA	PCT	REB	AVG	AST	BS	ST	PTS	AVG
1989-90	29-4	120-262	.458	0-1	.000	39-66	.591	144	5.0	40	12	25	279	9.6
1991-92	27-24	97-262	.370	1-1	1.000	46-58	.793	161	6.0	49	6	27	241	8.9
1992-93	26-26	150-385	.390	6-19	.316	61-85	.718	176	6.8	41	12	36	367	14.1
<u>1993-94</u>	<u>27-27</u>	<u>187-474</u>	<u>.395</u>	<u>13-49</u>	<u>.265</u>	<u>99-135</u>	<u>.733</u>	<u>166</u>	<u>6.1</u>	<u>64</u>	<u>2</u>	<u>23</u>	<u>486</u>	<u>18.0</u>
Career	109-81	554-1383	.400	20-70	.285	245-344	.712	647	5.9	194	32	111	1373	12.5

## 5. Kari Steele (1993-97)


YEAR	G-GS	FG-FGA	PCT	3PM-A	PCT	FT-FTA	PCT	REB	AVG	AST	BS	ST	PTS	AVG
993-94	27-27	102-242	.421	42-124	.339	56-86	.651	99	3.7	97	7	57	302	11.2
1994-95	28-28	106-297	.357	47-151	.311	83-111	.748	105	3.8	100	5	46	342	12.2
1995-96	27-26	93-259	.359	36-113	.319	37-52	.712	95	3.5	73	6	63	259	9.6
<u>1996-97</u>	<u>28-28</u>	<u>140-392</u>	<u>.357</u>	<u>74-187</u>	<u>.396</u>	<u>83-110</u>	<u>.755</u>	<u>97</u>	<u>3.5</u>	<u>99</u>	<u>4</u>	<u>51</u>	<u>437</u>	<u>15.6</u>
Career	110-109	441-1190	.370	199-575	.346	259-359	.721	306	2.7	333	22	217	1340	12.1

## 6. Sheila Brown (1981-84)

YEAR	G-GS	FG-FGA	PCT	3PM-A	PCT	FT-FTA	PCT	REB	AVG	AST	BS	ST	PTS	AVG
1980-81	27	53-142	.373			19/31	.613	49	1.8	14	5	12	125	4.6
1981-82	27	193-486	.397			37-64	.578	108	4.0	32	4	53	423	15.7
1982-83	20-17	138-373	.369			22-43	.512	68	3.4	18	1	38	298	14.9
<u>1983-84</u>	<u>26-23</u>	<u>179-449</u>	<u>.388</u>			<u>36-50</u>	<u>.720</u>	<u>86</u>	<u>3.3</u>	<u>38</u>	<u>5</u>	<u>38</u>	<u>38</u>	<u>14.8</u>
Career	100	563-1450	.388			114-188	.606	311	2.1	102	15	147	1230	12.3



Karen Mason




Cricket Williams




Elinor Banks



Hulett Brooks



Kari Steele



Sheila Brown

# 1,000-Point Club

## 7. Natalie White (2006-09)

YEAR	G-GS	FG-FGA	PCT	3PM-A	PCT	FT-FTA	PCT	REB	AVG	AST	BS	ST	PTS	AVG
2005-06	28-2	35-135	.259	24-99	.242	14-19	.737	32	1.1	8	3	14	108	3.9
2006-07	32-27	136-380	.358	41-146	.281	58-66	.879	102	3.2	39	1	24	371	11.6
2007-08	28-27	161-435	.370	55-170	.324	71-88	.807	161	5.8	28	7	30	448	16.0
2008-09	<u>30-20</u>	<u>105-323</u>	<u>.325</u>	<u>44-153</u>	<u>.288</u>	<u>48-60</u>	<u>.800</u>	<u>116</u>	<u>3.9</u>	<u>20</u>	<u>3</u>	<u>26</u>	<u>302</u>	<u>10.1</u>
TOTAL	118-76	437-1273	.343	164-568	.289	191-233	.820	411	3.5	95	14	94	1229	10.4

## 8. Lamisha Augustine (2002-2006)

YEAR	G-GS	FG-FGA	PCT	3PM-A	PCT	FT-FTA	PCT	REB	AVG	AST	BS	ST	PTS	AVG
2001-02	5-0	4-12.373	0-0	.000	6-8	.750	.8	1.6	0	2	0	14	2.8	
2002-03	28-13	46-140	.329	0-1	.000	11-17	.647	93	3.3	12	23	13	103	3.7
2003-04	29-25	87-232	.375	2-3	.667	32-53	.604	131	4.5	26	32	39	208	7.2
2004-05	30-30	175-473	.370	1-6	.167	64-90	.711	230	7.7	52	23	55	415	13.8
2005-06	<u>28-28</u>	<u>178-455</u>	<u>.391</u>	<u>12-29</u>	<u>.414</u>	<u>118-157</u>	<u>.752</u>	<u>238</u>	<u>8.5</u>	<u>47</u>	<u>58</u>	<u>43</u>	<u>486</u>	<u>17.4</u>
Career	120-96	490-1312	.373	15-39	.385	231-325	.711	700	5.8	137	138	150	1226	10.2

## 9. Rhoda Chew (1982-85)

YEAR	G-GS	FG-FGA	PCT	3PM-A	PCT	FT-FTA	PCT	REB	AVG	AST	BS	ST	PTS	AVG
1981-82	27-4	33-90	.367			16-34	.471	137	5.1	6	11	20	82	3.0
1982-83	26-26	132-259	.509			38-65	.585	244	9.4	13	18	22	302	11.6
1983-84	26-25	156-325	.480			77-132	.583	329	12.7	13	37	21	389	14.9
1984-85	<u>26-</u>	<u>163-321</u>	<u>.508</u>			<u>89-135</u>	<u>.659</u>	<u>236</u>	<u>9.1</u>	<u>14</u>	<u>51</u>	<u>27</u>	<u>415</u>	<u>16.0</u>
Career	105	484-995	.486			220-366	.601	946	8.9	46	117	90	1188	11.3

## 10. Natasha Johnson (1996-2000)

YEAR	G-GS	FG-FGA	PCT	3PM-A	PCT	FT-FTA	PCT	REB	AVG	AST	BS	ST	PTS	AVG
1995-96	27-23	81-241	.336	37-130	.285	51-80	.638	83	3.1	65	1	31	250	9.3
1996-97	28-25	92-288	.357	41-138	.297	80-110	.727	84	3.0	67	3	51	305	10.9
1997-98	27-25	103-289	.356	44-142	.310	75-120	.625	118	4.4	102	4	43	325	12.0
1999-00	<u>27-27</u>	<u>90-248</u>	<u>.363</u>	<u>46-135</u>	<u>.341</u>	<u>66-92</u>	<u>.717</u>	<u>76</u>	<u>2.8</u>	<u>79</u>	<u>4</u>	<u>39</u>	<u>292</u>	<u>10.8</u>
TOTALS	109-100	366-1066	.343	168-545	.308	272-402	.677	361	3.3	310	12	164	1172	10.8

## 11. Tatiana Taylor (2001-04)


YEAR	G-GS	FG-FGA	PCT	3PM-A	PCT	FT-FTA	PCT	REB	AVG	AST	BS	ST	PTS	AVG
2000-01	29-20	79-169	.467	0-1	.000	58-83	.699	149	5.1	12	7	13	216	7.4
2001-02	28-18	75-165	.455	0-1	.000	40-72	.556	121	4.3	13	14	19	190	6.8
2002-03	28-27	150-289	.519	0-0	.000	57-85	.671	219	7.8	25	5	22	357	12.8
2003-04	<u>29-28</u>	<u>151-302</u>	<u>.500</u>	<u>0-3</u>	<u>.000</u>	<u>100-154</u>	<u>.649</u>	<u>203</u>	<u>7.0</u>	<u>29</u>	<u>11</u>	<u>28</u>	<u>402</u>	<u>13.9</u>
Career	114-94	455-925	.492	0-5	.000	255-394	.647	692	6.1	79	37	82	1165	10.2

## 12. Lora Alexander (1989-90)

YEAR	G-GS	FG-FGA	PCT	3PM-A	PCT	FT-FTA	PCT	REB	AVG	AST	BS	ST	PTS	AVG
1988-89	27-24	191-448	.426	0-5	.000	114-214	.533	316	11.7	19	35	69	496	18.4
1989-90	<u>29-23</u>	<u>198-442</u>	<u>.448</u>	<u>0-2</u>	<u>.000</u>	<u>127-192</u>	<u>.661</u>	<u>306</u>	<u>10.6</u>	<u>27</u>	<u>16</u>	<u>60</u>	<u>523</u>	<u>29.6</u>
Career	56-47	389-890	.437	0-7	.000	241-406	.593	622	11.1	46	51	129	1019	18.1



Natalie White



Rhoda Chew




Lamisha Augustine



Natasha Johnson



Tatiana Taylor



Lora Alexander

# Single Season Leaders

## SCORING

	PTS	SEASON
1. Cricket Williams	571	2002-03
2. Natalie St. Mary	540	1982-83
3. Lora Alexander	523	1989-90
4. Karen Mason	517	1980-81
5. Karen Mason	503	1979-80
6. Lora Alexander	496	1988-89
7. Elinor Banks	489	1979-80
8. Hulett Brooks	486	1993-94
9. Cricket Williams	485	2001-02
10. Atari Parker	481	2000-01

## FIELD GOALS MADE

	MADE	SEASON
1. Natalie St. Mary	233	1982-83
2. Karen Mason	212	1979-80
3. Elinor Banks	211	1979-80
4. Karen Mason	210	1980-81
5. Amber Jackson	205	2004-05
6. Lora Alexander	198	1989-90
7. Elinor Banks	195	1980-81
8. Shelia Brown	193	1981-82
9. Amber Jackson	191	2005-06
Lora Alexander	191	1988-89

## FIELD GOALS ATT.

	ATT	SEASON
1. Natalie St. Mary	515	1982-83
2. Cricket Williams	500	2002-03
3. Karen Mason	495	1979-80
4. Shelia Brown	486	1981-82
5. Karen Mason	478	1980-81
6. Hulett Brooks	474	1993-94
7. Lamisha Augustine	473	2004-05
8. Atari Parker	465	2000-01
9. Danada Smith	460	2000-01
Elinor Banks	460	1979-80

## FIELD GOAL PCT. (min. 5 att/game)

	PCT	SEASON
1. Amber Jackson	.659	2004-05
2. Amber Jackson	.571	2005-06
3. Dana Foster	.537	1984-85
4. Wanda Thompson	.526	1978-79
5. Winnia Gazaway	.514	1981-82
6. Rhoda Chew	.509	1982-83
7. Rhoda Chew	.508	1984-85
8. Kylie Page	.507	1995-96
9. Teoma Taylor	.502	2003-04
10. Tatiana Taylor	.500	2003-04

## 3-POINT FIELD GOALS MADE

	MADE	SEASON
1. Kari Steele	74	1996-97
2. Jessica Kellogg	70	2002-03
3. Jessica Kellogg	65	2004-05
4. Danada Smith	57	2000-01
5. Natalie White	55	2007-08
6. Atari Parker	51	2001-02
7. Atari Parker	50	2000-01
8. Sherry Yudt	49	1992-93

9. Kari Steele	47	1994-95
10. Natasha Johnson	46	1999-00

## 3-POINT FIELD GOALS ATTEMPTED

	ATT	SEASON
1. Jessica Kellogg	212	2002-03
2. Jessica Kellogg	196	2004-05
3. Atari Parker	195	2000-01
4. Kari Steele	187	1996-97
5. Danada Smith	178	2000-01
6. Natalie White	170	2007-08
6. Atari Parker	170	2001-02
8. Cricket Williams	155	2002-03
9. Natalie White	153	2008-09
10. Kari Steele	151	1994-95

## 3-POINT PERCENTAGE

	PCT	SEASON
1. Kim Skaggs	.407	1991-92
2. Kari Steele	.396	1996-97
3. Emily Nichols	.393	2007-08
4. Megan Gluhan	.385	1998-99
5. Gretchen Seeley	.384	1993-94
6. Crissy DiLuzio	.378	1999-00
7. Sherry Yudt	.383	1992-93
8. Cricket Williams	.371	2001-02
9. Tricia Montgomery	.367	1992-93
10. Courtney Wittstruck	.362	1997-98

## FREE THROWS MADE

	MADE	SEASON
1. Cricket Williams	152	2002-03
2. Cricket Williams	134	2001-02
3. Lora Alexander	127	1989-90
4. Cricket Williams	123	2003-04
5. Lamisha Augustine	118	2005-06
6. Lora Alexander	114	1988-89
7. Pam Pember	113	1991-92
8. Pam Pember	103	1990-91
9. Tatiana Taylor	100	2003-04
10. Hulett Brooks	99	1993-94

## FREE THROWS ATTEMPTED

	ATT	SEASON
1. Cricket Williams	240	2002-03
2. Lora Alexander	214	1988-89
3. Cricket Williams	205	2003-04
4. Cricket Williams	197	2001-02
5. Lora Alexander	192	1989-90
6. Lamisha Augustine	157	2005-06
7. Tatiana Taylor	154	2003-04
8. Karen Mason	152	1980-81
9. Pam Pember	149	1991-92
10. Ayana Smith	148	1998-99

## FREE THROW PERCENTAGE

	PCT	SEASON
1. Cindy Galarza	.827	1981-82
2. Ashley Brown	.821	2009-10
3. Dana Jones	.816	1989-90
4. Natalie White	.807	2007-08
5. Atari Parker	.802	2000-01

*I am...because we Are.*



“Everything we do is with and  
for each other.”

# Single Season Leaders

6. Hulett Brooks	.793	1991-92
7. Lindsay Harris	.782	2004-05
8. Joi Turner	.788	1995-96
9. Atari Parker	.758	2001-02
Pam Pember	.758	1991-92

## REBOUNDING

	REB	SEASON
1. Rhoda Chew	329	1983-84
2. Lora Alexander	316	1988-89
3. Elinor Banks	310	1978-79
4. Lora Alexander	306	1989-90
5. Natalie St. Mary	296	1982-83
6. Roberta Lawson	279	1984-85
7. Debbie Johnson	265	1978-79
8. Amber Jackson	264	2005-06
9. Elinor Banks	263	1977-78
Pam Pember	263	1990-91

## ASSISTS

	AST	SEASON
1. Wanda Thompson	211	1977-78
2. Dana Foster	196	1985-86
3. Cricket Williams	192	2002-03
Wanda Thompson	192	1978-79
5. Erica McGlaston	185	2004-05
Cricket Williams	185	2003-04
7. Wanda Thompson	176	1980-81
8. Wanda Thompson	163	1979-80
9. Cricket Williams	159	2001-02
10. Dana Foster	141	1984-85

## BLOCKED SHOTS


	BS	SEASON
1. Lamisha Augustine	58	2005-06
2. Elinor Banks	55	1979-80
3. Shaunna Ridge	53	2008-09
Elinor Banks	53	1978-79
5. Rhoda Chew	51	1984-85
6. Rhoda Chew	49	1982-83
7. Elinor Banks	48	1980-81
8. Nica Gemo	42	2004-05
9. Debbie Johnson	37	1978-79
Rhoda Chew	37	1983-84

## STEALS


	ST	SEASON
1. Wanda Thompson	136	1979-80
2. Wanda Thompson	108	1977-78
3. Dana Foster	106	1985-86
4. Wanda Thompson	97	1978-79
5. Cricket Williams	94	2003-04
6. Wanda Thompson	93	1980-81
7. Cricket Williams	88	2001-02
8. Dana Foster	87	1984-85
9. Natalie St. Mary	85	1982-83
10. Cricket Williams	81	2002-03



Natalie St. Mary owns the single season school records for field goals made (233) and attempted (515). She scored 523 points in the 1982-83 season.



Cricket Williams is the Spartans' single season scoring leader with 571 points in 2002-03. She is second all-time in scoring with 1,676 points.



Jessica Kellogg holds the San Jose State single season three-point field goals attempted record at 212.



*I am...because we Are.*



**“Trust and support leads to teamwork.”**

## Year-By-Year Records

<u>YEAR</u>	<u>W/L</u>	<u>PCT.</u>	<u>CONF./FINISH</u>	<u>PCT</u>	<u>HEAD COACH</u>						
1974-75	3-5	.375			Carolyn Lewis	1994-95	4-24	.142	2-16/10th	.111	Karen Smith
1975-76	5-10	.333			Carolyn Lewis	1995-96	8-19	.308	3-15/tie 9th	.167	Karen Smith
1976-77	10-10	.500	4-7/4th	.364	Sharon Chatman	1996-97	10-18	.357	5-11/6th	.313	Karen Smith
1977-78	17-10	.630	12-0/1st	1.000	Sharon Chatman	1997-98	6-21	.222	2-12/8th	.143	Karen Smith
1978-79	24-4	.857	12-0/1st	1.000	Sharon Chatman	1998-99	2-25	.074	0-14/8th	.000	Karen Smith
1979-80	22-9	.710	9-3/2nd	.750	Sharon Chatman	1999-00	3-24	.111	1-13/8th	.071	Janice Richard
1980-81	14-13	.519	8-4/2nd	.667	Sharon Chatman	2000-01	13-16	.448	4-12/9th	.250	Janice Richard
1981-82	15-12	.556	7-5/3rd	.583	Sharon Chatman	2001-02	17-11	.607	12-6/4th	.750	Janice Richard
1982-83	17-9	.624	8-6/5th	.571	Sharon Chatman	2002-03	13-15	.464	9-9/6th	.500	Janice Richard
1983-84	9-17	.346	5-9/6th	.357	Sharon Chatman	2003-04	16-13	.552	7-11/T6th	.389	Janice Richard
1984-85	9-17	.346	3-9/7th	.250	Sharon Chatman	2004-05	18-12	.600	10-8/T4th	.556	Janice Richard
1985-86	6-20	.231	1-11/7th	.083	Sharon Chatman	2005-06	13-15	.464	8-8/T4th	.500	Janice Richard
1986-87	3-23	.115	1-17/9th	.056	Tina Krah	2006-07	5-27	.156	4-12/T8th	.333	Greg Lockridge (interim) Derrick Allen (interim)
1987-88	1-26	.037	0-18/10th	.000	Tina Krah						
1988-89	4-23	.148	1-17/10th	.056	Tina Krah	2007-08	3-28	.097	1-15/9th	.063	Pam DeCosta
1989-90	5-24	.172	2-16/9th	.111	Tina Krah	2008-09	2-28	.067	1-15/9th	.063	Pam DeCosta
1990-91	2-25	.074	0-18/10th	.000	Tina Krah	2009-10	6-23	.207	2-14/9th	.125	Pam DeCosta
1991-92	2-25	.074	1-17/10th	.056	Tina Krah	<b>35 YRS</b>	<b>326-635</b>	<b>.339</b>	<b>158-371</b>	<b>.298</b>	
1992-93	5-21	.192	4-14/tie 8th	.222	Karen Smith						
1993-94	14-13	.519	9-9/tie 6th	.500	Karen Smith						

## San Jose State Coaching Records

	<u>No. of Seasons</u>	<u>Seasons</u>	<u>Wins</u>	<u>Losses</u>	<u>Pct.</u>
Pam DeCosta	3	2008-10	11	79	.122
Derrick Allen**	1	2006-07	5	21	.192
Greg Lockridge*	1	2006-07	0	6	.000
Janice Richard	7	1999-2006	93	106	.467
Karen Smith	7	1993-99	49	141	.216
Tina Krah	6	1987-92	17	146	.104
Sharon Chatman	10	1977-86	143	121	.542
Carolyn Lewis	2	1975-76	8	15	.348
<b>Totals:</b>			<b>326</b>	<b>635</b>	<b>.339</b>

\*named Interim Coach on 11/30/2006

\*\*named Interim Coach on 8/20/2006



Carolyn Lewis



Sharon Chatman



Tina Krah



Karen Smith



Janice Richard



Pam DeCosta




## All-Time Series

OPPONENT	W	L	OPPONENT	W	L	OPPONENT	W	L
Air Force	2	1	Jackson State	1	0	San Francisco	21	14
Arizona	1	2	Kansas	0	3	San Francisco State	6	3
Arizona State	2	3	Lamar	0	1	Santa Clara	19	22
Arkansas State	0	1	Long Beach State	1	29	Seattle	0	1
Army	1	0	Long Island	1	0	Sonoma State	2	0
Baylor	0	2	Louisiana Tech	0	18	South Dakota State	1	1
Biola	0	1	Loyola-Chicago	1	0	Southern California	2	5
Boise State	10	10	Loyola Marymount	1	2	Southern Illinois	0	1
Bradley	0	1	Marist	1	0	Southern Methodist	3	14
Brigham Young	2	3	Miami, Ohio	0	1	Southwest Missouri State	0	1
California	9	23	Mississippi	0	2	Southern Utah	2	1
Cal Poly Pomona	2	2	Memphis State	1	0	Southern Utah State	1	0
Cal Poly	8	4	Middle Tennessee State	0	1	Stanford	13	10
Cal State Bakersfield	0	3	Mississippi State	0	1	Stephen F. Austin	0	1
Cal State Fullerton	9	25	Montana	1	0	Stony Brook	0	1
Cal State Hayward	7	1	Montana State	2	1	Tennessee	0	1
Cal State Los Angeles	1	0	Montclair State	0	1	Tennessee-Martin	1	0
Cal State Northridge	7	3	Morgan State	0	1	Texas	0	2
Cal State Stanislaus	4	0	Navy	0	1	Texas Christian	1	6
Central Michigan	0	1	UNLV	3	24	Texas-El Paso	7	9
Chico State	2	4	Nevada	22	18	Towson State	0	1
Colgate	1	0	New Mexico	0	2	Tulsa	9	9
Colorado	0	1	New Mexico State	3	22	UC Davis	5	5
Colorado State	1	6	New Orleans	0	1	UC Irvine	10	16
Columbia	1	0	North Dakota State	1	1	UC Santa Barbara	7	19
Cornell	1	1	Northwestern Arizona	1	3	UCLA	0	5
Denver	0	1	Northern Colorado	0	2	US International	0	1
Drake	0	1	Northeastern Illinois	1	0	Utah	2	4
Duke	0	1	Northern Illinois	0	1	Utah State	4	7
Eastern Washington	1	0	Northwestern State La.	0	1	Valparaiso	0	1
Fordham	0	1	Oregon	2	9	Vermont	0	1
Fresno State	19	45	Oregon State	3	7	Washington	0	6
George Mason	0	1	Pacific	13	30	Washington State	3	5
Georgia State	0	1	Pepperdine	0	2	Wayland Baptist	0	1
Georgia Tech	0	1	Portland	0	1	Weber State	3	2
Gonzaga	1	3	Portland State	1	4	Wisconsin	0	1
Grambling State	1	0	Rice	2	14	Wisconsin-Milwaukee	0	1
Hartnell	1	0	Rutgers	0	1	Wyoming	0	2
Harvard	0	2	Sacramento State	14	11	Yale	2	0
Hawaii	15	38	Saint Mary's	2	8			
Houston	1	1	San Diego	2	4			
Humboldt State	1	0	San Diego State	4	16			
Idaho	9	11						
Idaho State	1	1						
Iowa	0	1						
						<b>TOTALS</b>	<b>326</b>	<b>635</b>



*Megan Gluhan holds the Event Center record for free throws made in a game at 13. She made 70 three-point goals from 1998-2000, good for ninth all-time in San Jose State history.*



*Atari Parker is third all-time in free throw percentage at .783 (166-212). She was twice named WAC Player of the Week during her career.*

# Year-By-Year Scores

## 1974-75 (3-5)

L	Chico State	82-54
L	Fresno State	90-40
W	Humboldt State	54-51
W	Oregon	62-47
L	CS Hayward	70-53
L	USF	56-48
L	at Stanford	76-52
W	Hartnell	59-38

Records are incomplete from 1974-75.

## 1975-76 (5-10)

1/21	W	at Santa Clara	39-28
L	CHICO STATE	63-35	
		at Chico State Tournament	
L	UC Davis	65-56	
L	Fresno State	67-37	
L	UC DAVIS	49-45	
1/9	W	at Stanford	68-49
1/13	W	CALIFORNIA	62-54
L	at UC Davis	74-54	
L	at Nevada	55-47	
2/10	L	at California	50-47
L	CS SACRAMENTO	96-54	
2/23	L	STANFORD	83-66
L	at CS Sacramento	72-36	
2/28	W	vs. Stanford	57-50
W	at Nevada		

## 1976-77 (10-10, 4-7)

W	Stanislaus State	30-27	
W	San Francisco State	75-21	
W	Stanislaus State	79-37	
W	Cal State Hayward	48-46	
L	UCLA	80-42	
W	USC	68-49	
2/5	L	at Stanford	62-56
L	Chico State	53-50	
L	UC Davis	65-57	
W	Stanislaus State	62-48	
L	CS SACRAMENTO	63-57	
W	Santa Clara	73-28	
L	San Francisco State	71-53	
L	Cal Poly Pomona	81-60	
W	Cal State Hayward	65-60	
L	San Francisco State	69-57	
L	at CS Sacramento	61-56	
L	Chico State	60-40	
W	UC Davis	57-54	
2/26	W	STANFORD	67-46

## 1977-78 (17-10, 12-0)

		at Cal Poly Invitational	
L	UC Santa Barbara	61-60	
12/2	W	California	66-65
L	San Diego State	89-85	
L	at UCLA	84-70	
L	at USC	69-53	
L	at Cal Poly Pomona	65-51	
L	at UC Davis	41-40	
W	CAL STATE HAYWARD	75-46	
W	HAWAII	88-31	
W	NEVADA	64-54	
L	CS FULLERTON	89-83	
1/18	W	at California	45-37
W	USF	75-55	
1/25	W	at Stanford	61-56
W	at Pacific	67-42	
W	FRESNO STATE	69-55	
W	at Santa Clara	73-49	
2/8	W	CALIFORNIA	76-65
W	CS SACRAMENTO	68-28	
W	PACIFIC	68-33	
W	at USF	84-51	
L	BIOLA	64-60	
W	SANTA CLARA	89-26	
2/24	W	STANFORD	72-65
L	LONG BEACH STATE	70-57	
W	at Fresno State	56-51	
L	UNLV*	86-55	

\*first round of AIAW Regionals

## 1978-79 (24-4, 12-0)

		at USF Tournament	
L	BYU	85-78	
W	USF	85-68	
L	at Long Beach State	90-69	
W	at CS-Los Angeles	88-48	
L	at UCLA	71-65	
W	CS HAYWARD	92-37	
W	CS SACRAMENTO	87-45	
		at Santa Clara Tournament	
W	Chico State	67-29	
W	CS Fullerton	62-56	
W	ARIZONA STATE	84-55	
1/4/79	W	ARIZONA	99-44
W	CAL POLY	96-31	
W	at USF	74-44	
W	YALE	89-47	
W	PACIFIC	80-33	
W	at Santa Clara	79-44	

1/24	W	at Stanford	76-56
W	at Fresno State	66-53	
1/31	W	CALIFORNIA	77-51
W	FRESNO STATE	90-54	
2/7	W	at California	80-51
W	USF	50-41	
W	SANTA CLARA	75-24	
W	at Pacific	77-51	
2/24	W	STANFORD	79-51
W	SAN FRANCISCO STATE	59-43	
W	NEVADA	93-50	
L	USC*	99-92	

\*first round of AIAW Regionals

## 1979-80 (22-9, 9-3)

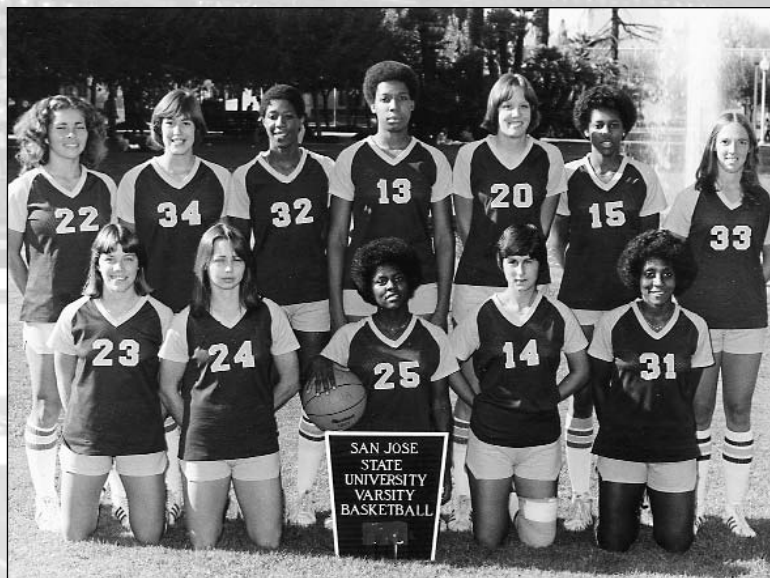
		at Cal Poly Tournament	
11/15	W	San Diego State	56-45
11/16	W	Stanford	64-59
11/17	W	USF	59-58
		at Wayland Baptist Tournament	
11/22	L	Wayland Baptist	76-55
11/23	W	BYU	92-86
11/24	W	Memphis State	71-61
12/4	W	USC	70-61
12/6	L	at Oregon	93-77
12/8	L	at Oregon State	74-72
12/12	W	EASTERN WASHINGTON	63-53
12/15	L	TENNESSEE	81-70
12/21	W	at San Francisco State	66-52
		at Santa Clara New Year's Classic	
12/27	W	Nevada	95-38
12/28	W	Cal Poly Pomona	95-60
1/3	W	at UC Davis	98-55
1/9	W	at Pacific	91-37
1/11	W	SANTA CLARA	70-25
1/12	W	HAWAII	96-53
1/16	W	STANFORD	80-61
1/23	L	at USF	61-57
1/26	W	FRESNO STATE	84-69
2/1	L	at California	78-69
2/2	L	at Long Beach State	79-69
2/6	W	at Santa Clara	79-52
2/8	W	WASHINGTON STATE	90-58
2/9	W	PACIFIC	69-65
2/16	L	at Stanford	66-59
2/21	W	USF	70-59
2/23	W	at Fresno State	73-52
2/29	W	CALIFORNIA	77-70
3/6	L	UCLA*	81-66

\*first round of AIAW Regionals

## 1980-81 (14-13, 8-4)

		ANHEUSER BUSCH CLASSIC	
11/21	W	Utah State	88-66
11/22	L	UCLA	78-63
11/25	L	at Texas	74-54
		at Santa Clara Tournament	
12/5	W	San Francisco State	103-69
12/6	W	CS Fullerton	93-87
12/14	W	CAL POLY SLO	82-73
		at Portland State Tournament	
12/16	L	Oregon	81-61
12/17	L	Portland State	80-78
12/18	W	BYU	70-67
12/28	L	MONTCLAIR STATE	63-59
12/30	L	KANSAS	81-72
1/3	L	at Long Beach State	79-56
1/5	L	at USC	94-78
1/10	W	at Stanford	75-61
1/15	W	at Fresno State	75-55
1/17	W	USF	53-51
1/20	W	at Santa Clara	73-61
1/23	L	CALIFORNIA	78-63
1/30	L	at Pacific	59-51
2/3	W	SAN FRANCISCO STATE	69-65
2/7	W	STANFORD	61-48
2/10	W	at USF	75-53
2/13	W	FRESNO STATE	74-44
2/17	W	SANTA CLARA	81-58
2/20	L	at California	83-66
2/27	L	PACIFIC	85-71
3/12	L	USC*	91-57

\*first round of AIAW Regionals



1978-79 NorCal Champions. AIAW Tournament Participants.

School Record 24-Win Season

Front Row (l to r): Lisa Frazer, Sandi Satre, Wanda Thompson, Cathy Turner & Karen Mason. Back Row (l to r): Raylene Ochoa, Lee Bernardino, Debbi Johnson, Elinor Banks, Susan Day, Winnia Gazaway & Sally Halvorson.

*I am...because we Are.*



“We can accomplish our goals with the help of others.”

*I am...because we Are.*



“We will rise together if we fall.”

# Year-By-Year Scores

## 1981-82 (15-12, 7-5)

11/20-21	ANHEUSER BUSCH CLASSIC	
11/20	W Weber State	86-53
11/21	L Texas	69-56
11/28	W at Cal Poly	82-56
11/29	W at UC Santa Barbara	75-52
12/5	W at Utah	66-57
12/6	W at Cal Poly Pomona	74-73 (OT)
12/12	L USC	88-72
12/13	L LONG BEACH STATE	75-54
12/19	L at Arizona State	71-58
12/20	L at UNLV	80-71
12/22	W CHICO STATE	85-56
12/30	L OREGON STATE	80-79 (2OT)
1/6	W HAWAII	86-63
1/7	W at San Diego	60-39
1/9	L at UC Irvine	46-42
1/14	W SANTA CLARA	80-64
1/16	W PACIFIC	89-57
1/23	W at Stanford	74-65
1/27	W at Fresno State	62-52
1/30	W USF	62-49
2/6	L at California	75-64
2/10	L at Santa Clara	66-64
2/13	L at Pacific	72-61
2/20	L STANFORD	85-72
2/24	W at USF	48-40
2/27	L FRESNO STATE	53-48
3/6	W CALIFORNIA	65-56

## 1982-83 (17-9, 8-6)

11/18-20	at Cal Poly Classic	
11/18	W UC Santa Barbara	81-58
11/19	L Arizona State	59-58
11/20	W Cal Poly	74-55
12/2-3	ANHEUSER BUSCH CLASSIC	
12/2	W UC Santa Barbara	70-62
12/3	L Stanford	84-66
12/6	W SAN DIEGO	98-55
12/8	W at Stanford	68-66
12/10-11	at Long Beach Classic	
12/10	W Weber State	85-77
12/11	L Long Beach State	89-63
12/19-21	at UC Irvine Tournament	
12/19	W Utah	69-57
12/20	W CS Fullerton	63-59
12/21	W Houston	71-68
1/4	W at USF	81-66
1/6	L PACIFIC	70-68
1/11	W at Fresno State	55-54
1/17	W SANTA CLARA	60-55
1/20	W at Washington State	67-63
1/22	L at Washington	67-63
1/27	L at California	73-58
2/3	L OREGON	66-64
2/5	W OREGON STATE	69-56
2/10	L at Pacific	78-74
2/12	W FRESNO STATE	80-73
2/15	W at Santa Clara	66-59
2/18	W USF	66-65
2/26	L CALIFORNIA	82-73

## 1983-84 (9-17, 5-9)

11/17-19	at Cal Poly SLO Classic	
11/17	W UC Davis	78-49
11/18	L Oregon	75-65
11/19	W UC Santa Barbara	93-57
11/23	L STANFORD	73-72
11/29	W SONOMA STATE	84-55
12/2-3	ANHEUSER BUSCH CLASSIC	
12/2	W Nevada	90-86
12/3	L Montana State	71-69
12/9	L HOUSTON	72-48
12/10	L at UNLV	65-47
12/21	L at San Francisco State	86-81
1/5	at Montana Classic	
1/5	L at Colorado State	68-55
1/12	L FRESNO STATE	52-46
1/14	W USF	73-49
1/18	W at Santa Clara	64-61
1/23	W at Pacific	79-68
1/26	L WASHINGTON	89-71
1/28	W WASHINGTON STATE	78-69
2/1	L CALIFORNIA	95-68
2/9	L at Oregon State	89-71
2/11	L at Oregon	66-58
2/16	L PACIFIC	73-70

2/17	L at Fresno State	91-87
2/21	W SANTA CLARA	73-72
2/24	L at USF	82-68
2/26	L LONG BEACH STATE	87-45
3/2	L at California	92-81

## 1984-85 (9-17, 3-9)

11/15-16	at Cal Poly Classic	
11/15	W UC Santa Barbara	79-61
11/16	L UC Irvine	58-48
11/27	L at Stanford	75-72
11/30-12/1	ANHEUSER BUSCH CLASSIC	
11/30	L UTEP	75-73
12/1	L Iowa	67-45
12/6	W CS HAYWARD	90-62
12/8	W PACIFIC	83-74
12/11	W SAN FRANCISCO STATE	96-69
12/21	L at San Diego State	97-67
12/27-29	at UC Irvine Holiday Classic	
12/27	W Idaho State	97-72
12/28	L CS Fullerton	76-55
12/29	L at UC Irvine	88-84 (OT)
1/2	L at Long Beach State	99-76
1/8	W ST. MARY'S	83-80
1/12	W USF	84-58
1/17	L at Santa Clara	62-60
1/18	L at Fresno State	73-63
1/24	L at Washington	97-66
1/26	L at Washington State	82-69
2/1	W OREGON	68-62
2/2	L OREGON STATE	83-52
2/8	L at California	90-81
2/9	L at USF	78-67
2/15	W SANTA CLARA	62-56
2/23	L FRESNO STATE	83-56
3/1	L CALIFORNIA	97-81

## 1985-86 (6-20, 1-11)

11/22-23	ANHEUSER BUSCH CLASSIC	
11/22	L Arizona	81-64
11/23	L Hawaii	94-65
11/29	L CAL POLY	67-63
12/6-7	at Dial Classic, San Diego State	
12/6	L New Orleans	69-50
12/7	W Jackson State	75-72
12/10	L at Pacific	71-70
12/13	L UNLV	74-33
12/31	L at Santa Clara	60-45
1/1	W MONTANA	67-60
1/3-4	at Cal Poly Tournament	
1/3	L CS Sacramento	79-69
1/4	W Army	79-58
1/8	W at Saint Mary's	70-67
1/11	W at CS Hayward	71-53
1/17	L at Oregon State	80-53
1/18	L at Oregon	77-64
1/25	L FRESNO STATE	92-50



Dana Foster, a two-time second team All-NorCal selection in 1985 and 1986, is second in single season assists with 196 and third all-time with 589 career assists.

1/30	L at Washington State	84-72
2/1	L at Washington	77-44
2/7	L at California	64-53
2/14	L OREGON	81-59
2/15	W OREGON STATE	88-78
2/21	L at Fresno State	81-65
2/26	L U.S. INTERNATIONAL	89-86
2/28	L WASHINGTON	87-53
3/1	L WASHINGTON STATE	75-74
3/1	L CALIFORNIA	77-63

## 1986-87 (3-23, 1-17)

11/29	W at CS Sacramento	61-58
12/5-6	ANHEUSER BUSCH TIP-OFF CLASSIC	
12/5	L George Mason	67-60
12/6	L Idaho	72-60
12/11	L SANTA CLARA	74-49
12/13	L at Stanford	94-43
12/20	L at USF	76-48
12/30	W CS HAYWARD	59-53
1/2	L at Fresno State	107-68
1/3	L at UC Santa Barbara	71-49
1/8	L PACIFIC	70-55
1/10	W UC SANTA BARBARA	72-61
1/15	L UNLV	72-42
1/19	L CALIFORNIA	92-58
1/22	L at Long Beach State	120-53
1/24	L at UC Irvine	73-49
1/29	L CS FULLERTON	92-54
1/31	L SAN DIEGO STATE	64-60
2/5	L at Pacific	68-57
2/7	L UC IRVINE	76-61
2/12	L HAWAII	68-45
2/14	L HAWAII	79-58
2/16	L LONG BEACH STATE	149-69
2/19	L FRESNO STATE	97-60
2/21	L at CS Fullerton	88-59
2/26	L at UNLV	88-41
2/28	L at San Diego State	97-56

## 1987-88 (1-26, 0-18)

12/1	L at California	84-65
12/4	L TOWSON STATE	70-60
12/7	L WASHINGTON	77-38
12/9	L at Nevada	72-54
12/12	W CS SACRAMENTO	65-61
12/14	L at Santa Clara	71-31
12/29-30	ANHEUSER BUSCH CLASSIC	
12/29	L Duke	86-47
12/30	L USF	59-57
1/2	L at Hawaii	90-55
1/4	L at Hawaii	73-43
1/7	L at Long Beach State	96-33
1/9	L at UNLV	87-40
1/14	L CS FULLERTON	68-52
1/16	L SAN DIEGO STATE	95-59
1/21	L at Pacific	49-46
1/23	L STANFORD	55-33
1/25	L FRESNO STATE	63-43
1/28	L UC SANTA BARBARA	69-54
1/30	L UC IRVINE	84-59
2/4	L UNLV	113-42
2/6	L LONG BEACH STATE	82-51
2/11	L at San Diego State	96-54
2/13	L at CS Fullerton	74-56
2/20	L PACIFIC	65-55
2/25	L UC IRVINE	97-57
2/27	L at UC Santa Barbara	58-56
3/5	L at Fresno State	91-55

## 1988-89 (4-23, 1-17)

11/27	L WISCONSIN	72-67
12/2-3	at Lady Ute Classic	
12/2	L Utah	90-45
12/3	L Southwest Missouri State	75-60
12/6	W at USF	61-47
12/9	L CALIFORNIA	67-62
12/15	L SAINT MARY'S	91-65
12/17	L FRESNO STATE	80-49
12/20	W SANTA CLARA	66-62 (OT)
12/29-30	ANHEUSER BUSCH CLASSIC	
12/29	L Central Michigan	70-51
12/30	W USF	66-49
1/5	L UNLV	79-54
1/7	L LONG BEACH STATE	113-72
1/12	L at San Diego State	77-64

# Year-By-Year Scores

1/14	L	at CS Fullerton	78-51
1/21	L	PACIFIC	59-54
1/26	L	at UC Irvine	63-53
1/28	L	at UC Santa Barbara	49-43
2/2	L	at Long Beach State	111-59
2/4	L	at UNLV	91-60
2/9	L	CS FULLERTON	75-56
2/11	L	SAN DIEGO STATE	84-52
2/14	L	HAWAII	77-66
2/16	L	HAWAII	78-58
2/20	L	at Fresno State	86-56
2/23	W	UC SANTA BARBARA	63-61
2/25	L	UC IRVINE	55-34
3/2	L	at Pacific	67-60

## 1989-90 (5-24, 2-16)

11/24	L	UTAH	78-59
11/26	L	at California	77-49
12/1-2		at USF Tournament	
12/1	L	Oregon State	72-62
12/2	W	Southern Utah State	73-68
12/5	L	at St. Mary's	94-70
12/8	L	at Portland	78-69
12/10	L	at Portland State	76-64
12/28-29		ANHEUSER BUSCH CLASSIC	
12/28	W	Santa Clara	75-55
12/29	L	Miami, Ohio	76-52
1/2	L	*CS FULLERTON	61-48
1/7	L	*at Hawaii	86-50
1/8	L	*at Hawaii	94-62
1/11	W	*UC IRVINE	70-51
1/13	L	*UC SANTA BARBARA	72-61
1/18	L	*FRESNO STATE	72-57
1/20	L	*SAN DIEGO STATE	84-74
1/25	L	*at Long Beach State	93-53
1/27	L	*at UNLV	76-46
2/3	L	*PACIFIC	71-58
2/8	L	*at UC Santa Barbara	55-49
2/10	W	*at UC Irvine	58-52
2/17	L	*at Fresno State	94-66
2/19	L	*at Pacific	70-56
2/22	L	*UNLV	86-59
2/24	L	*LONG BEACH STATE	93-71
3/1	L	*at San Diego State	66-42
3/3	L	*at CS Fullerton	63-54
3/7-8		at Big West Conference Tournament	
3/7	W	San Diego State	81-59
3/8	L	UNLV	102-67

## 1990-91 (2-25, 0-18)

11/25	W	NORTHEASTERN ILLINOIS	71-69
11/28	L	SAINT MARY'S	79-46
12/4	L	at San Francisco	78-54
12/7-8		at Oregon State Classic	
12/7	L	San Diego	90-66
12/8	L	Idaho State	54-41
12/11	L	at Santa Clara	72-45
12/28-29		ANHEUSER BUSCH CLASSIC	
12/28	L	Portland State	80-71
12/29	L	San Francisco	69-64
1/2	W	COLUMBIA	70-64
1/4	L	*NEW MEXICO STATE	95-66
1/7	L	*at CS Fullerton	95-46
1/9	L	*at #6 UNLV	84-55
1/12	L	*UC SANTA BARBARA	97-62
1/14	L	*UC IRVINE	63-47
1/16	L	*PACIFIC	73-49
1/19	L	*at Fresno State	98-67
1/22	L	*HAWAII	67-55
1/23	L	*HAWAII	71-45
1/28	L	*LONG BEACH STATE	110-56
1/31	L	*UNLV	79-46
2/2	L	*CS FULLERTON	72-52
2/7	L	*at UC Santa Barbara	90-69
2/9	L	*at UC Irvine	70-54
2/13	L	*FRESNO STATE	75-60
2/23	L	*at Pacific	72-54
2/28	L	*at New Mexico State	104-63
3/2	L	*at Long Beach State	73-53

## 1991-92 (2-25, 1-17 Big West)

11/24	L	SANTA CLARA	80-50
11/26	L	at CS Sacramento	60-51
11/30	L	at California	77-64
12/6	L	at St. Mary's	63-56
12/13-14		USF CLASSIC	
12/13	L	Middle Tennessee State	88-54
12/14	W	Cal State Stanislaus	81-59
12/28-29		CALISTOGA HOLIDAY CLASSIC	
12/28	L	DRAKE	77-67
12/29	L	SOUTHERN METHODIST	60-51
1/5	L	*at Fresno State	74-66
1/8	L	SAN FRANCISCO	74-63
1/18	L	*UC SANTA BARBARA	81-62
1/23	L	*at New Mexico State	94-74
1/25	L	*at UNLV	95-55
1/30	L	*CS FULLERTON	83-76
2/1	W	*UC IRVINE	78-64
2/4	L	*PACIFIC	65-60
2/7	L	*at Hawaii	99-80
2/9	L	*at Hawaii	76-63
2/13	L	*at UC Santa Barbara	102-75
2/15	L	*at Long Beach State	91-65
2/20	L	*UNLV	72-60
2/22	L	*NEW MEXICO STATE	102-81
2/27	L	*at UC Irvine	72-68
2/29	L	*at CS Fullerton	87-75
3/3	L	*at Pacific	78-46
3/5	L	*FRESNO STATE	72-65
3/8	L	*LONG BEACH STATE	83-51

## 1992-93 (5-21, 4-14 Big West)

12/1	L	SACRAMENTO STATE	74-56
12/4-5		Saint Mary's Classic	
12/4	L	Southern Utah	64-63
12/5	W	Northern Arizona	62-50
12/10	L	at USF	57-41
12/20	L	NORTHWESTERN ST. (La.)	84-62
12/28-29		CALISTOGA CLASSIC	
12/28	L	Idaho	74-58
12/29	L	CS Fullerton	76-75
1/4	W	*NEVADA	55-49
1/7	L	SAINT MARY'S	60-55
1/9	L	*at Pacific	57-45
1/14	W	*at UC Irvine	85-75
1/16	L	*at UC Santa Barbara	77-49
1/21	L	*NEW MEXICO STATE	71-56
1/23	L	*UNLV	84-69
1/28	L	*at CS Fullerton	88-60
2/6	L	*HAWAII	79-66
2/7	L	*HAWAII	91-54
2/11	L	*UC SANTA BARBARA	88-60
2/13	L	*LONG BEACH STATE	59-58
2/18	L	*at UNLV	95-52
2/20	L	*at New Mexico State	80-72
2/25	W	*UC IRVINE	80-62
2/27	W	*CS FULLERTON	85-68
3/1	L	*PACIFIC	69-51
3/4	L	*at Nevada	76-63
3/6	L	*at Long Beach State	87-73

## 1993-94 (14-13, 9-9 Big West)

11/30	W	FRESNO STATE	70-64
12/1	L	SANTA CLARA	81-54
12/8	W	USF	62-49
12/10	L	at CS Sacramento	111-100 (OT)
12/20	L	at Saint Mary's	79-62
12/29	W	at Loyola Marymount	73-68
12/30	W	at Cal State Northridge	73-62
1/5	W	CORNELL	65-48
1/8	L	*at Pacific	72-70
1/13	W	*LONG BEACH STATE	73-71
1/15	L	*UC SANTA BARBARA	81-68
1/17	W	*NEVADA	79-43
1/20	L	*at New Mexico State	91-68
1/22	L	*at UNLV	84-59
1/27	W	*at Nevada	78-51
1/29	W	*PACIFIC	74-63
2/3	W	*UC IRVINE	79-67
2/5	W	*CS FULLERTON	75-66
2/11	L	*at UC Santa Barbara	75-68
2/13	L	*at Long Beach State	82-66
2/17	W	*UNLV	78-70
2/19	L	*NEW MEXICO STATE	91-84 (2OT)
2/24	W	*at CS Fullerton	89-71
2/26	W	*at UC Irvine	69-66
3/4	L	*at Hawaii	88-52


3/6	L	*at Hawaii	95-45
3/9		at Big West Conference Tournament	
3/9	L	New Mexico State	85-57

## 1994-95 (4-24, 2-16 Big West)

11/25-26		at Best of West Tournament	
11/25	L	Oregon State	80-54
11/26	W	Idaho	75-66 OT
12/3	L	at California	95-57
12/9	L	WEBER STATE	62-48
12/16-17		at Oakland Tribune Classic	
12/16	L	Boise State	57-53
12/17	L	Georgia State	70-41
12/19	L	at USF	88-59
12/27	L	at Santa Clara	79-58
12/28	W	CS NORTHBRIDGE	90-65
1/3	W	*NEVADA	59-54
1/5	L	*PACIFIC	64-51
1/8	L	*at UC Santa Barbara	74-63
1/10	L	*at Long Beach State	70-58
1/13	L	*UC IRVINE	64-43
1/15	L	*CS FULLERTON	84-79
1/20	L	*at UNLV	75-59
1/22	L	*at New Mexico State	81-40
1/27	W	*HAWAII	59-57
2/3	L	*LONG BEACH STATE	64-59
2/5	L	*UC SANTA BARBARA	69-66
2/10	L	*at CS Fullerton	70-57
2/12	L	*at UC Irvine	71-61
2/17	L	*NEW MEXICO STATE	66-61
2/19	L	*UNLV	86-56
2/26	L	*at Hawaii	72-62
3/2	L	*at Pacific	58-57
3/4	L	*at Nevada	74-73
3/7		at Big West Tournament	
3/7	L	Cal State Fullerton	91-73

## 1995-96 (8-19, 3-15 Big West)

11/29	L	at Fresno State	74-66
12/1	L	SANTA CLARA	77-42
12/8-9		at Best Western-Vandal Tournament (1st)	
12/8	W	CS Sacramento	85-68
12/9	W	Idaho	68-65
12/17	L	USF	80-49
12/20	L	STEPHEN F. AUSTIN	67-47
12/28	W	CS SACRAMENTO	77-71
12/30	W	MONTANA STATE	77-75
1/2	W	*UNLV	78-66
1/4	L	*NEW MEXICO STATE	58-49
1/7	L	*at Hawai'i	96-52
1/12	L	*at Pacific	79-70
1/15	L	*at Nevada	68-58
1/19	L	*UC SANTA BARBARA	85-43
1/21	L	*LONG BEACH STATE	91-81
1/26	L	*at UC Irvine	76-69
1/28	W	*at CS Fullerton	68-66
1/31	L	*HAWAII	62-39
2/4	W	CAL POLY	85-61



Kari Steele, a two-time honorable mention All-Big West Conference selection, is the Spartans' career three-point leader with 199 made in 575 attempts.



*I am...because we Are.*



*“We need each other to be successful.”*

*I am...because we Are.*

**SPARTAN  
STRENGTH**

**SPARTANS  
10**

**Wilson  
NCAA**

**“Together we are strong.”**

# Year-By-Year Scores

2/9	L	*PACIFIC	78-64
2/11	L	*NEVADA	81-62
2/16	L	*at Long Beach State	89-87 OT
2/18	L	*at UC Santa Barbara	76-42
2/23	L	*CS FULLERTON	84-55
2/25	W	*UC IRVINE	61-57
2/29	L	*at New Mexico State	86-54
3/6	L	*at UNLV	80-73

## 1996-97 (10-18, 5-11 WAC)

11/24	L	NORTHERN ARIZONA	64-56
11/27	W	NEVADA	79-54
12/1	L	SANTA CLARA (SJ Arena)	82-62
12/3	L	at CS Sacramento	71-55
12/6-8		at Copper Bowl Classic	
12/6	L	Arizona	90-55
12/8	L	Southern Illinois	78-55
12/14	W	CS NORTHRIDGE	63-59
12/20	W	at Cal Poly	72-57
12/22	L	GEORGIA TECH	68-53
12/28	W	ARIZONA STATE	62-57
1/2	L	*SAN DIEGO STATE	82-37
1/4	L	*HAWAII	84-57
1/7	W	PACIFIC	63-60
1/11	L	*FRESNO STATE	64-62
1/16	W	*at Air Force	78-62
1/18	L	*at UNLV	66-60
1/23	L	WYOMING	74-51
1/25	L	COLORADO STATE	88-62
1/30	L	*at Hawaii	69-51
2/1	L	*at San Diego State	92-47
2/6	W	*at Fresno State	65-58
2/8	W	*TULSA	74-67
2/13	W	*UNLV	70-60
2/15	W	*AIR FORCE	85-52
2/20	L	*at Colorado State	80-55
2/22	L	*at Wyoming	86-53
2/28	L	*at Tulsa	76-68
3/3		WAC Tournament, Las Vegas, Nev.	
3/3	L	SMU	76-52

## 1997-98 (6-21, 2-12 WAC)

11/16	L	BAYLOR	75-61
11/21	L	VALPARAISO	62-54
11/24	W	IDAHO	79-66
11/29	W	CS SACRAMENTO	76-68
12/2	L	Santa Clara (SJ Arena)	90-51
12/5	L	at UC Irvine	58-41
12/7	L	at San Diego	81-64
12/14	W	TENNESSEE-MARTIN	61-60
12/19	W	CAL POLY SLO	73-64
12/22	L	at Pacific	70-59
12/29	L	at Nevada	59-52
1/2	L	*at Hawaii	86-56
1/4	L	*at San Diego State	68-55
1/8	L	*TCU	90-88 (OT)
1/10	L	*SMU	55-54
1/15	L	*at Rice	87-59
1/18	L	*at Tulsa	72-62
1/22	L	COLORADO STATE	70-56
1/24	L	*at Fresno State	81-66
1/29	L	*SAN DIEGO STATE	77-49
1/31	L	*HAWAII	80-69
2/5	L	*at SMU	66-46
2/7	W	*at TCU	91-86
2/12	W	*TULSA	57-51
2/14	L	*RICE	70-57
2/18	L	*FRESNO STATE	67-51
2/21	L	at Colorado State	108-56

## 1998-99 (2-25, 0-14 WAC)

11/16	W	CAL POLY	71-61
11/21-22		Danka Classic, Reno, Nev.	
11/21	L	Navy	76-48
11/22	L	CS Sacramento	76-63
11/27-28		Holiday Inn Thanksgiving Classic, Moraga, Calif.	
11/27	L	Morgan State	46-39
11/28	W	Colgate	51-35
12/1	L	SANTA CLARA (SJ Arena)	78-45
12/5-6		Idaho Classic	
12/5	L	Northern Arizona	59-43
12/6	L	Idaho	74-59
12/12	L	CS FULLERTON	65-51
12/19	L	PACIFIC	75-38
12/21	L	CORNELL	75-54
12/30	L	at Arizona State	83-46
1/4	L	AIR FORCE	57-54

1/9	L	*at Fresno State	76-48
1/14	L	*at UTEP	65-47
1/16	L	*at New Mexico	66-43
1/21	L	*UTAH	74-50
1/23	L	*BRIGHAM YOUNG	81-38
1/28	L	*at San Diego State	89-59
1/30	L	*at Hawaii	87-44
2/6	L	*FRESNO STATE	60-54
2/11	L	*NEW MEXICO	58-49
2/13	L	*UTEP	63-48
2/18	L	*at Utah	76-26
2/20	L	*at Brigham Young	74-48
2/25	L	*HAWAII	70-43
2/27	L	*SAN DIEGO STATE	78-46

## 1999-2000 (3-24, 1-13 WAC)


11/19	L	NEVADA	65-58
11/21	L	GONZAGA	82-65
11/23	W	SONOMA STATE	68-62
11/28	L	LAMAR	75-58
12/1	L	Santa Clara	79-51
12/4	L	SAN DIEGO	60-51
12/7	W	at CS Sacramento	62-60
12/11	L	at Cal Poly	76-64
12/19-20		Hilton Garden Inn Classic, Flagstaff, Ariz.	
12/19	L	Northern Arizona	65-52
12/20	L	Mississippi	77-43
1/2	L	at CS Fullerton	86-77
1/7	L	at Pacific	77-50
1/13	L	*at TCU	84-42
1/15	L	*at SMU	80-42
1/20	L	*TULSA	71-55
1/22	L	*RICE	86-62
1/29	L	*HAWAII	73-57
2/3	L	*at Fresno State	84-66
2/5	L	*at UTEP	76-53
2/10	L	*SMU	71-44
2/12	L	*TCU	66-51
2/17	L	*at Rice	83-37
2/19	L	*at Tulsa	66-37
2/26	L	*at Hawaii	69-42
2/29	W	*UTEP	73-68
3/2	L	*FRESNO STATE	71-65
3/8		WAC Tournament, Fresno, Calif.	
3/8	L	SMU	99-56

## 2000-01 (13-16, 4-12 WAC)

11/18	W	SACRAMENTO STATE	71-59
11/20	L	at Saint Mary's	81-68
11/26	W	UC DAVIS	68-59
11/29	L	SANTA CLARA	85-68
12/2	W	at Weber State	71-64
12/6	W	SAN DIEGO STATE	59-54
12/7	W	SOUTHERN UTAH	75-60
12/12	W	MONTANA STATE	53-50
12/21	W	CS FULLERTON	86-61
12/28	L	CALIFORNIA	66-64
12/30	W	LONG ISLAND	90-87
1/2	L	*UTEP	69-66
1/5	L	*SMU	74-57
1/7	L	*TCU	72-63
1/12	L	*at UTEP	86-76 2 OT
1/14	W	*at Tulsa	60-54
1/21	W	*at Hawaii	74-72
1/26	L	*RICE	77-67
1/28	L	*TULSA	82-80
2/2	L	*at Nevada	86-57
2/4	L	*at Fresno State	83-62
2/9	W	*NEVADA	78-75
2/11	W	*FRESNO STATE	73-59
2/16	L	*at Rice	69-56
2/18	L	*at SMU	80-71
2/23	L	*HAWAII	91-61
2/27	L	*at TCU	66-54
3/6-7		WAC Tournament, Tulsa, Okla.	
3/6	W	UTEP	66-55
3/7	L	TCU	74-53

## 2001-02 (17-11, 12-6 WAC)

11/20	W	at CS Fullerton	66-54
11/25	W	IDAHO	61-44
11/27	L	at Santa Clara	73-58
11/30	W	at Sacramento State	82-57
12/2	L	SAINT MARY'S	93-73
12/6	W	at San Diego State	65-62
12/8	L	at San Diego	73-63
12/20	L	WEBER STATE	75-55



Tatiana Taylor was a four-year letterwinner (2001-04) at San Jose State. She is fourth all-time in rebounding with 692 in 114 games and fifth in free throws made with 255.

12/22	W	PACIFIC	78-75
12/28	W	*at UTEP	73-48
12/30	W	*at Boise State	85-74 OT
1/5	L	*at Hawaii	81-67
1/10	L	*LOUISIANA TECH	79-49
1/13	W	*SMU	61-54
1/17	W	*at Tulsa	75-73
1/19	L	*at Rice	78-62
1/24	W	*FRESNO STATE	77-62
1/26	W	*NEVADA	78-60
2/2	L	*HAWAII	66-57
2/7	L	*at SMU	92-87
2/9	L	*at Louisiana Tech	87-47
2/14	W	*RICE	67-64
2/16	W	*TULSA	63-60
2/19	W	*at Nevada	71-52
2/23	W	*at Fresno State	65-48
2/28	W	*BOISE STATE	64-53
3/2	W	*UTEP	87-57
3/6	L	Tulsa (WAC Tournament)	66-63

## 2002-03 (13-15, 9-9 WAC)

11/24	W	CS NORTHRIDGE	76-51
		GranTree Thanksgiving Classic	
11/29	L	vs. Baylor	76-46
11/30	L	vs. Northern Illinois	78-72
12/4	W	OREGON STATE	59-47
12/7	L	at Gonzaga	65-54
12/9	L	at Idaho	73-57
12/19	W	LOYOLA-CHICAGO	85-66
12/21	W	at Southern Utah	84-68
12/30	L	SANTA CLARA	61-54
1/2	W	*BOISE STATE	69-64
1/4	W	*UTEP	83-60
1/9	L	*at Louisiana Tech	83-38
1/11	L	*at SMU	86-77
1/19	L	*at Hawaii	54-40
1/23	W	*NEVADA	63-60
1/25	W	*FRESNO STATE	66-53
1/30	L	*at Tulsa	89-52
2/1	L	*at Rice	61-58
2/6	L	*SMU	61-58
2/8	L	*LOUISIANA TECH	66-59
2/16	W	*HAWAII	71-67
2/20	L	*at Fresno State	96-80
2/22	W	*at Nevada	77-52
2/27	L	*RICE	71-63
3/2	W	*TULSA	88-86 OT
3/6	W	*at UTEP	87-84 OT
3/8	W	*at Boise State	73-61
3/12	L	Fresno State (WAC Tournament)	63-57

## 2003-04 (16-13, 7-11 WAC)

11/21	W	at CS Northridge	71-54
11/25	L	at California	90-67
12/2	W	SAN FRANCISCO	66-53
12/6	W	NEW MEXICO STATE	69-41
12/9	W	at Sacramento State	70-39

# Year-By-Year Scores

12/19	W	UC IRVINE	.....68-48
12/21	W	at Santa Clara	.....75-62
12/27-28		DoubleTree Classic, New Orleans	
12/27	W	Yale	.....71-53
12/28	W	Marist	.....59-49
1/3	W	*at Nevada	.....70-63
1/5	L	*at Fresno State	.....81-39
1/8	W	*HAWAII	.....73-45
1/15	L	*LOUISIANA TECH	.....84-71
1/17	W	*SMU	.....64-59 OT
1/22	W	*at Boise State	.....76-70
1/24	L	*at UTEP	.....75-65
1/29	L	*TULSA	.....82-66
1/31	L	*RICE	.....74-60
2/6	W	*at Hawai'i	.....62-50
2/12	L	*at SMU	.....88-61
2/14	L	*at Louisiana Tech	.....82-51
2/19	L	*UTEP	.....51-44
2/21	W	*BOISE STATE	.....58-48
2/26	L	*at Rice	.....64-44
2/28	L	*at Tulsa	.....66-56
3/4	L	*FRESNO STATE	.....72-60
3/6	W	*NEVADA	.....81-78 2OT
3/9-10		WAC Tournament, Fresno, Calif.	
3/9	W	Nevada	.....68-60
3/10	L	Rice	.....67-54

## 2004-05 (18-12, 10-8 WAC)

11/19	W	SACRAMENTO STATE	.....59-46
11/23	W	at UC Irvine	.....54-52
11/26	L	HARVARD	.....75-61
12/2	W	at San Francisco	.....48-47
12/3	L	SANTA CLARA	.....75-74
12/7	W	UC DAVIS	.....70-58
12/11	W	at New Mexico State	.....54-43
12/19-20		at Mississippi State Classic	
12/19	L	at Mississippi State	.....66-60
12/20	W	vs. Grambling State	.....63-56
12/30	W	*NEVADA	.....76-63
1/1	L	*FRESNO STATE	.....79-63
1/4	W	at Portland State	.....69-60
1/8	W	*HAWAII	.....54-49 OT
1/13	L	*at Louisiana Tech	.....66-52
1/15	L	*at SMU	.....58-37
1/20	W	*BOISE STATE	.....64-47
1/22	W	*UTEP	.....66-51
1/27	W	*at Tulsa	.....61-53
1/29	W	*at Rice	.....63-52
2/5	W	*at Hawaii	.....56-54
2/10	W	*SMU	.....63-62 OT
2/12	L	*LOUISIANA TECH	.....80-51
2/17	L	*at UTEP	.....66-63
2/19	L	*at Boise State	.....67-54
2/24	L	*RICE	.....77-64
2/26	W	*TULSA	.....79-70
3/3	L	*at Fresno State	.....73-64
3/5	W	*at Nevada	.....65-49
3/9-11		WAC Tournament, Reno, Nev.	
3/9	W	Tulsa	.....63-60
3/11	L	Rice (semifinals)	.....76-68

## 2005-06 (13-15, 8-8 WAC)

11/18	W	GONZAGA	.....69-61
11/21	L	at CS Northridge	.....76-62
11/29	W	PORTLAND STATE	.....68-62
12/3-4		at Hawkeye Challenge	
12/3	L	vs. Rutgers	.....76-64
12/4	L	vs. Vermont	.....55-52
12/8	L	CALIFORNIA	.....78-57
12/10	W	COLORADO STATE	.....78-66
12/17	L	at Santa Clara	.....81-70
12/23	L	at Gonzaga	.....68-53
1/5	W	*at Utah State	.....63-51
1/7	W	*at Nevada	.....64-56
1/12	W	NORTH DAKOTA STATE	.....84-78
1/14	W	SOUTH DAKOTA STATE	.....64-51
1/19	W	*BOISE STATE	.....63-57
1/21	W	*IDAHO	.....61-52
1/26	L	*at Louisiana Tech	.....74-51
1/28	L	*at New Mexico State	.....50-47
2/1	W	*at Boise State	.....69-64
2/4	L	*HAWAII	.....76-61
2/9	L	*at Idaho	.....80-62
2/11	L	*FRESNO STATE	.....63-41
2/16	L	*LOUISIANA TECH	.....78-48
2/18	W	*NEW MEXICO STATE	.....58-35
2/22	L	*at Fresno State	.....77-60
2/25	L	*at Hawaii	.....57-49
3/2	W	*NEVADA	.....53-48

3/4	W	*UTAH STATE	.....70-49
3/8		WAC Tournament, Reno, Nev.	
	L	Nevada	.....76-61

## 2006-07 (5-27, 4-12 WAC)

11/11	L	CS FULLERTON	.....69-52
11/17	L	CS NORTHBRIDGE	.....66-63
11/20	L	at Cal Poly	.....71-59
11/24-25		at SMU Hoops for the Cure Classic	
11/24	L	vs. Wisconsin-Milwaukee	.....66-63
11/25	L	vs. Bradley	.....72-56
11/29	L	SAN FRANCISCO	.....53-48 OT
12/2-3		at Contra Costa Times Classic	
12/2	L	vs. Arkansas State	.....90-71
12/3	L	vs. Harvard	.....83-63
12/5	L	WASHINGTON STATE	.....72-61
12/9	L	at Colorado State	.....76-57
12/18	L	at North Dakota State	.....69-61
12/20	L	at South Dakota State	.....98-63
12/27	W	at Pacific	.....65-56
12/30	L	SANTA CLARA	.....71-59
1/4	L	*LOUISIANA TECH	.....65-52
1/6	L	*NEW MEXICO STATE	.....59-48
1/11	L	*at Fresno State	.....61-36
1/13	L	*at Nevada	.....74-47
1/18	L	*+FRESNO STATE	.....70-63
1/20	L	*at Utah State	.....58-50
1/25	W	*HAWAII	.....57-56
1/27	L	*at New Mexico State	.....79-53
2/1	L	*IDAHO	.....72-64
2/3	W	*UTAH STATE	.....65-57
2/8	L	*at Louisiana Tech	.....71-67
2/10	L	*at Boise State	.....82-59
2/17	L	*NEVADA	.....70-52
2/22	W	*BOISE STATE	.....68-60
2/24	L	*at Hawaii	.....64-53
3/3	L	*at Idaho	.....69-66
3/6-7		WAC Tournament, Las Cruces, N.M.	
3/6	W	Idaho	.....72-66
3/7	L	Boise State	.....81-4

## 2007-08 (3-28, 1-15 WAC)

11/10	L	at Oregon	.....67-32
11/13	L	CAL POLY	.....74-70
11/17	L	at CS Fullerton	.....80-68
11/20	L	PACIFIC	.....75-74 OT
11/23	L	LONG BEACH STATE	.....64-60
11/27	L	at Sacramento State	.....60-57
11/30	W	at CS Northridge	.....59-55
12/6	L	at CS Bakersfield	.....89-66
12/9	L	at San Francisco	.....74-51
12/16	L	at Washington State	.....78-72 OT
12/19	L	KANSAS	.....59-52
12/21	L	at Santa Clara	.....78-58
12/28	L	NORTHERN COLORADO	.....69-46
1/5	L	*at Utah State	.....68-58
1/10	L	*at Nevada	.....72-51
1/19	L	*HAWAII	.....70-54
1/22	L	*at Fresno State	.....81-63\$
1/24	W	*IDAHO	.....53-46
1/26	L	*FRESNO STATE	.....83-65\$
1/31	L	*BOISE STATE	.....78-51
2/2	L	*at New Mexico State	.....71-60
2/7	L	*NEVADA	.....78-62
2/14	L	*UTAH STATE	.....61-60
2/16	L	*at Louisiana Tech	.....70-54
2/21	L	*NEW MEXICO STATE	.....81-65
2/23	L	*at Hawaii	.....61-47
2/28	L	*at Boise State	.....74-65
3/1	L	*at Idaho	.....77-66
3/8	L	*LOUISIANA TECH	.....78-64
3/11-12		WAC Tournament, Las Cruces, N.M.	
3/11	W	Idaho	.....70-63
3/12	L	Fresno State	.....87-76\$

## 2008-09 (2-27, 1-15 WAC)

11/15	L	OREGON	.....69-68
11/18	L	at Northern Colorado	.....101-63
11/21	L	at Long Beach State	.....83-59
11/23	L	SEATTLE	.....94-62
11/28	W	SACRAMENTO STATE	.....49-48
12/3	L	at Kansas	.....93-49
12/7	L	at Cal State Northridge	.....69-63
12/12-13		BASKETBALL BY THE BAY CLASSIC	
12/12	L	CALIFORNIA	.....76-40
12/13	L	CAL STATE BAKERSFIELD	.....78-59
12/21	L	at Pepperdine	.....75-46

12/28-29		Courtyard By Marriott L.A. Westside Tournament	
12/28	L	at Loyola Marymount	.....81-66
12/29	L	vs. Stony Brook	.....56-38
1/3	L	SANTA CLARA	.....56-39
1/8	L	*IDAHO	.....66-47
1/10	W	*HAWAII	.....54-50
1/16	L	*at New Mexico State	.....68-51
1/18	L	*at Louisiana Tech	.....70-53
1/23	L	*UTAH STATE	.....64-54
1/25	L	*NEVADA	.....66-52
1/30	L	*at Fresno State	.....73-44
2/1	L	*at Nevada	.....61-50
2/6	L	*at Hawaii	.....64-48
2/8	L	*FRESNO STATE	.....76-47
2/13	L	*at Boise State	.....58-53
2/15	L	*at Idaho	.....64-41
2/20	L	*LOUISIANA TECH	.....87-69
2/22	L	*NEW MEXICO STATE	.....64-50
2/27	L	*BOISE STATE	.....56-45
3/5	L	*at Utah State	.....62-51
3/10		WAC Tournament, Reno, Nev.	
3/10	L	Hawaii	.....70-57

## 2009-10 (6-23, 2-14 WAC)

11/13	L	CAL STATE FULLERTON	.....79-77
11/17	L	PEPPERDINE	.....83-66
11/20	L	CAL STATE NORTHBRIDGE	.....62-61
11/24	W	SAN FRANCISCO	.....63-51
11/27-28		FAU/Boca Ridge Hotel Holiday Tournament	
11/27	L	vs. Mississippi	.....78-33
11/28	L	vs. Fordham	.....71-64
12/2	L	LOYOLA MARYMOUNT	.....66-47
12/6	L	DENVER	.....66-61
12/9	W	at California	.....68-66
12/18	W	at Sacramento State	.....84-81
12/22	L	at Colorado	.....86-50
1/2	W	at Santa Clara	.....75-64
1/6	L	*NEVADA	.....64-56
1/9	L	*at Utah State	.....65-54
1/13	L	*LOUISIANA TECH	.....92-48
1/20	L	*at Boise State	.....75-53
1/23	W	*IDAHO	.....58-53
1/27	L	*at Hawaii	.....63-59
1/30	L	*FRESNO STATE	.....68-31
2/3	L	*NEW MEXICO STATE	.....68-48
2/6	L	*at Nevada	.....72-48
2/11	L	*UTAH STATE	.....66-46
2/14	L	*at Louisiana Tech	.....81-66
2/17	W	*HAWAII	.....68-61
2/20	L	*BOISE STATE	.....80-62
2/24	L	*at Idaho	.....74-59
3/3	L	*at Fresno State	.....83-47
3/6	L	*at New Mexico State	.....62-35



Natalie White holds the Spartan career record for free throw percentage at .820 as she made 191 of her 233 attempts from 2005-08. During her career, she also became the 12th Spartan in school history to score 1,000 points. White ended her career with 1,229 points, good for seventh on the all-time scoring list.

*I am...because we Are.*



“Together we stand, divided we fall.”

# Athletics Administration



**Tom Bowen**  
Athletics Director

Tom Bowen was named San Jose State University's director of intercollegiate athletics on December 20, 2004. Under his leadership and with his vision for the department, San Jose State has established itself as a viable Division I-A intercollegiate athletics program with proven athletics and academic successes and financial advancements to his credit.

## CULTURE OF CHAMPIONS

At the core of Bowen's mission for San Jose State University athletics is building a "Culture of Champions" academically, athletically and in the community. To that end, the Notre Dame alum has overhauled the department's infrastructure; invested resources both in external and internal operations; initiated an enhanced website presence; and expanded marketing, promotions and advertising opportunities locally, regionally and nationally with the creation of Spartan Sports Properties.

Bowen has led the Spartan Foundation - the department's fundraising component - through cyclical economic conditions to unprecedented development heights at the university. The Spartans have produced annual budget surpluses under his direction and have re-invested their gains back into their student-athletes and teams.

An integral member of the University's presidential staff, he has created new short and long-term revenue streams for intercollegiate athletics and other campus extra-curricular activities. His initiatives and leadership foster energy department and university-wide. Athletics' increased visibility has coincided with record donations coming to the university, particularly in 2006-07.

Since taking over, San Jose State has more football wins in the latest four-year period than any similar span since 1990-93. The 2006 through 2008 Spartans are the first three Spartan teams to post consecutive .500 or better records in the Western Athletic Conference football standings. The 2006 Spartans capped their finest season in many years, posting a 9-4 overall record and capturing the New Mexico Bowl championship.

Recent athletics accomplishments add to his Culture of Champions. Women's golf, women's soccer and baseball are the latest teams to win a Western Athletic Conference championship. Women's water polo is a consistent top-10 national program. Women's swimming finished 2008-09 with the longest dual meet winning streak in Division I. Women's gymnastics is entrenched as a NCAA Regional Championship qualifying team. Men's basketball, men's soccer and men's golf have produced measurable gains, particularly in conference competition.

Spartans have earned All-America honors in football, women's golf, baseball and women's water polo. San Jose State had its first women's gymnastics individual NCAA Regional champion in 2009. Twelve student-athletes were honored nationally and more than 100 at the conference level for academic achievements in 2009-10.

Bowen's vision for student-athlete success and excellence led to the creation of a Student Success Services component. Academic Progress Rate (APR) scores, as measured by the NCAA, have risen steadily and strikingly under his watch and were at a then university-best in 2009 and were surpassed in the 2010 report.

He has appointed new head coaches in football, men's basketball, women's basketball, men's golf, women's golf, women's swimming and diving, softball, women's softball, women's cross country and women's volleyball. Since 2005, coaches in baseball, women's golf, water polo and softball have received conference Coach of the Year recognition.

In 2008, San Jose State was named as one of 12 Division I universities cited for Overall Excellence in Diversity in the most recent national study by Texas A&M on behalf of the NCAA.

## A VALUED PROFESSIONAL

Bowen's proven administrative and managerial record at San Jose State has resulted in meaningful national appointments in college athletics. He is one of eight Football Bowl Subdivision directors of athletics serving on the 24-member NCAA Division I Football Issues Committee. In 2009, Bowen was one of 12 named to serve as a mentor to aspiring women and ethnic minority athletics administrators in the NCAA Fellows Leadership Program. He was the Tournament Director for the 2010 NCAA Men's Basketball Division I Championship first and second rounds games played in San Jose.

Bowen came to San Jose State after serving three years as the Director of Community Affairs for the San Francisco 49ers of the National Football League. He directed all of the team's fundraising activities and was responsible for alumni and current player participation in the community. Also serving as the executive director of the 49ers Foundation, San Francisco was the first NFL franchise to implement an annual giving program.



# Athletics Administration

His Division I experience at the collegiate level includes athletics administration positions at the University of California and Saint Mary's College in Moraga, Calif. As an assistant and associate director of athletics at the University of California from July 2000 through September 2002, he was responsible for athletics fund-raising. Bowen was credited with developing the first comprehensive planned giving program for the Golden Bears.

At Saint Mary's College, he was the Director of Foundations and Corporate Relations from May 1995 to January 1997 before being appointed to an associate director of athletics position by the president of the college. His grant proposal acumen helped raise \$6.1-million in academic funding for the institution. From January 1997 through April 2000, he managed the athletics department's budget, directed a corporate sponsorship program and interacted with the academic senate, faculty and university personnel on student-athlete issues.

His first professional leadership appointment in athletics was at De La Salle High School in Concord, Calif. From 1987 through 1995, he held the positions of athletics director and assistant football coach.

## EDUCATION & COMMUNITY

He is a Level 2 certified member of the College Athletic Business Management Association (CABMA) and has memberships in the National Association of Collegiate Directors of Athletics (NACDA) and the National Society of Fund Raising Executives.

The 1983 graduate of the University of Notre Dame majored in theology/sociology and spent six years studying for the priesthood with the Holy Cross Fathers. Bowen went on to earn a master's degree in administration/education from the University of San Francisco in 1990.

An active member of the Bay Area community, he was named to the 2008 San Jose Mercury News' Top-25 Most Powerful Sports Figures in the Bay Area. He serves on the board of the San Jose Sports Authority. He is an adjunct professor at the University of San Francisco School of Sports Management and at San Jose State University's Department of Kinesiology where he teaches sports management classes. Bowen is a frequent guest lecturer at several Bay Area university campuses and continues to speak before major corporations headquartered locally on the topics of leadership, management and motivation.

The Denver, Colo., native and his wife, Mia, are the parents of three children: sons, Andrew and Peter, and, daughter, McKenna.



**Marie Tuite**  
Senior Associate Athletics  
Director

Marie Tuite joined the San Jose State University athletics administrative team in an executive capacity in June 2010 as the Senior Associate Athletics Director/Chief Operating Officer.

At San Jose State, Tuite will oversee all of the Spartans' internal components and affairs. She will manage the daily operations of the department, have direct supervision of student services and serve as sports supervisor for women's basketball.

Her professional career includes executive positions at Pacific-10 Conference universities and the NCAA. She comes to the Spartans from Seattle University where she was a Special Assistant to the Athletics Director. Tuite assisted Seattle University's recent transition to NCAA Division I athletics status and provided administrative leadership to the Redhawks' men's basketball program successfully negotiating a facility lease of the 17,000-seat Key Arena and a local radio contract with an ESPN broadcast affiliate.

Her first athletics administrative position was at Alma (Mich.) College in 1981 as the Director of Athletic Programs and Activities for an 18-sport intercollegiate program. She joined the University of California women's athletics staff in 1984 as an assistant athletics director.

Tuite then relocated to the NCAA office in the Kansas City area and served as an Assistant Director of Championships from 1989 to 1994. She assisted the organization's sport committees in the administration of the National Collegiate Championships program and coordinated the Association's corporate partner, merchandising, promotional, and official ball programs for NCAA championships.

She returned to a campus setting in 1994 as a senior associate athletics director at the University of Washington. Her duties included overseeing the process and appointment of new head coaches, directing day-to-day operations including fiscal responsibility and leadership opportunities for numerous sports, and initiating and implementing "keys to success" for priority Husky sports programs.

A two-sport student-athlete and graduate of Central Michigan University, she was inducted into the university's Athletics Hall of Fame in 1990 as just the third female inductee. Tuite played field hockey and was a star basketball player who majored in physical education. She earned her master's degree from her alma mater in athletic administration.

Tuite is a member of NACDA (National Association of College Directors of Athletics), NACWAA (National Association of Collegiate Women's Athletics Administrators) and the Women's Sports Foundation.

The native of Livonia, Mich., has two teenage sons, Michael and John.

# Media Information

The 2009-10 San José State University women's basketball media guide is intended to answer any questions about the season and assist the media in coverage of the team throughout the year.

## CREDENTIALS

Media credential requests for all San José State women's basketball home games must be directed to Shawn Murphy, Sports Information Assistant. Credentials are limited to working press filing game stories, accredited representatives of the media and personnel assigned by San Jose State University.

Pregame notes, statistics and game programs will be available prior to the start of each game in the media room, located in the southeast corner of the Event Center. Halftime and final statistics along with play-by-play will be distributed from the press room and will be available on press row.

## PHOTOGRAPHERS

The photography areas at The Event Center are limited to the baseline areas at each end of the floor, behind the 6-foot mark. No standing during live ball situations. Courtside work stations are available with advance notice.

## INTERVIEWS

Interviews with San José State players and coaches must be arranged through the sports information office. Please contact the SID staff for times and allow 24 hours prior notice for all interviews. No interviews will be allowed on game-day prior to a game. Home phone numbers for players will not be provided to the media. Players will not accept phone calls without clearance from the sports information staff.

## TELEPHONES

The basketball press row phone number is (408) 924-6470. Two lines are available for visiting radio. ISDN and analog lines are available and which type must be requested. Additional phone lines for radio broadcasts can be arranged two weeks in advance with the Sports Information Office.

## LIVE STATS/VIDEO

All home San Jose State women's basketball games will have live statistics available on the San Jose State web site. Home matches will be streamed live for free on the Spartan web site through the Gold Zone.

## DIRECTIONS TO THE EVENT CENTER

From I-280: Take the Seventh street exit. Head north on Seventh street three blocks to San Salvador. Park in the Seventh street garage and walk one block to The Event Center located on the corner of Seventh and San Carlos.

## SAN JOSE STATE WEB SITE


The official San Jose State University Athletics' website address is [www.sjsuspartans.com](http://www.sjsuspartans.com). Player and coach biographies, game stories, blogs, box scores and current statistics are available.

## WIRELESS INTERNET

Free wireless internet access is available to broadcast and print media courtside. Please see sports information personnel for more information.

## San Jose State Sports Information Office

1393 South Seventh St.  
San Jose, CA 95112  
(408) 924-1217  
(408) 924-1291 - FAX  
[www.sjsuspartans.com](http://www.sjsuspartans.com)



**Lawrence Fan**  
Sports Information  
Director




**Amy Villa**  
Associate Sports  
Information Director



**Richard Stern**  
Assistant Sports  
Information Director



**Brian Morandi**  
Sports Information  
Assistant



**Dominic Urrutia**  
Sports Information  
Student Assistant



# Staff Directory

## University Administration

Don W. Kassing, President . . . . . 924-1177  
Dr. Bill Campsey, NCAA faculty representative  
(campsey\_b@cob.sjsu.edu) . . . . . 924-3428

## Athletics Administration

Tom Bowen, director of athletics . . . . . 924-1200  
Linda Ozaki, administrative assistant . . . . . 924-1233  
Marie Tuite, senior associate athletics director/  
chief operating officer  
(marie.tuite@sjsu.edu) . . . . . 924-1730  
John Poch, senior associate athletics director/  
deputy director of athletics  
(john.poch@sjsu.edu) . . . . . 924-1739  
Liz Jarnigan, associate athletics director/student services/  
senior woman administrator  
(elizabeth.jarnigan@sjsu.edu) . . . . . 924-2462  
Matt Witty, associate athletics director/business operations  
(matt.witty@sjsu.edu) . . . . . 924-1312  
Michael Beaubien, assistant athletics director/  
marketing & promotions  
(michael.beaubien@sjsu.edu) . . . . . 924-1697  
Mike Chisholm, assistant athletics director/broadcasting  
(mike.chisholm@sjsu.edu) . . . . . 924-1244  
Darren Coelho, assistant athletics director/ticket operations  
(darren.coelho@sjsu.edu) . . . . . 924-SJTX  
Eileen Daley, assistant athletics director/academic services  
(eileen.daley@sjsu.edu) . . . . . 924-2040  
MaryAnn Fox, assistant athletics director/development  
(maryann.fox@sjsu.edu) . . . . . 924-3300  
Lynn Meade, assistant athletics director/compliance  
(lynn.meade@sjsu.edu) . . . . . 924-1514

## Administrative Support Staff

Aaron Dyes, business operations . . . . . 924-1745  
Matt Goudreau, events & facilities . . . . . 924-1215  
Eric Howitt, director of equipment services . . . . . 924-1267  
Doug Kelley, maintenance mechanic . . . . . 924-1729  
Mike Lane, equipment manager . . . . . 924-1258  
Matt Miller, business operations . . . . . 924-1462  
Paula Minklein, Spartan Foundation . . . . . 924-1218  
Doug Osumi, video coordinator . . . . . 924-1276  
Whitney Rotrock, director of student services . . . . . 924-1349  
Julie Stansberry, project coordinator . . . . . 924-1201  
Justin Weaver, equipment manager . . . . . 924-1259

## Media Relations (FAX - 924-1291)

Lawrence Fan, sports information director . . . . . 924-1217  
Amy Villa, associate sports information director  
(amy.villa@sjsu.edu) . . . . . 924-1216  
Richard Stern, assistant sports information director  
(richard.stern@sjsu.edu) . . . . . 924-1208  
Brian Morandi, sports information assistant  
(brian.morandi@sjsu.edu) . . . . . 924-1211

## Spartan Ticket Office (Toll Free - 1-877-SJSUTIX)

Darren Coelho (darren.coelho@sjsu.edu) . . . . . 924-SJTX

## Spartan Sports Properties

Brad Poe (bpoe@learfield.com) . . . . . 924-2790  
Jordan Friedman (jfriedman@learfield.com) . . . . . 924-2791

## Sports Medicine/Medical Staff

Scott Shaw, director of sports medicine . . . . . 924-1297  
Shawna Bryant, assistant athletic trainer . . . . . 924-1263  
Hisashi Imura, assistant athletic trainer . . . . . 924-1256  
Paul-Wayne Mahlow, assistant athletic trainer . . . . . 924-1470  
Dr. Michael Henehan, medical director . . . . . 995-5453  
Dr. Dan Haber, team physician . . . . . 297-3484  
Dr. Robert Nishime, team physician . . . . . 293-5807

## Strength & Conditioning

Chris Holder, director . . . . . 924-1304  
Jeremy Layport, assistant coach . . . . . 924-1392  
Ben Cobian, assistant coach . . . . . 924-1210

## Student Success Services

Liz Jarnigan, director . . . . . 924-2462  
Drew Agbay, academic advisor . . . . . 924-1576  
Gina Archimede, academic advisor . . . . . 924-1578  
Sandi Smith, academic advisor . . . . . 924-2461  
Marwa Abbas, learning specialist . . . . . 924-1378

## Women's Basketball Office (FAX - 924-1725)

Pam DeCosta, head coach (pamela.decosta@sjsu.edu) 924-1241  
Brett Studley, assistant coach (brett.studley@sjsu.edu) 924-1695  
Megan Osmer assistant coach (megan.osmer@sjsu.edu) 924-1227  
Angela Gonzaga, assistant coach  
(angela.gonzaga@sjsu.edu) . . . . . 924-1372

## Head Coaches

Augie Argabright (16th year), men's & women's cross country  
. . . . . 924-1465  
Oscar Crespo (4th year), women's volleyball . . . . . 924-1242  
Pam DeCosta (4th year), women's basketball . . . . . 924-1241  
John Dormann (5th year), women's golf . . . . . 924-1250  
Sage Hopkins (6th year), women's swimming . . . . . 924-1225  
John Kennaday (5th year), men's golf . . . . . 924-1251  
Jeff Leightman (3rd year), women's soccer . . . . . 924-1718  
George Nessman (5th year), men's basketball . . . . . 924-1232  
Anh-Dao Nguyen (18th year), women's tennis . . . . . 924-1327  
Sam Piraro (23rd year), baseball . . . . . 924-1255  
Gary St. Clair (21st year), men's soccer . . . . . 924-1261  
Mike MacIntyre (1st year), football . . . . . 924-1266  
Lou Tully (14th year), women's water polo . . . . . 924-1523  
Peter Turner (5th year), softball . . . . . 924-1253  
Wayne Wright (9th year), women's gymnastics . . . . . 924-1390

*I am...because we Are.*



**SAN JOSE**

2

**NCAA**

28.5

**Wilson**

**NCAA**

**“We need each other to be successful.”**



# 2010 - 2011 WOMEN'S BASKETBALL SCHEDULE

Date	Opponent	Time (All Local)
Sat, Nov 06	Dominican (Exhibition)	5:30 p.m.
Fri, Nov 12	Weber State	7:00 p.m.
Mon, Nov 15	@San Francisco	7:00 p.m.
Fri, Nov 19	@Pacific	7:00 p.m.
Sun, Nov 21	@Cal State Fullerton	1:00 p.m.
Tue, Nov 23	@Great Alaska Tourn.	6:00 p.m.
Wed, Nov 24	@Great Alaska Tourn.	3:30 p.m.
Wed, Dec 01	@Northern Arizona	6:35 p.m.
Sun, Dec 05	UNLV	2:00 p.m.
Sat, Dec 11	@Denver	7:00 p.m.
Sat, Dec 18	Cal Poly	7:00 p.m.
Tue, Dec 21	UC Davis	7:00 p.m.
Wed, Dec 29	Mt. Saint Mary's	7:00 p.m.
Sun, Jan 02	Santa Clara	2:00 p.m.
Thu, Jan 06	La Tech *	5:00 p.m.
Sat, Jan 08	New Mexico State *	5:00 p.m.
Thu, Jan 13	@Boise State *	6:00 p.m.
Thu, Jan 20	Idaho *	7:00 p.m.
Sat, Jan 22	Hawai'i *	7:00 p.m.
Thu, Jan 27	@Fresno State *	7:00 p.m.
Sat, Jan 29	@Utah State *	7:00 p.m.
Wed, Feb 02	@Idaho *	TBA
Sat, Feb 05	Nevada *	7:00 p.m.
Thu, Feb 10	@Nevada *	7:00 p.m.
Thu, Feb 17	@New Mexico State *	7:00 p.m.
Sat, Feb 19	@La Tech	TBA
Thu, Feb 24	@Hawai'i	7:00 p.m.
Sat, Feb 26	Boise State *	7:30 p.m.
Thu, Mar 03	Fresno State *	5:00 p.m.
Sat, Mar 05	Utah State *	7:00 p.m.
<b>WAC Tournament</b>		
Wed, Mar 09	@Las Vegas, Nev.	TBA
Thu, Mar 10	@Las Vegas, Nev.	TBA
Fri, Mar 11	@Las Vegas, Nev.	TBA
Sat, Mar 12	@Las Vegas, Nev.	TBA

Home Games played at Walt McPherson Court in  
the San Jose State Event Center

\*Western Athletic Conference contest

[WWW.SJSUSPARTANS.COM](http://WWW.SJSUSPARTANS.COM)

