



San José State University

Men's Basketball

Contact: Amy Villa, Director of Athletics Media Relations
408-924-1216 - Office • 408-421-8604 Cell
amy.villa@sjsu.edu • www.sjsuspartans.com
For Immediate Release • March 8, 2023

2022-23 Schedule 19-12, 10-8 MW

NOV. 8	GEORGIA SOUTHERN	W, 63-48
NOV. 12	BETHESDA	W, 90-68
NOV. 15	ALABAMA STATE	W, 70-57
NOV. 17	HOFSTRA	L, 85-76
Nov. 19	at N. Colorado	W, 80-69
Nov. 25-27	Baha Mar Hoops Nassau Championship	
Nov. 25	vs. North Texas - FloHoops	L, 69-54
Nov. 26	vs. Oakland - FloHoops	W, 80-67
Nov. 27	vs. Ball State - FloHoops	W, 67-65
Dec. 3	at #11 Arkansas - SEC Network	L, 99-58
DEC. 6	CSU BAKERSFIELD	W, 58-48
Dec. 10	at Santa Clara	W, 75-64
Dec. 17	at Pacific	L, 59-58
DEC. 20	CAL POLY	W, 65-43
DEC. 28	UNLV	W-OT, 75-72
Dec. 30	at Colorado State	W, 78-70
Jan. 3	at Boise State	L, 67-64
JAN. 7	NEVADA	L, 67-40
JAN. 10	FRESNO STATE	W, 74-64
Jan. 17	at New Mexico - FS1	L, 77-57
Jan. 21	at Utah State	L, 75-74
JAN. 24	AIR FORCE	W, 82-52
Jan. 28	at San Diego State - FS1	L, 72-51
FEB. 4	WYOMING	W, 84-64
	CBS Sports Network	
Feb. 7	at Fresno State	L, 70-62
FEB. 11	UTAH STATE	W, 69-64
	CBS Sports Network	
Feb. 14	at UNLV	W, 75-66
FEB. 17	NEW MEXICO	L, 96-68
	CBS Sports Network	
Feb. 21	at Nevada	L, 66-51
FEB. 25	BOISE STATE	W-OT, 74-68
FEB. 28	COLORADO STATE	W, 63-46
	CBS Sports Network	
March 4	at Air Force	W, 63-61
March 8-11	Mountain West Championship Thomas & Mack, Las Vegas, Nev.	
March 9	Quarterfinal - No. 4 Nevada	2:30 p.m.
	CBS Sports Network	

* - Mountain West game

All times list PT & subject to change
All home games at Provident Credit Union
Event Center (1,000).

Facebook - /SJSUMBB

Twitter - @SanJoseStateMBB

Instagram - @sanjosestatembb

Tik Tok - @sjsubasketball

Game 32

2023 Mountain West Championship Quarterfinal Game

San José State (19-12, 10-8) vs. No. 4 Nevada (22-9, 12-6)



Thursday, March 9
Thomas & Mack Center
Las Vegas, Nev. | 2:30 p.m. PT
CBS Sports Network

Rich Waltz (Play-by-Play), Dan Dickau (Analyst), AJ Ross (Sideline)

Listen - [KTRB 860 AM](https://www.ktrb.com/860AM)

Justin Allegri (Play-by-Play)

Live Video - <https://www.cbssports.com/watch/cbs-sports-network>

Live Stats - <http://www.sjsustats.com>

San José State

Head Coach: Tim Miles
Record at SJSU: 27-35 (2 yrs.)
Career Record: 426-369 (26 yrs.)

Nevada

Head Coach: Steve Alford
Record at NEV: 68-47 (4th yr.)
Career Record: 665-346 (32 yrs.)

SPARTANS FACE NEVADA IN QUARTERFINALS OF MW CHAMPIONSHIP:

For the first time in school history, a San José State men's basketball team will play in a quarterfinal game at the 2023 Mountain West Championship. The Spartans enter the week as the fifth seed after finishing the conference season with a 10-8 record and on a three-game winning streak. As the fifth seed, SJSU will face the fourth seed Nevada Thursday afternoon in the second game of the first session. If the Spartans win, the team would face the winner of the San Diego State-Colorado State game played at noon Thursday.

San José State enters the championship with a 19-12 overall record and 10-8 MW mark. The team brings a three-game winning streak into the week after defeating Colorado State, 63-46, last Tuesday, and 63-61 at Air Force on Saturday as the Spartans came back from a 20-point deficit early in the second half.

CHAMPIONSHIP CENTRAL: https://themw.com/sports/2022/12/20/2023_mbb_championship.aspx

LIVE STATS: Live stats can be found at <http://www.sjsustats.com>.

LIVE VIDEO: Thursday's game will be broadcast on CBS Sports Network. Rich Waltz will handle the play-by-play duties with Dan Dickau as the analyst and AJ Ross on the sidelines. Fans can find the channel on DirecTV 221, CBSsports.com/watch/live, Hulu, Fubo, and YouTube TV.

LISTEN LIVE: The Spartans will be broadcast over the air on KTRB, 860 AM and streamed on their website at <https://860amtheanswer.com/> with Justin Allegri.

Possible Spartan Starters (as of 3/4)

13	Alvaro Cardenas	G	6-1	SO	9.9 ppg, 2.9 rpg, 3.3 apg
10	Omari Moore	G	6-6	SR	17.5 ppg, 4.6 rpg, 4.7 apg
15	Trey Anderson	F	6-7	JR	6.2 ppg, 2.5 rpg
23	Sage Tolbert III	F	6-8	SR	7.9 ppg, 7.3 rpg
5	Ibrahima Diallo	C	7-0	JR	6.5 ppg, 6.3 rpg, 1.8 bpg

-CON.-

Nevada.....	Comparison	San José State
72.5	Points/Game	68.0
66.4	Opp. PPG.....	67.3
+6.1	Scoring Margin	+0.7
.446	FG%438
.416	Opp FG%.....	.425
.348	3PFG%.....	.329
.325	Opp 3PFG%.....	.353
.788	FT%.....	.677
.733	Opp FT%.....	.781
33.4	Reb/Game	38.1
33.7	Opp Reb/Game	29.6
-0.3	Reb. Margin	+8.4
14.2	Assists/Game.....	12.6
10.3	Turnovers/Game	12.1
3.0	Blocks/Game	4.0
6.2	Steals/Game	3.8

ABOUT NO. 4 NEVADA: The Wolf Pack enter the tournament as the number-four seed after finishing the MW schedule with a 12-6 mark and have a 22-9 overall record. The team is on a two-game losing streak, falling at Wyoming, 80-71, and at home to UNLV, 69-67, in overtime. Head coach Steve Alford is in his fourth year at the school.

Nevada's Leaders

Points/Game	525, 16.9 pg	Jarod Lucas
Reb./Game	228, 7.4	Darrion Williams
3pt Made	76	Jarod Lucas
Assists	144	Kenan Blackshear
Blocks	28	Tre Coleman
Steals	49	Kenan Blackshear
Field Goal %	.563 (153-272)	Will Baker
3PT %	.384 (76-198)	Jarod Lucas
Free Throw %	.861 (143-166)	Jarod Lucas

Series Record - 51-65, Nevada has won the past five meetings. The two teams did not play each other during the 2020-21 season.

Last SJSU Win in Series - 70-68, Jan. 8, 2020, San Jose

Seneca Knight scored 28 points and pulled down nine rebounds in the hard-fought win. The Spartans used a 17-2 run in the second half to take the lead.

2023 Meetings

1/7/2023 - L, 67-40, San Jose

2/21/2023 - L, 66-51, Reno

Last 10 Series Meetings

3/1/2017	L	82-67	San Jose
1/17/2018	L	71-54	San Jose
2/21/2018	L	80-67	Reno
1/9/2019	L	92-53	Reno
1/8/2020	W	70-68	San Jose
2/8/2020	L	95-77	Reno
2/15/2022	L	81-72	Reno
2/17/2022	L	90-60	San Jose
1/7/2023	L	67-40	San Jose
2/21/2023	L	66-51	Reno

HEAD COACH TIM MILES: San José State head coach **Tim Miles** is in second season at the school and in his 26th season overall as a head coach. He was named the head coach on April 6, 2021, and made an immediate impact on the Spartan fans as he won his 400th career game in the opener of the 2021-22



2022-23 Mountain West Standings (through 3/4)

Team	Conference			Overall		
	W	L	PCT	W	L	PCT
San Diego State	15	3	.833	24	6	.800
Boise State	13	5	.722	23	8	.742
Utah State	13	5	.722	24	7	.774
Nevada	12	6	.667	22	9	.710
San José State	10	8	.556	19	12	.613
New Mexico	8	10	.444	21	10	.677
UNLV	7	11	.389	18	12	.600
Colorado State	6	12	.333	14	17	.452
Fresno State	6	12	.333	11	19	.367
Air Force	5	13	.278	14	17	.452
Wyoming	4	14	.222	9	21	.300

Upcoming Schedule

Wednesday, March 8

#8 Colorado State vs. #9 Fresno State (MWN) 11 a.m. PT

#7 UNLV vs. #10 Air Force (MWN)..... 1:30 p.m. PT

#6 New Mexico vs. #11 Wyoming (MWN) 4 p.m. PT

Thursday, March 9

#1 San Diego State vs. Winner of #8/#9 (CBSSN)..... Noon PT

#4 Nevada vs. #5 San José State (CBSSN)..... 2:30 p.m. PT

#2 Boise State vs. Winner of #7/#10 (CBSSN) 6 p.m. PT

#3 Utah State vs. Winner of #6/#11 (CBSSN) 8:30 p.m. PT

Friday, March 10

MW Championship Semifinals (CBSSN) 6:30 p.m. PT

MW Championship Semifinals (CBSSN) 9 p.m. PT

Saturday, March 11

MW Championship (CBS)..... 3 p.m. PT

season. The Spartans got a 78-76 win over Cal State Fullerton on November 11, 2021. Miles has a 426-369 coaching record including 27-35 at San José State.

NET RANKINGS (as of 3/8): The Spartans are currently ranked 96 in the NET Rankings after games played on March 7. SJSU has Quadrant 1 wins over Boise State and Utah State, Quadrant 2 wins over Santa Clara, Colorado State, and UNLV, Quadrant 3 wins over Ball State, UNLV, Colorado State, Air Force, and Northern Colorado and seven Quadrant 4 wins.

MOORE NAMED MW PLAYER OF THE WEEK, 2/27: Omari

Moore was named the Mountain West Men's Basketball Player of the Week on February 27 after leading the Spartans to an overtime win against Boise State.

Moore averaged 18.5 points, 3.0 rebounds and 4.0 assists per game. He scored 24 points in the overtime win versus Boise State, his 11th 20+-point game this season and 17th consecutive game in double-figure scoring. He dished out four assists in each game last week. He added 13 points, four rebounds and four assists in the loss at Nevada.

MOORE, MILES COLLECT HARDWARE FROM MW COACHES:

In one of the best years in San José State men's basketball program history, "First-time Evers" and history continues to be made as senior guard **Omari Moore** has been named the Mountain West Player of the Year and first team All-MW selection, and head coach **Tim Miles** was selected by his peers as the MW Steve Fisher Coach of the Year.

Moore is the first Spartan player in school history to be named a conference Player of the Year, while Miles is just the third Spartan coach to receive conference Coach of the Year honors – Bill Berry, PCAA 1980; and Stan Morrison, Big West 1994.

MILES NAMED FINALIST FOR JIM PHELAN NATIONAL

COACH OF THE YEAR AWARD: Head coach Tim Miles is one of 20 finalists for the 2022-23 Jim Phelan National Coach of the Year award.

The Jim Phelan Award, which is presented annually to the nation's top Division I coach, is named in honor of a legendary bow-tied coach who spent his entire career at Mount Saint Mary's University. He led the Mountaineers to the 1962 NCAA Men's Division II Basketball Championship. When he retired in 2003, after coaching for 49 years, he had amassed 830 wins (overall record of 830-524) in all divisions. In those 49 years, 19 of his teams amassed 20 or more wins in a season.

The recipient of the 2023 award will be announced in March, in Houston, the site of the men's NCAA Basketball Championship.

SPARTANS AT THE MW TOURNAMENT: The Spartans are looking for some success at the Mountain West Tournament in 2023 at the Thomas & Mack Center. This year marks the first time the SJSU program has played in a quarterfinal game. The closest San José State has come to winning a game was last year's first round when the Spartans fell in overtime to Fresno State, 69-67.

Mountain West Tournament Results

2014 - First Round - L, Boise State, 83-52
 2016 - First Round - L, Colorado State, 80-61
 2017 - First Round - L, Utah State, 90-64
 2018 - First Round - L, Wyoming, 74-61
 2019 - First Round - L, Air Force, 87-56
 2020 - First Round - L, New Mexico, 79-66
 2021 - First Round, L, Wyoming, 111-80
 2022 - First Round, L, Fresno State, 69-67 (OT)

AND THEN THERE WERE THREE STARTING LINEUPS: This season, the Spartans have used the same lineup for all 30 games. This is a change from past years when San José State used 13 different starting lineups for the 2021-22 season.

Spartan Starting Lineup -Alvaro Cardenas, Omari Moore, Trey Anderson, Sage Tolbert III & Ibrahima Diallo

San José State is one of three teams nationwide to use the same starting lineup for every game this season (thru 3/7/23).

Marquette Marshall San José State

SJSU'S RECORD WHEN ...

home.....	12-3
away.....	5-8
neutral.....	2-1
overtime.....	2-0
games decided by 3 pts or less.....	3-3
games decided by 4-5 pts.....	1-0
games decided by 6-10 pts.....	5-2
games decided by 11-19 pts.....	6-2
games decided by 20+ pts.....	4-5
vs. Top 25.....	0-1
vs. Top 10.....	0-0
vs. Power 5 opponents.....	0-1
scoring first.....	10-8
leading at the half.....	12-4
tied at the half.....	2-0
trailing at the half.....	5-8
leading with 10 mins remaining.....	14-4
tied with 10 mins remaining.....	1-0
trailing with 10 mins remaining.....	4-8
leading with 5 mins remaining.....	15-2
tied with 5 mins remaining.....	2-0
trailing with 5 mins remaining.....	2-10
SJSU shoots 50% or better.....	4-1
SJSU shoots less than 50%.....	15-11
SJSU shoots better than opponent.....	16-3
SJSU shoots the same as opponent.....	0-0
SJSU shoots worse than opponent.....	3-9
Opponent shoots 50% or better.....	0-6
Opponent shoots less than 50%.....	17-6
SJSU outrebounds opponent.....	17-8
Opponent outrebounds SJSU.....	1-4
SJSU equals opponent in rebs.....	1-0
SJSU shoots 80% or better from FT line.....	5-2
SJSU has more FT attempts.....	8-3
Opponent has more FT attempts.....	9-8
SJSU equals opponent in FT attempts.....	2-1
SJSU shoots 40% or better from 3.....	6-4
SJSU has less turnovers than opponent.....	5-2
SJSU has more turnovers than opponent.....	12-9
SJSU equals opponent in turnovers.....	1-1
SJSU scores 100+ pts.....	0-0
SJSU scores 90-99 pts.....	1-0
SJSU scores 80-89 pts.....	3-0
SJSU scores 70-79 pts.....	7-2
SJSU scores 60-69 pts.....	6-3
SJSU scores 50-59.....	1-6
SJSU scores less than 50 pts.....	0-1
Opponent scores 100+ pts.....	0-0
Opponent scores 90-99 pts.....	0-2
Opponent scores 80-89 pts.....	0-1
Opponent scores 70-79 pts.....	2-4
Opponent scores 60-69 pts.....	11-4
Opponent scores 50-59.....	2-1
Opponent scores less than 50 pts.....	4-0
On Monday.....	0-0
On Tuesday.....	8-4
On Wednesday.....	1-0
On Thursday.....	0-1
On Friday.....	0-2
On Saturday.....	9-5
On Sunday.....	1-0
In November.....	6-2
In December.....	5-2
In January.....	2-5
In February.....	4-3
In March.....	1-0
On National TV (ESPN, ESPN2, CBS Sports Network, FS1, FS2, Stadium).....	3-3
On NBC Sports Bay Area/California.....	4-1
On Mountain West Network.....	8-5
Miscellaneous	
Current Streak.....	Won 3
Home court streak.....	Won 2
Neutral court streak.....	Won 2
Road Streak.....	Won 1
All-Time Record 112th Season (2,694 games).....	1,190-1,503 (.442)

MOORE SCORES CAREER BEST IN WIN AT AIR FORCE: Omari

Moore made his final regular-season Mountain West game of season one of his best as scored 33 points to lead San Jose State to 63-31 win at Air Force on March 4. Moore was 14-24 from the field including 3-for-8 from three-point range. He also had three assists, two steals and two blocks. His final block came as Air Force tried to lay the ball in to tie the game at the end of regulation.

WHAT A COMEBACK: The Spartans had to comeback from 20 points down in the second half at Air Force on March 4 for a 63-61 win at USAFA. The 20 points is sixth on the list of top comebacks of the year nationally and the 20 points in the second half is fifth on the list compiled by Brett Rodden of Winthrop.

TOP COMEBACKS of 2022-23

- 25** Florida St. 85, Miami 84 (2/25/23)
24 Middle Tennessee 69, FIU 58 (2/18/23)
23 Texas Tech 80, Iowa St. - OT (1/30/23)
 Milwaukee 75, Northern Kentucky 74 (1/28/23)
 South Dakota St. 77, Eastern Washington 76 (12/10/22)
 Charlotte 71, Appalachian St. 62 (12/2/22)
 BYU 79, Dayton 75 - OT (11/25/22)
22 McNeese St 79, New Orleans 78 (2/11/23)
 Western Illinois 81, South Dakota St. 73 - OT (1/28/23)
 Richmond 75, Duquesne 73 (1/7/23)
 Murray St. 66, Chicago St. 65 (12/13/22)
21 Manhattan 72, Quinnipiac 70 (2/26/23)
 Utah St. 75, Nevada 66 (2/18/23)
 Iowa 91, Indiana 89 (1/5/23)
 Southeastern Louisiana 70, Campbell 69 (11/19/22)
 Gardner-Webb 66, North Carolina A&T 64 (11/19/22)
 Davidson 102, Wright St. 97 - 2OT (11/9/22)
20 **San Jose St. 63, Air Force 61 (3/4/23)**
 Lindenwood 105, SE Missouri St. 102 - 2OT (2/23/23)
 Miami (OH) 66, Northern Illinois 65 (OT - 2/18/23)
 Lindenwood 67, Little Rock 62 (1/4/23)
 LSU 72, Wake Forest 70 (12/10/22)
 Eastern Kentucky 62, Georgia St. 61 (11/18/22)
 UC Riverside 81, Loyola Marymount 79 (11/10/22)
 TCU 73, Arkansas Pine Bluff 72 (11/7/22)

Largest 2nd Half Deficit In A Win

- 25** Florida St. 85, Miami 84 (2/25/23)
23 Texas Tech 80, Iowa St. 77 - OT (1/30/23)
 South Dakota St. 77, Eastern Washington 76 (12/10/22)
22 McNeese State 79, New Orleans 78 (2/11/23)
21 Milwaukee 75, Northern Kentucky 74 (1/28/23)
 Southeastern Louisiana 70, Campbell 69 (11/19/22)
 Gardner-Webb 66, North Carolina A&T 64 (11/19/22)
20 **San Jose St. 63, Air Force 61 (3/4/23)**
 Lindenwood 105, SE Missouri St. 102 - 2OT (2/23/23)
 Miami (OH) 66, Northern Illinois 65 (OT - 2/18/23)
 UC Riverside 81, Loyola Marymount 79 (11/10/22)

MW Player of the Week

Nov. 14	Darrion Trammell, Sr., G, San Diego State
Nov. 21	EJ Harkless, Sr., G, UNLV
Nov. 28	Morris Udeze, Sr., F, New Mexico
Dec. 5	Max Rice, Sr., G, Boise State
Dec. 12	Noah Reynolds, So., G, Wyoming
Dec. 19	Isaiah Stevens, Sr., G, Colorado State
Dec. 26	Will Baker, R-Jr., C, Nevada
Jan. 2	Matt Bradley, Sr., G, San Diego State
Jan. 9	EJ Harkless, Sr., G, UNLV
Jan. 16	Jaelen House, Sr., G, New Mexico
Jan. 23	Jamal Mashburn, Jr., Jr., G, New Mexico
Jan. 30	EJ Harkless, Sr., G, UNLV
Feb. 6	Jarod Lucas, Sr., G, Nevada
Feb. 13	Matt Bradley, Sr., G, San Diego State
Feb. 20	Max Shulga, Jr., G, Utah State
Feb. 27	Omari Moore, Sr., G, San José State
March 5	Steven Ashworth, Utah State

MW Freshman of the Week

Nov. 14	Darrion Williams, F, Nevada
Nov. 21	Darrion Williams, F, Nevada
Nov. 28	Corbin Green, F, Air Force
Dec. 5	Donovan Dent, G, New Mexico
Dec. 12	Rytis Petraitis, F, Air Force
Dec. 19	Rytis Petraitis, F, Air Force
Dec. 26	Rytis Petraitis, F, Air Force
Jan. 2	Rytis Petraitis, F, Air Force
Jan. 9	Nick Davidson, F, Nevada
Jan. 16	Marcell McCreary, G, Air Force
Jan. 23	Rytis Petraitis, F, Air Force
Jan. 30	Darrion Williams, F, Nevada
Feb. 6	Nate Barnhart, F, Wyoming
Feb. 13	Darrion Williams, F, Nevada
Feb. 20	Rytis Petraitis, F, Air Force
Feb. 27	Darrion Williams, F, Nevada
March 5	Darrion Williams, F, Nevada

MW Statistics (All Games) (thru 3/5)

Scoring - 4th.....	Omari Moore, 17.52 pg
Rebounding - 3rd.....	Sage Tolbert, 7.32 pg
Rebounds - 6th.....	Ibrahima Diallo, 6.29 pg
Rebounding - 7th.....	Robert Vaihola, 6.26 pg
Offensive Rebounds - 1st.....	Robert Vaihola, 2.87 pg
Offensive Rebounds - 4th.....	Sage Tolbert, 2.32 pg
Offensive Rebounds - 5th.....	Ibrahima Diallo, 2.19 pg
Defensive Rebounds - 5th.....	Sage Tolbert, 5.00 pg
Defensive Rebounds - T12th.....	Ibrahima Diallo, 4.10 pg
FG Percentage - 9th.....	Omari Moore, .431
FT Percentage - 11th.....	Omari Moore, .774
3PT FG Made - T7th.....	Omari Moore, 1.94 pg
Assists - T3rd.....	Omari Moore, 4.79 pg
Assists 11th.....	Alvaro Cardenas, 3.32 pg
Blocked Shots - 1st.....	Ibrahima Diallo, 1.84 pg
Assist/Turnover Ratio - 6th.....	Omari Moore, 146/83, 1.76
Assist/Turnover Ratio - 8th.....	Alvaro Cardenas, 103/61, 1.69
Minutes Played - 2nd.....	Omari Moore, 36.33 pg
Minutes Played - 8th.....	Alvaro Cardenas, 33.58 pg

MW Statistics (MW Games)

Scoring - 3rd.....	Omari Moore, 20.11 pg
Rebounds - 3rd.....	Ibrahima Diallo, 6.94 pg
Rebounding - 5th.....	Robert Vaihola, 6.83 pg
Rebounding - 6th.....	Sage Tolbert, 6.72 pg
Offensive Rebounds - 1st.....	Robert Vaihola, 3.28 pg
Offensive Rebounds - 2nd.....	Ibrahima Diallo, 2.89 pg
Offensive Rebounds - 6th.....	Sage Tolbert, 2.11 pg
Defensive Rebounds - 6th.....	Sage Tolbert, 4.61 pg
Defensive Rebounds - 15th.....	Ibrahima Diallo, 4.06 pg
FG Percentage - 14th.....	Omari Moore, .427
FT Percentage - 9th.....	Omari Moore, .810
3PT FG Made - 4th.....	Omari Moore, 2.33 pg
Assists - 2nd.....	Omari Moore, 4.89 pg
Assists - 11th.....	Alvaro Cardenas, 3.44 pg
Blocked Shots - 2nd.....	Ibrahima Diallo, 1.61 pg
Blocked Shots - T12th.....	Robert Vaihola, 0.78 pg
Blocked Shots - T12th.....	Omari Moore, 0.78 pg
Assist/Turnover Ratio - 6th.....	Omari Moore, 88/51, 1.73
Assist/Turnover Ratio - 9th.....	Alvaro Cardenas, 62/40, 1.55
Steals - T13th.....	Alvaro Cardenas, 1.17 pg
Minutes Played - 2nd.....	Omari Moore, 37.95 pg
Minutes Played - 9th.....	Alvaro Cardenas, 34.45 pg

Miscellaneous Stats**Career Triple-Doubles****Omari Moore - 1**

18 points, 10 rebounds, 10 assists,
vs. New Mexico, Feb. 20, 2022

Career Double-Doubles (SJSU only)**Omari Moore - 4**

15 points, 11 rebounds,
vs. Fresno Pacific, Dec. 9, 2020
14 points, 10 rebounds,
vs. New Mexico, Jan. 21, 2021
13 points, 10 rebounds, at Portland, Dec. 17, 2021
19 points, 13 rebounds,
vs. Fresno State, March 9, 2022 (MW Tour.)

Sage Tolbert III - 4

13 points, 14 rebounds -
vs. Bethesda, Nov. 12, 2022
12 points, 11 rebounds,
at #11 Arkansas, Dec. 3, 2022
18 points, 12 rebounds, at Santa Clara, Dec. 10, 2022
11 points, 13 rebounds,
at Colorado State, Dec. 31, 2022

Ibrahima Diallo - 3

16 points, 10 rebounds -
at California Baptist, Nov. 18, 2021
10 points, 13 rebounds - at Air Force, March 1, 2022
10 points, 10 rebounds, vs. Wyoming, Feb. 4, 2023

Robert Vaihola - 3

14 points, 10 rebounds -
vs. Bethesda, Nov. 12, 2022
18 points, 10 rebounds -
vs. Air Force, Jan. 24, 2023
15 points, 11 rebounds - vs. Boise State, Feb. 25, 2023

Trey Anderson - 2

15 points, 12 rebounds, at Portland, Dec. 17, 2021
11 points, 11 rebounds,
at Northern Colorado, Nov. 19, 2022

MJ Amey - 1

23 points, 12 rebounds,
vs. San Diego State, Feb. 9, 2022

Career 20+ point games**Omari Moore - 16**

28, vs. Northern Colorado, Nov. 23, 2021
20, vs. Air Force, Jan. 25, 2022
22, at Nevada, Feb. 15, 2022
20, at San Diego State, Feb. 25, 2022
20, at Northern Colorado, Nov. 19, 2022
21, at #11 Arkansas, Dec. 3, 2022
24, at Santa Clara, Dec. 10, 2022
29, at Colorado State, Dec. 31, 2022
22, at Boise State, Jan. 3, 2023
24, at New Mexico, Jan. 17, 2023
26 - vs. Air Force, Jan. 24, 2023
29 - vs. Wyoming, Feb. 4, 2023
22 - at Fresno State, Feb. 7, 2023
27 - vs. Utah State, Feb. 11, 2023
24 - Boise State, Feb. 25, 2023
33 - at Air Force, March 4, 2023

Tibet Görener - 2

23, vs. Bethesda, January 8, 2022
20, at Utah State, January 21, 2023

Sage Tolbert - 1

25 - vs. Oakland, Nov. 26, 2022

Alvaro Cardenas - 1

20 - vs. Fresno State, Jan. 10, 2023

MJ Amey - 4

32, vs. Bethesda, January 8, 2022
23, vs. UNLV, January 17, 2022
24, at Boise State, February 5, 2022
23, vs. San Diego State, February 9, 2022

Career 10+ rebound games**Ibrahima Diallo - 9**

10, at California Baptist, Nov. 18, 2021
12, vs. North Dakota, Dec. 3, 2021
10, at Pepperdine, Dec. 6, 2021
13, at Air Force, March 1, 2022
11 - vs. CSU Bakersfield, Dec. 6, 2022
10, at Santa Clara, Dec. 10, 2022
10, vs. Wyoming, Feb. 4, 2023
15 - vs. Boise State, Feb. 25, 2023
12 - at Air Force, March 4, 2023

Omari Moore - 5

11, vs. Fresno Pacific, Dec. 9, 2020
10, vs. New Mexico, Jan. 23, 2021
10, at Portland, Dec. 17, 2021
10, vs New Mexico, Feb. 20, 2022
13, vs. Fresno State, March 9, 2022
(MW Tournament)

Sage Tolbert III - 6

14, vs. Bethesda, Nov. 12, 2022
12, vs. Hofstra, Nov. 17, 2022
11, at #11 Arkansas, Dec. 3, 2022
12, at Santa Clara, Dec. 10, 2022
13, at Colorado State, Dec. 31, 2022
10, at Fresno State, Feb. 7, 2023

Robert Vaihola - 5

10, at New Mexico, Jan. 25, 2022 (at Fresno State)
10, vs. Bethesda, Nov. 12, 2022
13 - vs. UNLV, Dec. 28, 2022
10 - at New Mexico, Jan. 17, 2023
11 - vs. Boise State, Feb. 25, 2023

Trey Anderson - 2

12, at Portland, Dec. 17, 2021
11, at Northern Colorado, Nov. 19, 2022

MJ Amey - 1

12, vs. San Diego State, February 9, 2022

20+ points games in 2022-23**Omari Moore - 11**

20, at Northern Colorado, Nov. 19, 2022
21, at #11 Arkansas, Dec. 3, 2022
24, at Santa Clara, Dec. 10, 2022
29, at Colorado State, Dec. 31, 2022
22, at Boise State, Jan. 3, 2023
24, at New Mexico, Jan. 17, 2023
26 - vs. Air Force, Jan. 24, 2023
29 - vs. Wyoming, Feb. 4, 2023
22 - at Fresno State, Feb. 7, 2023
27 - vs. Utah State, Feb. 11, 2023
24 - vs. Boise State, Feb. 25, 2023
33 - at Air Force, March 4, 2023

Sage Tolbert - 1

25 - vs. Oakland, Nov. 26, 2022

Alvaro Cardenas - 1

20 - vs. Fresno State, Jan. 10, 2023

Tibet Görener - 1

20, at Utah State, January 21, 2023

10+ rebound games in 2022-23**Sage Tolbert III - 6**

14, vs. Bethesda, Nov. 12, 2022
12, vs. Hofstra, Nov. 17, 2022
11 at #11 Arkansas, Dec. 3, 2022
12, at Santa Clara, Dec. 10, 2022
13, at Colorado State, Dec. 31, 2022
10, at Fresno State, Feb. 7, 2023

Robert Vaihola - 5

10, vs. Bethesda, Nov. 12, 2022
13 - vs. UNLV, Dec. 28, 2022
10, at New Mexico, Jan. 17, 2023
10, vs. Air Force, Jan. 24, 2023
11 - vs. Boise State, Feb. 25, 2023

Ibrahima Diallo - 5

11 - vs. CSU Bakersfield, Dec. 6, 2022
10 - at Santa Clara, Dec. 10, 2022
10 - vs. Wyoming, Feb. 4, 2023
15 - vs. Boise State, Feb. 25, 2023
12 - at Air Force, March 4, 2023

Trey Anderson - 1

11, at Northern Colorado, Nov. 19, 2022

Double-Doubles in 2022-23**Sage Tolbert III - 4**

13 points, 14 rebounds -
vs. Bethesda, Nov. 12, 2022
12 points, 11 rebounds,
at #11 Arkansas, Dec. 3, 2022
18 points, 12 rebounds,
at Santa Clara, Dec. 10, 2022
11 points, 13 rebounds,
at Colorado State, Dec. 31, 2022

Robert Vaihola - 3

14 points, 10 rebounds -
vs. Bethesda, Nov. 12, 2022
18 points, 10 rebounds - vs. Air Force, Jan. 24, 2023
15 points, 11 rebounds, vs. Boise State, Feb. 25, 2023

Trey Anderson - 1

11 points, 11 rebounds,
at Northern Colorado, Nov. 19, 2022

Ibrahima Diallo - 1

10 points, 10 rebounds, vs. Wyoming, Feb. 4, 2023

MOORE NEARING SIXTH ON CAREER SCORING LIST: Omari Moore moved into seventh place on the San José State scoring list last week with his 33 points at Air Force and now has 1,247 career points. He needs 11 more points scored to move into sixth place on the list. He moved into the top-10 career scoring list at San José State after scoring 14 points at UNLV on Valentine's Day.

January 17, 2023, a day that **Moore** will remember as he became the 16th player in San José State history to score 1,000 career points. There wasn't much fanfare to the 1,000th point as Moore scored the point from the free throw line with 4:14 left in the game at New Mexico.

SAN JOSE STATE 1,000 CAREER POINTS SCORERS

Player	Seasons	G	FG	3FG	FT	Points
1. Ricky Berry	1986-88	84	619	113	416	1,767
2. Adrian Oliver	2009-11	80	585	138	442	1,750
3. Stu Inman	1947-50	123	591	0	322	1,504
4. Wally Rank	1977-80	102	562	0	308	1,432
5. Justin Graham	2007-11	119	460	57	295	1,272
6. Ryan Welage	2015-18	91	457	161	183	1,258
7. Omari Moore	2020-C	113	472	109	194	1,247
8. Chris McNealy	1981-83	81	504	2	226	1,236
9. Coby Dietrick	1968-70	72	465	0	243	1,173
10. Terry Cannon	1990-92, 94	97	414	114	209	1,139
11. Johnnie Skinner	1971-73	73	481	0	174	1,136
12. Ken Mickey	1974, 76-77	82	427	0	271	1,125
13. Sid Williams	1978-81	111	485	0	125	1,095
14. S.T. Saffold	1964-66	72	421	0	205	1,050
14. Olivier St. Jean	1996-97	51	373	44	260	1,050
16. Carroll Williams	1953-55	75	304	0	441	1,049

CARDENAS, DEFENSE KEYS TO WIN OVER COLORADO

STATE: Alvaro Cardenas led the Spartans with 16 points, and San José State held Colorado State to a season-low points as the Spartans won 63-46 in the team's final home game of the season at the Provident Credit Union Event Center. Two other Spartans scored in double figures - Omari Moore, 14; and Trey Anderson, 13.

ANOTHER STREAK SNAPPED IN WIN OVER BOISE STATE:

Omari Moore scored 24 points, and **Ibrahima Diallo** grabbed 15 points in the team's 74-68 overtime win against Boise State on February 26, as the Spartans snapped an 11-game losing streak to the Broncos.

The Spartans trailed by nine with 6:41 remaining at 56-47, and went on an 11-2 run to send the game to overtime. Trailing by four, **Alvaro Cardenas** hit a three-pointer with the shot clock running down to cut the Bronco lead to 58-57 with 47 seconds left. **Robert Vaihola** was fouled with six seconds left in regulation, making the first to tie the game at 58-58, but then missed the second to give Boise State one final three-point shot that was blocked by Moore.

Vaihola finished the game with 15 points and 11 rebounds, his third double-double of the season. The Spartans got 28 points from the bench, led by Vaihola's 15. **Garrett Anderson** scored a career-best 13 points including 4-for-4 from the line

T. ANDERSON PACES SPARTANS TO WIN AT UNLV: Trey

Anderson matched his season high with 19 points in a 75-66 win at UNLV on Valentine's Day. Anderson was 6-for-9 from the field including 5-for-7 from three-point range. He also had five rebounds, a block and an assist as the Spartans won the season series from UNLV for only the third time in school history.

The Spartans led at halftime, 40-36, despite leading scorer **Omari Moore** being held scoreless after going 0-for-8 from the field. The rest of the team shot 17-for-25 for the first half (.680) as Anderson scored 14 points. Moore rebounded in the second half to score all 14 of his points.

19 WINS TAKES THE SPARTANS TO NEW HEIGHTS: The Spartans recorded 19 wins this season for the first time since 1980-81 season when the team had a 22-9 record. The program has only won 18 or more games nine times since 1937-38.

Seasons With 18+ Wins Since 1937-38

1937-38	19-4
1940-41	19-8
1946-47	19-9
1947-48	23-9
1948-49	22-13
1949-50	21-7
1950-51	18-12
1980-81	22-9
2022-23	19-12

MOST MW WINS EVER/MOST CONFERENCE WINS SINCE

1993-94: With 10 Mountain West wins this season, the Spartans have reached another plateau, recording the most MW wins in school history and the most since the 1993-94 season.

Since joining a conference in 1969-70, Spartan teams have won nine or more conference games in six seasons. Two of those teams have participated in the postseason - 1980-81 NIT and 1995-96 NCAA Tournament.

9+ Conference Wins Since 1969-70

1980-81	10-4	Big West (NIT Participant)
1984-85	10-8	Big West
1986-87	10-8	Big West
1993-94	11-7	Big West
1995-96	9-9	Big West (NCAA Tournament)
2022-23	10-8	MW

ALL THE COMFORTS OF HOME - WINNING HOME RECORD:

For the first time since the 2016-17 season, the Spartans were guaranteed a winning home record as the team finished with a 12-3 mark inside the Provident Credit Union Event Center. The 12 home wins exceeds the 1998-99 team that finished the season 11-1 inside Provident Credit Union The Event Center.

RECENT 10-WIN SEASONS: The Spartans won more than 10 games for the first time since the 2016-17 season when the team finished 14-16 overall. This year, the 10th win came against UNLV on December 28. In the past 30 years, the team has won 10 or more games in just 13 seasons. The last team to win 20 or more games was the 1980-81 team at 22-8.

2022-23	19-12, 10-8 MW	Tim Miles
2016-17	14-16, 7-11 MW	Dave Wojcik
2010-11	17-16, 5-11 WAC	George Nessman
2009-10	14-17, 6-10 WAC	George Nessman
2008-09	13-17, 6-10 WAC	George Nessman
2007-08	13-19, 4-12 WAC	George Nessman
2001-02	10-22, 4-14 WAC	Steve Barnes
2000-01	14-14, 6-10 WAC	Steve Barnes
1999-2000	15-15, 6-8 WAC	Steve Barnes
1998-99	12-15, 5-9 WAC	Phil Johnson
1996-97	13-14, 5-11 WAC	Stan Morrison
1995-96	13-17, 9-9 Big West	Stan Morrison
1993-94	15-12, 11-7 Big West	Stan Morrison

DOING MOORE FOR THE SPARTANS: Omari Moore continues to prove why he is a captain on this Spartan team as he leads the team in scoring at 17.5 points per game and has dished out a team-best 146 assists, including nine in a win over Oakland. He is shooting 43.1 percent from the field (197-457). He has 24 steals and averages 36.3 minutes played. Moore led the team in scoring in 19 games this season, the most recent a career-best 33 points in a come-from-behind win at Air Force.

CAREER RANKINGS: Two Spartans rank among the San José State best in three categories. See pages 17-18 for complete listings of all career categories.

Omari Moore ranks in seven career lists including scoring, field goals made and attempted, three-pointers attempted, assists, blocked shots and steals.

Ibrahima Diallo is seventh in blocked shots with 77 and needs four more to move into sixth place.

MOORE'S SCORING AMONG THE BEST IN SJSU HISTORY:

With 543 points this season, **Omari Moore** has scored the seventh-most points in school history in a season. He is just three points behind Ricky Berry who scored 546 points for the 1986-87 season. Moore would need 26 points match Marquin Chandler's 569 points during the 2004-05 season.

See pages 15 and 16 for a complete listing of all San José State single season lists.

PERRY, FROM MANAGER TO KEY MINUTES IN WIN: Last season **Ryen Perry** was a team manager for the Spartan program. In November, he was added to the roster and got to wear #25 on his back. On March 4, in his seventh game of the season, Perry made a difference on the court for the Spartans in the comeback win at Air Force. He played the final 11:35 of the game and made his only field goal of the season, a three-pointer to bring the Spartans to within six points of the Falcons. Perry also had a rebound in the game and had a +/- of 16 in the win.

3-0 IN BATTLES OF MENTOR/MENTEE: Three times this season, San José State head coach Tim Miles faced one of his former assistants and came out victorious. First he faced former assistant and now head coach at Ball State Michael Lewis as SJSU defeated the Cardinals, 67-65, at the Baha Mar Hoops

Nassau Championship in late November. Lewis was an assistant for Miles for three years at Nebraska, coaching together for the 2016-17, 2017-18 and 2018-19 seasons.

On Dec. 31, Miles won again over a former assistant as he faced Ram head coach Niko Medved. The Spartans erased a 14-point deficit en route to a 78-70 win. Medved served as an assistant coach for Tim Miles at CSU for five seasons (2007-12).

The two teams played again, this time in San Jose on February 28, when the Spartans won 63-46.

UPSET WIN OF UTAH STATE AS MOORE SCORES 27: Omari

Moore scored 20 of his 27 points in the second half, and Ibrahima Diallo nailed two free throws with four second remaining in the game to give the San José State men's basketball team a 69-64 home win over Utah State on February 11. The win ended a nine-game losing streak to Utah State. The last win, 64-62, came in San Jose on February 28, 2018.

STARTING LINEUP SCORING SUCCESS VS. WYOMING: For the first time this year, all five Spartan starters scored in double figures in the same game. Against Wyoming on February 4, **Omari Moore** led the team with 29 points, followed by **Sage Tolbert** with 14 points and **Alvaro Cardenas** with 13 points. **Trey Anderson** scored 10 points, his first double-figure game since the Bahamas, while **Ibrahima Diallo** recorded his first double-double of the year with 10 points and 10 rebounds.

STRONG SHOOTING NIGHT PROPELS SJSU TO WIN: In the only game against Wyoming this season, the Spartans shot 56.6 percent from the field, 30-53. San José State is 4-1 when shooting over 50 percent in a game with wins over Air Force (57.6%), Wyoming, Oakland (55.4%) and Fresno State (54.4%). The only loss came to North Texas in the Bahamas (58.6%).

DISHING OUT THE ASSISTS: Omari Moore is on the top-10 single-season assists list at San José State for the second consecutive season. Moore enters the game in fifth place with 146 assists for the season, needing three more to move into fourth.

ASSISTS

Name	Season	Games	Assists
1. Ken Mickey	1976-77	29	203
2. Mike Mendez	1978-79	27	162
3. Michael Dixon	1983-84	28	155
4. Justin Graham	2009-10	31	149
5. Omari Moore	2022-23	30	146
6. Ken Mickey	1975-76	27	145
7. Mike Mendez	1980-81	30	143
8. Justin Graham	2008-09	30	142
9. Justin Graham	2010-11	32	141
10. Michael Dixon	1982-83	29	138
10. Omari Moore	2021-22	30	138

SPARTAN REBOUNDING EFFORTS AMONG THE BEST IN THE NATION: SJSU has been out-rebounding their opponents by an average of 8.0 rebounds per game, ranking them sixth out of 352 teams ranked nationally. Purdue is the national leader at +11.1 rebounds. The Spartans average 37.97 rebounds per game, ranking 32nd in the nation.

REBOUNDING A PLUS FOR THE SPARTANS: After being out-rebounded by opponents the past four seasons, the Spartans have turned the tables and now out-rebound opponents by 8.0 rebounds per game. Part of that success is a Spartan trio that has made a difference this season on the boards. **Sage Tolbert III** leads the team in rebounding at 7.3 pg, followed by **Robert Vaihola** at 6.3 pg and **Ibrahima Diallo** at 6.3 pg.

DIALLO AMONG THE NATION'S BEST IN BLOCKED SHOTS: **Ibrahima Diallo** enters the game ranked 32nd nationally with 57 blocked shots and 36th in blocks per game at 1.84. He has recorded a block in 26 of the 31 games played. His eight blocks against Alabama State are the most in a single game in the Mountain West this season and tied for the second-most in a game nationally.

40+ POINT HALVES: The Spartans have scored 40 or more points in 11 halves this season, the latest coming at UNLV on Valentine's Day when SJSU scored 40 points in the first half, taking a 40-36 lead into the locker room. The Spartans are 9-1 in those games (scored 40+ in both halves against Bethesda).
 47 - 1st half vs. Oakland, 11/26 (W)
 46 - 2nd half at Santa Clara, 12/10 (W)
 46 - 1st half vs. Air Force, 1/24 (W)
 45 - Both halves vs. Bethesda, 11/12 (W)
 45 - 2nd half at Colorado State, 12/31 (W)
 45 - 2nd half vs. Wyoming, 2/4 (W)
 41 - 1st half vs. Hofstra, 11/17 (L)
 41 - 1st half at Northern Colorado, 11/19 (W)
 41 - 1st half vs. UNLV, 12/28 (W)
 40 - 1st half vs. UNLV, 2/14 (W)

MOST REBOUNDS BY A SPARTAN SINCE 2019: **Ibrahima Diallo** grabbed 15 rebounds in the win over Boise State on February 25, the most by a Spartan player since the 2018-19 season. Listed below are the season highs for the past five years.

2022-23	15	Ibrahima Diallo vs. Boise State, 2/25/23
2021-22	13	Ibrahima Diallo, vs. Air Force, 3/1/22
	13	Omari Moore, vs. Fresno State, 3/9/22
2020-21	14	Ralph Agee, vs. Air Force, 1/30/21
2019-20	14	Christian Anigwe, vs. Oregon State, 11/27/10
2018-19	17	Michael Stedman, vs. Air Force, 2/23/19

GET THAT OUT OF MY HOUSE: In 31 games this season, **Ibrahima Diallo** has blocked 57 shots, the third-highest season total in school history. Current Memphis Grizzlies player Brandon Clarke set the school record with 77 blocks in the 2016-17 season.

BLOCKED SHOTS (Since 1979)

Name	Season	Games	Blocked Shots
1. Brandon Clarke	2017	30	77
2. Gerald Thomas	1988	29	62
3. Ibrahima Diallo	2023	31	57
4. Menelik Barbary	2007	30	49
4. Alex Brown	2013	26	49
6. Chris Oakes	2010	31	44
7. Darnell Williams	2000	30	43
8. Chris Oakes	2009	30	40
9. Brandon Clarke	2016	31	39
10. Menelik Barbary	2006	31	38

MOORE HAS A GAME NOT MATCHED BY MANY SPARTANS:

Against Air Force, **Omari Moore** scored 26 points, dished out six assists and grabbed four rebounds. In doing so, he is just the third Spartan since 1996-97 to have 25+ points, 6+ assists and 4+ rebounds in a game, joining Justin Graham and Adrian Oliver who did it during the 2010-11 season. All three games happened in the month of January and were played at the Provident Credit Union Event Center.

Justin Graham - 29 points, 8 rebounds, 7 assists - 1/6/2011

Adrian Oliver - 25 points, 10 rebounds, 8 assists - 1/29/11

Omari Moore - 26 points, 4 rebounds, 6 assists - 1/24/23

SPARTANS THAW OUT A BIT IN WIN OVER AIR FORCE:

SJSU found a bit of offense against Air Force as the Spartans won 82-52 on January 24 at home. Three Spartans scored in double figures - **Omari Moore** with 26, **Robert Vaihola** with 18 and **Alvaro Cardenas** with 12. As a team, SJSU shot 57.6 percent from the field (34-59). All 14 dressed players saw action in the game.

LARGEST MARGIN OF VICTORY IN MW PLAY: The 30-point win over Air Force on January 24, (82-52) is the largest margin of victory for San José State in a Mountain West game since joining the conference in 2013-14. Ironically, the previous largest margin was 21 against Air Force on January 30, 2016.

JANUARY FREEZE: Usually, the January deep freeze happens in Canada during the winter months. Unfortunately, January was not nice as the team finished 2-5 in the month, averaged 63.1 points pg and shot just 29.2 percent from three-point range.

On the positive side, **Omari Moore** averaged 17.7 points and 5.0 rebounds per game. He became the 16th Spartans in school history to score 1,000 career points with 24 points in the loss at New Mexico. He and **Alvaro Cardenas** dished out 38 and 29 assists respectively, while **Ibrahima Diallo** blocked 10 shots.

GÖRENER BRINGS A LIFT OFF THE BENCH AT AGGIE & WOLF PACK GAMES:

Twice this season, **Tibet Görener** came off the bench to lead the Spartans in scoring. At Utah State, he lead the Spartans in scoring with a season-best 20 points. He was 7-of-11 from the field, making a career-best 6 three-pointers. He also grabbed two rebounds in 28 minutes of action.

At Nevada on February 21, Görener again led the team with 14 points coming off the bench. He made five field goals, four from three-point range, and attempted a season-high 12 three-pointers in the game.

SPORTSCENTER TOP-10 PLAYS: Twice during Mountain West play, the Spartans were featured on the Sportcenter Top-10 Plays of the Day on ESPN.

MARCH 4, 2023: **Omari Moore's** block of a potential Air Force layup to tie the game in regulation was honored as the #4 Play of the Day.

JAN. 3, 2023: After an amazing dunk in the second half of the San José State-Boise State game on January 3, **Moore** made another appearance on ESPN's Sportscenter Top-10 with the #3 [Play of the Day](#).

G. ANDERSON LIKES OVERTIME GAMES: What could be a mere coincidence, **Garrett Anderson** has recorded two of his best games of the season in the overtime wins against UNLV and Boise State. Against the Broncos, he played 26 minutes and scored a career-high 13 points, was a perfect 4-for-4 from the free throw line and had a block and a steal.

In the win over UNLV in December, he made key contributions off the bench. Late in the first half, he helped the Spartans expand the lead over UNLV from sixth to nine points as he stole the ball, dunk it and drew the foul for a made free throw and the three-point play. In overtime, he scored the final three Spartan points as he was 3-for-4 from the free throw line.

"17" AN INTERESTING NUMBER FOR THE SPARTANS: The number "17" has many meanings for the Spartans so far this season. The team is 0-4 when playing on the 17th of the month with losses to Hofstra, 85-76, Pacific, 59-58, at New Mexico, 77-57, and home with New Mexico, 96-68, on those days. SJSU had a 17-point lead against Pacific in the loss.

However, **Alvaro Cardenas** may look at 17 as a lucky number for him. Four times this season, he has scored 17 points for the Spartans - versus Alabama State and Hofstra at home and at Pacific and at Utah State. In those four games, he shot 48 percent from the field (24-50) and 55.5 percent from three-point land (15-27) and dished out 17 assists.

DISHING OUT THE ROCK: The Spartan duo of **Omari Moore** and **Alvaro Cardenas** were two of the best to dish out the ball during Mountain West play. Moore had 88 assists in 18 games, the second-most in conference play. He dished out five or more assists in 10 of the 18 MW games played. Cardenas had 62 assists in 18 games, the 10th-highest total as he dished out nine assists in the win over Fresno State.

CARDENAS REACHES 20-POINT PLATEAU IN WIN OVER FRESNO STATE: **Alvaro Cardenas** scored a career-best 20 points and dished out a career-high nine assists to lead the San José State to a 74-64 home win over Fresno State on January 10. Cardenas was 7-of-14 from the field including 6-of-11 from three-point range.

COMEBACK VICTORY AT COLORADO STATE: The Spartans showed resilience in the team's 78-70 win at Colorado State on December 28. The team started slowly, trailing by as many as 14 in the first half at 24-10, and chipped away at the Ram lead to get within two points at 35-33 with 43 seconds remaining before going down 36-33 at halftime.

There were seven lead changes in the second half, the final coming with five minutes remaining in the game as Robert **Vaiholu** took a pass from **Omari Moore** and scored to make it 59-57. The Spartans never gave back the lead and improved to 9-1 on the season when leading with five minutes remaining in the game.

MOORE'S HIGHLIGHTS FROM THE WIN OVER RAMS: **Omari Moore** scored a career-best 29 points and hit a career-best

five three-pointers in the 78-70 win at Colorado State. He had a balanced scoring attack w/14 points in first half & 15 points in second half and was 9-of-15 from the field and a blistering 5-for-8 from three-point range. Moore assisted on five Spartans buckets which totaled 14 points of the offense.

MORE GOLD STARS IN WIN AT COLORADO STATE

***Sage Tolbert** recorded his fourth double-double of the year with 11 points and 13 rebounds including 11 defensive boards.

*Four Spartans scored in double figures, led by **Omari Moore's** 29. **Alvaro Cardenas** and **Tibet Görener** each had 12 points followed by Tolbert's 11.

*The win over Colorado State is the first in Spartan men's basketball history. San José State is now 1-23 in the all-time series.

WELCOME BACK MILES: The game in Fort Collins on December 31 marked the return of **Tim Miles** to Moby Arena since the 2011-12 season when he was on the home bench as the head coach at Colorado State. Miles left the school to become the head coach at Nebraska where he coached for seven seasons. Miles had a 61-78 record in five seasons at CSU.

IRONMEN: Alvaro Cardenas and **Omari Moore** are the only two Spartans this season to play all 40 minutes in a regulation game. **Cardenas** has done it in six games - Alabama State, at Northern Colorado, Ball State, Fresno State (twice) and at Utah State. Moore played all 40 minutes in wins over Ball State, Santa Clara, Fresno State, Wyoming and Colorado State and in the losses at Boise State, Utah State and Fresno State. Moore was the only player in the UNLV game for either bench to play more than 40 minutes as he saw 41:33 of action. He also played 43:30 in the win at home over Boise State.

MOUNTAIN WEST OPENERS - MONKEY OFF THE BACK: With the 75-72 overtime win over UNLV on December 28, the Spartans started the Mountain West portion of the schedule with a 1-0 record for the first time in school history. Since joining the Mountain West in 2013-14, San José State has a 1-9 record in conference openers.

Jan. 1, 2014	H	Nevada	L, 62-50
Dec. 31, 2014	A	Utah State	L, 61-33
Dec. 30, 2015	H	Utah State	L, 80-71
Dec. 28, 2016	A	Nevada	L, 80-55
Dec. 27, 2017	A	Utah State	L, 86-72
Jan. 2, 2019	H	Fresno State	L, 73-56
Dec. 4, 2019	H	No. 25 Utah State	L, 71-59
Dec. 21, 2020	A	Utah State	L, 107-62
Jan. 11, 2022	A	Fresno State	L, 79-59
Dec. 28, 2022	H	UNLV	W-OT, 75-72

HOME-OPENER CONFERENCE WIN: The win over UNLV on December 28 ended another Spartan drought as the program had not won its home conference opener since 2009-10. That season, the Spartans won the home opener & first WAC game with a 78-75 win over Idaho on January 4, 2010.

SPARTANS START 2-0 IN MW PLAY: San José State started conference play 2-0 for the first time since the 2012-13 season. As a member of the Western Athletic Conference, the Spartans

started the conference season 2-0 with wins at Texas State, 72-55 (12/29/12) and at UTSA, 80-67 (12/31/12).

MOST NON-CONFERENCE WINS SINCE 2010-11: With nine non-conference wins this season, the Spartans won the most since the 2010-11 season when SJSU won 10 non-conference contests. The last team to win nine non-conference games was the 1999-2000 team who finished the year 15-15.

BENCH SCORING KEY IN SPARTAN WIN OVER UNLV: In the teams 75-72 overtime-win over UNLV, the Spartan bench scored 33 of the 75 points, accounting for 44 percent of the offense for the game. **Tibet Görener** scored 11 points to lead the five bench players. **Robert Vaihola** came off the bench and led the team with a career-best 13 rebounds, his second double-digit rebound game of the season.

DOUBLE-DOUBLES THIS SEASON: Four Spartans have recorded nine double-doubles in 29 games played. In the Bethesda game, **Robert Vaihola** led the team with 14 points and had 10 rebounds, while **Sage Tolbert III** grabbed a team-best 14 rebounds with 13 points. **Trey Anderson** recorded his first of the season and second of his Spartan career at Northern Colorado with 11 points and 11 rebounds in the win. Tolbert had his second double-double with 12 points and 11 rebounds in the loss at No. 11 Arkansas, followed that up with 18 points and 12 rebounds at Santa Clara and then had 11 points and 13 rebounds in the program's first win at Colorado State. Vaihola added another double-double with 18 points and 10 rebounds in a home win over Air Force in January. **Ibrahima Diallo** joined this list after recording 10 points and 10 rebounds against Wyoming on February 4. Vaihola added another one with 15 points and 11 points in the win over Boise State.

SPARTANS COME BACK IN 11-POINT WIN AT SANTA CLARA: Trailing 37-29 at halftime at Santa Clara on December 10, San José State used a 46-point second half to defeat the Broncos, 75-64 at the Leavey Center. **Omari Moore** led the Spartans with 24 points, while **Sage Tolbert III** had 18 points and a team-best 12 rebounds in the win.

PLENTY OF POSITIVES IN TRIP TO #11 ARKANSAS: Despite the 99-58 loss at No. 11 Arkansas on Saturday, the Spartans came away with plenty of positive notes from the game. **Omari Moore** scored a season-high 21 points, his second 20+-point game this season and sixth of his career. Moore also dished out four assists and had a season-best four steals. **Sage Tolbert III** had his second double-double of the season with 12 points and 11 rebounds. **Ibrahima Diallo** scored 10 points, his second consecutive in double figures and the first time to accomplish back-to-back double-figure scoring games in his SJSU career.

VAIHOLA HITS GAME-WINNER AGAINST BALL STATE: **Robert Vaihola** came off the bench against Ball State to hit the game-winning shot with 1.7 seconds remaining and grabbed the inbounds pass to steal the ball and secure the 67-65 victory over Ball State in the fifth place game of the Baha Mar Hoops Nassau Championship in Nassau. Vaihola was a key contributor for the Spartans in the second half, scoring 13 of his 15 points in 11 minutes of the second half.

He grabbed five offensive rebounds in the second half, none bigger than the one off of Moore's layup with under five seconds remaining in the game. Vaihola grabbed the board and put it back for the game-winner with 1.7 seconds left.

FIVE SCORERS, ONE GAME: In the win over Ball State, San José State had five players score in double figures, led by **Robert Vaihola** and **Omari Moore** with 15 points each. **Trey Anderson** added 11 points, and **Alvaro Cardenas** and **Ibrahima Diallo** each scored 10.

BEST START SINCE 1996-97: The Spartans started the season with a 6-2 overall record, the best start for a Spartan team since 1996-97. That team started 8-2, winning the Cable Car Classic at the SJ Arena with an upset win of No. 19 Alabama.

TOLBERT ALMOST PERFECT AGAINST GOLDEN GRIZZLIES: **Sage Tolbert III** was nearly perfect in the win over Oakland in the Bahamas. He led the team with 25 points as he went 11-for-12 from the field, including 1-of-1 from three-point range, and 2-of-2 from the free throw line. It was his first 20-point game in his collegiate career, whether at SJSU or Temple.

LARGEST CROWD TO WITNESS A SPARTAN MBB GAME: 19,200. That's the attendance number listed for the San José State-Arkansas game at the Bud Walton Arena in Fayetteville on December 3. That number marks the largest crowd to witness a San José State men's basketball game. The 2012-13 Spartans played in front of 16,300 fans at Kansas.

TREY ANDERSON, QUIET ASSASSIN: While not always the main focus of many opponents, **Trey Anderson** quietly makes his impact on the Spartan team. He scored in double figures in six games with 19 points against Oakland and at UNLV and added a team-best 16 points against North Texas. He had his first double-double of the season with 11 points and 11 rebounds at Northern Colorado. Anderson has made at least two three-point field goals in 11 games including 4-for-4 against North Texas and five at UNLV. He is shooting 38.6 percent from the field, 38 percent from three-point range and 88.2 percent from the free throw line.

NORTHERN COLORADO WIN = LOTS OF POSITIVES: With the team's first road win of the season at Northern Colorado, the Spartans came out of the game with plenty of positives. **Omari Moore** led the Spartans with 20 points, the first 20-point game for an SJSU player this season. **Trey Anderson** had his first double-double of the season with 11 points and 11 rebounds. **Sage Tolbert III** scored a then-career-best 17 points.

DIALLO SETS EVENT CENTER BLOCKS RECORD: In the win over Alabama State on November 15, **Ibrahima Diallo** blocked eight Hornets' shots to set a new Provident Credit Union Event Center record for a Spartan player. He broke the Spartan record of seven set by Brandon Clarke against UNLV on January 28, 2017. The Spartans were one short of tying the team's record of nine, set in three different games. Diallo was also one block short of tying the school record of nine set by Menelik Barbary against Idaho at the WAC Tournament on March 6, 2007.

BLOCKS - EVENT CENTER RECORD

San José State player

..... **8, Ibrahima Diallo, vs. Alabama State, Nov. 15, 2022**

Opponent player.....8, Hiram Fuller, Fresno State, Feb. 19, 2003

San José State9, vs. UC Santa Cruz, Nov. 20, 2012

.....9, vs. Utah State, Jan. 5, 2006

.....9, vs. UC Santa Barbara, Nov. 24, 1999

Opponent.....11, Nevada, Mar. 2, 2006

.....11, Hawaii, Feb. 4, 2006

4 WINS BEFORE THANKSGIVING: For the first time in school history, the Spartans recorded four wins before the Thanksgiving holiday. Prior to this season, only two teams had won three games before the holiday. The 2010-11 team was the first to accomplish this feat, starting the year 3-0 and played only four games before Thanksgiving. The 2019-20 team played seven games before Thanksgiving and recorded three wins.

SPARTANS RECORD ONE OF BEST STARTS IN SCHOOL

HISTORY: The 2022-23 Spartans had one of the best starts in school history since 1950. The previous best start was 26 years ago in 1996-97 when that team started 6-1 and 8-2, with a win over nationally-ranked Alabama en route to winning the Cable Car Classic. Other SJSU teams that started 4-1 or better are listed below (since 1950).

2010-11	4-1	Finished 17-16, 5-11 WAC, CBI First Rd.
1996-97	6-1	Finished 13-14, 5-11 WAC
1985-86	6-1	Finished 16-12, 9-9 Big West
1980-81	4-1, 16-3	Finished 22-9, 10-4 Big West
1974-75	4-1	Finished 16-13, 4-6 PCAA
1973-74	7-1	Finished 11-15, 2-10 PCAA
1967-68	4-1	Finished 13-12
1962-63	5-1	Finished 14-10
1961-62	5-1	Finished 11-14
1956-57	6-1	Finished 13-12
1955-56	5-1	Finished 15-10
1951-52	7-0	Finished 15-10
1950-51	4-1	Finished 18-12, NCAA Tournament

UP NEXT: If victorious, the Spartans will face the winner of the first quarterfinal of top-seed San Diego State and Colorado State/Fresno State in a semifinal game beginning at 6:30 p.m. on CBS Sports Network.

Starting Lineups

Game	Guard	Guard	Forward	Forward	Center	Record
GA. SOUTHERN	Alvaro Cardenas	Omari Moore	Trey Anderson	Sage Tolbert	Ibrahima Diallo	1-0
BETHESDA	Alvaro Cardenas	Omari Moore	Trey Anderson	Sage Tolbert	Ibrahima Diallo	2-0
ALABAMA STATE	Alvaro Cardenas	Omari Moore	Trey Anderson	Sage Tolbert	Ibrahima Diallo	3-0
HOFSTRA	Alvaro Cardenas	Omari Moore	Trey Anderson	Sage Tolbert	Ibrahima Diallo	3-1
at Northern Colorado	Alvaro Cardenas	Omari Moore	Trey Anderson	Sage Tolbert	Ibrahima Diallo	4-1
\$North Texas	Alvaro Cardenas	Omari Moore	Trey Anderson	Sage Tolbert	Ibrahima Diallo	4-2
\$Oakland	Alvaro Cardenas	Omari Moore	Trey Anderson	Sage Tolbert	Ibrahima Diallo	5-2
\$Ball State	Alvaro Cardenas	Omari Moore	Trey Anderson	Sage Tolbert	Ibrahima Diallo	6-2
at #11 Arkansas	Alvaro Cardenas	Omari Moore	Trey Anderson	Sage Tolbert	Ibrahima Diallo	6-3
CSU BAKERSFIELD	Alvaro Cardenas	Omari Moore	Trey Anderson	Sage Tolbert	Ibrahima Diallo	7-3
at Santa Clara	Alvaro Cardenas	Omari Moore	Trey Anderson	Sage Tolbert	Ibrahima Diallo	8-3
at Pacific	Alvaro Cardenas	Omari Moore	Trey Anderson	Sage Tolbert	Ibrahima Diallo	8-4
CAL POLY	Alvaro Cardenas	Omari Moore	Trey Anderson	Sage Tolbert	Ibrahima Diallo	9-4
UNLV	Alvaro Cardenas	Omari Moore	Trey Anderson	Sage Tolbert	Ibrahima Diallo	10-4
at Colorado State	Alvaro Cardenas	Omari Moore	Trey Anderson	Sage Tolbert	Ibrahima Diallo	11-4
at Boise State	Alvaro Cardenas	Omari Moore	Trey Anderson	Sage Tolbert	Ibrahima Diallo	11-5
NEVADA	Alvaro Cardenas	Omari Moore	Trey Anderson	Sage Tolbert	Ibrahima Diallo	11-6
FRESNO STATE	Alvaro Cardenas	Omari Moore	Trey Anderson	Sage Tolbert	Ibrahima Diallo	12-6
at New Mexico	Alvaro Cardenas	Omari Moore	Trey Anderson	Sage Tolbert	Ibrahima Diallo	12-7
at Utah State	Alvaro Cardenas	Omari Moore	Trey Anderson	Sage Tolbert	Ibrahima Diallo	12-8
AIR FORCE	Alvaro Cardenas	Omari Moore	Trey Anderson	Sage Tolbert	Ibrahima Diallo	13-8
at San Diego State	Alvaro Cardenas	Omari Moore	Trey Anderson	Sage Tolbert	Ibrahima Diallo	13-9
WYOMING	Alvaro Cardenas	Omari Moore	Trey Anderson	Sage Tolbert	Ibrahima Diallo	14-9
at Fresno State	Alvaro Cardenas	Omari Moore	Trey Anderson	Sage Tolbert	Ibrahima Diallo	14-10
UTAH STATE	Alvaro Cardenas	Omari Moore	Trey Anderson	Sage Tolbert	Ibrahima Diallo	15-10
at UNLV	Alvaro Cardenas	Omari Moore	Trey Anderson	Sage Tolbert	Ibrahima Diallo	16-10
NEW MEXICO	Alvaro Cardenas	Omari Moore	Trey Anderson	Sage Tolbert	Ibrahima Diallo	16-11
at Nevada	Alvaro Cardenas	Omari Moore	Trey Anderson	Sage Tolbert	Ibrahima Diallo	16-12
BOISE STATE	Alvaro Cardenas	Omari Moore	Trey Anderson	Sage Tolbert	Ibrahima Diallo	17-12
COLORADO STATE	Alvaro Cardenas	Omari Moore	Trey Anderson	Sage Tolbert	Ibrahima Diallo	18-12
at Air Force	Alvaro Cardenas	Omari Moore	Trey Anderson	Sage Tolbert	Ibrahima Diallo	19-12
vs. Nevada (MWT)						



Omari Moore

MW Player of the Year

First Team All-Mountain West

First San José Men's Basketball Player to be named a conference Player of the Year

Averaged 20.1 points per game in MW games as he led the team to a 10-8 record

Third leading scorer in the conference in MW games, second in assists and minutes played and fourth in three-point field goals made

Scored in double figures in every MW game including a career-high 33 points in a come-from-behind win at Air Force on March 4.

Scored 20 or more points in nine of the 18 conference games

Dished out five or more assists in 10 games including eight against Fresno State and at Utah State

Led the team in scoring in 12 of the 18 MW games

Seventh all-time in scoring at San José State with 1,247 points, becoming just the 16th Spartan in school history to record 1,000 career points.

Other 2022-23 Postseason Honors

Media Poll by MW Media - MW Player of the Year, First Team All-MW

College Hoops Today – MW Player of the Year, First Team All-MW

HoopsHD (Jon Teitel) – First Team All-MW



Tim Miles
Mountain West Steve Fisher
Coach of the Year
2022-23 Jim Phelan National
Coach of the Year Finalist

Second year at the helm of the program

The program went from eight wins his first season to 19 wins so far in 2022-23, the most wins for SJSU since 1980-81 (22-9).

The team finished 10-8 in MW play, the most MW wins in school history and the best conference record since 1993-94 (11-7).

The Spartans enter the MW Tournament as the fifth-seed, the highest the program has finished since joining the conference in 2013-14.

San José State also finished with 12 wins at home, the most since 2016-17.

Other 2022-23 Postseason Honors

Media Poll by MW Media – MW Coach of the Year

College Hoops Today – MW Coach of the Year

SINGLE-SEASON LEADERS

TOTAL POINTS

	Name	Season	Games	FG	3FG	FT	Points
1.	Adrian Oliver	2011	31	246	70	181	743
2.	Ricky Berry	1988	29	250	57	145	702
3.	Adrian Oliver	2010	31	230	51	188	699
4.	Olivier Saint-Jean	1997	26	225	26	143	619
5.	Marquin Chandler	2005	29	221	36	91	569
6.	Ricky Berry	1987	27	190	32	134	546
7.	Omari Moore	2023	31	197	60	89	543
8.	Ryan Welage	2018	30	191	60	100	542
9.	Chris McNealy	1983	28	217	2	105	541
10.	Seneca Knight	2020	31	162	50	156	530

FIELD GOALS MADE

	Name	Season	Games	Att.	3FG-FGA	Made
1.	Ricky Berry	1988	29	520	57-128	250
2.	Adrian Oliver	2011	31	569	70-171	246
3.	Adrian Oliver	2010	31	526	51-125	230
4.	Olivier Saint-Jean	1997	26	457	26-71	225
5.	Marquin Chandler	2005	29	469	36-104	221
6.	Bradnon Clarke	2017	30	370	1-3	219
7.	Chris McNealy	1983	28	368	2-5	217
8.	Stu Inman	1949	35	--		213
9.	Sid Williams	1981	30	334		198
10.	Omari Moore	2023	31	457	60-176	197
10.	Johnnie Skinner	1971	25	514		197

FIELD GOALS ATTEMPTED

	Name	Season	Games	Made	3FG-FGA	Att.
1.	Adrian Oliver	2011	31	246	70-171	569
2.	Adrian Oliver	2010	31	230	51-125	526
3.	Ricky Berry	1988	29	250	57-128	520
4.	Johnnie Skinner	1971	25	197		514
5.	Marquin Chandler	2005	29	221	36-104	469
6.	Dean Giles	1951	30	159		468
7.	Omari Moore	2023	31	197	60-176	457
7.	Olivier Saint-Jean	1997	26	225	26-71	457
9.	Stu Inman	1950	28	158		454
10.	Steve Schlink	1967	24	181		417

FIELD GOAL PERCENTAGE

(Minimum four made per game played)

	Name	Season	Games	FG-FGA	3FG-FGA	Pct.
1.	Mickey Jackson	1980	29	131-205		.639
2.	Sid Williams	1981	30	193-334		.593
3.	Brandon Clarke	2017	30	219-270	1-3	.592
4.	Chris McNealy	1983	28	217-368	2-5	.589
5.	Sam Allen	1996	30	163-282	6-15	.578
6.	Chris Oakes	2010	28	113-198		.571
7.	Dick Groves	1968	20	81-142		.570
8.	Earl Hogue	1975	28	118-205		.565
9.	Pat Hamm	1970	24	98-174		.563
10.	Stony Evans	1984	28	109-196		.556

3-POINT FIELD GOALS MADE

	Name	Season	Games	Att	Made
1.	Noah Baumann	2019	31	178	81
2.	Robert Owens	2010	31	192	78
3.	Rashad Muhammad	2014	31	190	75
4.	Billy Landram	2000	30	197	74
5.	Adrian Oliver	2011	31	171	70
6.	Tim Pierce	2008	32	202	69
7.	Mac Peterson	2010	31	157	68
8.	Brett Lilly	2004	29	159	65
9.	Michael Quinney	1998	26	174	63
10.	Richard Washington	2020	31	182	61

3-POINT FIELD GOALS ATTEMPTED

	Name	Season	Games	Made	Attempts
1.	Tim Pierce	2008	32	69	202
2.	Billy Landram	2000	30	74	197
3.	Robert Owens	2010	31	78	192
4.	Rashad Muhammd	2014	31	75	190
5.	Richard Washington	2020	31	61	182
6.	Keith Shamburger	2011	33	57	180
7.	Noah Baumann	2019	31	81	178
8.	Omari Moore	2023	31	60	176
9.	Moises Alvarez	2002	32	58	175
10.	Michael Quinney	1998	26	63	174

3-POINT FIELD GOAL PERCENTAGE

(minimum one made per game played)

	Name	Season	Games	3FG	3FGA	Pct.
1.	Noah Baumann	2018	30	40	87	.460
2.	Noah Baumann	2019	31	81	178	.455
3.	Trey Anderson	2022	30	43	95	.453
4.	Ricky Berry	1988	29	57	128	.445
5.	Steve Haney	1988	29	60	135	.444
6.	Moises Alvarez	2003	19	23	52	.442
7.	Steve Haney	1989	16	43	98	.439
8.	Terry Cannon	1991	27	36	83	.434
9.	Mac Peterson	2010	31	68	157	.433
10.	Andre Brooks	1990	24	33	77	.429
	Ryan Welage	2018	30	60	140	.429
	Omari Moore	2022	30	33	77	.429

SINGLE-SEASON LEADERS

FREE THROWS MADE

	Name	Season	Games	Att	Made
1.	Adrian Oliver	2010	31	212	188
2.	Carroll Williams	1954	27	225	184
3.	Carroll Williams	1955	25	214	181
	Adrian Oliver	2011	31	220	181
5.	Seneca Knight	2020	31	202	156
6.	Ricky Berry	1988	29	178	145
7.	Olivier Saint-Jean	1997	26	196	143
8.	Brandon Hawkins	2002	23	180	142
9.	Ricky Berry	1986	27	164	137
10.	Ricky Berry	1987	28	165	134

FREE THROWS ATTEMPTED

	Name	Season	Games	Made	Att
1.	Carroll Williams	1954	27	184	225
2.	Adrian Oliver	2011	31	181	220
3.	Carroll Williams	1955	25	181	214
4.	Adrian Oliver	2010	31	188	212
5.	Seneca Knight	2020	31	156	202
6.	Olivier Saint-Jean	1997	26	143	196
7.	Brandon Hawkins	2002	23	142	180
8.	Ricky Berry	1988	29	145	178
9.	Fred Niemann	1953	26	113	170
10.	Wally Rank	1979	29	117	169

FREE THROW PERCENTAGE

(minimum two made per game played)

	Name	Season	Games	FT	FTA	Pct.
1.	Adrian Oliver	2010	31	188	212	.887
2.	Ryan Welage	2018	30	100	114	.877
3.	Doug Murrey	1980	28	66	78	.8461
	Mike Garrett	2001	25	55	65	.8461
5.	Carroll Williams	1955	25	181	214	.8457
6.	Ricky Berry	1986	28	137	164	.835
7.	Johnnie Skinner	1973	25	68	82	.829
8.	Adrian Oliver	2011	31	181	220	.8227
9.	Terry Cannon	1992	17	51	62	.8225
10.	Carroll Williams	1954	27	184	225	.818

REBOUNDS

	Name	Season	Games	Reb.
1.	George Clark	1952	23	376
2.	Marv Branstrom	1957	25	370
3.	Darnell Hillman	1969	23	327
4.	George Clark	1951	30	289
5.	Fred Niemann	1953	26	286
6.	Marv Branstrom	1958	25	271
7.	Coby Dietrick	1968	25	265
	Coby Dietrick	1970	23	265
	Wil Carter	2011	33	265
10.	Michael Steadman	2019	31	264

ASSISTS

	Name	Season	Games	Assists
1.	Ken Mickey	1977	29	203
2.	Mike Mendez	1979	27	162
3.	Michael Dixon	1984	28	155
4.	Justin Graham	2010	31	149
5.	Omari Moore	2023	31	146
6.	Ken Mickey	1976	27	145
7.	Mike Mendez	1981	30	143
8.	Justin Graham	2009	30	142
9.	Justin Graham	2011	32	141
10.	Michael Dixon	1983	29	138
	Omari Moore	2022	30	138

BLOCKED SHOTS (Since 1979)

	Name	Season	Games	Blocked Shots
1.	Brandon Clarke	2017	30	77
2.	Gerald Thomas	1988	29	62
3.	Ibrahima Diallo	2023	31	57
4.	Menelik Barbary	2007	30	49
4.	Alex Brown	2013	26	49
6.	Chris Oakes	2010	31	44
7.	Darnell Williams	2000	30	43
8.	Chris Oakes	2009	30	40
9.	Brandon Clarke	2016	31	39
10.	Menelik Barbary	2006	31	38

STEALS (Since 1979)

	Name	Season	Games	Steals
1.	Justin Graham	2011	32	73
2.	Justin Graham	2009	30	51
3.	Mike Mendez	1981	30	47
4.	DaShawn Wright	2008	32	46
	Tito Addison	1996	30	46
6.	Justin Graham	2010	31	45
6.	Antonio Lawrence	2003	23	45
8.	Chris McNealy	1981	30	44
9.	Chris McNealy	1983	28	43
	Wally Rank	1980	29	43
	Isaac Thornton	2016	31	43

CAREER LEADERS

TOTAL POINTS

	Name	Seasons	G	FG	3FG	FT	Points
1.	Ricky Berry	1986-88	84	619	113	416	1,767
2.	Adrian Oliver	2009-11	80	585	138	442	1,750
3.	Stu Inman	1947-50	123	591	0	322	1,504
4.	Wally Rank	1977-80	102	562	0	308	1,432
5.	Justin Graham	2007-11	119	460	57	295	1,272
6.	Ryan Welage	2015-18	91	457	161	183	1,258
7.	Omari Moore	2020-C	113	472	109	194	1,247
8.	Chris McNealy	1981-83	81	504	2	226	1,236
9.	Coby Dietrick	1968-70	72	465	0	243	1,173
10.	Terry Cannon	1990-92, 94	97	414	114	209	1,139

FIELD GOALS MADE

	Name	Seasons	G	Att.	Made
1.	Ricky Berry	1986-88	84	1,301	619*
2.	Stu Inman	1947-50	123	1,506	591
3.	Adrian Oliver	2009-11	80	1,347	585
4.	Wally Rank	1977-80	102	1,207	562
5.	Chris McNealy	1981-83	81	914	504**
6.	Sid Williams	1978-81	111	958	485
7.	Johnnie Skinner	1971-73	73	1,142	481
8.	Omari Moore	2020-C	113	1,033	472
9.	Coby Dietrick	1968-70	72	1,054	465
10.	Justin Graham	2007-11	119	1,024	460

FIELD GOALS ATTEMPTED

	Name	Seasons	G	Made	Att.
1.	Stu Inman	1947-50	123	591	1,536
2.	Ricky Berry	1986-88	84	619	1,309
3.	Wally Rank	1977-80	102	562	1,207
4.	Johnnie Skinner	1971-73	73	481	1,142
5.	Coby Dietrick	1968-70	72	465	1,054
6.	Ryan Wellage	2015-16	91	457	1,048
7.	Omari Moore	2020-C	113	472	1,033
8.	Justin Graham	2007-11	119	460	1,024
9.	S.T. Saffold	1964-66	72	421	970
10.	Sid Williams	1978-81	111	485	958

FIELD GOAL PERCENTAGE

(Minimum four made per game played)

	Name	Seasons	G	FG	FGA	Pct.
1.	Brandon Clarke	2016-17	61	328	542	.604
2.	Mickey Johnson	1979-80	56	278	473	.588
3.	Earl Hogue	1974-76	75	315	568	.555
4.	Chris McNealy	1981-83	81	504	914	.551
5.	Dick Groves	1968-69	41	183	338	.541
6.	Stony Evans	1984-85	57	246	461	.534
7.	Menelik Barbary	2006-07	61	245	461	.531
8.	Ward Farris	1982, 84-86	83	339	644	.526
9.	Stan Hill	1977-78	50	214	415	.516
10.	Darnell Williams	2000-01	58	288	562	.512

3-POINT FIELD GOALS MADE

	Name	Seasons	G	Att.	Made
1.	Ryan Welage	2015-18	91	417	161
2.	Tim Pierce	2007-09	86	471	153
3.	Adrian Oliver	2009-11	80	361	138
4.	Rashad Muhammad	2013-15	58	354	134
5.	Robert Owens	2009-10	61	315	125
6.	Michael Quinney	1998-99	54	336	123
7.	Tito Addison	1995-97	84	375	122
8.	Noah Baumann	2017-19	61	265	121
9.	Jason Allen	1991-94	97	340	120
	James Kinney	2012-13	45	320	120

3-POINT FIELD GOALS ATTEMPTED

	Name	Seasons	G	Made	Att.
1.	Tim Pierce	2007-09	86	153	471
2.	Ryan Welage	2015-18	91	161	417
3.	Tito Addison	1995-97	84	122	375
4.	Adrian Oliver	2009-11	80	138	361
5.	Keith Shamburger	2011-12	63	108	348
6.	D.J. Brown	2012-14	91	112	347
7.	Jason Allen	1991-94	97	120	340
8.	Michael Quinney	1998-99	54	123	336
9.	James Kinney	2012-13	45	120	320
10.	Omari Moore	2020-C	113	109	319
11.	Tibet Görener	2022-C	60	106	316

3-POINT FIELD GOAL PERCENTAGE

(Minimum 1.0 made per game played and 50 made)

	Name	Seasons	G	3FG	3FGA	Pct.
1.	Ricky Berry	1986-88	84	113	246	.459
2.	Noah Baumann	2017-19	61	121	265	.457
3.	Steve Haney	1988-89	45	103	233	.442
4.	James Kinney	2012	31	86	216	.398
5.	Robert Owens	2009-10	61	125	315	.397
6.	Marquin Chandler	2004-05	57	59	149	.396
7.	Ryan Welage	2015-18	91	161	417	.386
8.	Phil Calvert	2002, 04	57	71	185	.384
9.	Brett Lilly	1999, 2003-04	59	92	240	.383
10.	Adrian Oliver	2009-11	80	138	361	.382

FREE THROWS MADE

	Name	Seasons	G	Att.	Made
1.	Adrian Oliver	2009-11	80	529	442
2.	Carroll Williams	1953-55	75	552	441
3.	Ricky Berry	1986-88	84	507	416
4.	Stu Inman	1947-50	123	498	322
5.	Wally Rank	1977-80	102	450	308
6.	Eddie Diaz	1956-58	76	433	299
7.	Justin Graham	2007-11	119	441	295
8.	Ken Mickey	1974, 76-77	82	357	271
9.	Marmet Williams	1994-98	112	368	267
10.	Olivier Saint-Jean	1996-97	51	354	260

CAREER LEADERS

FREE THROWS ATTEMPTED

	Name	Seasons	G	Made	Att.
1.	Carroll Williams	1953-55	75	441	552
2.	Adrian Oliver	2009-11	80	442	529
3.	Ricky Berry	1986-88	84	416	507
4.	Stu Inman	1947-50	123	322	498
5.	Wally Rank	1977-80	102	308	450
6.	Justin Graham	2007-11	119	295	441
7.	Eddie Diaz	1956-58	76	299	433
8.	Bob Hagen	1947-49	81	207	370
9.	Marv Branstrom	1956-58	76	186	368
9.	Marmet Williams	1994-98	112	267	368

FREE THROW PERCENTAGE

(Minimum 2.0 made/game played and 50 games played)

	Name	Seasons	G	FT	FTA	Pct.
1.	Adrian Oliver	2009-11	80	442	529	.836
2.	Ricky Berry	1986-88	84	416	507	.821
3.	Carroll Williams	1953-55	75	441	552	.799
4.	Doug Murrey	1978-81	88	173	219	.789
5.	Gil Egeland	1956-58	73	165	210	.786
6.	Pete Miller	1974-75	55	128	164	.780
7.	Brandon Hawkins	2002-03	50	237	304	.779
8.	Chris Cunningham	2013-14	60	180	232	.776
8.	Lossie Mitchel	1992-94	52	116	150	.773
10.	Brad Quinet	1995-97	55	161	211	.763

REBOUNDS

	Name	Seasons	G	REB
1.	Marv Branstrom	1956-58	76	864
2.	George Clark	1950-52	75	857
3.	Coby Dietrick	1968-70	72	759
4.	S.T. Saffold	1964-66	72	705
5.	Reggie Owens	1985-87	86	692
6.	Chris McNealy	1981-83	81	678
7.	Wally Rank	1977-80	102	662
8.	Chris Oakes	2008-10	83	661
9.	Kevin Logan	1990-93	106	608
10.	Pat Hamm	1969-71	72	557

ASSISTS

	Name	Seasons	G	AST
1.	Justin Graham	2007-11	119	508
2.	Michael Dixon	1982-85	107	477
3.	Ken Mickey	1974, 76-77	82	476
4.	Mike Mendez	1978-81	108	469
5.	Omari Moore	2020-C	113	407
6.	Marmet Williams	1994-98	112	318
7.	Jalen James	2013-18	117	274
8.	D.J. Brown	2012-14	91	266
	Ricky Berry	1986-88	84	266
10.	Terry Cannon	1990-92	97	259

BLOCKED SHOTS (Since 1979)

	Name	Seasons	G	BS
1.	Gerald Thomas	1984, 86-88	113	127
2.	Brandon Clarke	2016-17	61	116
3.	Chris Oakes	2008-10	83	111
4.	Omari Moore	2020-C	113	88
5.	Menelik Barbary	2006-07	61	87
6.	Chris McNealy	1981-83	81	81
7.	Ibrahima Diallo	2022-C	44	77
8.	Darnell Williams	2000-01	58	75
9.	Isaac Thornton	2013-17	121	65
10.	Lance Holloway	2004, 06-08	87	58

STEALS (Since 1979)

	Name	Seasons	G	ST
1.	Justin Graham	2007-11	119	209
2.	Isaac Thornton	2013-17	121	145
3.	Tito Addison	1995-97	84	125
4.	Omari Moore	2020-C	112	119
5.	Mike Mendez	1979-81	86	114
6.	Terry Cannon	1990-92, 94	97	113
7.	Marmet Williams	1994-98	112	111
8.	Chris McNealy	1981-83	81	109
9.	Isaac Thornton	2013-16	91	106
	Michael Dixon	1982-85	107	106

2022-23 San José State Men's Basketball Roster

NO	NAME	POS	HT	WT	YR	HOMETOWN/LAST SCHOOL
0	Myron (MJ) Amey, Jr.	G	6-2	178	SO	Vacaville, Calif./Scotland Prep (Pa.)
1	Garrett Anderson	G	6-5	185	FR	Phoenix, Ariz./PHH Prep
2	Max Allen	F	6-9	260	FR	Las Vegas, Nev./Coronado HS
4	Leo Torbor	G	6-3	175	FR	Brooklyn Center, Minn./Park Center HS
5	Ibrahima Diallo	C	7-0	220	JR	Saly, Senegal/Ohio State
10	Omari Moore	G	6-6	195	SR	Pasadena, Calif./Middlebrooks Academy
11	JT Elder	G	6-7	190	FR	Tucson, Ariz./PHH Prep
12^	Uchenna Ndigwe	G	6-4		JR	Los Angeles, Calif./King/Drew Medical Magnet HS
13	Alvaro Cardenas	G	6-1	180	SO	Granada, Spain/Get Better Academy
15	Trey Anderson	F	6-7	206	JR	San Diego, Calif./University of South Carolina
20	Kellen King	G	6-4	190	SR	Brentwood, Tenn./Missouri-St. Louis
21	Nico D'Augusta	G	6-3	200	FR	San Jose, Calif./Valley Christian HS
22	Robert Vaihola	F	6-8	245	SO	San Mateo, Calif./Fresno State
23	Sage Tolbert III	F	6-8	210	SR	New Orleans, La./Temple
25	Ryen Perry	G	6-2	185	JR	Placentia, Calif./Fullerton College
31	Tibet Görener	F	6-9	200	SO	Istanbul, Turkey/Orange Lutheran HS/Arizona
33*	Kevin Simeth	F	6-7	207	FR	Geneva, Switzerland/Collège Voltaire

Head Coach: Tim Miles (University of Mary, 1989), 2nd season

Assistant Coach: Ben Johnson (UW-Green Bay, 1992)

Assistant Coach: Damany Hendrix (Lamar, 2003)

Assistant Coach: Jeff Strohm (Eastern Illinois, 1988)

Director of Basketball Operations: Trent Miyagishima (San José State, 2017)

* - will wear 12 on the road in the blue uniform

^ - will not travel on the road

Pronunciation Guide

Alvaro Cardenas -AL-vuh-roh car-DEE-nes
 Ibrahima Diallo -EE-bruh-hee-mah DEE-ah-low
 Tibet Görener - GOR-eh-nur
 Omari Moore - OH-mar-ee
 Robert Vaihola - VYE-oh-lah

Damany Hendrix - DAH-mah-nee
 Trent Miyagishima - MEE-yah-guh-she-mah

The Spartans on Social Media Men's Basketball

Facebook - /SJSUMBB
 Twitter - @SanJoseStateMBB
 Instagram - @sanjosestatembb
 Tik Tok - @sjsubasketball

Athletics Department

Facebook - /SJSUspartans
 Twitter - @SJSUAthletics
 Instagram - @sjsuspartans
 YouTube - /SJSUAthletics



#0 MJ AMEY
Guard • 6-2 • SO
Vacaville, Calif.



#1 GARRETT ANDERSON
Guard • 6-5 • FR
Phoenix, Ariz.



#2 MAX ALLEN
Forward • 6-9 • FR
Las Vegas, Nev.



#4 LEO TORBOR
Guard • 6-3 • FR
Brooklyn Center, Minn.



#5 IBRAHIMA DIALLO
Center • 7-0 • JR
Saly, Senegal




#10 OMARI MOORE
Guard • 6-6 • SR
Pasadena, Calif.



#11 JT ELDER
Guard • 6-7 • FR
Tucson, Ariz.



#13 ALVARO CARDENAS
Guard • 6-1 • SO
Granada, Spain



#15 TREY ANDERSON
Forward • 6-7 • JR
San Diego, Calif.




#20 KELLEN KING
Guard • 6-4 • SR
Brentwood, Tenn.



#21 NICO D'AUGUSTA
Guard • 6-3 • FR
San Jose, Calif.



#22 ROBERT VAIHOLA
Forward • 6-8 • SO
San Mateo, Calif.



#23 SAGE TOLBERT III
Forward • 6-8 • SR
New Orleans, La.



#25 RYEN PERRY
Guard • 6-2 • JR
Placentia, Calif.



#31 TIBET GÖRENER
Forward • 6-9 • SO
Istanbul, Turkey



#33 KEVIN SIMETH
Forward • 6-7 • FR
Geneva, Switzerland



Tim Miles
Head Coach



Ben Johnson
Assistant Coach



Damany Hendrix
Assistant Coach



Jeff Strohm
Assistant Coach



Tim Miles Head Coach

Tim Miles is in his second year at San José State and his 26th season of coaching after being named head coach on April 6, 2021.

He made an immediate impact on the Spartan faithful as he won his 400th career game in SJSU's 2021-22 season-opening win over Cal State Fullerton, 78-76, on November 11, 2021.

Miles spent seven seasons as the Nebraska head coach from 2012-19. The Cornhuskers witnessed unprecedented success making their first NCAA tournament in 16 years during the 2013-14 season. He was named the Jim Phelan Award winner for National Coach of the Year and earned Big Ten Coach of the Year.

That season made Nebraska the talk of college basketball after reaching the tournament despite being selected to finish last in the Big Ten standings in the preseason poll. The Cornhuskers overcame a 1-5 start in conference play by winning 10 out of their last 12 games to finish fourth in the standings with an 11-7 record. Among those wins was a 60-51 victory over No. 9 Michigan State, the program's first road win over a top-10 program since 1997, and a 77-68 defeat of Wisconsin, who would later go on to advance to the 2014 Final Four.

The turnaround at Nebraska began immediately under Miles' wing with the Cornhuskers seeing a three-win improvement from 12 to 15 wins in the 2012-13 year. With just one returning starter, Miles and company defeated three NCAA Tournament teams and finished the year off with a victory over Purdue in the Big Ten Tournament.

After the success of the Huskers' NCAA Tournament appearance in 2013-14, the following season saw more firsts for the Nebraska program as they achieved a national ranking for the first time since 1995.

In 2017-18, Miles led the Cornhuskers to one of their most successful seasons in program history. Nebraska won 22 games, their most since the 1990-91 campaign, with a school record 13 wins in conference play and earned a bid to the NIT for their first postseason appearance in four seasons. In Miles' final season at Nebraska, the Huskers won 19 games and earned another top-25 ranking in the Associated Press poll. They advanced to their second-straight NIT.

Prior to his extended stint at Nebraska, Miles made a name for himself at Colorado State where he took the Rams to new heights and laid the foundation for what is now one of the top teams in the Mountain West. In five seasons at the helm, he increased his win total in each season with his best year being the 2011-12 campaign that saw CSU defeat a school-record three ranked teams en route to their first 20-plus win season since 1997-98. The Rams finished with a 20-12 record, put three players on the all-conference team, and advanced to the NCAA Tournament for the first time in nine years. For his efforts, Miles was named the District VIII Coach of the Year by the U.S. Basketball Writers Association.

Before going to CSU, Miles was the head coach of the Bison of North Dakota State for six seasons, where he guided the program through their transition to Division I. The Bison reached at least 16 wins in each of Miles' final five

seasons at the helm. One of their biggest moments came in 2005-06 against 13th-ranked Wisconsin. NDSU handed the Badgers a 62-55 loss, snapping Wisconsin's 27-game win streak against non-conference opponents. The loss was also just one of 10 non-conference home losses for the Badgers under hall of fame coach Bo Ryan. Miles was awarded the CBS Sportsline Division I Independent Coach of the Year and was a finalist for the Hugh Durham Mid-Major Coach of the Year Award.

Miles was also the catalyst for turning around Southwest Minnesota State University, who he guided for four seasons before joining North Dakota State. Prior to Miles' arrival, the Mustangs had just one winning season in the previous decade. Miles changed all of that by posting a 78-39 four-year total, including a program-record 28-win season in 2001. The Mustangs won the 2001 Northern Sun Intercollegiate Conference Championship as well as the NCAA North Central Regional Championship before advancing to the Division II Elite Eight. Miles was named the NSIC and North Central Region Coach of the Year Awards for his unprecedented success.

Miles made his head coaching debut as the head man at Mayville (N.D.) State University. The program was just 4-44 in the previous two seasons before Miles took over, and in the first of many instances of changing a program's culture, he was able to turn things around and led them to a 35-22 record in three seasons. Miles was inducted into the Mayville State Hall of Fame in 2016.

A native of Doland, S.D., Miles graduated from the University of Mary in Bismarck, N.D., in 1989. He then earned his master's degree in health and physical education from Northern State in 1990. In 2007, he was inducted into the University of Mary Hall of Fame.

Following his stint at Nebraska, Miles took a brief two-year pause from coaching, turning in his whistle for a microphone. He began working with the Big Ten Network, Fox Sports and FS1 as an analyst in 2019 and also lent his talents to a podcast called "Inside the Mind of Miles" as part of the "Field of 68" college basketball media network.

Miles and his wife, Kari, have a daughter, Ava, and a son, Gabe. They have a yellow lab, appropriately named Sammy.

SEASON-BY-SEASON WITH TIM MILES

Year	School	Record	Postseason
1995-96	Mayville State	17-11 (9-3)	NAIA-II First Round
1996-97	Mayville State	18-11 (10-2)	NAIA-II First Round
1997-98	SW Minnesota State	16-11 (7-5)	
1998-99	SW Minnesota State	16-11 (7-5)	
1999-2000	SW Minnesota State	18-10 (12-6)	
2000-01	SW Minnesota State	28-7 (17-1)	NCAA DII Elite Eight
2001-02	North Dakota State	11-15 (5-13)	
2002-03	North Dakota State	20-11 (9-7)	
2003-04	North Dakota State	16-13 (8-6)	
2004-05	North Dakota State	16-12	
2005-06	North Dakota State	16-12	
2006-07	North Dakota State	20-8	
2007-08	Colorado State	7-25 (0-16)	
2008-09	Colorado State	9-22 (4-12)	
2009-10	Colorado State	16-16 (7-9)	CBI First Round
2010-11	Colorado State	19-13 (9-7)	NIT First Round
2011-12	Colorado State	20-12 (8-6)	NCAA First Round
2012-13	Nebraska	15-18 (5-13)	
2013-14	Nebraska	19-13 (11-7)	NCAA First Round
2014-15	Nebraska	13-18 (5-13)	
2015-16	Nebraska	16-18 (6-12)	
2016-17	Nebraska	12-19 (6-12)	
2017-18	Nebraska	22-11 (13-5)	NIT First Round
2018-19	Nebraska	19-17 (6-14)	NIT Second Round
2021-22	San José State	8-23 (1-17)	
2022-23	San José State	19-12 (10-8)	?
26 seasons		426-369 (.536)	3 NCAA (2 D1), 3 NIT



2022-23 San Jose St. Men's Basketball Combined Team Statistics All games

Game Records

Record	Overall	Home	Away	Neutral
ALL GAMES	19-12	12-3	5-8	2-1
CONFERENCE	10-8	7-2	3-6	0-0
NON-CONFERENCE	9-4	5-1	2-2	2-1

Score by Periods

Team	1st	2nd	OT	TOT
San Jose St.	1006	1066	26	2098
Opponents	982	1059	17	2058

Team Box Score

No.	Player				Total		3-Point		F-Throw		Rebounds											
		GP-GS	MIN	AVG	FG-FGA	FG%	3FG-3FGA	3FG%	FT-FTA	FT%	OFF	DEF	TOT	AVG	PF	DQ	A	TO	BLK	STL	PTS	AVG
10	MOORE, Omari	31-31	1126:11	36.3	197-457	.431	60-176	.341	89-115	.774	26	116	142	4.6	38	0	146	83	22	24	543	17.5
13	CARDENAS, Alvaro	31-31	1041:04	33.6	108-299	.361	51-157	.325	39-50	.780	14	75	89	2.9	66	0	103	61	2	24	306	9.9
23	TOLBERT, Sage	31-31	871:23	28.1	93-202	.460	21-60	.350	39-61	.639	72	155	227	7.3	63	2	27	38	14	20	246	7.9
22	VAIHOLA, Robert	31-0	610:00	19.7	101-138	.732	0-0	.000	32-57	.561	89	105	194	6.3	54	1	17	40	17	12	234	7.5
5	DIALLO, Ibrahima	31-31	561:15	18.1	83-136	.610	0-1	.000	35-66	.530	68	127	195	6.3	81	1	16	37	57	11	201	6.5
15	ANDERSON, Trey	31-31	753:09	24.3	59-153	.386	38-99	.384	35-40	.875	20	59	79	2.5	81	1	30	34	6	9	191	6.2
31	GORENER, Tibet	30-0	607:54	20.3	63-187	.337	47-145	.324	10-18	.556	16	47	63	2.1	34	0	20	18	6	10	183	6.1
0	AMEY, JR., Myron	9-0	117:25	13.0	18-48	.375	7-22	.318	7-9	.778	1	9	10	1.1	8	0	7	8	1	3	50	5.6
1	ANDERSON, Garrett	26-0	237:24	9.1	24-75	.320	13-46	.283	15-18	.833	5	20	25	1.0	17	0	5	7	2	7	76	2.9
11	ELDER, JT	16-0	91:53	5.7	8-26	.308	1-9	.111	9-12	.750	4	6	10	0.6	12	0	2	10	0	0	26	1.6
2	ALLEN, Max	8-0	54:43	6.8	3-9	.333	0-3	.000	4-6	.667	4	12	16	2.0	11	0	5	4	0	1	10	1.3
4	TORBOR, Leo	12-0	70:29	5.9	5-8	.625	0-0	.000	1-12	.083	4	4	8	0.7	8	0	2	3	0	0	11	0.9
20	KING, Kellen	11-0	38:19	3.5	3-7	.429	1-2	.500	3-4	.750	0	7	7	0.6	1	0	3	4	1	2	10	0.9
25	PERRY, Ryen	7-0	24:02	3.4	1-3	.333	1-3	.333	2-2	1.000	0	2	2	0.3	1	0	0	2	0	1	5	0.7
33	SIMETH, Kevin	9-0	26:27	2.9	3-4	.750	0-0	.000	0-4	.000	2	7	9	1.0	1	0	0	2	1	0	6	0.7
12	NDIGWE, Uchenna	1-0	01:26	1.4	0-0	.000	0-0	.000	0-0	.000	0	0	0	0.0	0	0	0	0	0	0	0	0.0
21	D'AUGUSTA, Nico	6-0	16:55	2.8	0-4	.000	0-4	.000	0-0	.000	0	2	2	0.3	2	0	0	1	0	0	0	0.0
Team											48	51	99					24				
Total		31	6250		769-1756	.438	240-727	.330	320-474	.675	373	804	1177	38.0	478	5	383	376	129	124	2098	67.7
Opponents		31	6250		735-1739	.423	215-621	.346	373-484	.771	249	679	928	29.9	460	3	374	259	77	163	2058	66.4

Team Statistics

	SJSU	OPP
Scoring	2098	2058
Points per game	67.7	66.4
Scoring margin	+1.3	-
Field goals-att	769-1756	735-1739
Field goal pct	.438	.423
3 point fg-att	240-727	215-621
3-point FG pct	.330	.346
3-pt FG made per game	7.7	6.9
Free throws-att	320-474	373-484
Free throw pct	.675	.771
F-Throws made per game	10.3	12.0
Rebounds	1177	928
Rebounds per game	38.0	29.9
Rebounding margin	+8.0	-
Assists	383	374
Assists per game	12.4	12.1
Turnovers	376	259
Turnovers per game	12.1	8.4
Turnover margin	-3.8	-
Assist/turnover ratio	1.0	1.4
Steals	124	163
Steals per game	4.0	5.3
Blocks	129	77
Blocks per game	4.2	2.5
Winning streak	3	-
Home win streak	2	-
Attendance	32724	88355
Home games-Avg/Game	15-2182	13-6797
Neutral site-Avg/Game	-	3-252

Team Results

Date	Opponent		Score	Att.
11/08/2022	Ga. Southern	W	63-48	2241
11/12/2022	Bethesda (CA)	W	90-68	1322
11/15/2022	Alabama St.	W	70-57	1587
11/17/2022	Hofstra	L	76-85	1652
11/19/2022	at Northern Colo.	W	80-69	1065
11/25/2022	vs North Texas	L	54-69	248
11/26/2022	vs Oakland	W	80-67	239
11/27/2022	vs Ball St.	W	67-65	270
12/03/2022	at Arkansas	L	58-99	19200
12/06/2022	CSU Bakersfield	W	58-48	1546
12/10/2022	at Santa Clara	W	75-64	1225
12/17/2022	at Pacific	L	58-59	1392
12/20/2022	Cal Poly	W	65-43	1233
12/28/2022	UNLV	Wot	75-72	2234
12/31/2022	at Colorado St.	W	78-70	4268
01/03/2023	at Boise St.	L	64-67	8113
01/07/2023	Nevada	L	40-67	2871
01/10/2023	Fresno St.	W	74-64	2084
01/17/2023	at New Mexico	L	57-77	11519
01/21/2023	at Utah St.	L	74-75	8895
01/24/2023	Air Force	W	82-52	3371
01/28/2023	at San Diego St.	L	51-72	12414
02/04/2023	Wyoming	W	84-64	2609
02/07/2023	at Fresno St.	L	62-70	5090
02/11/2023	Utah St.	W	69-64	2389
02/14/2023	at UNLV	W	75-66	4783
02/17/2023	New Mexico	L	68-96	2917
02/21/2023	at Nevada	L	51-66	8780
02/25/2023	Boise St.	Wot	74-68	2321
02/28/2023	Colorado St.	W	63-46	2347
03/04/2023	at Air Force	W	63-61	1611



2022-23 San Jose St. Men's Basketball Combined Team Statistics In Conference games

Game Records

Record	Overall	Home	Away	Neutral
ALL GAMES	10-8	7-2	3-6	0-0
CONFERENCE	10-8	7-2	3-6	0-0
NON-CONFERENCE	0-0	0-0	0-0	0-0

Score by Periods

Team	1st	2nd	OT	TOT
San Jose St.	547	631	26	1204
Opponents	586	614	17	1217

Team Box Score

No.	Player				Total		3-Point		F-Throw		Rebounds											
		GP-GS	MIN	AVG	FG-FGA	FG%	3FG-3FGA	3FG%	FT-FTA	FT%	OFF	DEF	TOT	AVG	PF	DQ	A	TO	BLK	STL	PTS	AVG
10	MOORE, Omari	18-18	683:09	38.0	128-300	.427	42-122	.344	64-79	.810	13	66	79	4.4	24	0	88	51	14	13	362	20.1
13	CARDENAS, Alvaro	18-18	620:02	34.4	63-176	.358	31-95	.326	22-31	.710	12	42	54	3.0	41	0	62	40	2	21	179	9.9
22	VAIHOLA, Robert	18-0	414:29	23.0	65-88	.739	0-0	.000	19-35	.543	59	64	123	6.8	37	1	9	20	14	9	149	8.3
31	GORENER, Tibet	17-0	378:46	22.3	41-123	.333	29-95	.305	5-9	.556	10	26	36	2.1	21	0	10	13	5	5	116	6.8
23	TOLBERT, Sage	18-18	507:22	28.2	44-117	.376	11-40	.275	18-24	.750	38	83	121	6.7	35	0	7	23	10	14	117	6.5
5	DIALLO, Ibrahima	18-18	325:25	18.1	45-72	.625	0-1	.000	21-39	.538	52	73	125	6.9	48	0	7	18	29	5	111	6.2
0	AMEY, JR., Myron	1-0	06:17	6.3	2-4	.500	1-3	.333	0-0	.000	0	0	0	0.0	0	0	0	0	0	0	5	5.0
15	ANDERSON, Trey	18-18	404:37	22.5	28-87	.322	20-57	.351	13-17	.765	9	27	36	2.0	48	0	14	19	4	6	89	4.9
1	ANDERSON, Garrett	17-0	172:18	10.1	14-53	.264	8-32	.250	14-16	.875	3	18	21	1.2	12	0	3	6	2	7	50	2.9
11	ELDER, JT	9-0	42:43	4.7	3-11	.273	1-5	.200	7-10	.700	4	5	9	1.0	5	0	1	4	0	0	14	1.6
4	TORBOR, Leo	7-0	43:42	6.2	2-4	.500	0-0	.000	1-7	.143	0	3	3	0.4	6	0	1	1	0	0	5	0.7
20	KING, Kellen	6-0	12:50	2.1	1-4	.250	0-1	.000	2-2	1.000	0	3	3	0.5	0	0	0	1	0	1	4	0.7
25	PERRY, Ryen	5-0	19:46	4.0	1-3	.333	1-3	.333	0-0	.000	0	2	2	0.4	1	0	0	1	0	0	3	0.6
21	D'AUGUSTA, Nico	3-0	07:16	2.4	0-1	.000	0-1	.000	0-0	.000	0	2	2	0.7	0	0	0	0	0	0	0	0.0
33	SIMETH, Kevin	5-0	09:52	2.0	0-0	.000	0-0	.000	0-2	.000	1	1	2	0.4	0	0	0	0	0	0	0	0.0
12	NDIGWE, Uchenna	1-0	01:26	1.4	0-0	.000	0-0	.000	0-0	.000	0	0	0	0.0	0	0	0	0	0	0	0	0.0
Team											31	31	62					15				
Total		18	3650		437-1043	.419	144-455	.316	186-271	.686	232	446	678	37.7	278	1	202	212	80	81	1204	66.9
Opponents		18	3650		447-1006	.444	121-351	.345	202-264	.765	146	417	563	31.3	267	3	234	157	52	94	1217	67.6

Team Statistics

	SJSU	OPP
Scoring	1204	1217
Points per game	66.9	67.6
Scoring margin	-0.7	-
Field goals-att	437-1043	447-1006
Field goal pct	.419	.444
3 point fg-att	144-455	121-351
3-point FG pct	.316	.345
3-pt FG made per game	8.0	6.7
Free throws-att	186-271	202-264
Free throw pct	.686	.765
F-Throws made per game	10.3	11.2
Rebounds	678	563
Rebounds per game	37.7	31.3
Rebounding margin	+6.4	-
Assists	202	234
Assists per game	11.2	13.0
Turnovers	212	157
Turnovers per game	11.8	8.7
Turnover margin	-3.1	-
Assist/turnover ratio	1.0	1.5
Steals	81	94
Steals per game	4.5	5.2
Blocks	80	52
Blocks per game	4.4	2.9
Winning streak	3	-
Home win streak	2	-
Attendance	23143	65473
Home games-Avg/Game	9-2571	9-7275
Neutral site-Avg/Game	-	0-0

Team Results

Date	Opponent		Score	Att.
12/28/2022	UNLV	Wot	75-72	2234
12/31/2022	at Colorado St.	W	78-70	4268
01/03/2023	at Boise St.	L	64-67	8113
01/07/2023	Nevada	L	40-67	2871
01/10/2023	Fresno St.	W	74-64	2084
01/17/2023	at New Mexico	L	57-77	11519
01/21/2023	at Utah St.	L	74-75	8895
01/24/2023	Air Force	W	82-52	3371
01/28/2023	at San Diego St.	L	51-72	12414
02/04/2023	Wyoming	W	84-64	2609
02/07/2023	at Fresno St.	L	62-70	5090
02/11/2023	Utah St.	W	69-64	2389
02/14/2023	at UNLV	W	75-66	4783
02/17/2023	New Mexico	L	68-96	2917
02/21/2023	at Nevada	L	51-66	8780
02/25/2023	Boise St.	Wot	74-68	2321
02/28/2023	Colorado St.	W	63-46	2347
03/04/2023	at Air Force	W	63-61	1611

Game Records

Record	Overall	Home	Away	Neutral
ALL GAMES	19-12	12-3	5-8	2-1
CONFERENCE	10-8	7-2	3-6	0-0
NON-CONFERENCE	9-4	5-1	2-2	2-1

Team Results

Date	Opponent		Score	Att.	High Points	High Rebounds
11/08/2022	Ga. Southern	W	63-48	2241	(14) MOORE, Omari (14) CARDENAS, Alvaro	(9) MOORE, Omari
11/12/2022	Bethesda (CA)	W	90-68	1322	(14) VAIHOLA, Robert	(14) TOLBERT, Sage
11/15/2022	Alabama St.	W	70-57	1587	(19) MOORE, Omari	(7) TOLBERT, Sage
11/17/2022	Hofstra	L	76-85	1652	(17) GORENER, Tibet (17) CARDENAS, Alvaro	(12) TOLBERT, Sage
11/19/2022	at Northern Colo.	W	80-69	1065	(20) MOORE, Omari	(11) ANDERSON, Trey
11/25/2022	vs North Texas	L	54-69	248	(16) ANDERSON, Trey	(4) MOORE, Omari
11/26/2022	vs Oakland	W	80-67	239	(25) TOLBERT, Sage	(9) MOORE, Omari
11/27/2022	vs Ball St.	W	67-65	270	(15) MOORE, Omari (15) VAIHOLA, Robert	(8) VAIHOLA, Robert
12/03/2022	at Arkansas	L	58-99	19200	(21) MOORE, Omari	(11) TOLBERT, Sage
12/06/2022	CSU Bakersfield	W	58-48	1546	(10) CARDENAS, Alvaro	(11) DIALLO, Ibrahima
12/10/2022	at Santa Clara	W	75-64	1225	(24) MOORE, Omari	(12) TOLBERT, Sage
12/17/2022	at Pacific	L	58-59	1392	(17) CARDENAS, Alvaro	(7) DIALLO, Ibrahima (7) TOLBERT, Sage
12/20/2022	Cal Poly	W	65-43	1233	(15) MOORE, Omari	(8) DIALLO, Ibrahima (8) VAIHOLA, Robert
12/28/2022	UNLV	Wot	75-72	2234	(15) MOORE, Omari	(13) VAIHOLA, Robert
12/31/2022	at Colorado St.	W	78-70	4268	(29) MOORE, Omari	(13) TOLBERT, Sage
01/03/2023	at Boise St.	L	64-67	8113	(22) MOORE, Omari	(7) MOORE, Omari
01/07/2023	Nevada	L	40-67	2871	(10) MOORE, Omari	(8) DIALLO, Ibrahima
01/10/2023	Fresno St.	W	74-64	2084	(20) CARDENAS, Alvaro	(8) DIALLO, Ibrahima
01/17/2023	at New Mexico	L	57-77	11519	(24) MOORE, Omari	(10) VAIHOLA, Robert
01/21/2023	at Utah St.	L	74-75	8895	(20) GORENER, Tibet	(8) TOLBERT, Sage
01/24/2023	Air Force	W	82-52	3371	(26) MOORE, Omari	(10) VAIHOLA, Robert
01/28/2023	at San Diego St.	L	51-72	12414	(12) VAIHOLA, Robert	(7) MOORE, Omari (7) TOLBERT, Sage
02/04/2023	Wyoming	W	84-64	2609	(29) MOORE, Omari	(10) DIALLO, Ibrahima
02/07/2023	at Fresno St.	L	62-70	5090	(22) MOORE, Omari	(10) TOLBERT, Sage
02/11/2023	Utah St.	W	69-64	2389	(27) MOORE, Omari	(8) VAIHOLA, Robert
02/14/2023	at UNLV	W	75-66	4783	(19) ANDERSON, Trey	(8) DIALLO, Ibrahima
02/17/2023	New Mexico	L	68-96	2917	(18) MOORE, Omari	(9) DIALLO, Ibrahima (9) VAIHOLA, Robert
02/21/2023	at Nevada	L	51-66	8780	(14) GORENER, Tibet	(7) DIALLO, Ibrahima (7) VAIHOLA, Robert
02/25/2023	Boise St.	Wot	74-68	2321	(24) MOORE, Omari	(15) DIALLO, Ibrahima
02/28/2023	Colorado St.	W	63-46	2347	(16) CARDENAS, Alvaro	(7) MOORE, Omari (7) DIALLO, Ibrahima
						(7) TOLBERT, Sage
03/04/2023	at Air Force	W	63-61	1611	(33) MOORE, Omari	(12) DIALLO, Ibrahima

San Jose State Player Game Highs

Points	33	Omari Moore, at Air Force, 3/4
FG Made	14	Omari Moore, at Air Force, 3/4
FG Attempts	26	Omari Moore vs. Boise State, 2/25
3-Pt. FG Made	6	Alvaro Cardenas, vs. Fresno St., 1/10
.....	6	Tibet Görener, at Utah State, 1/21
3-Pt. FG Attempts	12	Tibet Görener, at Nevada, 2/21
Free Throws Made	8	Omari Moore, vs. Utah State, 2/11
Free Throws Attempts	9	Omari Moore, vs. UNLV, 12/28
.....	9	Omari Moore, at Fresno State, 2/7
.....	9	Omari Moore, vs. Utah State, 2/11
Rebounds	15	Ibrahima Diallo, vs. Boise St., 2/25
Assists	9	Omari Moore vs. Oakland, 11/26
.....	9	Alvaro Cardenas, vs. Fresno St., 1/10
Steals	4	Omari Moore at #11 Arkansas, 12/3
Blocked Shots	8	Ibrahima Diallo vs. Ala. St. 11/15
Turnovers	6 ..	Robert Vaihola at N. Colorado, 11/19
.....	6	Omari Moore, at Boise State, 1/3
Fouls	5	Five occasions

San Jose State Game Highs

Points	90	vs. Bethesda, 11/12
Points, Half	47	vs. Oakland, 11/26
FG Made	38	vs. Bethesda, 11/12
FG Attempts	83	vs. Bethesda, 11/12
FG Percentage586 (17-29)	vs. North Texas, 11/25
3-Pt. FG Made	13	at Colorado State, 12/31
3-Pt. FG Attempts	33	at Nevada, 2/21
Free Throws Made	21	UNLV, 12/28
.....	21	vs. CSU Bakersfield, 12/6
Free Throws Attempts	30	UNLV, 12/28
Rebounds	67	vs. Bethesda, 11/12
Assists	22	vs. Oakland, 11/26
.....	22	vs. Bethesda, 11/12
Steals	9	Colorado State, 2/28
Blocked Shots	8	vs. Alabama State, 11/15
.....	8	at Colorado State, 12/31
Turnovers	20	vs. North Texas, 11/25
.....	20	vs. Nevada, 1/7
Fouls	23	vs. Ball State, 11/27

San Jose State Game Lows

Points	40	vs. Nevada, 1/7
Points, Half	14	at San Diego State, 1/28
FG Made	15	vs. Nevada, 1/7
FG Attempts	29	vs. North Texas, 11/25
FG Percentage314 (22-70)	vs. New Mexico, 2/17
3-Pt. FG Made	3	vs. CSU Bakersfield, 12/6
3-Pt. FG Attempts	16	Cal Poly, 12/20
Free Throws Made	0	vs. Fresno State, 1/10
Free Throws Attempts	2	at Nevada, 2/21
Rebounds	24	vs. North Texas, 11/25
Assists	6	at Air Force, 3/4
Steals	0	at Colorado State, 12/31
Blocked Shots	0	vs. Bethesda, 11/12
Turnovers	4	at New Mexico, 1/17
Fouls	9	vs. Air Force, 1/24

Opponent Player Game Highs

Points	35	Taylor Perry, North Texas, 11/25
FG Made	13	Hunter Maldonado, Wyoming, 2/4
FG Attempts	22	Elijah Harkless, UNLV, 12/28
3-Pt. FG Made	7	Taylor Perry, North Texas, 11/25
3-Pt. FG Attempts	13	Steven Ashworth, Utah State, 1/21
Free Throws Made	10	Taylor Perry, North Texas, 11/25
Free Throws Attempts	12	Morris Udeze, New Mexico, 2/17
Rebounds	14	Morris Udeze, New Mexico, 1/17
Assists	10	Isaiah Stevens, Colorado State, 12/31
Steals	5	Jaelen House, New Mexico, 2/17
Blocked Shots	5	Isaiah Steves, Colorado State, 2/28
Fouls	5	Luis Rodriguez, UNLV, 12/28
.....	5	Taviontae Jackson, Colo. St., 12/31
.....	5	Chibuzo Agbo, Boise State, 2/25

Opponent Game Highs

Points	99	#11 Arkansas, 12/3
FG Made	37	#11 Arkansas, 12/3
FG Attempts	74	Bethesda, 11/12
FG Percentage627 (37-59)	#11 Arkansas, 12/3
3-Pt. FG Made	13	North Texas, 11/24
3-Pt. FG Attempts	31	Bethesda, 11/12
Free Throws Made	24	Hofstra, 11/17
Free Throws Attempts	30	Hofstra, 11/17
Rebounds	42	Nevada, 1/7
.....	42	New Mexico, 1/17
Assists	22	#11 Arkansas, 12/3
Steals	13	North Texas, 11/25
Blocked Shots	7	at Fresno State, 2/7
Turnovers	17	Wyoming, 2/4
Fouls	20	UNLV, 12/28
.....	20	Alabama State, 11/15
.....	20	New Mexico, 2/17

Opponent Game Lows

Points	43	Cal Poly, 12/20
FG Made	14	Cal Poly, 12/20
FG Attempts	46	North Texas, 11/24
FG Percentage268 (15-56)	Georgia Southern, 11/8
3-Pt. FG Made	2	Cal Poly, 12/20
3-Pt. FG Attempts	13	#11 Arkansas, 12/3
Free Throws Made	3	Colorado State, 2/28
Free Throws Attempts	7	at Boise State, 1/3
Rebounds	19	North Texas, 11/25
Assists	4	Georgia Southern, 11/8
Steals	1	Alabama State, 11/15
.....	1	New Mexico, 1/17
Blocked Shots	0	Five games
Turnovers	2	Colorado State, 12/31
Fouls	9	Bethesda, 11/12

THE LAST TIME.....

A PLAYER SCORED 30 OR MORE POINTS:

33, by Omari Moore, at Air Force, March 4, 2023

AN OPPONENT SCORED 30 OR MORE POINTS:

31, by Morris Udeze, New Mexico, Feb. 17, 2023

A PLAYER COLLECTED 20 OR MORE REBOUNDS:

20, by Wil Carter, at Hawai'i, Jan. 7, 2012.

AN OPPONENT COLLECTED 20 OR MORE REBOUNDS:

20, by Nico Carvacho, at Colorado State, Feb. 10, 2018

A PLAYER COLLECTED 10 OR MORE ASSISTS:

10, by Omari Moore, vs. New Mexico, Feb. 20, 2022

AN OPPONENT COLLECTED 10 OR MORE ASSISTS:

10, by Isaiah Stevens, at Colorado State, Dec. 31, 2022

A PLAYER HAD 5 OR MORE STEALS:

5, by Omari Moore, vs. UNLV, Feb. 19, 2021

AN OPPONENT HAD 5 OR MORE STEALS:

5, by Jaelen House, New Mexico, Feb. 17, 2022

A PLAYER HAD 5 OR MORE BLOCKED SHOTS:

5, by Ibrahima Diallo, at Boise State, January 3, 2023

AN OPPONENT HAD 5 OR MORE BLOCKED SHOTS:

6, by Lucas Moerman, vs. Air Force, Jan. 25, 2022

A PLAYER MADE 10 OR MORE FIELD GOALS:

14, by Omari Moore, at Air Force, March 4, 2023

AN OPPONENT MADE 10 OR MORE FIELD GOALS:

11, by Morris Udeze, New Mexico, Feb. 17, 2023

A PLAYER ATTEMPTED 20 OR MORE FIELD GOALS:

24, Omari Moore, at Air Force, March 4, 2023

AN OPPONENT ATTEMPTED 20 OR MORE FIELD GOALS:

22, by Elijah Harkless, UNLV, Dec. 28, 2022

A PLAYER MADE 10 OR MORE FREE THROWS:

12, by Seneca Knight, vs. UNLV, Feb. 29, 2020

AN OPPONENT MADE 10 OR MORE FREE THROWS:

10, by Tylor Perry, vs. North Texas, Nov. 25, 2022

A PLAYER MADE 5 OR MORE 3-PT FIELD GOALS:

5, Trey Anderson, at UNLV, February 14, 2023

AN OPPONENT MADE 5 OR MORE 3-PT FIELD GOALS:

6, by Anthony Holland, Fresno State, January 10, 2023

A PLAYER ATTEMPTED 10 OR MORE 3-PT FGS:

10, Alvaro Cardenas, vs. Colorado State, February 28, 2023

AN OPPONENT ATTEMPTED 10 OR MORE 3-PT FIELD GOALS:

10, by Anthony Holland, Fresno State, January 10, 2023

SAN JOSÉ STATE SCORED 100 OR MORE POINTS:

118 (118-43 win) vs. Bethesda, Jan. 8, 2022

AN OPPONENT SCORED 100 OR MORE POINTS:

111 (111-80 loss) vs. Wyoming, Mar. 10, 2021

SJSU SHOT AT LEAST 60% FROM THE FIELD IN A GAME:

60.7 (34-56) at Air Force, Jan. 14, 2017

A TEAM SHOT AT LEAST 60% FROM THE FIELD IN A GAME VS. SJSU:

60.7 (34-56) by New Mexico, February 17, 2023

SAN JOSE STATE HAD TWO PLAYERS SCORE 20 POINTS IN A GAME:

32 by Myron (MJ) Amey Jr., 23 by Tibet Görener, vs. Bethesda, Jan. 8, 2022

SAN JOSÉ STATE HAD THREE OR MORE PLAYERS WITH 10 OR MORE REBOUNDS IN A GAME:

13 by Ashtin Chastain, 12 by Michael Steadman, 12 by Craig LeCesne vs. Air Force, Jan. 26, 2019

SAN JOSÉ STATE HAD FIVE OR MORE PLAYERS WITH 10 OR MORE POINTS IN A GAME:

29 by Omari Moore, 14 by Sage Tolbert, 13 by Alvaro Cardenas, 10 by Trey Anderson, 10 by Ibrahima Diallo, vs. Wyoming, Nov. 27, 2022 February 4, 2023

SAN JOSÉ STATE HAD TWO OR MORE PLAYERS WITH 10 OR MORE POINTS & 10 OR MORE REBOUNDS IN A GAME:

38 points and 12 rebounds by Richard Washington, 15 points and 12 rebounds by Omari Moore, vs. Fresno Pacific, Dec. 9, 2020

A SAN JOSÉ STATE PLAYER SCORE 30 OR MORE POINTS IN SUCCESSIVE GAMES:

30, vs. Nevada, on Feb. 12, 2011, and 35, vs. Montana State on Feb. 15, 2011, by Adrian Oliver.

A SAN JOSÉ STATE PLAYER SCORED 20 OR MORE POINTS AND COLLECTED 20 OR MORE REBOUNDS IN A GAME:

21 points and 20 rebounds on Jan. 7, 2012, by Wil Carter.

SAN JOSÉ STATE WON BY 30 OR MORE POINTS:

30 (82-52) vs. Air Force, Jan. 24, 2023

SAN JOSÉ STATE LOST BY 30 OR MORE POINTS:

41 (99-58) at #11 Arkansas, Dec. 3, 2022

SAN JOSÉ STATE WON FIVE OR MORE STRAIGHT GAMES:

5, Dec. 5, 1998 through Dec. 27, 1998.

SAN JOSÉ STATE WON AN IN-SEASON TOURNAMENT:

2011 Elgin Baylor Classic in Seattle, Wash.

SAN JOSÉ STATE BEAT A NATIONALLY-RANKED TEAM:

Alabama was ranked 19th in the Associated Press poll on Dec. 27, 1996, when San José State posted a 60-59 overtime win in the Comerica Cable Car Classic.

A SPARTAN HAD A TRIPLE-DOUBLE

18 pts, 10 reb., 10 assists, by Omari Moore, vs. New Mexico, Feb. 20, 2022

2022-23 San José State Men's Basketball

27-27-27-27



Official Basketball Box Score - Final
Ga. Southern at San Jose St.
11/08/22 Provident Credit Union Event Center, San Jose, CA
2022-23 Men's Basketball

Game Time: 7:00 PM
Game Duration: 1:43
Attendance: 2,241

Officials: John Higgins, Eric Curry, Jim Schipper

Record: 0-1

NO. Name	Min	FG M-A	3P M-A	FT M-A	Rebounds OR DR TOT	Fouls PF FD	TP	AS	TO	ST	Blocks BS BA	+/-
11 Johnny McFatten	F 07:20	0-1	0-0	0-0	1 0 1	4 1	0	0	1	0	0 0	-7
12 Andrei Savrasov	F 33:29	6-12	2-5	0-0	1 5 6	1 3	14	0	3	3	0 0	-13
0 Kaden Archie	G 22:35	0-8	0-1	0-0	1 2 3	0 1	0	0	0	0	1 2	-7
2 Jalen Finch	G 32:42	2-5	0-0	6-6	0 2 2	0 3	10	1	4	0	0 1	-9
13 Tai Strickland	G 30:27	3-13	1-3	4-4	1 4 5	2 4	11	1	0	0	0 1	-2
10 Carlos Curry	19:50	2-3	0-0	0-0	2 6 8	4 0	4	0	0	0	0 1	0
1 Cam Bryant	16:43	0-3	0-2	0-0	0 1 1	3 0	0	0	3	0	0 0	-11
3 Tyren Moore	16:04	1-6	1-2	4-4	0 0 0	1 1	7	0	0	1	0 0	-12
4 Kamari Brown	20:50	1-5	0-2	0-0	0 3 3	1 0	2	2	0	0	0 0	-14
Team					3 4 7		0		0			
Totals		15-56	4-15	14-14	9 27 36	16 13	48	4	11	4	1 5	-15

Technical Fouls: Curry 2nd 12:24

Shooting By Period	
1 st FG%	8-29 27.6%
3PT%	2-8 25.0%
FT%	4-4 100%
2 nd FG%	7-27 25.9%
3PT%	2-7 28.6%
FT%	10-10 100%
GM FG%	15-56 26.8%
3PT%	4-15 26.7%
FT%	14-14 100.0%

Dead Ball Rebounds: 0, 0



Official Basketball Box Score - Final
Bethesda (CA) at San Jose St.
11/17/22 Provident Credit Union Event Center, San Jose, CA
2022-23 Men's Basketball

Game Time: 1:00 PM
Game Duration: 1:33
Attendance: 1,322

Officials: Randy McCall, Amy Bonner, Crystal Hogan

Record: 0-7

NO. Name	Min	FG M-A	3P M-A	FT M-A	Rebounds OR DR TOT	Fouls PF FD	TP	AS	TO	ST	Blocks BS BA	+/-
0 Justin Clark	G 26:21	1-6	1-5	0-0	1 3 4	3 1	3	1	2	1	0 0	-16
2 Kamron Fleming	G 32:48	4-13	3-6	5-9	0 1 1	2 5	16	0	0	1	0 0	-14
4 Daniel Estes	G 38:04	5-16	0-3	0-1	5 7 12	3 3	10	2	0	0	4 0	-23
11 Adrian Hernandez	G 18:49	2-6	0-4	0-0	0 1 1	0 0	4	2	0	0	0 0	-12
55 Amar Ross	G 38:19	9-20	5-9	6-6	2 6 8	0 4	29	4	1	3	0 0	-19
1 Tyler Goodlow	16:57	2-9	0-4	0-0	0 0 0	1 1	4	0	3	1	0 0	-13
22 Michael Plumley	11:36	0-2	0-0	0-0	0 0 0	0 0	0	0	0	0	0 0	-11
13 Russell Redwood	09:19	1-2	0-0	0-0	0 1 1	0 0	2	0	0	0	0 0	-1
25 Bennie Brown	07:47	0-0	0-0	0-0	0 1 1	0 0	0	0	0	1	0 0	-1
Team					3 3 6		0		1			
Totals		24-74	9-31	11-16	11 23 34	9 14	68	9	7	7	4 0	-22

Technical Fouls: NONE

Shooting By Period	
1 st FG%	10-36 27.8%
3PT%	4-14 28.6%
FT%	5-10 50%
2 nd FG%	14-38 36.8%
3PT%	5-17 29.4%
FT%	6-6 100%
GM FG%	24-74 32.4%
3PT%	9-31 29.0%
FT%	11-16 68.8%

Dead Ball Rebounds: 1, 0

Record: 1-0

NO. Name	Min	FG M-A	3P M-A	FT M-A	Rebounds OR DR TOT	Fouls PF FD	TP	AS	TO	ST	Blocks BS BA	+/-
15 Trey Anderson	F 28:10	1-3	1-2	4-4	0 2 2	2 2	7	1	2	0	0 0	14
23 Sage Tolbert	F 25:53	4-6	0-0	0-0	0 7 7	3 1	8	2	0	0	0 0	7
5 Ibrahim Diallo	C 20:44	4-6	0-0	1-4	0 6 6	1 5	9	2	1	1	2 0	9
10 Omari Moore	G 32:06	6-16	0-5	2-2	2 7 9	1 1	14	1	4	0	3 1	11
13 Alvaro Cardenas	G 36:46	6-10	2-5	0-0	0 2 2	3 1	14	0	0	0	0 0	16
0 Myron Amey, Jr.	15:25	0-2	0-1	1-2	0 2 2	1 1	1	0	1	0	0 0	6
31 Tibet Gorener	24:18	2-6	2-2	0-0	2 2 2	2 3	8	3	0	1	0 0	5
22 Robert Vaihola	09:30	1-3	0-0	0-0	1 2 3	1 1	2	0	2	1	0 0	5
2 Max Allen	07:08	0-0	0-0	0-0	0 2 2	0 0	0	1	0	0	0 0	2
Team					1 0 1		0		1			
Totals		24-52	5-19	10-14	4 32 36	14 15	63	10	11	3	5 1	15

Technical Fouls: Anderson 1st 6:50 Diallo 2nd 12:35

Shooting By Period	
1 st FG%	10-28 35.7%
3PT%	3-12 25.0%
FT%	8-11 72.7%
2 nd FG%	14-24 58.3%
3PT%	2-7 28.6%
FT%	2-3 66.7%
GM FG%	24-52 46.2%
3PT%	5-19 26.3%
FT%	10-14 71.4%

Dead Ball Rebounds: 1, 0

	GASO	SJSU
Biggest lead	0 (1 st 20:00)	21 (2 nd 10:30)
Best Scoring Run	8 (2 nd 1:49)	8 (1 st 8:31)
Lead Changes	0	
Times Tied	1	
Time with Lead	00:00	38:42

Points from	GASO	SJSU
Turnovers	5	4
Paint	18	36
Second Chance	6	0
Fast Breaks	6	1
Bench	13	11

Period by Period Scoring	1st	2nd	TOT
GASO	22	26	48
SJSU	31	32	63

Record: 2-0

NO. Name	Min	FG M-A	3P M-A	FT M-A	Rebounds OR DR TOT	Fouls PF FD	TP	AS	TO	ST	Blocks BS BA	+/-
15 Trey Anderson	F 16:51	2-8	1-6	0-0	2 4 6	1 0	5	0	2	0	0 0	5
23 Sage Tolbert	F 19:58	5-9	0-1	3-4	8 6 14	0 2	13	3	0	0	0 0	18
5 Ibrahim Diallo	C 12:24	2-4	0-0	0-0	1 1 2	1 0	4	1	0	0	0 0	5
10 Omari Moore	G 22:03	5-10	1-3	1-2	0 6 6	1 0	12	3	1	0	0 0	22
13 Alvaro Cardenas	G 19:09	2-7	0-2	0-0	0 2 2	3 1	4	7	1	1	0 1	9
0 Myron Amey, Jr.	17:57	5-9	3-6	0-0	0 1 1	2 1	13	2	2	0	0 0	20
22 Robert Vaihola	15:51	6-6	0-0	2-3	4 6 10	1 4	14	0	1	0	0 0	24
31 Tibet Gorener	12:55	2-6	1-2	0-0	1 4 5	0 0	5	2	1	1	0 0	21
2 Max Allen	12:39	0-4	0-2	0-0	1 3 4	1 0	0	2	0	1	0 0	2
1 Garrett Anderson	08:47	1-4	1-3	0-0	1 1 2	0 0	3	0	0	0	0 0	-1
20 Kellen King	10:32	2-2	1-1	0-0	0 2 2	0 0	5	2	2	0	0 0	4
4 Leo Torbor	07:27	2-2	0-0	0-0	2 1 3	1 0	4	0	2	0	0 0	-0
11 JT Elder	11:45	2-6	0-2	0-0	0 0 0	2 0	4	0	0	0	0 0	-7
21 Nico D'Augusta	05:18	0-3	0-3	0-0	0 0 0	1 0	0	0	0	0	0 1	-2
33 Kevin Simeth	06:24	2-3	0-0	0-0	1 5 6	1 0	4	0	1	0	0 0	-2
Team					3 1 4		0		0			
Totals		38-83	8-31	6-9	24 43 67	14 9	90	22	13	3	0 4	22

Technical Fouls: NONE

	BETH	SJSU
Biggest lead	5 (1 st 15:55)	29 (2 nd 11:44)
Best Scoring Run	7 (1 st 16:45)	15 (2 nd 12:51)
Lead Changes	3	
Times Tied		
Time with Lead	03:07	35:53

Points from	BETH	SJSU
Turnovers	8	12
Paint	24	60
Second Chance	16	25
Fast Breaks	12	16
Bench	6	52

Period by Period Scoring	1st	2nd	TOT
BETH	29	39	68
SJSU	45	45	90



Official Basketball Box Score - Final
Alabama St. at San Jose St.
11/15/22 Provident Credit Union Event Center, San Jose, CA
2022-23 Men's Basketball

Game Time: 7:00 PM
Game Duration: 1:45
Attendance: 1,587

Officials: Frank Harvey III, Caisey McClellan, Wilson Holand

Record: 0-4

NO. Name	Min	FG M-A	3P M-A	FT M-A	Rebounds OR DR TOT	Fouls PF FD	TP	AS	TO	ST	Blocks BS BA	+/-
4 Duane Posey	F 31:23	3-9	0-1	2-3	1 3 4	3 4	8	0	0	0	0 0	-5
30 Eric Coleman	F 18:29	1-2	1-2	2-2	1 2 3	4 2	5	1	0	0	0 0	-7
14 Roland McCoy	G 26:25	0-6	0-3	2-2	1 1 2	3 2	2	1	0	0	0 2	-2
20 Antonio "TJ" Madlock	G 36:33	3-12	2-4	1-2	1 1 2	3 2	9	1	1	1	0 0	-13
24 Isaiah Range	G 37:21	8-17	0-4	2-2	1 0 1	1 2	18	1	3	0	1 0	-11
0 Alex Anderson	22:37	4-9	1-1	1-2	2 3 5	3 1	10	1	0	0	0 3	-4
22 Darrell Reed	08:04	1-2	0-0	0-0	0 2 2	2 2	0	0	0	0	0 0	-6
1 Amarr Knox	08:34	0-2	0-1	0-0	0 1 1	1 0	0	2	1	0	1 1	-7
3 Christian McCray	05:38	1-1	1-1	0-0	0 1 1	0 0	3	2	0	0	0 0	-3
15 Kendal Parker	04:56	0-1	0-0	0-0	0 0 0	0 0	0	1	0	0	0 0	-7
Team					2 0 2		0		0			
Totals		21-61	5-17	10-13	9 14 23	20 15	57	10	5	1	2 8	-13

Technical Fouls: NONE

Shooting By Period	
1 st FG%	14-26 53.8%
3PT%	4-10 40.0%
FT%	1-2 50%
2 nd FG%	7-35 20.0%
3PT%	1-7 14.3%
FT%	9-11 81.8%
GM FG%	21-61 34.4%
3PT%	5-17 29.4%
FT%	10-13 76.9%

Dead Ball Rebounds: 5, 5

Record: 3-0

NO. Name	Min	FG M-A	3P M-A	FT M-A	Rebounds OR DR TOT	Fouls PF FD	TP	AS	TO	ST	Blocks BS BA	+/-
15 Trey Anderson	F 21:38	0-0	0-0	2-2	1 3 4	5 1	2	0	2	1	0 0	4
23 Sage Tolbert	F 27:20	1-3	0-0	2-4	4 3 7	5 3	4	1	1	0	0 0	2
5 Ibrahim Diallo	C 18:47	2-4	0-0	2-5	0 4 4	4 3	6	0	4	0	8 0	-2
10 Omari Moore	G 39:13	8-19	1-7	2-7	1 4 5	0 6	19	4	1	2	0 2	12
13 Alvaro Cardenas	G 40:00	6-10	3-5	2-2	0 2 2	0 3	17	4	1	0	0 0	13
22 Robert Vaihola	15:10	3-4	0-0	1-2	4 2 6	0 1	7	1	0	0	0 0	6
31 Tibet Gorener	22:39	2-5	2-4	1-2	0 2 2	0 1	7	0	0	0	0 0	9
0 Myron Amey, Jr.	07:54	2-5	1-2	0-0	0 0 0	1 1	5	2	0	0	0 0	10
2 Max Allen	07:19	1-1	0-0	1-2	2 4 6	0 1	3	0	2	0	0 0	11
Team					0 0 0		0		2			
Totals		25-51	7-18	13-26	12 24 36	15 20	70	12	13	3	8 2	13

2022-23 San José State Men's Basketball

28-28-28-28



Official Basketball Box Score - Final
San Jose St. at Northern Colo.
11/19/22 Bank of Colorado Arena, Greeley
2022-23 Men's Basketball

Game Time: 2:00 PM
Game Duration: 1:51
Attendance: 1,065



Official Basketball Box Score - Final
San Jose St. at North Texas
11/25/22 Baha Mar Convention Center, Nassau
2022-23 Men's Basketball

Game Time: 5:30 PM
Game Duration: 1:57
Attendance: 248

San Jose St. - 80

Record: 4-1

NO. Name	Min	FG M-A	3P M-A	FT M-A	Rebounds OR DR TOT	Fouls PF FD	TP	AS	TO	ST	Blocks BS BA	+/-
15 Trey Anderson	F 33:09	3-5	2-3	3-4	2 9 11	2 2 11	2	1	0	2	0 4	1
23 Sage Tolbert	F 30:06	5-11	1-2	6-6	3 4 7	2 4 17	1	1	0	0	0 4	13
5 Ibrahim Diallo	C 13:31	4-5	0-0	1-2	1 3 4	2 2 9	0	0	0	0	0 -7	
10 Omari Moore	G 37:34	7-16	3-6	3-3	5 2 7	3 3 20	4	0	1	1	0 11	
13 Alvaro Cardenas	G 40:00	4-12	1-6	0-0	0 3 3	0 0 9	4	0	1	0	0 11	
22 Robert Vaihola	13:41	3-3	0-0	0-0	2 4 6	3 2 6	0	0	6	0	0 -7	
31 Tibet Gorener	08:58	1-2	1-2	0-0	0 1 1	2 0 3	0	0	0	0	0 2	
2 Max Allen	02:49	0-2	0-1	0-0	0 0 1	1 0 2	0	0	0	0	0 -7	
11 JT Elder	02:49	0-1	0-0	0-0	0 0 0	0 0 0	0	1	0	0	0 2	
1 Garrett Anderson	14:57	2-2	0-0	1-2	1 0 0	1 3 1	5	1	0	0	0 21	
20 Kellen King	02:26	0-0	0-0	0-0	0 0 0	0 0 0	0	0	0	0	0 0	
Team					1 1 2		0					
Totals		29-59	8-20	14-17	15 28 43	18 16 80	12	9	2	3	0 11	

Technical Fouls: Coach 1st 12:42

Shooting By Period
1 st FG% 15-29 51.7%
3PT% 7-14 50.0%
FT% 4-6 66.7%
2 nd FG% 14-30 46.7%
3PT% 1-6 16.7%
FT% 10-11 90.9%
GM FG% 29-59 49.2%
3PT% 8-20 40.0%
FT% 14-17 82.4%

Dead Ball Rebounds: 1, 0

Northern Colo. - 69

Record: 1-3

NO. Name	Min	FG M-A	3P M-A	FT M-A	Rebounds OR DR TOT	Fouls PF FD	TP	AS	TO	ST	Blocks BS BA	+/-
21 Bryce Kennedy	F 19:10	0-1	0-1	0-0	0 1 1	2 1 0	0	0	1	1	0 0	-10
32 Theo Hughes	C 10:22	0-1	0-0	1-2	0 4 4	4 1 1	1	0	0	0	0 10	
1 Daylen Kountz	G 36:49	6-18	1-3	7-9	1 2 3	2 6 20	1	0	0	0	3 -8	
2 Matt Johnson II	G 36:04	4-9	2-5	4-4	0 1 1	0 2 14	7	2	0	0	0 -11	
5 Dalton Knecht	G 39:09	7-13	4-8	2-2	0 2 2	2 3 20	1	1	2	0	0 -14	
30 Caleb Shaw	22:27	0-3	0-2	2-2	0 1 1	1 1 2	0	1	0	0	0 -7	
15 Juju Ramirez	05:47	0-1	0-0	1-2	1 1 2	1 0 0	0	0	0	0	0 -8	
22 Riley Abercrombie	22:19	4-8	3-5	1-2	0 2 2	4 3 12	1	1	0	0	0 -8	
3 Langston Reynolds	05:58	0-0	0-0	0-0	2 2 0	0 0 0	1	1	0	0	0 3	
14 Brock Wisne	01:55	0-0	0-0	0-0	1 0 1	0 0 0	0	0	0	0	0 -2	
Team					4 1 5		0					
Totals		21-54	10-24	17-21	7 17 24	16 17 69	12	7	3	0	3 -11	

Technical Fouls: NONE

Shooting By Period
1 st FG% 10-27 37.0%
3PT% 6-12 50.0%
FT% 15-18 83.3%
2 nd FG% 11-27 40.7%
3PT% 4-12 33.3%
FT% 2-3 66.7%
GM FG% 21-54 38.9%
3PT% 10-24 41.7%
FT% 17-21 81.0%

Dead Ball Rebounds: 2, 0

	SJSU	UNC
Biggest lead	11 (2 nd 4:18)	8 (1 st 17:00)
Best Scoring Run	10 (2 nd 7:41)	9 (1 st 10:22)
Lead Changes	11	
Times Tied	9	
Time with Lead	18:24	15:18

Points from	SJSU	UNC
Turnovers	14	11
Paint	42	22
Second Chance	17	6
Fast Breaks	3	4
Bench	14	14

Period by Period Scoring
1st 2nd TOT
SJSU 41 39 80
UNC 41 28 69



Official Basketball Box Score - Final
Oakland at San Jose St.
11/26/22 Baha Mar Convention Center, Nassau
2022-23 Men's Basketball

Game Time: 2:30 PM
Game Duration: 1:32
Attendance: 239



Official Basketball Box Score - Final
San Jose St. at Ball St.
11/27/22 Baha Mar Convention Center, Nassau
2022-23 Men's Basketball

Game Time: 2:30 PM
Game Duration: 1:55
Attendance: 270

Oakland - 67

Record: 2-5

NO. Name	Min	FG M-A	3P M-A	FT M-A	Rebounds OR DR TOT	Fouls PF FD	TP	AS	TO	ST	Blocks BS BA	+/-
1 Keaton Hervey	F 30:04	3-7	2-4	0-0	2 4 6	4 0 8	1	2	1	0	1 -1	
4 Trey Townsend	F 37:51	5-13	0-1	4-5	1 4 5	1 3 14	1	1	0	0	1 -8	
23 Chris Conway	F 19:46	2-5	0-1	0-0	0 3 3	1 1 4	0	0	1	0	0 -4	
3 Rocket Watts	G 07:26	0-3	0-1	0-0	0 1 1	0 1 0	0	0	2	0	1 -4	
34 Jalen Moore	G 33:59	5-10	0-2	6-7	0 2 2	0 6 16	5	1	3	0	1 -10	
2 Will Shepherd	10:45	2-4	1-2	0-0	1 0 1	2 0 5	0	0	0	0	0 -5	
11 Blake Lampman	31:33	3-10	1-5	2-2	0 2 2	1 2 9	0	1	1	0	1 -18	
13 Osei Price	20:23	1-1	0-0	2-2	0 2 2	0 1 4	0	0	0	0	0 -11	
0 Lorne Bowman II	06:37	2-3	1-2	2-2	0 0 0	1 1 7	0	1	0	0	0 -3	
24 Darius Sherman	01:36	0-1	0-0	0-0	0 0 0	0 0 0	0	0	1	0	0 -1	
Team					3 1 4		0					
Totals		23-57	5-18	16-18	7 19 26	10 15 67	7	8	7	0	5 -13	

Technical Fouls: NONE

Shooting By Period
1 st FG% 10-28 35.7%
3PT% 1-7 14.3%
FT% 6-7 85.7%
2 nd FG% 13-29 44.8%
3PT% 4-11 36.4%
FT% 10-11 90.9%
GM FG% 23-57 40.4%
3PT% 5-18 27.8%
FT% 16-18 88.9%

Dead Ball Rebounds: 1, 0

San Jose St. - 80

Record: 5-2

NO. Name	Min	FG M-A	3P M-A	FT M-A	Rebounds OR DR TOT	Fouls PF FD	TP	AS	TO	ST	Blocks BS BA	+/-
15 Trey Anderson	F 33:30	6-9	3-6	4-4	1 1 2	3 3 19	3	1	0	0	0 17	
23 Sage Tolbert	F 29:10	11-12	1-1	2-2	5 5 7	1 3 25	0	2	2	1	0 8	
5 Ibrahim Diallo	C 11:21	2-3	0-0	0-0	1 2 3	2 0 4	0	1	1	2	0 -1	
10 Omari Moore	G 33:22	1-6	0-2	0-0	2 7 9	0 0 2	9	1	0	0	0 14	
13 Alvaro Cardenas	G 27:33	2-6	2-5	0-0	0 3 3	4 0 6	5	3	0	0	0 15	
31 Tibet Gorener	17:33	2-8	2-8	2-2	0 0 0	0 2 8	2	1	2	1	0 1	
22 Robert Vaihola	18:14	4-4	0-0	1-2	1 7 8	1 2 9	1	0	0	1	0 14	
1 Garrett Anderson	13:31	1-5	1-4	0-0	1 1 0	0 0 3	1	0	0	0	0 -3	
2 Max Allen	10:25	2-2	0-0	0-0	0 1 1	3 0 4	1	1	0	0	0 0	
11 JT Elder	05:21	0-1	0-0	0-0	0 0 0	1 0 1	0	0	2	0	0 0	
Team					0 1 1		0					
Totals		31-56	9-26	9-10	7 28 35	15 10 80	22	12	5	5 0 13		

Technical Fouls: NONE

Shooting By Period
1 st FG% 18-30 60.0%
3PT% 7-14 50.0%
FT% 4-5 80.0%
2 nd FG% 13-26 50.0%
3PT% 2-12 16.7%
FT% 5-5 100%
GM FG% 31-56 55.4%
3PT% 9-26 34.6%
FT% 9-10 90.0%

Dead Ball Rebounds: 0, 0

	OAK	SJS
Biggest lead	3 (1 st 15:12)	26 (2 nd 18:08)
Best Scoring Run	18 (2 nd 5:22)	12 (2 nd 2:11)
Lead Changes	2	
Times Tied	3	
Time with Lead	02:39	34:32

Points from	OAK	SJS
Turnovers	15	15
Paint	28	42
Second Chance	2	4
Fast Breaks	11	10
Bench	25	24

Period by Period Scoring
1st 2nd TOT
OAK 27 40 67
SJS 47 33 80

San Jose St. - 67

Record: 6-2

NO. Name	Min	FG M-A	3P M-A	FT M-A	Rebounds OR DR TOT	Fouls PF FD	TP	AS	TO	ST	Blocks BS BA	+/-
15 Trey Anderson	F 36:48	3-7	3-7	2-2	0 3 3	4 5 11	1	1	1	0	0 5	
23 Sage Tolbert	F 25:55	1-4	0-1	2-4	2 5 7	5 2 4	0	2	0	0	0 -3	
5 Ibrahim Diallo	C 18:45	5-7	0-0	0-0	1 3 4	5 1 10	1	3	0	2	1 -5	
10 Omari Moore	G 40:00	7-14	1-3	0-0	0 4 4	0 3 15	5	2	1	0	2 2	
13 Alvaro Cardenas	G 40:00	3-14	2-7	2-2	0 6 6	1 2 10	1	2	0	0	2 2	
31 Tibet Gorener	16:16	0-1	0-1	0-0	0 2 2	1 0 0	0	0	0	0	0 6	
22 Robert Vaihola	14:38	6-7	0-0	3-4	5 3 8	4 3 15	2	2	2	1	0 4	
1 Garrett Anderson	02:03	0-0	0-0	0-0	0 0 0	0 0 0	0	0	0	0	0 -2	
2 Max Allen	05:35	0-0	0-0	2-2	1 1 2	3 2 0	0	0	0	0	0 1	
Team					1 0 1		0					
Totals		25-54	6-19	11-14	10 27 37	23 18 67	10	13	4	3 5 2		

Technical Fouls: NONE

Shooting By Period
1 st FG% 12-24 50.0%
3PT% 3-10 30.0%
FT% 4-6 66.7%
2 nd FG% 13-30 43.3%
3PT% 3-9 33.3%
FT% 7-8 87.5%
GM FG% 25-54 46.3%
3PT% 6-19 31.6%
FT% 11-14 78.6%

Dead Ball Rebounds: 3, 0

Ball St. - 65

Record: 4-3

NO. Name	Min	FG M-A	3P M-A	FT M-A	Rebounds OR DR TOT	Fouls PF FD	TP	AS	TO	ST	Blocks BS BA	+/-
5 Payton Sparks	C 33:26	6-10	0-0	2-5	8 2 10	2 9 14	3	2	1	1	1 8	
0 Jarron Coleman	G 32:09	3-12	1-5	4-4	0 3 3	4 3 11	2	2	1	1	0 2	
1 Demarius Jacobs	G 35:36	4-10	1-2	5-7	0 4 4	4 3 14	0	1	1	2	2 -2	
12 Jaylin Sellers	G 29:29	1-3	0-1	4-4	1 0 1	3 2 6	0	0	0	0	0 -4	
24 Jalen Windham	G 23:38	5-11	2-5	2-2	0 1 1	3 2 14	1	1	0	0	0 2	
3 Mickey Pearson	15:39	1-4	0-1	1-2	0 1 1	1 2 3	1	0	0	1	0 -8	
11 Basheer Jihad	12:28	0-1	0-1	3-4	0 0 0	0 2 3	0	1	1	0	0 -8	
2 Luke Bumbalough	15:24	0-1	0-1	0-0	1 1 2	0 0 0	0	0	0	0	0 -2	
23 Kaiem Cleary	02:11	0-1	0-1	0-0	0 0 0	1 0 0	0	0	0	0	0 2	
Team					0 5 5		0					
Totals		20-53	4-17	21-28	10 17 27	18 23 65	7	7	4	5 3 2		

Technical Fouls: NONE

Shooting By Period
1 st FG% 8-29 27.6%
3PT% 1-9 11.1%
FT% 7-12 58.3%
2 nd FG% 12-24 50.0%
3PT% 3-8 37.5%
FT% 14-16 87.5%
GM FG% 20-53 37.7%
3PT% 4-17 23.5%
FT% 21-28 75.0%

Dead Ball Rebounds: 3, 2

	SJS	BAL
Biggest lead	9 (2 nd 18:59)	3 (2 nd 3:15)
Best Scoring Run	7(2 nd 10:20)	7(2 nd 16:43)
Lead Changes	13	
Times Tied	7	
Time with Lead	28:55	08:06

2022-23 San Jose State Men's Basketball

29-29-29-29



Official Basketball Box Score - Final
San Jose St. at Arkansas
12/03/22 Bud Walton Arena, Fayetteville, Ark.
2022-23 Men's Basketball

Game Time: 3:00 PM
Game Duration: 1:45
Attendance: 19,200

Officials: Bart Lennox, Jason Baker, Vladimir Toyard-Tadai

San Jose St. - 58

Record: 6-3

NO. Name	Min	FG M-A	3P M-A	FT M-A	Rebounds OR DR TOT	Fouls PF FD	TP	AS	TO	ST	Blocks BS BA	+/-
12 Sage Tolbert	F 28:53	5-8	1-2	1-2	5 6 11	3 1	12	0	2	1	0 0	-19
15 Trey Anderson	F 26:10	1-5	0-2	0-0	2 2 4	1 1	2	0	1	1	0 0	-31
5 Ibrahim Diallo	C 16:46	5-9	0-0	0-1	2 2 4	4 1	10	0	1	0	2 1	-4
10 Omari Moore	G 28:36	8-14	3-6	2-2	0 0 0	2 3	21	4	4	4	0 1	-31
13 Alvaro Cardenas	G 32:13	3-7	2-3	1-2	0 0 1	2 1	9	2	3	0	0 0	-20
22 Robert Vaihola	G 15:58	0-2	0-0	0-0	0 1 1	2 1	0	0	3	0	0 1	-18
31 Tibet Gorener	18:16	1-4	0-2	0-2	1 3 4	2 1	2	0	0	0	0 1	-20
0 Myron Amey, Jr.	09:05	0-4	0-2	0-0	1 0 1	2 1	0	2	2	0	0 1	-9
1 Garrett Anderson	04:47	0-1	0-1	0-0	0 0 0	0 0	1	0	0	0	0 0	-11
11 JT Elder	06:06	0-2	0-1	2-2	0 1 1	1 1	2	0	0	0	0 0	-12
20 Kellen King	04:08	0-1	0-0	0-0	0 0 0	0 0	0	0	0	0	0 0	-8
33 Kevin Simeth	04:19	0-0	0-0	0-0	0 0 0	0 0	0	0	1	0	1 0	-11
4 Leo Torbor	02:51	0-0	0-0	0-0	0 0 0	0 0	0	0	0	0	0 0	-7
25 Rylen Perry	01:52	0-0	0-0	0-0	0 0 0	0 0	0	0	1	0	0 0	-4
Team					2 2 4		0					
Totals		23-57	6-19	6-11	11 18 29	19 12	58	8	18	6	3 5	-41

Technical Fouls: NONE

Arkansas - 99

Record: 7-1

NO. Name	Min	FG M-A	3P M-A	FT M-A	Rebounds OR DR TOT	Fouls PF FD	TP	AS	TO	ST	Blocks BS BA	+/-
13 Jordan Walsh	F 17:00	3-5	0-0	0-0	1 2 3	0 0	6	0	0	1	1 1	20
15 Makhi Mitchell	F 11:30	4-6	0-0	0-1	2 2 4	1 1	8	0	1	1	1 0	-6
0 Anthony Black	G 32:10	3-5	1-1	1-1	1 3 4	2 2	8	6	2	0	0 0	22
1 Ricky Council IV	G 26:44	5-6	1-1	6-6	0 3 3	1 5	17	1	3	3	0 0	31
3 Nick Smith Jr.	G 24:10	6-14	3-5	1-2	0 0 1	1 1	2	16	5	0	0 0	12
2 Trevon Brazile	29:43	8-9	1-2	6-8	0 5 5	2 6	23	2	2	1	2 0	31
4 Davonte Davis	22:25	0-2	0-1	0-0	0 1 1	2 0	0	3	0	0	1 0	23
20 Kamani Johnson	03:20	0-0	0-0	0-0	0 0 0	0 0	0	0	0	1	0 0	4
22 Makhel Mitchell	00:45	0-1	0-0	0-0	1 0 1	0 0	0	0	0	0	0 1	0
11 Jalen Graham	11:39	4-5	0-0	3-3	1 5 6	0 3	11	1	2	1	0 0	23
23 Derrian Ford	07:15	1-1	0-0	0-0	0 0 0	0 0	2	3	0	0	0 0	15
5 Joseph Pinion	05:16	2-3	1-1	0-0	0 1 1	2 1	0	5	0	0	0 0	11
12 Barry Dunning Jr.	04:19	0-0	0-0	0-0	0 1 1	1 0	0	0	1	0	0 0	11
21 Cade Arbogast	01:52	1-2	1-2	0-0	0 0 0	0 0	3	0	0	0	0 0	4
45 Lawson Blake	01:52	0-0	0-0	0-0	0 0 0	0 0	0	1	0	0	0 0	4
Team					0 2 2		0					
Totals		37-59	8-13	17-21	7 26 33	12 19	99	22	11	8	5 3	41

Technical Fouls: NONE

	SJSU	ARK
Biggest lead	4 (1 st 4:24)	41 (2 nd 0:20)
Best Scoring Run	7 (1 st 8:21)	11 (2 nd 2:06)
Lead Changes	12	
Times Tied	4	
Time with Lead	03:01	32:34

Points from Turnovers	SJSU	ARK
Paint	30	52
Second Chance	10	6
Fast Breaks	2	23
Bench	4	44

Period by Period Scoring	1st	2nd	TOT
SJSU	35	23	58
ARK	40	59	99



Official Basketball Box Score - Final
San Jose St. at Santa Clara
12/10/22 Levey Center, Santa Clara
2022-23 Men's Basketball

Game Time: 2:00 PM
Game Duration: 1:38
Attendance: 1,225

Officials: John Higgins, Shawn Lehigh, Casey McClellan

San Jose St. - 75

Record: 8-3

NO. Name	Min	FG M-A	3P M-A	FT M-A	Rebounds OR DR TOT	Fouls PF FD	TP	AS	TO	ST	Blocks BS BA	+/-
15 Trey Anderson	F 30:15	2-5	2-5	0-0	0 0 0	3 1	6	1	0	0	0 0	5
23 Sage Tolbert	F 34:44	7-11	4-4	0-0	2 10 12	1 0	18	1	0	1	0 0	9
5 Ibrahim Diallo	C 21:43	2-4	0-0	3-4	3 7 10	4 3	7	3	3	0	2 0	23
10 Omari Moore	G 40:00	8-17	3-8	5-7	0 2 2	1 5	24	7	3	1	0 1	11
13 Alvaro Cardenas	G 26:16	0-5	0-3	4-4	0 0 1	1 2	4	2	0	0	0 0	9
22 Robert Vaihola	18:17	3-6	0-0	0-0	3 4 7	0 0	6	1	1	0	1 1	-12
0 Myron Amey, Jr.	13:44	2-4	0-0	4-5	0 1 1	0 3	8	0	0	0	0 0	2
31 Tibet Gorener	09:31	0-3	0-1	0-0	0 0 0	1 0	0	0	0	1	0 0	1
1 Garrett Anderson	05:30	1-1	0-0	0-0	0 0 0	0 0	2	0	0	0	0 0	7
Team					0 3 3		0		1			
Totals		25-56	9-21	16-20	8 31 39	11 14	75	15	8	3	4 1	11

Technical Fouls: NONE

Santa Clara - 64

Record: 8-3

NO. Name	Min	FG M-A	3P M-A	FT M-A	Rebounds OR DR TOT	Fouls PF FD	TP	AS	TO	ST	Blocks BS BA	+/-
14 Keshawn Justice	F 35:34	9-16	5-10	2-2	1 4 5	3 1	25	2	0	0	0 0	-13
23 Parker Braun	F 30:59	2-7	0-2	0-0	1 5 6	1 1	4	1	2	0	0 0	-13
12 Jaden Bediako	C 28:49	1-6	0-0	0-2	2 3 5	1 1	2	2	0	0	0 1	-2
1 Carlos Stewart	G 35:16	6-15	3-4	0-0	0 6 6	1 3	19	2	0	0	2 0	-3
22 Brandin Podziemski	G 38:41	5-12	2-6	0-0	3 2 5	4 4	12	5	3	1	0 0	-10
13 Christoph Tilly	02:18	0-0	0-0	0-0	0 0 0	0 0	0	0	0	0	0 0	-2
15 Jacob Holt	15:49	1-4	0-1	0-0	2 0 2	2 1	2	1	0	1	0 1	-2
0 Brenton Knapper	05:23	0-0	0-0	0-0	0 1 1	1 0	0	0	0	1	0 0	-10
3 Kosy Akametu	07:11	0-4	0-2	0-0	0 1 1	1 0	0	0	0	0	0 1	0
Team					1 2 3		0		1			
Totals		24-64	10-25	6-9	10 24 34	14 11	64	13	7	2	1 4	-11

Technical Fouls: NONE

	SJS	SCU
Biggest lead	12 (2 nd 0:50)	10 (1 st 10:51)
Best Scoring Run	12 (2 nd 1:39)	8 (1 st 15:13)
Lead Changes	4	
Times Tied	5	
Time with Lead	05:36	30:30

Points from Turnovers	SJS	SCU
Paint	30	24
Second Chance	7	17
Fast Breaks	9	3
Bench	16	2

Period by Period Scoring	1st	2nd	TOT
SJS	29	46	75
SCU	37	27	64



Official Basketball Box Score - Final
CSU Bakersfield at San Jose St.
12/06/22 Provident Credit Union Event Center, San Jose
2022-23 Men's Basketball

Game Time: 7:00 PM
Game Duration: 1:45
Attendance: 1,546

Officials: David Hall, Lewis Garrison, Amy Bonner

CSU Bakersfield - 48

Record: 4-5

NO. Name	Min	FG M-A	3P M-A	FT M-A	Rebounds OR DR TOT	Fouls PF FD	TP	AS	TO	ST	Blocks BS BA	+/-
2 Travis Henson	F 28:11	3-5	2-4	0-0	0 1 1	3 0	8	0	1	1	0 0	-6
4 Antavious Collum	F 30:39	4-12	0-0	2-4	1 3 4	2 2	10	2	0	0	1 1	-6
22 Cameron Smith	F 19:37	1-4	0-1	0-1	2 1 3	4 2	2	1	0	0	0 1	-7
1 Kaleb Higgins	G 28:08	4-11	1-5	2-2	0 1 1	2 3	11	3	1	2	0 3	-5
10 Marvin McGhee III	G 18:59	2-5	1-1	0-0	0 0 0	1 0	5	0	0	0	0 0	-5
0 Cedqvious Hunter	04:20	0-2	0-1	0-0	0 0 0	0 0	0	0	0	0	0 0	1
23 Ivan Reynolds	19:24	2-7	0-0	0-2	3 0 3	1 1	4	0	1	1	0 0	-3
55 Modestas Kancleris	23:57	3-8	0-3	0-1	2 3 5	2 2	6	1	0	2	2 0	-12
5 Naseem Gaskin	17:37	0-0	0-0	0-0	0 3 3	2 1	0	1	1	0	0 0	-10
21 Ugnius Jarusevicius	07:44	1-3	0-0	0-0	0 1 1	2 1	2	0	0	0	0 0	3
11 Kaseem Watson	01:24	0-0	0-0	0-0	0 0 0	0 0	0	0	0	0	0 0	0
Team					1 3 4		0		1			
Totals		20-57	4-15	4-10	9 16 25	19 12	48	8	5	6	3 5	-10

Technical Fouls: NONE

San Jose St. - 58

Record: 7-3

NO. Name	Min	FG M-A	3P M-A	FT M-A	Rebounds OR DR TOT	Fouls PF FD	TP	AS	TO	ST	Blocks BS BA	+/-
15 Trey Anderson	F 25:00	2-4	0-1	4-4	1 2 3	4 3	8	0	1	0	0 0	8
23 Sage Tolbert	F 33:47	3-4	0-1	3-7	1 8 9	2 5	9	1	4	1	0 0	8
5 Ibrahim Diallo	C 26:01	2-6	0-0	5-6	5 6 11	1 5	9	0	0	0	2 1	8
10 Omari Moore	G 37:13	2-6	0-2	3-4	0 6 6	0 2	7	5	3	1	3 0	16
13 Alvaro Cardenas	G 29:41	3-14	0-6	4-4	1 5 6	3 2	10	3	1	0	0 1	13
0 Myron Amey, Jr.	10:19	0-2	0-1	0-0	0 0 0	1 0	0	0	2	0	0 0	-3
22 Robert Vaihola	13:42	2-4	0-0	2-3	4 2 6	1 2	6	0	1	0	0 0	1
31 Tibet Gorener	21:30	2-6	2-6	0-0	1 3 4	0 0	6	0	0	0	0 0	3
1 Garrett Anderson	02:47	1-2	1-2	0-0	0 0 0	0 0	3	0	0	0	0 0	-6
Team					4 0 4		0		1			
Totals		17-48	3-19	21-28	17 32 49	12 19	58	9	13	2	5 3	10

Technical Fouls: NONE

	CSUB	SJSU
Biggest lead	8 (1 st 11:11)	10 (2 nd 0:35)
Best Scoring Run	6 (1 st 11:11)	7 (2 nd 14:48)
Lead Changes	1	
Times Tied	2	
Time with Lead	18:35	19:17

Points from Turnovers	CSUB	SJSU
Paint	22	24
Second Chance	8	18
Fast Breaks	2	5
Bench	12	15

Period by Period Scoring	1st	2nd	TOT
CSUB	25	23	48
SJSU	25	33	58



Official Basketball Box Score - Final
San Jose St. at Pacific
12/17/22 Alex G. Spornos Center, Stockton
2022-23 Men's Basketball</

2022-23 San José State Men's Basketball

30-30-30-30



Official Basketball Box Score - Final
Cal Poly at San Jose St.
12/20/22 Provident Credit Union Event Center, San Jose, CA
2022-23 Men's Basketball

Game Time: 7:00 PM
Game Duration: 1:42
Attendance: 1,233

Officials: John Higgins, D.G. Nelson, Dan Church

Cal Poly - 43

Record: 5-6

No.	Name	Min	FG M-A	3P M-A	FT M-A	Rebounds OR DR TOT	Fouls PF FD	TP	AS	TO	ST	Blocks BS BA	+/-
4	Brantly Stevenson	F 18:21	0-3	0-2	0-0	0 3 3	4 0 0	1	1	1	0	0	2
15	Alimamy Koroma	F 27:21	1-4	0-1	2-2	1 4 5	0 2 4	0	0	0	0	0	-16
1	Camren Pierce	G 23:04	1-5	0-0	1-1	0 3 3	1 1 3	2	4	0	0	2	-11
2	Trevon Taylor	F 21:52	3-11	0-4	3-3	1 2 3	2 2 9	1	1	0	0	1	-13
31	Chance Hunter	G 29:57	2-11	0-6	1-2	1 2 3	1 2 5	0	1	0	0	2	-24
5	Julien Franklin	25:07	1-3	1-3	3-4	1 2 3	2 3 6	1	0	1	1	0	-11
12	Nick Fleming	21:38	1-3	0-2	0-0	1 2 3	4 1 2	3	0	0	0	0	-18
23	Bryan Penn-Johnson	12:37	2-2	0-0	1-1	1 2 3	1 1 5	0	2	0	0	0	-12
11	Aidan Prukop	12:40	3-7	1-4	0-0	0 1 1	1 0 7	0	1	0	0	0	-5
0	Hayden Jory	03:33	0-3	0-1	2-2	1 1 2	0 2 2	0	0	1	0	1	-2
21	Cole Haller	02:30	0-0	0-0	0-0	0 0 0	1 0 0	0	0	0	0	0	0
13	Nick Carlson	01:20	0-0	0-0	0-0	0 0 0	0 0 0	0	0	0	0	0	0
Team							2 2 4				0	2	
Totals			14:52	2-23	13-15	9 24	33 18 14	43 8	12	3	1	6	-22

Technical Fouls:Coach 2nd:56

San Jose St. - 65

Record: 9-4

NO.	Name	Min	FG M-A	3P M-A	FT M-A	Rebounds OR DR TOT	Fouls PF FD	TP	AS	TO	ST	Blocks BS BA	+/-
15	Trey Anderson	F 17:06	0-4	0-1	0-0	1 0 1	3 0 0	0	3	0	0	0	4
23	Sage Tolbert	F 25:37	2-3	1-2	1-2	1 2 3	1 1 6	3	1	1	2	0	17
5	Ibrahim Diallo	C 19:42	4-5	0-0	1-1	0 8 8	2 1 9	0	2	2	3	0	12
10	Omari Moore	G 26:58	5-11	3-4	2-2	1 2 3	1 4 15	3	0	0	0	1	14
13	Alvaro Cardenas	G 29:38	3-6	0-2	2-3	0 3 3	2 4 8	3	2	2	1	0	18
31	Tibet Gorener	16:41	1-4	0-2	0-1	1 1 2	0 1 2	1	0	0	0	0	11
22	Robert Vaihola	17:48	2-4	0-0	2-4	4 4 8	1 3 6	2	0	0	0	0	10
0	Myron Amey, Jr.	23:27	4-10	0-4	2-2	0 2 2	0 1 10	1	0	2	0	0	21
11	JT Elder	09:04	2-3	0-0	0-0	0 0 0	0 0 4	1	1	0	0	0	1
1	Garrett Anderson	03:33	2-3	0-1	0-0	0 0 0	0 2 0	4	0	1	0	0	2
4	Leo Torbor	02:56	0-0	0-0	0-0	0 0 0	0 0 0	0	1	0	0	0	0
20	Kellen King	02:30	0-0	0-0	1-2	0 2 2	1 1 1	1	1	0	0	1	0
21	Nico D'Augusta	02:30	0-0	0-0	0-0	0 0 0	1 0 0	0	0	1	0	0	0
33	Kevin Simeth	02:30	0-0	0-0	0-2	0 1 1	0 1 0	0	0	0	0	0	0
Team						1 3 4		0		0			
Totals		25:53	4-16	11-19	9 28	37 14 17	65 18	8	6	6	1	22	

Technical Fouls:NONE

	CP	SJSU
Biggest lead	5 (1 st 12:18)	24 (2 nd 2:26)
Best Scoring Run	5 (1 st 16:10)	12 (2 nd 12:00)
Lead Changes	6	
Times Tied	2	
Time with Lead	08:10	28:27

Points from Turnovers	CP	SJSU
Paint	20	40
Second Chance	10	8
Fast Breaks	8	9
Bench	22	27

Period by Period Scoring	1st	2nd	TOT
CP	22	21	43
SJSU	34	31	65



Official Basketball Box Score - Final
San Jose State at Colorado State
12/31/22 Moby Arena, Fort Collins, CO
2022-23 Men's Basketball

Game Time: 2:00 PM
Game Duration: 1:52
Attendance: 4,268

Officials: Winston Sith, Doran Gotschall, Wilson Holand

San Jose State - 78

Record: 11-4 (2-0)

NO.	Name	Min	FG M-A	3P M-A	FT M-A	Rebounds OR DR TOT	Fouls PF FD	TP	AS	TO	ST	Blocks BS BA	+/-
15	Trey Anderson	F 24:16	0-2	0-2	1-2	0 3 3	4 1 1	1	0	2	0	0	1
23	Sage Tolbert	F 30:15	5-9	1-3	0-0	2 11 13	2 1 11	1	1	1	0	0	5
5	Ibrahim Diallo	C 17:34	1-2	0-0	0-0	1 3 4	1 0 2	0	2	0	1	0	2
10	Omari Moore	G 36:54	9-15	5-8	6-6	1 5 6	2 6 29	5	2	0	1	0	11
13	Alvaro Cardenas	G 30:01	3-10	2-3	4-7	0 1 1	3 4 12	2	1	0	0	0	7
22	Robert Vaihola	22:26	3-5	0-0	1-1	4 5 9	0 3 7	0	1	0	3	2	6
31	Tibet Gorener	16:41	4-9	4-7	0-0	0 1 1	2 2 0	12	0	0	0	2	13
1	Garrett Anderson	08:43	0-3	0-2	0-0	0 0 0	1 0 0	0	1	0	0	0	-6
11	JT Elder	05:29	1-2	1-2	1-2	0 0 0	1 1 4	1	1	1	0	0	2
4	Leo Torbor	07:41	0-0	0-0	0-0	0 1 1	2 0 0	0	0	0	0	0	9
Team						2 0 2		0	1				
Totals			26:57	13:27	13:18	11 31 42	17 16 78	10	11	0	8	4	8

Technical Fouls:NONE

Colorado State - 70

Record: 9-7 (0-2)

NO.	Name	Min	FG M-A	3P M-A	FT M-A	Rebounds OR DR TOT	Fouls PF FD	TP	AS	TO	ST	Blocks BS BA	+/-
10	James Moors	F 22:19	2-3	0-0	0-0	0 3 3	0 0 4	0	0	0	0	2	-11
12	Patrick Cartier	F 23:18	5-9	0-1	2-2	0 2 2	2 3 12	2	0	0	0	1	9
1	John Tonje	G 34:36	3-13	2-6	2-2	0 4 4	1 2 10	3	0	2	0	0	-9
4	Isaiah Stevens	G 37:29	7-16	2-6	8-10	0 4 4	2 8 24	10	0	0	0	2	-3
20	Joe Palmer	G 09:47	1-3	0-2	0-0	1 0 1	0 1 2	0	0	0	0	0	-9
23	Isaiah Rivera	31:42	3-10	2-6	2-2	0 2 2	3 2 10	3	0	2	2	1	-14
2	Tavontae Jackson	14:09	1-1	0-0	0-0	1 2 3	5 0 2	1	1	1	0	0	-2
32	Kyle Evans	10:54	1-2	0-0	0-0	0 5 5	0 0 2	0	0	0	0	0	1
5	Baylor Hebb	15:46	1-3	1-2	1-2	1 0 1	3 1 4	1	1	0	0	1	-4
Team						1 1 2		0	0				
Totals			24-60	7-23	15-18	4 23 27	16 17 70	20	2	5	4	8	-8

Technical Fouls:NONE

	SJSU	CSU
Biggest lead	11 (2 nd 0:51)	14 (1 st 7:41)
Best Scoring Run	10 (2 nd 3:33)	8 (1 st 13:13)
Lead Changes	7	
Times Tied	2	
Time with Lead	10:41	27:09

Points from Turnovers	SJSU	CSU
Paint	22	28
Second Chance	9	3
Fast Breaks	3	10
Bench	23	18

Period by Period Scoring	1st	2nd	TOT
SJSU	33	45	78
CSU	36	34	70



Official Basketball Box Score - Final
UNLV at San Jose St.
12/28/22 Provident Credit Union Event Center, San Jose, CA
2022-23 Men's Basketball

Game Time: 7:00 PM
Game Duration: 2:02
Attendance: 2,224

Officials: Michael Irving, Mike Scyphers, Kelly Pfeifer

UNLV - 72

Record: 11-2 (0-1)

NO.	Name	Min	FG		3P		FT		Reb		Fouls		TP	AS	TO	ST	Blocks		+/-	Shooting By Period																																																																																																																																																																																																																																																																																																																																																																																																																																																																																																																																																																																																																																																																																																																																																																																																																																																																																																																																																																																																																																															
			M	A	M	A	M	A	OR	DR	OT	PF					FD	BS		BA	1st	FG%	12-31	38.7%																																																																																																																																																																																																																																																																																																																																																																																																																																																																																																																																																																																																																																																																																																																																																																																																																																																																																																																																																																																																																																											
12	David Muoka	C	19:17	3-3	0-0	1-2	1	0	1	1	7	1	0	0	2	0	4		3PT%	3-11	27.3%																																																																																																																																																																																																																																																																																																																																																																																																																																																																																																																																																																																																																																																																																																																																																																																																																																																																																																																																																																																																																																														
2	Justin Webster	G	28:50	4-7	3-4	0-0	1	2	3	2	11	0	0	0	0	1	-4		FT%	3-6	50%																																																																																																																																																																																																																																																																																																																																																																																																																																																																																																																																																																																																																																																																																																																																																																																																																																																																																																																																																																																																																																														
5	Jordan McCabe	G	24:45	3-7	1-3	1-2	1	4	5	0	1	8	3	0	0	0	1	8	2nd FG%	14-26	53.8%																																																																																																																																																																																																																																																																																																																																																																																																																																																																																																																																																																																																																																																																																																																																																																																																																																																																																																																																																																																																																																														
15	Luis Rodriguez	G	36:10	2-5	1-2	0-0	1	7	8	5	1	5	1	1	1	0	0	1	3PT%	3-7	42.9%																																																																																																																																																																																																																																																																																																																																																																																																																																																																																																																																																																																																																																																																																																																																																																																																																																																																																																																																																																																																																																														
55	Elijah Harkless	G	35:44	9-22	1-7	1-1	0	4	4	4	3	20	2	4	2	0	1	-3	FT%	4-5	80%																																																																																																																																																																																																																																																																																																																																																																																																																																																																																																																																																																																																																																																																																																																																																																																																																																																																																																																																																																																																																																														
0	Victor Iwuakor		25:43	2-2	0-0	3-4	2	3	5	3	2	7	0	0	0	0	0	-7	OTFG%	3-9	33.3%																																																																																																																																																																																																																																																																																																																																																																																																																																																																																																																																																																																																																																																																																																																																																																																																																																																																																																																																																																																																																																														
10	Keshon Gilbert		35:48	3-13	0-3	0-0	1	5	6	3	3	6	3	0	2	0	1	-4	3PT%	1-4	25.0%																																																																																																																																																																																																																																																																																																																																																																																																																																																																																																																																																																																																																																																																																																																																																																																																																																																																																																																																																																																																																																														
24	Jackie Johnson III		18:43	3-7	1-3	1-2	0	1	1	2	1	8	1	1	0	0	1	-10	FT%	0-0	0%																																																																																																																																																																																																																																																																																																																																																																																																																																																																																																																																																																																																																																																																																																																																																																																																																																																																																																																																																																																																																																														
Team							1	1	2			0	1						GMFG%	29-66	43.9%																																																																																																																																																																																																																																																																																																																																																																																																																																																																																																																																																																																																																																																																																																																																																																																																																																																																																																																																																																																																																																														
Totals				29:66	7-22	7-11	8	27	35	20	13	72	11	7	5	2	5	-3		3PT%	7-22	31.8%																																																																																																																																																																																																																																																																																																																																																																																																																																																																																																																																																																																																																																																																																																																																																																																																																																																																																																																																																																																																																																													
																			Technical Fouls/Harkless: 1st/12-45																																																																																																																																																																																																																																																																																																																																																																																																																																																																																																																																																																																																																																																																																																																																																																																																																																																																																																																																																																																																																																																</

Technical Fouls:Harkless 1st:24:5

Dead Ball Rebounds: 0,0

San Jose St. - 75

Record: 10-4 (1-0)

NO.	Name		Min	FG M-A	3P M-A	FT M-A	Rebounds		Fouls		TP	AS	TO	ST	Blocks		+/-	Shooting By Period				
							OR	DR	PF	FD					BS	BA		1st	FG%	15-31	48-4%	
15	Trey Anderson	F	31:05	3-9	3-7	0-1	1	3	4	2	0	9	1	2	0	0	1	8	3PT%	5-16	31.3%	
23	Sage Tolbert	F	23:14	2-5	1-3	4-6	4	2	6	4	3	9	0	2	0	0	1	-11	FT%	6-10	60.0%	
5	Ibrahim Diallo	C	10:44	0-0	0-0	2-2	2	4	6	2	3	2	0	2	0	0	0	-2	2nd	FG%	6-25	24.0%
10	Omari Moore	G	41:33	4-14	0-6	7-9	0	2	2	1	7	15	7	3	1	0	0	1	3PT%	2-15	13.3%	
13	Alvaro Cardenas	G	30:50	3-9	0-4	1-2	1	2	3	0	2	7	1	2	1	0	0	-2	FT%	10-14	71.4%	
22	Robert Vaihola		34:16	4-5	0-0	1-2	5	8	13	0	2	9	1	0	1	2	0	5	OTFG%	2-5	40.0%	
31	Tibet Gorener		22:34	3-9	3-7	2-3	1	4	5	1	1	11	0	0	0	0	0	-10	3PT%	1-1	100.0%	
0	Myron Amey, Jr.		06:17	2-4	1-3	0-0	0	0	0	0	0	5	0	0	0	0	0	1	FT%	5-6	83.3%	
1	Garrett Anderson		19:16	1-4	0-1	4-5	0	3	3	0	3	6	1	0	2	1	0	11	GM FG%	23-61	37.7%	
11	JT Elder		05:11	1-2	0-0	0-0	0	0	0	0	2	0	0	0	0	0	0	14	3PT%	8-32	25.0%	
	Team						2	5	7		0	0	2						FT%	21-30	70.0%	
Totals				23-61	8-32	21-30	16	33	49	13	20	75	12	12	6	5	2	3	Dead Ball Rebounds: 4, 0			

Technical Fouls:NONE

	UNLV	SJSU
Biggest lead	3 (1 st 15:33)	13 (2 nd 18:44)
Best Scoring Run	13 (2 nd 7:13)	14 (1 st 2:04)
Lead Changes	13	
Times Tied	10	
Time with Lead	13:57	20:45

Points from Turnovers	UNLV	SJSU
Paint	36	30
Second Chance	10	12
Fast Breaks	5	10
Bench	21	33

Period by Period Scoring	1st	2nd	TOT
UNLV	30	35	7 72
SJSU	41	24	10 75



Official Basketball Box Score - Final
San Jose St. at Boise St.
01/03/23 ExtraMile Arena, Boise
2022-23 Men's Basketball

Game Time: 7:00 PM
Game Duration: 1:41
Attendance: 8,113

Officials: Tony Padilla, Mike Reed, Kelly Pfeifer

San Jose St. - 64

Record: 11-5 (2-1)

NO.	Name	Min	FG M-A	3P M-A	FT M-A	Rebounds OR DR TOT	Fouls PF FD	TP	AS	TO	ST	Blocks BS BA	+/-
15	Trey Anderson	F 18:03	0-4	0-3	2-2	1 0 1	3 1 2	0	1	0	0	0	-2

2022-23 San José State Men's Basketball

31-31-31-31



Official Basketball Box Score - Final
Nevada at San Jose St.
01/10/23 Provider Credit Union Event Center, San Jose, CA
2022-23 Men's Basketball

Game Time: 1:00 PM
Game Duration: 1:40
Attendance: 2,871

Officials: Kevin Brit, Chad Shepherd, Tom Nally

Nevada - 67			Record: 14-3 (4-0)																									
NO.	Name	Min	FG	3P	FT	Rebounds	Fouls	TP	AS	TO	ST	Blocks	BS	BA	4/4	Shooting By Period												
5	Darrion Williams	F 30:48	3-8	2-5	1-2	2	8	10	2	1	9	4	2	2	0	26	1 st FG%	11-36	30.6%									
14	Tre Coleman	F 28:46	0-2	0-1	0-0	2	1	3	1	0	1	1	1	0	1	0	FT%	5-18	27.8%									
50	Will Baker	F C 12:51	4-9	0-1	0-1	0	2	2	3	2	8	1	1	1	0	-9	FT%	5-7	71.4%									
2	Jarod Lucas	G 26:48	4-13	2-7	2-3	0	3	3	2	2	12	0	0	1	0	8	2 nd FG%	16-29	55.2%									
13	Kenan Blackshear	G 29:46	5-11	1-2	0-1	0	5	5	1	4	11	3	3	3	0	2	3PT%	3-7	42.9%									
11	Nick Davidson	27:09	6-12	2-5	1-1	7	2	9	3	2	15	0	1	1	0	0	FT%	0-2	0%									
20	Daniel Foster	18:16	2-2	0-0	0-0	0	2	2	1	3	4	2	2	2	0	0	GM FG%	27-65	41.5%									
1	Tyler Powell	06:27	1-5	1-3	0-0	1	1	2	0	0	3	1	0	0	0	0	3PT%	8-25	32.0%									
3	Trey Pettigrew	15:11	2-3	0-1	1-1	0	0	0	0	1	5	0	0	0	0	0	FT%	5-9	55.6%									
10	Snookey Wigington	01:59	0-0	0-0	0-0	0	1	1	1	0	0	0	0	0	0	0	Dead Ball Rebounds: 2											
34	John Flannigan	01:59	0-0	0-0	0-0	0	0	1	1	0	0	0	0	0	0	0												
Team			2 2 4 0 0 0 0 0 0 0 0 0 0 0 0 0																									
Totals			27-65	8-25	5-9	14	28	42	14	15	67	12	10	11	1	2	27											
Technical Fouls:NONE																												

San Jose St. - 40			Record: 11-6 (2-2)																									
NO.	Name	Min	FG M-A	3P M-A	FT M-A	Rebounds OR DR TOT	Fouls PF FD	TP	AS	TO	ST	Blocks BS BA	+/	Shooting By Period														
15	Trey Anderson	F 22:48	2-6	2-6	0-0	0 2 2	2 1	6	0	3	1	0	0	-10	1 st FG%	5-19	26.3%											
23	Sage Tolbert	F 22:26	1-3	1-2	0-0	0 4 4	2 0	3	1	4	1	0	0	-11	3PT%	3-12	25.0%											
5	Ibrahima Diallo	C 19:50	0-4	0-0	3-4	1 7 8	0 3	3	1	0	0	1	0	-10	FT%	2-2	100%											
10	Omari Moore	G 36:27	4-8	1-4	1-2	0 5 5	1 2	10	2	6	0	1	1	-24	2 nd FG%	10-26	38.5%											
13	Alvaro Cardenas	G 21:37	0-3	0-2	0-0	0 2 2	3 0	0	3	2	1	0	0	-6	3PT%	3-12	25.0%											
22	Robert Vaihola	18:11	3-4	0-0	0-0	0 2 2	2 2	6	0	3	0	0	0	-17	FT%	2-8	25.0%											
31	Tibet Gorener	17:37	1-6	1-6	0-0	0 0 0	1 3	2	1	0	0	0	0	-19	GM FG%	15-45	33.3%											
1	Garrett Anderson	20:11	3-8	1-3	0-0	1 1 2	2 0	7	0	0	2	0	0	-28	3PT%	6-24	25.0%											
4	Leo Torbor	12:57	1-1	0-0	0-4	0 1 1	2 3	2	1	1	0	0	0	-10	FT%	4-10	40.0%											
20	Kellen King	01:59	0-1	0-0	0-0	0 0 0	0 0	0	0	0	0	0	0	0	Dead Ball Rebounds: 3													
21	Nico D'Augusta	01:59	0-0	0-0	0-0	0 1 1	0 0	0	0	0	0	0	0	0														
25	Ryen Perry	01:59	0-1	0-1	0-0	0 0 0	0 0	0	0	0	0	0	0	0														
33	Kevin Simeth	01:59	0-0	0-0	0-0	0 0 0	0 0	0	0	0	0	0	0	0														
Team						3 1 4	0	0	0																			
Totals						15-45	6-24	4-10	5 26 31	15 14	40	10	20	5	2 1	-27	Technical Fouls:NONE											

	NEV	SJSU	Points from		NEV	SJSU	Period by Period Scoring			
Biggest lead	28 (2 nd 2:50)	9 (1 st 13:13)	Turnovers	19	6		1st	2nd	TOT	
Best Scoring Run	25 (1 st 0:06)	5 (1 st 18:32)	Paint	36	16					
Lead Changes	1		Second Chance	11	3	NEV	32	35	67	
Times Tied	1		Fast Breaks	5	4	SJSU	15	25	40	
Time with Lead	25:38	12:05	Bench	27	18					

2022-23 San Jose State Men's Basketball

32-32-32-32



Official Basketball Box Score - Final
Air Force at San Jose St.
01/24/23 Provident Credit Union Event Center, San Jose, CA
2022-23 Men's Basketball

Game Time: 7:00 PM
Game Duration: 1:38
Attendance: 3,371

Officials: Mike Reed, Tommy Nunez, Randy McCall

Record: 12-9 (3-5)																		
NO.	Name	Min	FG	3P	FT	Rebounds	Fouls	TP	AS	TO	ST	Blocks	BS	BA	+/	Shooting By Period		
			M-A	M-A	M-A	OR DR TOT	PF FD									1st	2nd	3rd
14	Beau Becker	F 15:53	1-6	1-5	2-2	2 2 4	2 1	5	0	0	0	0	1	-14		1st FG%	9-25	36.0%
3	Jake Heidbreder	G 29:18	4-7	1-2	0-0	0 1 1	0 0	9	0	0	0	0	0	-33		3PT%	4-16	25.0%
5	Ethan Taylor	G 21:52	2-6	0-4	2-2	0 1 1	1 1	6	2	1	0	0	0	-23		FT%	9-9	100%
24	Jeffrey Mills	G 23:54	1-4	1-3	0-0	0 1 1	1 0	3	0	1	0	1	0	-24		2nd FG%	10-24	41.7%
31	Rytis Petrulis	G 28:01	3-7	0-2	2-3	0 2 2	3 4	8	3	1	1	0	0	-22		3PT%	0-6	0.0%
15	Corbin Green	18:35	2-6	0-1	2-2	2 1 3	1 1	6	1	0	0	2	0	-19		FT%	1-2	50%
12	Kellan Boylan	01:00	0-0	0-0	0-0	0 0 0	0 0	0	0	0	0	0	0	0	0	GM FG%	19-49	38.8%
30	Camden Vander Zwaag	19:02	4-7	1-2	2-2	1 1 2	2 2	11	0	0	0	1	0	-7		3PT%	4-22	18.2%
42	Marcell McCreary	18:56	0-2	0-2	0-0	0 0 0	0 0	0	1	1	0	0	0	-19		FT%	10-11	90.9%
4	Carter Murphy	05:49	0-0	0-0	0-0	0 0 0	0 0	0	0	1	0	0	0	0	0	Dead Ball Rebounds: 1, 0		
22	Nik Jackson	05:32	0-1	0-0	0-0	0 2 2	0 0	0	2	0	0	1	0	2				
23	Jake Murphy	05:14	0-1	0-1	0-0	0 1 1	1 0	0	0	0	0	0	0	2				
11	Byron Brown	03:27	0-0	0-0	0-0	0 1 1	1 0	0	0	0	0	1	0	2				
13	Chase Beasley	03:27	2-2	0-0	0-0	0 0 0	0 4	0	1	0	0	0	0	2				
Team						0 3 3	0	0	1									
Totals			19-49	4-22	10-11	5 16 21	12 9	52	9	7	2	7	1	-30				

Technical Fouls: NONE

Record: 13-8 (4-4)																		
NO.	Name	Min	FG	3P	FT	Rebounds	Fouls	TP	AS	TO	ST	Blocks	BS	BA	+/	Shooting By Period		
			M-A	M-A	M-A	OR DR TOT	PF FD									1st	2nd	3rd
15	Trey Anderson	F 22:37	0-1	0-1	0-0	0 2 2	0 2	0	3	0	1	0	0	15		1st FG%	19-28	67.9%
23	Sage Tolbert	F 24:32	4-7	0-1	1-1	2 6 8	2 1	9	0	1	0	0	0	25		3PT%	2-6	33.3%
5	Ibrahima Diallo	C 09:07	3-3	0-0	0-0	0 1 1	3 0	6	1	0	0	1	0	-5		FT%	6-8	75%
10	Omari Moore	G 34:28	9-15	2-4	6-6	1 3 4	1 3	26	6	0	0	0	0	32		2nd FG%	15-31	48.4%
13	Alvaro Cardenas	G 34:28	5-10	2-4	0-0	0 0 1	1 1	12	1	1	0	0	1	32		3PT%	3-8	37.5%
22	Robert Vaihola	25:21	9-12	0-0	0-2	4 6 10	0 2	18	0	0	1	0	0	37		FT%	3-6	50%
31	Tibet Gorener	23:52	3-4	1-2	0-1	0 1 1	1 1	7	2	2	1	0	0	24		GM FG%	34-59	57.6%
1	Garrett Anderson	02:32	0-1	0-1	0-0	0 0 0	0 0	0	0	1	0	0	0	0	0	3PT%	5-14	35.7%
4	Leo Torbor	05:32	0-2	0-0	0-0	0 1 1	1 0	0	0	0	0	0	0	-2		FT%	9-14	64.3%
11	JT Elder	05:32	0-1	0-0	0-0	0 0 0	0 2	2	0	0	0	0	0	-1		Dead Ball Rebounds: 1, 0		
33	Kevin Simeth	02:32	0-0	0-0	0-0	0 1 1	0 0	0	0	0	0	0	0	0	0			
20	Kellen King	03:27	1-2	0-0	0-0	0 2 2	0 0	2	0	0	0	0	0	-2				
21	Nico D'Augusta	03:00	0-1	0-1	0-0	0 0 0	0 0	0	0	0	0	0	0	-2				
25	Ryen Perry	03:00	0-0	0-0	0-0	0 0 0	0 0	0	0	0	0	0	0	-2				
Team						4 2 6	0	0	0									
Totals			34-59	5-14	9-14	12 25 37	9 12	82	13	5	3	1	7	30				

Technical Fouls: NONE

		USAF	SJSU			Points from Turnovers	USAF	SJSU	Period by Period Scoring			
Biggest lead		6 (1st 16:40)	33 (2nd 2:41)	Paint		26	52	USAF				31 21 52
Best Scoring Run		6 (1st 18:03)	13 (2nd 12:28)	Second Chance		3	16	SJSU				46 36 82
Lead Changes		2		Fast Breaks		3	2					
Times Tied		1		Bench		21	29					
Time with Lead		05:03	33:54									



Official Basketball Box Score - Final
Wyoming at San Jose St.
02/04/23 Provident Credit Union Event Center, San Jose, CA
2022-23 Men's Basketball

Game Time: 7:00 PM
Game Duration: 1:46
Attendance: 2,609

Officials: Mike Littlewood, Roderick Dixon, Randy Heimerman

Record: 7-15 (2-8)																		
NO.	Name	Min	FG	3P	FT	Rebounds	Fouls	TP	AS	TO	ST	Blocks	BS	BA	+/	Shooting By Period		
			M-A	M-A	M-A	OR DR TOT	PF FD									1st	2nd	3rd
10	Hunter Thompson	F 20:54	0-2	0-2	0-0	0 1 1	2 0	0	2	3	0	0	0	-15		1st FG%	10-25	40.0%
15	Nate Barnhart	F 16:17	2-3	1-2	0-0	2 2 4	3 1	5	1	0	0	0	0	-12		3PT%	4-11	36.4%
25	Jeremiah Oden	F 25:44	4-6	2-4	2-4	2 2 4	1 3	12	1	0	1	1	1	-10		FT%	4-6	66.7%
21	Noah Reynolds	G 15:32	0-1	0-0	1-2	0 0 0	1 2	1	2	4	1	0	0	-16		2nd FG%	12-27	44.4%
10	Hunter Maldonado	G 38:08	13-19	2-2	6-6	1 3 4	0 5	34	3	3	1	1	1	-18		3PT%	3-11	27.3%
1	Brendan Wenzel	31:21	0-5	0-3	2-2	2 2 4	0 2	2	0	2	1	0	0	-8		FT%	9-10	90%
53	Xavier DuSelle	28:14	2-9	2-7	0-0	1 2 3	1 0	6	0	1	1	0	0	-3		GM FG%	22-52	42.3%
44	Caden Powell	13:24	1-2	0-0	2-2	0 1 1	3 2	4	0	1	0	0	0	-3		3PT%	7-22	31.8%
20	Ethan Anderson	05:36	0-1	0-0	0-0	0 0 0	0 0	0	0	1	0	0	0	-9		FT%	13-16	81.3%
13	Jake Kyman	02:25	0-2	0-2	0-0	0 0 0	0 0	0	0	1	0	0	0	-3		Dead Ball Rebounds: 2, 0		
23	Max Agbonkpolo	02:25	0-0	0-0	0-0	0 1 1	0 0	0	0	0	0	0	0	-3				
Team						4 1 5	0	0	1									
Totals			22-52	7-22	13-16	12 15 27	12 15	64	9	17	5	2	5	-20				

Technical Fouls: Team 1st 15:44 Coach 1st 15:44

Record: 14-9 (5-5)																		
NO.	Name	Min	FG	3P	FT	Rebounds	Fouls	TP	AS	TO	ST	Blocks	BS	BA	+/	Shooting By Period		
			M-A	M-A	M-A	OR DR TOT	PF FD									1st	2nd	3rd
15	Trey Anderson	F 35:51	4-7	2-4	0-0	0 1 1	3 3	10	2	2	1	1	1	27		1st FG%	14-24	58.3%
23	Sage Tolbert	F 37:57	5-8	1-2	3-4	2 3 5	2 3	14	1	1	3	0	0	26		3PT%	4-9	44.4%
5	Ibrahima Diallo	C 20:25	3-4	0-0	4-5	5 5 10	1 3	10	0	3	0	0	0	12		FT%	7-9	77.8%
10	Omari Moore	G 40:00	10-22	5-10	4-4	1 5 6	0 3	29	6	3	2	2	2	20		2nd FG%	16-29	55.2%
13	Alvaro Cardenas	G 40:00	5-9	3-6	0-0	0 1 1	2 1	13	4	2	2	0	1	20		3PT%	7-13	53.8%
1	Garrett Anderson	02:59	0-0	0-0	0-0	0 0 0	2 0	0	0	0	0	0	0	-4		GM FG%	30-53	56.6%
22	Robert Vaihola	19:35	3-3	0-0	2-2	1 2 3	4 1	8	0	1	0	1	0	8		3PT%	11-22	50.0%
11	JT Elder	03:13	0-0	0-0	0-0	0 0 0	1 0	0	0	1	0	0	0	-9		FT%	13-15	86.7%
Team						1 2 3	0	0	1							Dead Ball Rebounds: 0, 0		
Totals			30-53	11-22	13-15	10 19 29	15 11	84	13	14	8	5	2	20				

Technical Fouls: NONE

		WYO	SJS			Points from Turnovers	WYO	SJS	Period by Period Scoring			
Biggest lead		0 (1st 20:00)	24 (2nd 3:01)	Paint		28	36	WYO				38 36 64
Best Scoring Run		11 (1st 12:11)	10 (1st 15:44)	Second Chance		7	21	SJS				29 38 45 84
Lead Changes		0		Fast Breaks		3	10					
Times Tied		2		Bench		12	8					
Time with Lead		00:00	37:45									



Official Basketball Box Score - End of 2nd Period
San Jose State at San Diego State
01/28/23 Steve Fisher Court at Viejas Arena, San Diego
2022-23 Men's Basketball

Game Time: 6:05 PM
Game Duration: 1:55
Attendance: 12,414

Officials: Shawn Lehigh, Randy Richardson, James Ford

San Jose State - 51																				
NO.	Name	Min	FG	3P	FT	Rebounds	Fouls	TP	AS	TO	ST	Blocks	+/-	Shooting By Period						
			M-A	M-A	M-A	OR	DR	PF	FD			BS	BA	1st	FG%	5-24	20.8%			
15	Trey Anderson	F 17:53	2-6	2-2	2-2	1	2	2	1	8	1	0	0	1	-13	3PT%	1-10	10.0%		
23	Sage Tolbert	F 18:05	0-3	0-2	2-2	1	6	7	4	1	2	0	1	0	-19	FT%	3-6	50%		
5	Ibrahimia Diallo	C 28:15	0-1	0-0	2-3	2	4	6	3	2	1	1	0	1	-14	2nd	FG%	12-25	48.0%	
10	Omari Moore	G 35:56	1-10	2-5	3-4	2	5	7	0	11	3	2	0	1	-10	3PT%	3-9	33.3%		
13	Alvaro Cardenas	G 31:15	3-12	0-5	3-4	1	2	3	4	4	9	3	3	0	-17	FT%	10-12	83.3%		
3	Tibet Gornah	20:11	2-6	0-4	0-0	0	1	1	3	0	4	1	2	0	0	1	GM	FG%	17-49	34.7%
22	Robert Vahola	23:03	6-7	0-0	0-0	2	1	3	2	2	12	0	2	0	1	-9	3PT%	4-19	21.1%	
1	Garrett Anderson	08:38	0-2	0-0	0-1	0	0	0	0	2	0	0	0	1	1	-7	FT%	13-18	72.2%	
11	JT Elder	06:51	1-1	0-0	0-0	0	1	1	0	0	2	0	1	0	0	-10	Dead Ball Rebounds: 3, 1			
4	Leo Torbor	05:22	0-0	0-0	1-2	0	0	0	0	1	1	1	0	0	0	0	-6			
12	Kevin Simeth	01:46	0-0	0-0	0-0	1	0	1	0	0	0	0	0	0	0	0	2			
25	Ryen Perry	01:46	0-1	0-1	0-0	0	1	1	0	0	0	0	1	0	0	0	2			
20	Kellen King	00:59	0-0	0-0	0-0	0	0	0	0	0	0	0	0	0	0	0	3			
Team						1			3			4			0			0		
Totals			17-49	4-19	13-18	11	25	36	19	57	51	9	13	1	3	3	-21			

2022-23 San José State Men's Basketball

33-33-33-33



Official Basketball Box Score - Final
Utah St. at San Jose St.
02/11/23 Provo Credit Union Event Center, San Jose, CA
2022-23 Men's Basketball

Game Time: 7:00 PM
Game Duration: 1:53
Attendance: 2,399

Officials: Brad Ferrie, Eric Anderson, Rob Kruger

Utah St. - 64

Record: 19-7 (8-5)

NO. Name	Min	FG	3P	FT	Rebounds	Fouls	TP	AS	TO	ST	Blocks	+/-
		M-A	M-A	M-A	OR DR TOT	PF FD					BS BA	
23 Taylor Funk	F 29:52	2-8	0-0	0	2 2 2	3 2	4	0	0	1	0 1	4
32 Trevin Dorius	C 12:05	5-8	0-0	1-1	1 4 5	4 1	11	0	0	0	0 1	-6
2 Sean Bairstow	G 36:11	4-12	2-5	0-0	1 6 7	4 2	10	2	1	0	0 1	-1
3 Steven Ashworth	G 36:12	2-6	1-3	9-9	1 5 6	1 5	14	5	3	2	0 0	-4
11 Max Shulga	G 31:33	4-8	3-4	2-3	0 0 0	0 5	13	5	1	0	0 1	-10
5 RJ Eytile-Rock	19:21	0-1	0-0	0-0	0 0 0	0 0	2	0	1	1	0 0	1
24 Zee Hamoda	08:22	0-1	0-0	0-0	0 1 1	1 0	0	0	1	0	0 0	-10
30 Dan Akin	26:24	5-8	0-0	2-2	1 2 3	4 3	12	2	3	1	1 1	-1
Team					2 1 3		0					
Totals		22-52	6-18	14-15	6 21 27	19 18	64	15	10	4	1 5	-5

Technical Fouls: NONE

Shooting By Period	1st FG%	2nd FG%	3rd FG%	GM FG%
	12-23 52.2%	10-29 34.5%	3-13 23.1%	22-52 42.3%
	3PT% 3-5 60.0%	FT% 9-10 90%	3PT% 6-18 33.3%	FT% 14-15 93.3%

Dead Ball Rebounds: 1, 1

San Jose St. - 69

Record: 15-10 (6-6)

NO. Name	Min	FG	3P	FT	Rebounds	Fouls	TP	AS	TO	ST	Blocks	+/-
		M-A	M-A	M-A	OR DR TOT	PF FD					BS BA	
15 Trey Anderson	F 24:10	3-6	1-2	0-0	3 4 7	4 0	7	0	0	1	0 0	10
23 Sage Tolbert	F 32:18	3-7	0-0	4-7	2 3 5	3 4	10	0	2	0	1 0	1
5 Ibrahim Diallo	C 16:55	2-3	0-0	4-6	2 2 4	1 3	8	0	0	1	3 0	17
10 Omari Moore	G 37:20	9-21	1-5	8-9	0 1 1	1 5	27	4	1	2	0 0	6
13 Alvaro Cardenas	G 36:49	3-12	1-5	0-0	1 3 4	3 1	7	2	3	0	0 1	12
22 Robert Vaihola	23:05	2-3	0-0	0-1	5 3 8	1 5	4	2	0	0	0 1	-12
31 Tibet Gorener	23:32	2-5	1-4	1-2	1 1 2	1 1	6	0	2	0	1 0	-1
1 Garrett Anderson	05:51	0-1	0-0	0-0	0 2 2	1 0	0	0	0	0	0 0	-8
Team					0 3 3		0					
Totals		24-58	4-18	17-25	14 22 36	18 19	69	8	10	4	5 1	5

Technical Fouls: NONE

Shooting By Period	1st FG%	2nd FG%	3rd FG%	GM FG%
	12-31 38.7%	12-27 44.4%	1-7 14.3%	24-58 41.4%
	3PT% 3-11 27.3%	FT% 4-5 80%	3PT% 4-18 22.2%	FT% 17-25 68.0%

Dead Ball Rebounds: 6, 2

	USU	SJSU
Biggest lead	5 (2 nd 11:54)	11 (1 st 13:58)
Best Scoring Run	9 (1 st 7:37)	7 (1 st 13:58)
Lead Changes	14	
Times Tied	10	
Time with Lead	17:32	18:11

Points from Turnovers	USU	SJSU
	11	7
Paint	28	38
Second Chance	7	10
Fast Breaks	0	6
Bench	12	10

Period by Period Scoring	1st	2nd	TOT
USU	32	32	64
SJSU	31	38	69



Official Basketball Box Score - Final
New Mexico at San Jose St.
02/17/23 Provo Credit Union Event Center, San Jose, CA
2022-23 Men's Basketball

Game Time: 7:30 PM
Game Duration: 1:55
Attendance: 2,917

Officials: Mike Scypers, Larry Spaulding, Amy Bonner

New Mexico - 96

Record: 20-7 (7-7)

NO. Name	Min	FG	3P	FT	Rebounds	Fouls	TP	AS	TO	ST	Blocks	+/-
		M-A	M-A	M-A	OR DR TOT	PF FD					BS BA	
24 Morris Udeze	F 31:48	11-14	0-0	9-12	2 10 12	2 7	31	0	0	0	2 0	16
53 Josiah Allick	F 29:44	3-6	0-0	2-2	1 5 6	4 1	8	1	0	0	0 1	31
5 Jamal Mashburn, Jr.	G 29:08	9-11	2-4	7-7	0 1 4	3 5	27	3	0	0	0 0	22
10 Jaelen House	G 25:15	3-10	1-1	0-0	0 1 1	2 1	7	5	2	5	1 2	20
13 Javonte Johnson	G 33:05	3-5	2-4	0-0	0 2 2	4 0	8	1	0	0	0 0	21
0 KJ Jenkins	15:51	3-5	2-2	0-0	0 1 1	4 0	8	1	0	1	0 0	10
2 Donovan Dent	15:50	2-3	0-0	3-5	0 2 2	4 3	7	4	2	0	0 0	8
34 Birma Seck	16:27	0-1	0-0	0-0	2 1 3	0 0	0	0	2	0	1 0	10
20 Safi Fino-A-Laseli	01:26	0-1	0-0	0-0	0 0 0	0 0	0	0	0	0	0 0	1
32 Mac Manzanarez	01:26	0-0	0-0	0-0	0 0 0	1 0	0	0	0	1	0 0	1
Team					2 1 3		0					
Totals		34-56	7-11	21-26	7 27 34	20 17	96	15	6	7	4 3	28

Technical Fouls: NONE

Shooting By Period	1st FG%	2nd FG%	3rd FG%	GM FG%
	18-29 62.1%	16-27 59.3%	10-14 71.4%	34-56 60.7%
	3PT% 3-6 50.0%	FT% 11-12 91.7%	3PT% 7-11 63.6%	FT% 21-26 80.8%

Dead Ball Rebounds: 1, 0

San Jose St. - 68

Record: 16-11 (7-7)

NO. Name	Min	FG	3P	FT	Rebounds	Fouls	TP	AS	TO	ST	Blocks	+/-
		M-A	M-A	M-A	OR DR TOT	PF FD					BS BA	
15 Trey Anderson	F 20:14	1-5	1-1	1-2	1 1 2	2 3	4	0	0	0	0 0	-12
23 Sage Tolbert	F 29:39	0-6	0-2	0-0	5 3 8	2 0	0	0	0	1	0 1	-18
5 Ibrahim Diallo	C 18:05	6-9	0-0	0-3	5 4 9	4 3	12	1	0	0	1 0	-13
10 Omari Moore	G 32:16	5-13	3-8	5-7	1 3 4	1 4	18	3	4	0	0 1	-25
13 Alvaro Cardenas	G 23:57	4-10	0-3	0-1	0 0 0	3 1	8	1	5	1	0 0	-13
22 Robert Vaihola	19:36	3-6	0-0	2-2	8 1 9	2 2	8	1	2	1	1 1	-16
31 Tibet Gorener	21:50	0-9	0-6	0-0	0 1 1	1 0	0	2	0	0	0 0	-15
1 Garrett Anderson	16:05	3-8	2-5	4-4	1 1 2	1 3	12	1	1	1	0 0	-8
11 JT Elder	06:36	0-3	0-1	4-4	3 2 5	1 2	4	0	0	0	0 1	-6
4 Leo Torbor	02:51	0-0	0-0	0-0	0 0 0	0 0	0	0	0	0	0 0	-4
33 Kevin Simeth	01:25	0-0	0-0	0-2	0 0 0	0 1	0	0	0	0	0 0	-2
20 Kellen King	02:17	0-1	0-1	2-2	0 0 0	0 1	2	0	1	1	0 0	-3
21 Nico D'Augusta	02:17	0-0	0-0	0-0	0 1 1	0 0	0	0	0	0	0 0	-3
12 Uchenna Ndigwe	01:26	0-0	0-0	0-0	0 0 0	0 0	0	0	0	0	0 0	-1
25 Rylen Perry	01:26	0-0	0-0	0-0	0 0 0	0 0	0	0	0	0	0 0	-1
Team					5 2 7		0					
Totals		22-70	6-27	18-27	29 19 48	17 20	68	9	13	5	3 4	-28

Technical Fouls: NONE

	UNM	SJSU
Biggest lead	30 (2 nd 1:09)	3 (1 st 13:57)
Best Scoring Run	8 (1 st 3:55)	4 (1 st 16:41)
Lead Changes	4	
Times Tied	5	
Time with Lead	33:57	01:58

Points from Turnovers	UNM	SJSU
	17	3
Paint	44	28
Second Chance	8	28
Fast Breaks	15	6
Bench	15	26

Period by Period Scoring	1st	2nd	TOT
UNM	50	46	96
SJSU	31	37	68



Official Basketball Box Score - Final
San Jose St. at UNLV
02/14/23 Thomas & Mack Center, Las Vegas
2022-23 Men's Basketball

Game Time: 7:00 PM
Game Duration: 1:51
Attendance: 4,783

Officials: David Hall, Anthony Jordan, Tommy Nunez

San Jose St. - 75

Record: 16-10 (7-6)

NO. Name	Min	FG	3P	FT	Rebounds	Fouls	TP	AS	TO	ST	Blocks	+/-
		M-A	M-A	M-A	OR DR TOT	PF FD					BS BA	
15 Trey Anderson	F 27:51	6-9	5-7	2-2	1 4 5	4 2	19	1	3	0	1 0	12
23 Sage Tolbert	F 30:43	3-3	1-1	0-0	2 3 5	3 1	7	0	2	2	2 0	3
5 Ibrahim Diallo	C 17:08	4-4	0-0	0-0	4 4 8	4 1	8	0	3	0	1 0	4
10 Omari Moore	G 33:58	4-15	3-8	3-4	0 4 4	1 4	14	5	1	0	1 1	5
13 Alvaro Cardenas	G 31:19	1-6	0-4	1-2	0 5 5	3 1	3	4	2	1	0 0	6
22 Robert Vaihola	22:52	3-5	0-0	3-4	1 3 4	4 2	9	1	3	0	0 0	5
31 Tibet Gorener	21:26	4-10	3-8	0-0	1 5 6	0 1	11	0	1	0	0 0	3
1 Garrett Anderson	14:43	2-4	0-2	0-0	0 2 2	0 0	4	0	0	0	0 0	7
Team					0 2 2		0					
Totals		27-56	12-30	9-12	9 32 41	19 12	75	11	16	3	5 1	9

Technical Fouls: NONE

Shooting By Period	1st FG%	2nd FG%	3rd FG%	GM FG%
	17-33 51.5%	10-23 43.5%	6-16 37.5%	27-56 48.2%
	3PT% 6-14 42.9%	FT% 9-12 75%	3PT% 5-18 27.8%	FT% 9-12 75.0%

Dead Ball Rebounds: 2, 0

UNLV - 66

Record: 16-10 (5-9)

NO. Name	Min	FG	3P	FT	Rebounds	Fouls	TP	AS	TO	ST	Blocks	+/-
		M-A	M-A	M-A	OR DR TOT	PF FD					BS BA	
12 David Muoka	C 23:33	4-8	0-0	0-0	1 3 4	2 1	8	0	1	1	1 0	-1
1 Elijah Parquet	G 27:22	0-2	0-1	0-0	0 1 1	2 1	0	2	0	0	0 1	-7
2 Justin Webster	G 32:16	3-10	2-5	4-4	0 2 2	0 3	12	1	0	0	0 1	-2
10 Keshon Gilbert	G 27:17	5-14	0-1	3-3	2 5 7	3 6	13	3	2	0	0 1	1
55 Elijah Harkless	G 30:14	5-12	1-3	8-8	0 4 4	4 6	19	2	1	1	0 2	-8
0 Victor Iwuakor	15:35	1-1	0-0	0-0	1 1 2	0 1	2	0	0	1	0 0	-8
5 Jordan McCabe	22:05	2-7	1-3	0-0	0 0 0	1 0	5	1	1	0	0 0	-17
3 Shane Nowell	21:38	3-9	1-5	0-0	3 4 7	0 1	7	0	2	0	1 -3	
Team					1 1 2		0					
Totals		23-63	5-18	15-15	8 21 29	12 19	66	9	7	7	1 5	-9

Technical Fouls: NONE

Shooting By Period	1st FG%	2nd FG%	3rd FG%	GM FG%
	15-32 46.9%	8-21 38.1%	3-8 37.5%	23-63 36.5%
	3PT% 3-8 37.5%	FT% 8-9 88.9%	3PT% 5-15 33.3%	FT% 15-15 100.0%

Dead Ball Rebounds: 0, 0

	SJSU	UNLV
Biggest lead	14 (2 nd 4:50)	6 (1 st 17:30)
Best Scoring Run	10 (2 nd 4:50)	6 (1 st 2:22)
Lead Changes	5	
Times Tied	2	
Time with Lead	31:46	05:57

Points from Turnovers	SJSU	UNLV
	6	13



Official Basketball Box Score - Final
Boise St. at San Jose St.
02/25/23 Provident Credit Union Event Center, San Jose, CA
2022-23 Men's Basketball

Game Time: 4:00 PM
Game Duration: 2:07
Attendance: 2,321

Officials: Shawn Lehigh, Randy Heimerman, Jeff Mahan

Boise St. - 68

Record: 22-7 (12-4)

NO.	Name	Min	FG	3P	FT	Rebounds	Fouls	TP	AS	TO	ST	Blocks	BS	BA	+/
2	Tyson Degenhart	F 38:03	5-7	3-5	0-1	0 3 3	1 4	13	1	1	1	0	0	0	-7
23	Naje Smith	F 37:53	3-5	1-2	1-4	4 7 11	3 2	8	2	3	3	3	1	5	
10	Marcus Shaver Jr.	G 35:44	3-9	0-2	8-9	0 3 3	3 5	14	3	4	1	0	1	-7	
11	Chibuzo Agbo	G 38:03	5-8	4-5	3-3	0 2 2	5 2	17	1	1	0	0	0	-11	
12	Max Rice	G 43:12	4-18	2-7	2-2	0 6 6	3 2	12	5	1	1	0	2	-4	
15	Jace Whiting	11:30	1-2	0-1	0-0	0 1 1	2 1	2	2	0	0	0	0	0	
25	Lukas Milner	14:04	1-2	0-0	0-1	0 1 1	2 1	2	0	0	0	2	1	-10	
3	Kobe Young	06:31	0-2	0-1	0-0	0 2 2	0 1	0	0	1	0	0	1	4	
Team						0 3 3	0	0	1						
Totals			22-53	10-23	14-20	4 28 32	19 18	68	14	12	6	5	6	-6	

Technical Fouls:NONE

Dead Ball Rebounds: 1, 1

Shooting By Period		
1 st FG%	11-24	45.8%
3PT%	6-11	54.5%
FT%	3-5	60%
2 nd FG%	9-21	42.9%
3PT%	2-7	28.6%
FT%	7-8	87.5%
OT FG%	2-6	33.3%
3PT%	2-5	40.0%
FT%	4-7	57.1%
GM FG%	22-53	41.5%
3PT%	10-23	43.5%
FT%	14-20	70.0%



Official Basketball Box Score - Final
Colorado St. at San Jose St.
02/28/23 Provident Credit Union Event Center, San Jose
2022-23 Men's Basketball

Game Time: 8:00 PM
Game Duration: 1:47
Attendance: 2,347

Officials: Gregory Nixon, Kelly Pfeifer, Randy Richardson

Colorado St. - 46

Record: 13-17 (5-12)

NO.	Name	Min	FG	3P	FT	Rebounds	Fouls	TP	AS	TO	ST	Blocks	BS	BA	+/
12	Patrick Cartier	F 23:28	7-11	1-3	2-4	5 1 6	4 2	17	0	1	0	0	0	-6	
1	John Tonje	G 33:45	3-11	1-5	0-1	1 1 2	0 2	7	1	2	1	0	0	-11	
4	Isaiah Stevens	G 36:27	4-12	1-5	1-3	0 3 3	3 2	10	3	5	0	0	1	-23	
5	Baylor Hebb	G 09:02	1-2	0-1	0-0	0 0 0	3 1	2	0	0	0	0	0	-5	
23	Isaiah Rivera	G 21:01	1-4	0-0	0-0	1 5 6	1 0	2	0	1	0	0	0	2	
2	Tavontae Jackson	23:01	1-4	1-2	0-0	0 5 5	3 3	3	2	1	1	0	2	-4	
10	James Moors	16:32	0-0	0-0	0-0	1 1 2	0 1	0	0	1	1	0	0	-11	
15	Jalen Lake	27:07	2-4	1-2	0-0	0 4 4	0 0	5	2	2	0	0	0	-14	
20	Joe Palmer	09:37	0-4	0-3	0-0	0 1 1	1 0	0	0	0	0	0	1	-11	
Team						2 1 3		0	0						
Totals			19-52	5-21	3-8	10 22 32	15 11	46	8	13	3	0	7	-17	

Technical Fouls:NONE

Shooting By Period		
1 st FG%	9-26	34.6%
3PT%	3-11	27.3%
FT%	1-3	33.3%
2 nd FG%	10-26	38.5%
3PT%	2-5	40%
GM FG%	19-52	36.5%
3PT%	5-21	23.8%
FT%	3-8	37.5%

Dead Ball Rebounds: 2, 0

San Jose St. - 74

Record: 17-12 (8-6)

NO.	Name	Min	FG	3P	FT	Rebounds	Fouls	TP	AS	TO	ST	Blocks	BS	BA	+/
15	Trey Anderson	F 15:46	0-3	0-2	0-0	0 0 0	4 0	0	1	1	0	0	1	-5	
23	Sage Tolbert	F 22:38	3-9	0-3	0-0	1 8 9	0 1	6	1	1	1	0	0	-17	
5	Ibrahima Diallo	C 28:17	4-7	0-0	0-0	7 8 15	4 4	8	1	1	1	1	0	17	
10	Omari Moore	G 43:30	10-26	4-10	0-1	0 2 2	2 1	24	4	3	1	2	2	8	
13	Alvaro Cardenas	G 38:57	1-3	1-2	5-6	0 3 3	2 6	8	4	4	0	0	0	8	
22	Robert Valhola	33:57	5-7	0-0	5-8	7 4 11	5 4	15	0	1	0	2	1	10	
31	Tibet Gorener	15:28	0-7	0-5	0-0	1 2 3	0 1	0	0	0	1	1	0	-4	
1	Garrett Anderson	26:37	3-10	3-9	4-4	0 3 3	1 2	13	0	0	1	1	0	13	
Team						5 2 7	0	0							
Totals			26-72	8-31	14-19	21 32 53	18 19	74	11	11	5	6	5	6	

Technical Fouls:NONE

Dead Ball Rebounds: 1, 0

Shooting By Period		
1 st FG%	10-31	32.3%
3PT%	3-14	21.4%
FT%	2-2	100%
2 nd FG%	13-36	36.1%
3PT%	4-15	26.7%
FT%	3-4	75%
OT FG%	3-5	60.0%
3PT%	1-2	50.0%
FT%	9-13	69.2%
GM FG%	26-72	36.1%
3PT%	8-31	25.8%
FT%	14-19	73.7%

San Jose St. - 63

Record: 18-12 (9-6)

NO.	Name	Min	FG	3P	FT	Rebounds	Fouls	TP	AS	TO	ST	Blocks	BS	BA	+/
15	Trey Anderson	F 28:41	3-5	3-4	4-4	1 2 3	2 3	13	2	0	0	1	0	9	
23	Sage Tolbert	F 26:06	2-5	1-3	0-0	2 5 7	0 2	5	0	2	0	2	0	4	
5	Ibrahima Diallo	C 14:46	1-2	0-0	1-2	4 3 7	2 2	3	0	1	1	2	0	5	
10	Omari Moore	G 40:00	5-17	2-7	2-2	0 7 7	2 4	14	4	1	3	1	0	17	
13	Alvaro Cardenas	G 38:04	6-14	4-10	0-0	1 2 3	4 0	16	5	1	3	0	0	13	
22	Robert Valhola	25:14	1-3	0-0	1-2	2 3 5	0 3	3	1	1	0	1	0	12	
31	Tibet Gorener	17:40	3-6	1-3	2-2	2 1 3	1 1	9	0	1	2	0	0	16	
1	Garrett Anderson	07:33	0-2	0-2	0-0	0 1 1	0 0	0	0	2	0	0	0	5	
20	Kellen King	01:56	0-0	0-0	0-0	0 0 0	0 0	0	0	0	0	0	0	4	
Team						0 2 2		0	3						
Totals			21-54	11-29	10-12	12 26 38	11 15	63	12	12	9	7	0	17	

Technical Fouls:NONE

Shooting By Period		
1 st FG%	10-28	35.7%
3PT%	5-13	38.5%
FT%	2-2	100%
2 nd FG%	11-26	42.3%
3PT%	6-16	37.5%
FT%	8-10	80%
GM FG%	21-54	38.9%
3PT%	11-29	37.9%
FT%	10-12	83.3%

Dead Ball Rebounds: 1, 0

BSU		SJSU	
Biggest lead	12 (2 nd 8:17)	9 (1 st OT 0:25)	
Best Scoring Run	6 (1 st 10:13)	12 (1 st OT 3:33)	
Lead Changes	4		
Times Tied	1		
Time with Lead	38:27	05:40	

Points from		BSU		SJSU	
Turnovers	13	11			
Paint	20	34			
Second Chance	0	15			
Fast Breaks	9	14			
Bench	4	28			

	1st	2nd	OT1	TOT
BSU	31	27	10	68
SJSU	25	33	16	74

CSU		SJSU	
Biggest lead	5 (1 st 18:49)	17 (2 nd 0:38)	
Best Scoring Run	6 (1 st 1:29)	11 (2 nd 1:32)	
Lead Changes	5		
Times Tied	0		
Time with Lead	06:51	32:49	

Points from		CSU		SJSU	
Turnovers	11	13			
Paint	24	18			
Second Chance	6	7			
Fast Breaks	3	3			
Bench	8	12			

Period by Period Scoring			
1st	2nd	TOT	
CSU	22	24	46
SJSU	27	36	63



Official Basketball Box Score - Final
San Jose St. at Air Force
03/04/23 Clune Arena, U.S. Air Force Academy
2022-23 Men's Basketball

Game Time: 2:00 PM
Game Duration: 1:43
Attendance: 1,611

Officials: Kevin Brill, Casey McClellan, Brent Meaux

San Jose St. - 63

Record: 19-12 (10-8)

NO.	Name	Min	FG	3P	FT	Rebounds	Fouls	TP	AS	TO	ST	Blocks	BS	BA	+/
15	Trey Anderson	F 16:24	0-3	0-3	1-2	0 1 1	3 1	1	0	0	0	0	0	-4	
23	Sage Tolbert	F 24:12	1-5	1-2	0-0	2 5 7	0 0	3	0	1	1	4	0	-2	
5	Ibrahima Diallo	C 16:41	1-2	0-0	2-4	4 8 12	4 3	4	0	1	0	4	0	2	
10	Omari Moore	G 38:40	14-24	3-8	2-3	0 3 3	2 6	33	3	4	2	2	0	5	
13	Alvaro Cardenas	G 37:53	4-10	1-5	1-2	1 3 4	2 3	10	2	4	1	0	0	-6	
1	Garrett Anderson	05:55	0-2	0-2	0-0	0 0 0	2 0	0	0	0	0	0	0	-14	
22	Robert Valhola	18:57	2-2	0-0	0-1	2 2 4	1 1	4	0	1	0	1	0	3	
31	Tibet Gorener	22:35	1-3	1-3	0-0	0 2 2	2 0	3	1	1	0	0	0	15	
4	Leo Torbor	07:08	1-1	0-0	0-0	0 0 0	0 1	2	0	0	0	0	0	-2	
25	Ryen Perry	11:35	1-1	1-1	0-0	0 1 1	1 0	3	0	0	0	0	0	16	
Team						0 1 1	0	0							
Totals			25-53	7-24	6-13	9 26 35	17 15	63	6	12	4	7	0	2	

Technical Fouls:NONE

Dead Ball Rebounds: 1, 0

Shooting By Period		
1 st FG%	11-26	42.3%
3PT%	2-11	18.2%
FT%	1-4	25%
2 nd FG%	14-27	51.9%
3PT%	5-13	38.5%
FT%	5-9	55.6%
GM FG%	25-53	47.2%
3PT%	7-24	29.2%
FT%	6-13	46.2%

Air Force - 61

Record: 14-17 (5-13)

NO.	Name	Min	FG	3P	FT	Rebounds	Fouls	TP	AS	TO	ST	Blocks	BS	BA																																	
			M-A	M-A	M-A	OR	DR	TOT	P	F			+	-																																	
22	Nikc Jackson	F 13:28	2-3	0-0	0-0	0	2	2	3	4	0	1	0	0	11																																
31	Rytis Petrulis	F 30:07	2-10	1-3	2-6	3	7	10	3	5	7	2	3	2	0	4																															
3	Jake Heidbreder	G 40:00	4-11	1-6	4-4	1	2	3	2	3	13	3	1	2	0	-2																															
4	Carter Murphy	G 32:42	7-12	1-3	2-2	0	3	3	3	1	17	3	0	0	0	3																															
30	Camden Vander Zwaag	G 35:23	5-7	3-3	0-0	3	3	6	3	2	13	3	1	2	0	0																															
14	Bau Becker	26:29	3-13	0-6	0-0	1	5	6	1	1	6	2	0	0	0	1																															
5	Ethan Taylor	16:02	0-1	1-2	1-2	2	3	1	2	0	0	2	0	0	0	-11																															
24	Jeffrey Mills	05:49	0-1	0-0	0-0	1	0	1	2	0	0	0	0	0	0	1																															
Team						2			1			3			0																																
Totals			23-58			6-22			9-14			12			25			37			15			17			61			13			9			6			0			7			-2		



Has seen action in 9 games this season before an injury sidelined him for the season

Averaging 5.6 points and 1.1 rebounds per game

Scored in double figures twice -
13 pts vs. Bethesda
10 pts vs. Cal Poly

Season Highs.....Career Highs

13, Bethesda, 11/12Points..... 32, Bethesda, 1/8/22
5, Bethesda, 11/12.....FG Made 13, Bethesda, 1/8/22
10, Cal Poly, 12/20.....FG Attempted 21, Bethesda, 1/8/22
3, Bethesda, 11/12.....3pt Made 5, Three games
6, Bethesda, 11/12.....3pt Attempted9, Bethesda, 1/8/22
4, at Santa Clara, 12/10..... FT Made..... 7, Two games
5, at Santa Clara, 12/10..... FT Attempted 8, Two games
3, at Pacific, 12/17.....Rebounds....12, San Diego St., 2/9/22
2, Three games Assists4, Utah State, 3/4/22
1, at Pacific, 12/17.....Blocks..... 2, at UNLV, 1/22/22
2, Cal Poly, 12/20..... Steals 4, at Air Force, 3/1/22

#0
Myron (MJ)
Amey
G • 6-2 • 178 • SO
Vacaville, Calif./
Scotland Prep

Opponent	Date	GS	MIN	Total		3-Pointers		Free throws		Rebounds				PF	A	TO	BLK	STL	PTS	AVG
				FG-FGA	PCT	3FG-3FGA	PCT	FT-FTA	PCT	OFF	DEF	TOT	AVG							
Ga. Southern	11/08/2022		15:26	0-2	.000	0-1	.000	1-2	.500	0	2	2	2.0	1	0	1	0	0	1	1.0
Bethesda (CA)	11/12/2022		17:57	5-9	.556	3-6	.500	0-0	.000	0	1	1	1.5	2	2	2	0	0	13	7.0
Alabama St.	11/15/2022		07:54	2-5	.400	1-2	.500	0-0	.000	0	0	0	1.0	1	2	0	0	0	5	6.3
at Arkansas	12/03/2022		09:05	0-4	.000	0-2	.000	0-0	.000	1	0	1	1.0	2	2	2	0	0	0	4.8
CSU Bakersfield	12/06/2022		10:19	0-2	.000	0-1	.000	0-0	.000	0	0	0	0.8	1	0	2	0	0	0	3.8
at Santa Clara	12/10/2022		13:44	2-4	.500	0-0	.000	4-5	.800	0	1	1	0.8	0	0	0	0	0	8	4.5
at Pacific	12/17/2022		13:17	3-8	.375	2-3	.667	0-0	.000	0	3	3	1.1	1	0	1	1	1	8	5.0
Cal Poly	12/20/2022		23:27	4-10	.400	0-4	.000	2-2	1.000	0	2	2	1.3	0	1	0	0	2	10	5.6
UNLV	12/28/2022		06:17	2-4	.500	1-3	.333	0-0	.000	0	0	0	1.1	0	0	0	0	0	5	5.6
Totals		0	117:25	18-48	.375	7-22	.318	7-9	.778	1	9	10	1.1	8	7	8	1	3	50	5.6

Player Averages

Games Played	Minutes/ game	Points/ game	FG Pct	3FG Pct	FT Pct	Rebounds/ game	Assists/ game	Turnovers/ game	Assist/Turnover ratio	Steals/ game	Blocks/ game
9	13.0	5.6	37.5	31.8	77.8	1.1	0.8	0.9	0.9	0.3	0.1

				Field Goals		3-Point		F-Throws		Rebounds				Scoring						
SEASON	TEAM	GP-GS	MIN/AVG	FG-FGA	FG%	3FG-3FGA	3FG%	FT-FTA	FT%	OFF	DEF	TOT	AVG	PF-FO	A	TO	BLK	STL	PTS	AVG
2021-22	SJSU	25-4	453/18.1	86-196	.439	32-85	.376	32-44	.727	19	54	73	2.9	22-0	21	32	3	18	236	9.4
2022-23	SJSU	9-0	117/13.0	18-48	.375	7-22	.318	7-9	.778	1	9	10	1.1	8-0	7	8	1	3	50	5.6
TOTAL		34-4	570/16.8	104-244	.426	39-107	.364	39-53	.736	20	63	83	2.4	30-0	28	40	4	21	286	8.4



Played in 26 games this season

A key substitute off the bench

Best games have come in MW play - first came in the win over UNLV with six points, three rebounds and two key steals in the win.

Scored the final three points of overtime from the free throw line to seal the win for SJSU

Season Highs.....	Career Highs
13, vs. Boise State, 2/25	Points.....12, vs. New Mexico, 2/17
3, Three games	FG Made
10, vs. Boise State, 2/25	FG Att... 10, vs. Boise State, 2/25/23
3, vs. Boise State, 2/25.....	3pt Made ..3, vs. Boise State, 2/25/23
9, vs. Boise State, 2/25.....	3pt Att.....9, vs. Boise State, 2/25/23
4, Three games	FT Made..... 4, Three games
5, UNLV, 12/28.....	FT Attempted
3,Two games	Rebounds..... 3, Two games
1, Five games.....	Assists
1, Two games	Blocks..... 1, Two games
2, Two games	Steals

#1
Garrett Anderson
G • 6-5 • 185 • FR
Phoenix, Ariz./
PHH Prep

Scored 12 points in home game against New Mexico where he was 3-for-8 from the floor and 4-for-4 from the free throw line.

Came off the bench to score seven points against Nevada where he again had two steals

Played 26 minutes in the win over Boise State when he scored a season-best 13 points and had three rebounds, a blocked shot and a steal

Also scored six points against North Texas and five points at New Mexico

Opponent	Date	GS	MIN	Total		3-Pointers		Free throws		Rebounds				PF	A	TO	BLK	STL	PTS	AVG
				FG-FGA	PCT	3FG-3FGA	PCT	FT-FTA	PCT	OFF	DEF	TOT	AVG							
Bethesda (CA)	11/12/2022		08:47	1-4	.250	1-3	.333	0-0	.000	1	1	2	2.0	0	0	0	0	0	3	3.0
at Northern Colo.	11/19/2022		14:57	2-2	1.000	0-0	.000	1-2	.500	1	0	1	1.5	3	1	0	0	0	5	4.0
vs North Texas	11/25/2022		09:11	2-4	.500	2-3	.667	0-0	.000	0	0	0	1.0	0	0	0	0	0	6	4.7
vs Oakland	11/26/2022		13:31	1-5	.200	1-4	.250	0-0	.000	0	1	1	1.0	0	1	0	0	0	3	4.3
vs Ball St.	11/27/2022		02:03	0-0	.000	0-0	.000	0-0	.000	0	0	0	0.8	0	0	0	0	0	0	3.4
at Arkansas	12/03/2022		04:48	0-1	.000	0-1	.000	0-0	.000	0	0	0	0.7	0	0	0	0	0	0	2.8
CSU Bakersfield	12/06/2022		02:47	1-2	.500	1-2	.500	0-0	.000	0	0	0	0.6	0	0	0	0	0	3	2.9
at Santa Clara	12/10/2022		05:30	1-1	1.000	0-0	.000	0-0	.000	0	0	0	0.5	0	0	0	0	0	2	2.8
Cal Poly	12/20/2022		03:33	2-3	.667	0-1	.000	0-0	.000	0	0	0	0.4	2	0	1	0	0	4	2.9
UNLV	12/28/2022		19:16	1-4	.250	0-1	.000	4-5	.800	0	3	3	0.7	0	1	0	1	2	6	3.2
at Colorado St.	12/31/2022		08:43	0-3	.000	0-2	.000	0-0	.000	0	1	1	0.7	0	1	0	0	0	0	2.9
at Boise St.	01/03/2023		03:05	0-2	.000	0-1	.000	0-0	.000	0	0	0	0.7	0	0	0	0	0	0	2.7
Nevada	01/07/2023		20:11	3-8	.375	1-3	.333	0-0	.000	1	1	2	0.8	2	0	0	0	2	7	3.0
Fresno St.	01/10/2023		02:35	0-1	.000	0-1	.000	0-0	.000	0	1	1	0.8	0	0	0	0	0	0	2.8
at New Mexico	01/17/2023		17:16	1-3	.333	1-2	.500	2-2	1.000	0	1	1	0.8	1	0	0	0	0	5	2.9
at Utah St.	01/21/2023		01:58	0-0	.000	0-0	.000	0-0	.000	0	1	1	0.8	1	0	2	0	0	0	2.8
Air Force	01/24/2023		02:32	0-1	.000	0-1	.000	0-0	.000	0	0	0	0.8	0	0	1	0	0	0	2.6
at San Diego St.	01/28/2023		08:38	0-2	.000	0-0	.000	0-1	.000	0	0	0	0.7	0	0	0	0	1	0	2.4
Wyoming	02/04/2023		02:59	0-0	.000	0-0	.000	0-0	.000	0	0	0	0.7	2	0	0	0	0	0	2.3
Utah St.	02/11/2023		05:51	0-1	.000	0-0	.000	0-0	.000	0	2	2	0.8	1	0	0	0	0	0	2.2
at UNLV	02/14/2023		14:43	2-4	.500	0-2	.000	0-0	.000	0	2	2	0.8	0	0	0	0	0	4	2.3
New Mexico	02/17/2023		16:05	3-8	.375	2-5	.400	4-4	1.000	1	1	2	0.9	1	1	1	0	1	12	2.7
at Nevada	02/21/2023		08:30	1-2	.500	1-1	1.000	0-0	.000	1	1	2	0.9	1	0	0	0	0	3	2.7
Boise St.	02/25/2023		26:27	3-10	.300	3-9	.333	4-4	1.000	0	3	3	1.0	1	0	0	1	1	13	3.2
Colorado St.	02/28/2023		07:33	0-2	.000	0-2	.000	0-0	.000	0	1	1	1.0	0	0	2	0	0	0	3.0
at Air Force	03/04/2023		05:55	0-2	.000	0-2	.000	0-0	.000	0	0	0	1.0	2	0	0	0	0	0	2.9
Totals			0 237:24	24-75	.320	13-46	.283	15-18	.833	5	20	25	1.0	17	5	7	2	7	76	2.9

Player Averages

Games Played	Minutes/ game	Points/ game	FG Pct	3FG Pct	FT Pct	Rebounds/ game	Assists/ game	Turnovers/ game	Assist/Turnover ratio	Steals/ game	Blocks/ game
26	9.1	2.9	32.0	28.3	83.3	1.0	0.2	0.3	0.7	0.3	0.1

				Field Goals		3-Point		F-Throws		Rebounds				Scoring						
SEASON	TEAM	GP-GS	MIN/AVG	FG-FGA	FG%	3FG-3FGA	3FG%	FT-FTA	FT%	OFF	DEF	TOT	AVG	PF-FO	A	TO	BLK	STL	PTS	AVG
2022-23	SJSU	26-0	237/9.1	24-75	.320	13-46	.283	15-18	.833	5	20	25	1.0	17-0	5	7	2	7	76	2.9
TOTAL		26-0	237/9.1	24-75	.320	13-46	.283	15-18	.833	5	20	25	1.0	17-0	5	7	2	7	76	2.9



#2
Max
Allen
F • 6-9 • 260 • FR
Las Vegas, Nev./
Coronado HS

Saw action in the first eight games of the season before a lower-leg injury has sidelined him for the season

Scored four points in the win over Oakland

Grabbed six rebounds against Alabama State

Two assists and a steal against Bethesda

Season Highs.....				Career Highs			
4, vs. Oakland, 11/26	Points.....	4, vs. Oakland, 11/26/22					
2, vs. Oakland, 11/26	FG Made.....	2, vs. Oakland, 11/26/22					
4, Bethesda, 11/12	FG Attempted.....	4, Bethesda, 11/12/22					
	3pt Made.....						
2, Bethesda, 11/12	3pt Attempted.....	2, Bethesda, 11/12/22					
2, vs. Ball State, 11/27	FT Made.....	2, vs. Ball State, 11/27/22					
2, Three games	FT Attempted.....	2, Three games					
6, Alabama State, 11/15	Rebounds.....	6, Alabama St., 11/15/22					
2, Bethesda, 11/12	Assists.....	2, Bethesda, 11/12/22					
	Blocks.....						
1, Bethesda, 11/12	Steals.....	1, Bethesda, 11/12/22					

Opponent	Date	GS	MIN	Total		3-Pointers		Free throws		Rebounds				PF	A	TO	BLK	STL	PTS	AVG
				FG-FGA	PCT	3FG-3FGA	PCT	FT-FTA	PCT	OFF	DEF	TOT	AVG							
Ga. Southern	11/08/2022		07:08	0-0	.000	0-0	.000	0-0	.000	0	2	2	2.0	0	1	0	0	0	0	0.0
Bethesda (CA)	11/12/2022		12:39	0-4	.000	0-2	.000	0-0	.000	1	3	4	3.0	1	2	0	0	1	0	0.0
Alabama St.	11/15/2022		07:19	1-1	1.000	0-0	.000	1-2	.500	2	4	6	4.0	0	2	0	0	0	3	1.0
Hofstra	11/17/2022		03:14	0-0	.000	0-0	.000	0-0	.000	0	0	0	3.0	1	0	0	0	0	0	0.8
at Northern Colo.	11/19/2022		02:49	0-2	.000	0-1	.000	0-0	.000	0	1	1	2.6	0	0	0	0	0	0	0.6
vs North Texas	11/25/2022		05:34	0-0	.000	0-0	.000	1-2	.500	0	0	0	2.2	3	1	1	0	0	1	0.7
vs Oakland	11/26/2022		10:25	2-2	1.000	0-0	.000	0-0	.000	0	1	1	2.0	3	1	1	0	0	4	1.1
vs Ball St.	11/27/2022		05:35	0-0	.000	0-0	.000	2-2	1.000	1	1	2	2.0	3	0	0	0	0	2	1.3
Totals		0	54:43	3-9	.333	0-3	.000	4-6	.667	4	12	16	2.0	11	5	4	0	1	10	1.3

Player Averages

Games Played	Minutes/ game	Points/ game	FG Pct	3FG Pct	FT Pct	Rebounds/ game	Assists/ game	Turnovers/ game	Assist/Turnover ratio	Steals/ game	Blocks/ game
8	6.8	1.3	33.3	0.0	66.7	2.0	0.6	0.5	1.3	0.1	0.0

				Field Goals		3-Point		F-Throws		Rebounds				Scoring						
SEASON	TEAM	GP-GS	MIN/AVG	FG-FGA	FG%	3FG-3FGA	3FG%	FT-FTA	FT%	OFF	DEF	TOT	AVG	PF-FO	A	TO	BLK	STL	PTS	AVG
2022-23	SJSU	8-0	55/6.8	3-9	.333	0-3	.000	4-6	.667	4	12	16	2.0	11-0	5	4	0	1	10	1.3
TOTAL		8-0	55/6.8	3-9	.333	0-3	.000	4-6	.667	4	12	16	2.0	11-0	5	4	0	1	10	1.3



Has played in 12 games this season

Four points in the win over Bethesda

Two points against North Texas and Nevada

Came off the bench at Air Force to play seven minutes and scored two points

Season Highs.....Career Highs
4, Bethesda, 11/12.....Points.....4, Bethesda, 11/12/22
2, Bethesda, 11/12.....FG Made.....2, Bethesda, 11/12/22
2, Two games.....FG Attempted.....2, Two games
.....3pt Made.....
.....3pt Attempted.....
1, at San Diego State, 1/28.....FT Made 1, at San Diego St., 1/28/23
5, vs. North Texas, 11/25.....FT Att..5, vs. North Texas, 11/25/22
3, Bethesda, 11/12.....Rebounds.....3, Bethesda, 11/12/22
1, Two games.....Assists.....1, Two games
.....Blocks.....
.....Steals.....

#4
Leo
Torbor
G • 6-3 • 175 • FR
Brooklyn Center,
Minn./
Park Center HS

Made his first free throw at San Diego State

Three rebounds against Bethesda and two rebounds versus North Texas

One assist against Cal Poly and Nevada

Opponent	Date	GS	MIN	Total		3-Pointers		Free throws		Rebounds				PF	A	TO	BLK	STL	PTS	AVG
				FG-FGA	PCT	3FG-3FGA	PCT	FT-FTA	PCT	OFF	DEF	TOT	AVG							
Bethesda (CA)	11/12/2022		07:27	2-2	1.000	0-0	.000	0-0	.000	2	1	3	3.0	1	0	2	0	0	4	4.0
Hofstra	11/17/2022		04:05	0-1	.000	0-0	.000	0-0	.000	0	0	0	1.5	1	0	0	0	0	0	2.0
vs North Texas	11/25/2022		09:28	1-1	1.000	0-0	.000	0-5	.000	2	0	2	1.7	0	0	0	0	0	2	2.0
at Arkansas	12/03/2022		02:51	0-0	.000	0-0	.000	0-0	.000	0	0	0	1.3	0	0	0	0	0	0	1.5
Cal Poly	12/20/2022		02:56	0-0	.000	0-0	.000	0-0	.000	0	0	0	1.0	0	1	0	0	0	0	1.2
at Colorado St.	12/31/2022		07:41	0-0	.000	0-0	.000	0-0	.000	0	1	1	1.0	2	0	0	0	0	0	1.0
Nevada	01/07/2023		12:57	1-1	1.000	0-0	.000	0-4	.000	0	1	1	1.0	2	1	1	0	0	2	1.1
at New Mexico	01/17/2023		02:12	0-0	.000	0-0	.000	0-0	.000	0	0	0	0.9	0	0	0	0	0	0	1.0
Air Force	01/24/2023		05:32	0-2	.000	0-0	.000	0-0	.000	0	1	1	0.9	1	0	0	0	0	0	0.9
at San Diego St.	01/28/2023		05:22	0-0	.000	0-0	.000	1-2	.500	0	0	0	0.8	1	0	0	0	0	1	0.9
New Mexico	02/17/2023		02:51	0-0	.000	0-0	.000	0-0	.000	0	0	0	0.7	0	0	0	0	0	0	0.8
at Air Force	03/04/2023		07:08	1-1	1.000	0-0	.000	0-1	.000	0	0	0	0.7	0	0	0	0	0	2	0.9
Totals		0	70:29	5-8	.625	0-0	.000	1-12	.083	4	4	8	0.7	8	2	3	0	0	11	0.9

Player Averages

Games Played	Minutes/game	Points/game	FG Pct	3FG Pct	FT Pct	Rebounds/game	Assists/game	Turnovers/game	Assist/Turnover ratio	Steals/game	Blocks/game
12	5.9	0.9	62.5	0.0	8.3	0.7	0.2	0.3	0.7	0.0	0.0

				Field Goals		3-Point		F-Throws		Rebounds				Scoring						
SEASON	TEAM	GP-GS	MIN/AVG	FG-FGA	FG%	3FG-3FGA	3FG%	FT-FTA	FT%	OFF	DEF	TOT	AVG	PF-FO	A	TO	BLK	STL	PTS	AVG
2022-23	SJSU	12-0	70/5.9	5-8	.625	0-0	.000	1-12	.083	4	4	8	0.7	8-0	2	3	0	0	11	0.9
TOTAL		12-0	70/5.9	5-8	.625	0-0	.000	1-12	.083	4	4	8	0.7	8-0	2	3	0	0	11	0.9



#5
Ibrahima
Diallo
C • 7-0 • 220 • JR
Saly, Senegal/
Ohio State

- *Started all 31 games at center
- *One of the nation's best players in blocking shots at 1.84 pg
- *Set the Event Center record with 8 blocks in the win over Alabama State
- *His 8 blocks in game are the second-highest total in a game this season nationally
- *Ranks 36th nationally in blocks per game and 3 in total blocks
- *Has at least 1 blocked shot in 26 games and 2 or more in 19 games
- *Season-best 12 points and 6-of-7 from the field at Boise State.
- *Added 12 points and was 6-for-9 from the field in a home game with New Mexico
- *Back-to-back double-figure scoring games with 10 points against Ball State and at No. 11 Arkansas
- *Back-to-back double-figure rebounding games with 11 against CSU Bakersfield and 10 at Santa Clara
- *First double-double of the season with 10 points and 10 rebounds against Wyoming
- *Eight points and eight rebounds in win at UNLV
- *Career-best 15 rebounds in a win over Boise State
- *12 rebounds at Air Force and 9 rebounds in home game over New Mexico

Season Highs.....Career Highs
 12, Two gamesPoints..... 16, Cal Baptist, 11/18/21
 6, Two games FG Made 7, Two games
 9, Two games FG Att..... 11, New Mexico, 2/20/22
 3pt Made
 1, at Utah State, 1/21 3pt Att 1, at Utah State, 1/21/23
 5, CSU Bakersfield, 12/6 FT Made..... 7, N. Colorado, 11/23/21
 6, CSU Bakersfield, 12/6 FT Att..... 8, N. Colorado, 11/23/21
 15, Boise State, 2/25Rebounds..... 15, Boise State, 2/25/23
 3, at Santa Clara, 12/10 Assists ... 3, at Santa Clara, 12/10/22
 8, Alabama State, 11/15Blocks... 8, Alabama State, 11/15/22
 2, Cal Poly, 12/20 Steals 3, CS Fullerton, 11/11/21

4+ Block Games (3)

8 - vs. Alabama St., 11/15
 5 - at Boise State, 1/3
 4 - at Air Force, 3/4

10+ Rebound Games (5)

15 - vs. Boise State, 2/25
 12 - at Air Force, 3/4
 11 - vs. CSU Bakersfield, 12/6
 10 - at Santa Clara, 12/10
 10 - vs. Wyoming, 2/4

				Total		3-Pointers		Free throws		Rebounds											
Opponent	Date	GS	MIN	FG-FGA	PCT	3FG-3FGA	PCT	FT-FTA	PCT	OFF	DEF	TOT	AVG	PF	A	TO	BLK	STL	PTS	AVG	
Ga. Southern	11/08/2022	*	20:44	4-6	.667	0-0	.000	1-4	.250	0	6	6	6.0	1	2	1	2	1	9	9.0	
Bethesda (CA)	11/12/2022	*	12:24	2-4	.500	0-0	.000	0-0	.000	1	1	2	4.0	1	1	0	0	0	4	6.5	
Alabama St.	11/15/2022	*	18:47	2-4	.500	0-0	.000	2-5	.400	0	4	4	4.0	4	0	4	8	0	6	6.3	
Hofstra	11/17/2022	*	22:07	3-6	.500	0-0	.000	0-0	.000	1	3	4	4.0	4	1	0	1	1	6	6.3	
at Northern Colo.	11/19/2022	*	13:31	4-5	.800	0-0	.000	1-2	.500	1	3	4	4.0	2	0	0	0	0	9	6.8	
vs North Texas	11/25/2022	*	14:56	2-2	1.000	0-0	.000	0-2	.000	0	3	3	3.8	1	1	2	2	0	4	6.3	
vs Oakland	11/26/2022	*	11:21	2-3	.667	0-0	.000	0-0	.000	1	2	3	3.7	2	0	1	2	1	4	6.0	
vs Ball St.	11/27/2022	*	18:45	5-7	.714	0-0	.000	0-0	.000	1	3	4	3.8	5	1	3	2	0	10	6.5	
at Arkansas	12/03/2022	*	16:46	5-9	.556	0-0	.000	0-1	.000	2	2	4	3.8	4	0	1	2	0	10	6.9	
CSU Bakersfield	12/06/2022	*	26:01	2-6	.333	0-0	.000	5-6	.833	5	6	11	4.5	1	0	0	2	0	9	7.1	
at Santa Clara	12/10/2022	*	21:43	2-4	.500	0-0	.000	3-4	.750	3	7	10	5.0	4	3	3	2	0	7	7.1	
at Pacific	12/17/2022	*	19:03	1-3	.333	0-0	.000	1-2	.500	1	6	7	5.2	2	0	2	2	1	3	6.8	
Cal Poly	12/20/2022	*	19:42	4-5	.800	0-0	.000	1-1	1.000	0	8	8	5.4	2	0	2	3	2	9	6.9	
UNLV	12/28/2022	*	10:44	0-0	.000	0-0	.000	2-2	1.000	2	4	6	5.4	3	0	2	2	0	2	6.6	
at Colorado St.	12/31/2022	*	17:34	1-2	.500	0-0	.000	0-0	.000	1	3	4	5.3	1	0	2	1	0	2	6.3	
at Boise St.	01/03/2023	*	25:05	6-7	.857	0-0	.000	0-0	.000	2	3	5	5.3	3	0	1	5	1	12	6.6	
Nevada	01/07/2023	*	19:50	0-4	.000	0-0	.000	3-4	.750	1	7	8	5.5	0	1	0	1	0	3	6.4	
Fresno St.	01/10/2023	*	20:47	4-5	.800	0-0	.000	0-4	.000	6	2	8	5.6	1	1	3	2	1	8	6.5	
at New Mexico	01/17/2023	*	16:52	4-7	.571	0-0	.000	0-2	.000	1	3	4	5.5	4	0	0	0	0	8	6.6	
at Utah St.	01/21/2023	*	19:59	2-6	.333	0-1	.000	2-2	1.000	2	3	5	5.5	3	0	0	0	0	6	6.6	
Air Force	01/24/2023	*	09:07	3-3	1.000	0-0	.000	0-0	.000	0	1	1	5.3	3	1	0	1	0	6	6.5	
at San Diego St.	01/28/2023	*	18:05	0-1	.000	0-0	.000	2-3	.667	2	4	6	5.3	3	1	1	1	0	2	6.3	
Wyoming	02/04/2023	*	20:25	3-4	.750	0-0	.000	4-5	.800	5	5	10	5.5	1	0	3	0	0	10	6.5	
at Fresno St.	02/07/2023	*	16:28	1-2	.500	0-0	.000	1-2	.500	2	4	6	5.5	0	1	0	2	0	3	6.3	
Utah St.	02/11/2023	*	16:55	2-3	.667	0-0	.000	4-6	.667	2	2	4	5.5	4	0	0	3	1	8	6.4	
at UNLV	02/14/2023	*	17:08	4-4	1.000	0-0	.000	0-0	.000	4	4	8	5.6	4	0	3	1	0	8	6.5	
New Mexico	02/17/2023	*	18:05	6-9	.667	0-0	.000	0-3	.000	5	4	9	5.7	4	1	0	1	0	12	6.7	
at Nevada	02/21/2023	*	18:37	3-4	.750	0-0	.000	0-0	.000	2	5	7	5.8	4	0	0	2	0	6	6.6	
Boise St.	02/25/2023	*	28:17	4-7	.571	0-0	.000	0-0	.000	7	8	15	6.1	4	1	1	1	1	8	6.7	
Colorado St.	02/28/2023	*	14:46	1-2	.500	0-0	.000	1-2	.500	4	3	7	6.1	2	0	1	2	1	3	6.6	
at Air Force	03/04/2023	*	16:41	1-2	.500	0-0	.000	2-4	.500	4	8	12	6.3	4	0	1	4	0	4	6.5	
Totals			31	561:15	83-136	.610	0-1	.000	35-66	.530	68	127	195	6.3	81	16	37	57	11	201	6.5

Player Averages

Games Played	Minutes/game	Points/game	FG Pct	3FG Pct	FT Pct	Rebounds/game	Assists/game	Turnovers/game	Assist/Turnover ratio	Steals/game	Blocks/game
31	18.1	6.5	61.0	0.0	53.0	6.3	0.5	1.2	0.4	0.4	1.8

SEASON	TEAM	GP-GS	MIN/AVG	Field Goals FG-FGA FG%	3-Point 3FG-3FGA 3FG%	F-Throws FT-FTA FT%	Rebounds OFF DEF TOT AVG	Scoring PF-FO A TO BLK STL PTS AVG
2019-20	OSU	8-0	41/5.2	5-13 .385	0-0 .000	0-2 .000	8 7 15 1.9	6-0 0 4 3 0 10 1.3
2020-21	OSU	5-0	10/2.1	0-2 .000	0-0 .000	1-4 .250	3 1 4 0.8	0-0 0 0 1 0 1 0.2
2021-22	SJSU	13-12	287/22.1	44-88 .500	0-0 .000	13-36 .361	35 59 94 7.2	44-3 2 31 20 11 101 7.8
2022-23	SJSU	31-31	561/18.1	83-136 .610	0-1 .000	35-66 .530	68 127 195 6.3	81-1 16 37 57 11 201 6.5
TOTAL FOR SJSU		44-43	849/19.3	127-224 .567	0-1 .000	48-102 .471	103 186 289 6.6	125-4 18 68 77 22 302 6.9
TOTAL		57-43	900/15.8	132-239 .552	0-1 .000	49-108 .454	114 194 308 5.4	131-4 18 72 81 22 313 5.5



#10
Omari
Moore
G • 6-6 • 195 • SR
Pasadena, Calif./
Middlebrooks
Academy

*Team captain has started all 31 games
*16th Spartan in school history to score 1,000 career points, feat accomplished on January 17, 2023, at New Mexico
*Currently seventh all-time in scoring at SJSU with 1,247 points
*Spartans leading scorer at 17.5 ppg and led the team in scoring in 19 games
*Scored in double figures in 19 consecutive games
*First on the team in three-pointers made with 60

*Career-best 5 three-pointers made in wins at Colorado State and against Wyoming

*Led the team in rebounding in six games including 9 against Georgia Southern & Oakland

*Nationally, ranks 80th in points scored (543), 84th in points per game (17.5) 62nd in assists (146), 65th in assists per game (4.7), 67th in field goals made (197), 32nd in field goals attempted (457) and 27th in minutes played per game (36:20)

*Five or more assists in 15 games including 9 against Oakland, 8 versus Fresno State and at Utah State

*Four steals at No. 11 Arkansas and three against Colorado State (2/28)

*Three blocks against Georgia Southern & CSU Bakersfield

*Sportscenter Top-10 honoree - #3 on Jan 3, 2023, with a dunk in the second half of the Boise State game & #4 on March 4 with block to preserve the Spartan win at Air Force

*Played all 40 minutes in eight games - Ball State, at Santa Clara, at Boise State, Fresno State (twice), at Utah State, Wyoming and Colorado State.

Season Highs.....	Career Highs
33, at Air Force, 3/4	Points 33, at Air Force, 3/4/23
14, at Air Force, 3/4	FG Made 14, at Air Force, 3/4/23
26, Boise State, 2/25	FG Att.....26, Boise State, 2/25/23
5, Two games	3pt Made 5, Two games
10, Three games	3pt Attempted 10, Two games
8, Utah State, 2/11	FT Made..... 8, Utah State, 2/11/23
9, Two games	FT Attempted 9, Three games
9, Two games	Rebounds..... 13, Fresno State, 3/9/22
9, vs. Oakland, 11/26	Assists 10, Two games
3, Two games	Blocks..... 4, Utah State, 12/4/19
4, Arkansas, 12/3	Steals 8, New Mexico, 3/4/20

20+ Point Games (12)

33 - at Air Force, 3/4
29 - at Colorado State, 12/31
29 - vs. Wyoming, 2/4
27 - vs. Utah State, 2/11
26 - vs. Air Force, 1/24
24 - at Santa Clara, 12/10
24 - at New Mexico, 1/17
24 - vs. Boise State, 2/25
22 - at Boise State, 1/3
22 - at Fresno State, 2/7
21 - at No. 11 Arkansas, 12/3
20 - at N. Colorado, 11/19

5+ Assist Games (15)

9 - vs. Oakland, 11/26
8 - vs. Fresno State, 1/10
8 - at Utah State, 1/21
7 - at Santa Clara, 12/10
7 - vs. UNLV, 12/28
6 - vs. Hofstra, 11/17
6 - at Boise State, 1/3
6 - vs. Air Force, 1/24
6 - vs. Wyoming, 2/4
5 - vs. Ball State, 11/27
5 - vs. CSU Bakersfield, 12/6
5 - at Colorado State, 12/31
5 - at New Mexico, 1/17
5 - at Fresno State, 2/7
5 - at UNLV, 2/14

Opponent	Date	GS	MIN	Total		3-Pointers		Free throws		Rebounds											
				FG-FGA	PCT	3FG-3FGA	PCT	FT-FTA	PCT	OFF	DEF	TOT	AVG	PF	A	TO	BLK	STL	PTS	AVG	
Ga. Southern	11/08/2022	*	32:06	6-16	.375	0-5	.000	2-2	1.000	2	7	9	9.0	1	1	4	3	0	14	14.0	
Bethesda (CA)	11/12/2022	*	22:03	5-10	.500	1-3	.333	1-2	.500	0	6	6	7.5	0	3	1	0	0	12	13.0	
Alabama St.	11/15/2022	*	39:13	8-19	.421	1-7	.143	2-7	.286	1	4	5	6.7	0	4	1	0	2	19	15.0	
Hofstra	11/17/2022	*	37:57	7-17	.412	2-5	.400	0-1	.000	0	5	5	6.3	3	6	5	0	1	16	15.3	
at Northern Colo.	11/19/2022	*	37:34	7-16	.438	3-6	.500	3-3	1.000	5	2	7	6.4	3	4	0	1	1	20	16.2	
vs North Texas	11/25/2022	*	31:36	2-4	.500	1-3	.333	4-4	1.000	1	3	4	6.0	3	3	5	0	0	9	15.0	
vs Oakland	11/26/2022	*	33:22	1-6	.167	0-2	.000	0-0	.000	2	7	9	6.4	0	9	1	0	0	2	13.1	
vs Ball St.	11/27/2022	*	40:00	7-14	.500	1-3	.333	0-0	.000	0	4	4	6.1	0	5	2	0	1	15	13.4	
at Arkansas	12/03/2022	*	28:36	8-14	.571	3-6	.500	2-2	1.000	0	0	0	5.4	2	4	4	0	4	21	14.2	
CSU Bakersfield	12/06/2022	*	37:13	2-6	.333	0-2	.000	3-4	.750	0	6	6	5.5	0	5	3	3	1	7	13.5	
at Santa Clara	12/10/2022	*	40:00	8-17	.471	3-8	.375	5-7	.714	0	2	2	5.2	1	7	3	1	1	24	14.5	
at Pacific	12/17/2022	*	36:24	3-7	.429	0-0	.000	1-2	.500	1	2	3	5.0	0	4	3	0	0	7	13.8	
Cal Poly	12/20/2022	*	26:58	5-11	.455	3-4	.750	2-2	1.000	1	2	3	4.8	1	3	0	0	0	15	13.9	
UNLV	12/28/2022	*	41:33	4-14	.286	0-6	.000	7-9	.778	0	2	2	4.6	1	7	3	0	1	15	14.0	
at Colorado St.	12/31/2022	*	36:54	9-15	.600	5-8	.625	6-6	1.000	1	5	6	4.7	2	5	2	1	0	29	15.0	
at Boise St.	01/03/2023	*	40:00	9-16	.563	1-4	.250	3-3	1.000	1	6	7	4.9	2	6	6	1	0	22	15.4	
Nevada	01/07/2023	*	36:27	4-8	.500	1-4	.250	1-2	.500	0	5	5	4.9	1	2	6	1	0	10	15.1	
Fresno St.	01/10/2023	*	40:00	6-11	.545	3-6	.500	0-0	.000	0	5	5	4.9	1	8	4	0	1	15	15.1	
at New Mexico	01/17/2023	*	36:13	9-23	.391	2-10	.200	4-6	.667	0	4	4	4.8	1	5	1	0	0	24	15.6	
at Utah St.	01/21/2023	*	40:00	7-19	.368	0-4	.000	2-2	1.000	3	0	3	4.8	2	8	4	1	0	16	15.6	
Air Force	01/24/2023	*	34:28	9-15	.600	2-4	.500	6-6	1.000	1	3	4	4.7	1	6	0	0	0	26	16.1	
at San Diego St.	01/28/2023	*	35:56	3-10	.300	2-5	.400	3-4	.750	2	5	7	4.8	0	3	2	1	0	11	15.9	
Wyoming	02/04/2023	*	40:00	10-22	.455	5-10	.500	4-4	1.000	1	5	6	4.9	0	6	3	2	2	29	16.4	
at Fresno St.	02/07/2023	*	40:00	6-16	.375	3-7	.429	7-9	.778	2	3	5	4.9	2	5	4	0	1	22	16.7	
Utah St.	02/11/2023	*	37:20	9-21	.429	1-5	.200	8-9	.889	0	1	1	4.7	1	4	1	0	2	27	17.1	
at UNLV	02/14/2023	*	33:58	4-15	.267	3-8	.375	3-4	.750	0	4	4	4.7	1	5	1	1	0	14	17.0	
New Mexico	02/17/2023	*	32:16	5-13	.385	3-8	.375	5-7	.714	1	3	4	4.7	1	3	4	0	0	18	17.0	
at Nevada	02/21/2023	*	35:54	5-15	.333	2-8	.250	1-2	.500	1	3	4	4.6	2	4	2	1	0	13	16.9	
Boise St.	02/25/2023	*	43:30	10-26	.385	4-10	.400	0-1	.000	0	2	2	4.6	2	4	3	2	1	24	17.1	
Colorado St.	02/28/2023	*	40:00	5-17	.294	2-7	.286	2-2	1.000	0	7	7	4.6	2	4	1	1	3	14	17.0	
at Air Force	03/04/2023	*	38:40	14-24	.583	3-8	.375	2-3	.667	0	3	3	4.6	2	3	4	2	2	33	17.5	
Totals		31	1126:11	197-457	.431	60-176	.341	89-115	.774	26	116	142	4.6	38	146	83	22	24	543	17.5	

Player Averages

Games Played	Minutes/game	Points/game	FG Pct	3FG Pct	FT Pct	Rebounds/game	Assists/game	Turnovers/game	Assist/Turnover ratio	Steals/game	Blocks/game
31	36.3	17.5	.431	.341	.774	4.6	4.7	2.7	1.8	0.8	0.7

				Field Goals		3-Point		F-Throws		Rebounds								Scoring		
SEASON	TEAM	GP-GS	MIN/AVG	FG-FGA	FG%	3FG-3FGA	3FG%	FT-FTA	FT%	OFF	DEF	TOT	AVG	PF-FO	A	TO	BLK	STL	PTS	AVG
2019-20	SJSU	31-20	600/19.3	59-117	.504	8-34	.235	25-34	.735	17	55	72	2.3	37-0	55	48	14	30	151	4.9
2020-21	SJSU	21-21	623/29.7	65-143	.455	8-32	.250	18-40	.450	17	94	111	5.3	45-0	68	49	20	32	156	7.4
2021-22	SJSU	30-29	1037/34.6	151-316	.478	33-77	.429	62-91	.681	44	121	165	5.5	65-3	138	114	32	33	397	13.2
2022-23	SJSU	31-31	1126/36.3	197-457	.431	60-176	.341	89-115	.774	26	116	142	4.6	38-0	146	83	22	24	543	17.5
TOTAL		113-101	3386/30.0	472-1033	.457	109-319	.342	194-280	.693	104	386	490	4.3	185-3	407	294	88	119	1247	11.0



Has seen action in 15 games

Scored four points against Bethesda, Cal Poly and at Colorado State

Four points, all from the free throw line in home game versus New Mexico

Five rebounds against New Mexico and three rebounds at Boise State

Season Highs.....	Career Highs
4, Three games	Points.....4, Three games
2, Two games	FG Made
6, Bethesda, 11/12.....	FG Attempted.....6, Bethesda, 11/12/22
1, at Colorado State, 12/31.....	3pt Made 1, at Colorado St., 12/31/22
2, Two games	3pt Attempted
4, New Mexico, 2/17	FT Made.....4, New Mexico, 2/17/23
4, Two games	FT Attempted
5, New Mexico, 2/17	Rebounds.....5, New Mexico, 2/17/23
1, Two games	Assists
.....	Blocks.....
.....	Steals

#11

JT

Elder

G • 6-7 • 190 • FR
Tucson, Ariz./
PHH Prep

Made two free throws at Arkansas and against Air Force

One assist against Cal Poly and at Colorado State

Opponent	Date	GS	MIN	Total		3-Pointers		Free throws		Rebounds				PF	A	TO	BLK	STL	PTS	AVG
				FG-FGA	PCT	3FG-3FGA	PCT	FT-FTA	PCT	OFF	DEF	TOT	AVG							
Bethesda (CA)	11/12/2022		11:45	2-6	.333	0-2	.000	0-0	.000	0	0	0	0.0	2	0	0	0	0	4	4.0
Hofstra	11/17/2022		00:45	0-0	.000	0-0	.000	0-0	.000	0	0	0	0.0	2	0	0	0	0	0	2.0
at Northern Colo.	11/19/2022		02:49	0-1	.000	0-0	.000	0-0	.000	0	0	0	0.0	0	0	1	0	0	0	1.3
vs North Texas	11/25/2022		13:21	1-2	.500	0-1	.000	0-0	.000	0	0	0	0.0	1	0	2	0	0	2	1.5
vs Oakland	11/26/2022		05:21	0-1	.000	0-0	.000	0-0	.000	0	0	0	0.0	1	0	2	0	0	0	1.2
at Arkansas	12/03/2022		06:06	0-2	.000	0-1	.000	2-2	1.000	0	1	1	0.2	1	0	0	0	0	2	1.3
Cal Poly	12/20/2022		09:04	2-3	.667	0-0	.000	0-0	.000	0	0	0	0.1	0	1	1	0	0	4	1.7
UNLV	12/28/2022		05:11	1-2	.500	0-1	.000	0-0	.000	0	0	0	0.1	2	0	0	0	0	2	1.8
at Colorado St.	12/31/2022		05:29	1-2	.500	1-2	.500	1-2	.500	0	0	0	0.1	1	1	1	0	0	4	2.0
at Boise St.	01/03/2023		03:54	0-1	.000	0-0	.000	0-0	.000	1	2	3	0.4	0	0	1	0	0	0	1.8
at New Mexico	01/17/2023		03:40	0-1	.000	0-1	.000	0-0	.000	0	0	0	0.4	0	0	0	0	0	0	1.6
at Utah St.	01/21/2023		02:17	0-0	.000	0-0	.000	0-0	.000	0	0	0	0.3	0	0	0	0	0	0	1.5
Air Force	01/24/2023		05:32	0-1	.000	0-0	.000	2-4	.500	0	0	0	0.3	0	0	0	0	0	2	1.5
at San Diego St.	01/28/2023		06:51	1-1	1.000	0-0	.000	0-0	.000	0	1	1	0.4	0	0	1	0	0	2	1.6
Wyoming	02/04/2023		03:13	0-0	.000	0-0	.000	0-0	.000	0	0	0	0.3	1	0	1	0	0	0	1.5
New Mexico	02/17/2023		06:36	0-3	.000	0-1	.000	4-4	1.000	3	2	5	0.6	1	0	0	0	0	4	1.6
Totals		0	91:53	8-26	.308	1-9	.111	9-12	.750	4	6	10	0.6	12	2	10	0	0	26	1.6

Player Averages

Games Played	Minutes/ game	Points/ game	FG Pct	3FG Pct	FT Pct	Rebounds/ game	Assists/ game	Turnovers/ game	Assist/Turnover ratio	Steals/ game	Blocks/ game
16	5.7	1.6	30.8	11.1	75.0	0.6	0.1	0.6	0.2	0.0	0.0

				Field Goals		3-Point		F-Throws		Rebounds									Scoring	
SEASON	TEAM	GP-GS	MIN/AVG	FG-FGA	FG%	3FG-3FGA	3FG%	FT-FTA	FT%	OFF	DEF	TOT	AVG	PF-FO	A	TO	BLK	STL	PTS	AVG
2022-23	SJSU	16-0	92/5.7	8-26	.308	1-9	.111	9-12	.750	4	6	10	0.6	12-0	2	10	0	0	26	1.6
TOTAL		16-0	92/5.7	8-26	.308	1-9	.111	9-12	.750	4	6	10	0.6	12-0	2	10	0	0	26	1.6



#13
Alvaro
Cardenas
G • 6-1 • 180 • SO
Granada, Spain/
Get Better
Academy

*Starting point guard and team captain for the Spartans

*Led the team in scoring in six games

*Career-best 20 points in win over Fresno State when he was 7-for-14 from the field including 6-for-11 from three-point range

*Scored 17 points in four games this season - Alabama State, Hofstra, at Pacific and at Utah State

*Added 16 points in a home win over Colorado State

*13 games in double-digit scoring

*Second on the team in three-point field goals made with 51 including six against Fresno State and five at Pacific

*Key three-pointer made against Boise State at home to cut the deficit to one point with 47 seconds remaining in regulation

*Seven games with five or more assists including nine versus Fresno State and seven assists against Bethesda

*Two or more assists in 26 games and no turnovers in four games

Season Highs.....	Career Highs
20, Fresno State, 1/10.....	Points..... 20, Fresno State, 1/10/23
7, Two games.....	FG Made..... 7, Two games
16, Hofstra, 11/17.....	FG Attempted..... 16, Hofstra, 11/17/22
6, Fresno State, 1/10.....	3pt Made..... 6, Fresno State, 1/10/23
11, Fresno State, 1/10.....	3pt Attempted..... 11, Fresno St., 1/10/23
5, Boise State, 2/25.....	FT Made..... 5, Boise State, 2/25/23
7, at Colorado State, 12/31.....	FT Att.. 7, at Colorado St., 12/31/22
6, Three games.....	Rebounds..... 8, Bethesda, 1/8/22
9, Fresno State, 1/10.....	Assists..... 9, Fresno State, 1/10/23
1, Two games.....	Blocks..... 1, Two games
3, Two games.....	Steals..... 3, Five games

20+ Point Games (1)

20 - vs. Fresno State, 1/10

5+ Assists Games (7)


9 - vs. Fresno State, 1/10
 7 - vs. Bethesda, 11/12
 6 - at New Mexico, 1/17
 6 - at Nevada, 2/21
 5 - vs. Hofstra, 11/17
 5 - vs. Oakland, 11/26
 5 - vs. Colorado State, 2/28

Opponent	Date	GS	MIN	Total		3-Pointers		Free throws		Rebounds											
				FG-FGA	PCT	3FG-3FGA	PCT	FT-FTA	PCT	OFF	DEF	TOT	AVG	PF	A	TO	BLK	STL	PTS	AVG	
Ga. Southern	11/08/2022	*	36:46	6-10	.600	2-5	.400	0-0	.000	0	2	2	2.0	3	0	0	0	0	14	14.0	
Bethesda (CA)	11/12/2022	*	19:09	2-7	.286	0-2	.000	0-0	.000	0	2	2	2.0	3	7	1	0	1	4	9.0	
Alabama St.	11/15/2022	*	40:00	6-10	.600	3-5	.600	2-2	1.000	0	2	2	2.0	0	4	1	0	0	17	11.7	
Hofstra	11/17/2022	*	38:01	7-16	.438	3-7	.429	0-0	.000	1	1	2	2.0	1	5	1	0	0	17	13.0	
at Northern Colo.	11/19/2022	*	40:00	4-12	.333	1-6	.167	0-0	.000	0	3	3	2.2	0	4	0	0	1	9	12.2	
vs North Texas	11/25/2022	*	26:51	0-5	.000	0-3	.000	2-2	1.000	0	3	3	2.3	4	2	2	0	0	2	10.5	
vs Oakland	11/26/2022	*	27:33	2-6	.333	2-5	.400	0-0	.000	0	3	3	2.4	4	5	3	0	0	6	9.9	
vs Ball St.	11/27/2022	*	40:00	3-14	.214	2-7	.286	2-2	1.000	0	6	6	2.9	1	1	2	0	0	10	9.9	
at Arkansas	12/03/2022	*	32:13	3-7	.429	2-3	.667	1-2	.500	0	1	1	2.7	2	2	3	0	0	9	9.8	
CSU Bakersfield	12/06/2022	*	29:41	3-14	.214	0-6	.000	4-4	1.000	1	5	6	3.0	3	3	1	0	0	10	9.8	
at Santa Clara	12/10/2022	*	26:16	0-5	.000	0-3	.000	4-4	1.000	0	1	1	2.8	1	2	0	0	0	4	9.3	
at Pacific	12/17/2022	*	34:54	6-11	.545	5-8	.625	0-0	.000	0	1	1	2.7	1	4	5	0	0	17	9.9	
Cal Poly	12/20/2022	*	29:38	3-6	.500	0-2	.000	2-3	.667	0	3	3	2.7	2	2	2	0	1	8	9.8	
UNLV	12/28/2022	*	30:50	3-9	.333	0-4	.000	1-2	.500	1	2	3	2.7	0	2	1	0	2	7	9.6	
at Colorado St.	12/31/2022	*	30:01	3-10	.300	2-3	.667	4-7	.571	0	1	1	2.6	3	2	1	0	0	12	9.7	
at Boise St.	01/03/2023	*	33:03	5-12	.417	1-4	.250	1-1	1.000	0	6	6	2.8	2	3	2	0	1	12	9.9	
Nevada	01/07/2023	*	21:37	0-3	.000	0-2	.000	0-0	.000	0	2	2	2.8	3	3	2	0	1	0	9.3	
Fresno St.	01/10/2023	*	40:00	7-14	.500	6-11	.545	0-0	.000	0	4	4	2.8	1	9	2	0	1	20	9.9	
at New Mexico	01/17/2023	*	35:35	2-9	.222	2-7	.286	2-2	1.000	1	1	2	2.8	3	6	0	1	2	8	9.8	
at Utah St.	01/21/2023	*	40:00	5-13	.385	4-7	.571	3-3	1.000	2	2	4	2.9	2	4	2	0	3	17	10.2	
Air Force	01/24/2023	*	34:28	5-10	.500	2-4	.500	0-0	.000	1	0	1	2.8	1	1	1	0	0	12	10.2	
at San Diego St.	01/28/2023	*	31:15	3-12	.250	0-5	.000	3-4	.750	1	2	3	2.8	4	3	3	0	0	9	10.2	
Wyoming	02/04/2023	*	40:00	5-9	.556	3-6	.500	0-0	.000	0	1	1	2.7	2	4	2	0	2	13	10.3	
at Fresno St.	02/07/2023	*	40:00	3-12	.250	2-6	.333	1-1	1.000	2	1	3	2.7	3	1	3	1	2	9	10.3	
Utah St.	02/11/2023	*	36:49	3-12	.250	1-5	.200	0-0	.000	1	3	4	2.8	3	2	3	0	0	7	10.1	
at UNLV	02/14/2023	*	31:19	1-6	.167	0-4	.000	1-2	.500	0	5	5	2.8	3	4	2	0	1	3	9.8	
New Mexico	02/17/2023	*	23:57	4-10	.400	0-3	.000	0-1	.000	0	0	0	2.7	3	1	5	0	1	8	9.8	
at Nevada	02/21/2023	*	36:14	3-8	.375	2-7	.286	0-0	.000	1	4	5	2.8	0	6	2	0	1	8	9.7	
Boise St.	02/25/2023	*	38:57	1-3	.333	1-2	.500	5-6	.833	0	3	3	2.8	2	4	4	0	0	8	9.7	
Colorado St.	02/28/2023	*	38:04	6-14	.429	4-10	.400	0-0	.000	1	2	3	2.8	4	5	1	0	3	16	9.9	
at Air Force	03/04/2023	*	37:53	4-10	.400	1-5	.200	1-2	.500	1	3	4	2.9	2	2	4	0	1	10	9.9	
Totals			31	1041:04	108-299	.361	51-157	.325	39-50	.780	14	75	89	2.9	66	103	61	2	24	306	9.9

Player Averages

Games Played	Minutes/game	Points/game	FG Pct	3FG Pct	FT Pct	Rebounds/game	Assists/game	Turnovers/game	Assist/Turnover ratio	Steals/game	Blocks/game
31	33.6	9.9	36.1	32.5	78.0	2.9	3.3	2.0	1.7	0.8	0.1

				Field Goals		3-Point		F-Throws		Rebounds									Scoring	
SEASON	TEAM	GP-GS	MIN/AVG	FG-FGA	FG%	3FG-3FGA	3FG%	FT-FTA	FT%	OFF	DEF	TOT	AVG	PF-FO	A	TO	BLK	STL	PTS	AVG
2021-22	SJSU	31-22	833/26.9	73-172	.424	34-90	.378	21-31	.677	9	66	75	2.4	92-3	81	59	0	29	201	6.5
2022-23	SJSU	31-31	1041/33.6	108-299	.361	51-157	.325	39-50	.780	14	75	89	2.9	66-0	103	61	2	24	306	9.9
TOTAL		62-53	1874/30.2	181-471	.384	85-247	.344	60-81	.741	23	141	164	2.6	158-3	184	120	2	53	507	8.2



#15

Trey

Anderson

F • 6-7 • 206 • JR
San Diego, Calif./
South Carolina

10+ Rebound Games (1)
11 - at N. Colorado, 11/19

Started all 31 games this season

Shooting 87.5 percent from the free throw line

Only double-double of the season with 11 points and 11 rebounds in the win at Northern Colorado

Scored in double figures in seven games

Added 19 points in a win at UNLV where he was 6-for-9 from the field and 5-for-7 from three-point range

Scored 13 points in a win over Colorado State where he made 3 threes and perfect 4-for-4 from the line

Made at least one three-point field goal in 16 games including 5 at UNLV and 4 against North Texas

One of four Spartans to make 30+ three-pointers this season

Blocked two shots at Northern Colorado

Season Highs.....Career Highs
 19, Two gamesPoints..... 23, Pacific, 12/11/21
 6, Three gamesFG Made8, Pacific, 12/11/21
 9, Three gamesFG Attempted 16, Pacific, 12/11/21
 5, at UNLV, 2/14 3pt Made 5, Two games
 7, Three games 3pt Attempted9, Pacific, 12/11/21
 4, Four games..... FT Made.....4, Six games
 4, Five games..... FT Att8, at Fresno State, 1/11/22
 11, at N. Colorado, 11/19.....Rebounds... 12, at Portland, 12/17/21
 4, Hofstra, 11/17 Assists 4, Hofstra, 11/17/22
 2, at N. Colorado, 11/19.....Blocks..... 2, Two games
 2, at New Mexico, 1/17 Steals2, at New Mexico, 1/17/23

Opponent	Date	GS	MIN	Total		3-Pointers		Free throws		Rebounds											
				FG-FGA	PCT	3FG-3FGA	PCT	FT-FTA	PCT	OFF	DEF	TOT	AVG	PF	A	TO	BLK	STL	PTS	AVG	
Ga. Southern	11/08/2022	*	28:10	1-3	.333	1-2	.500	4-4	1.000	0	2	2	2.0	2	1	2	0	0	7	7.0	
Bethesda (CA)	11/12/2022	*	16:51	2-8	.250	1-6	.167	0-0	.000	2	4	6	4.0	1	0	2	0	0	5	6.0	
Alabama St.	11/15/2022	*	21:38	0-0	.000	0-0	.000	2-2	1.000	1	3	4	4.0	5	0	2	0	1	2	4.7	
Hofstra	11/17/2022	*	26:58	2-4	.500	0-1	.000	2-2	1.000	0	1	1	3.3	0	4	0	0	0	6	5.0	
at Northern Colo.	11/19/2022	*	33:09	3-5	.600	2-3	.667	3-4	.750	2	9	11	4.8	2	2	1	2	0	11	6.2	
vs North Texas	11/25/2022	*	22:32	6-6	1.000	4-4	1.000	0-0	.000	1	1	2	4.3	2	1	2	0	0	16	7.8	
vs Oakland	11/26/2022	*	33:30	6-9	.667	3-6	.500	4-4	1.000	1	1	2	4.0	3	3	1	0	0	19	9.4	
vs Ball St.	11/27/2022	*	36:48	3-7	.429	3-7	.429	2-2	1.000	0	3	3	3.9	4	1	1	0	1	11	9.6	
at Arkansas	12/03/2022	*	26:10	1-5	.200	0-2	.000	0-0	.000	0	2	2	3.7	1	0	1	0	1	2	8.8	
CSU Bakersfield	12/06/2022	*	25:00	2-4	.500	0-1	.000	4-4	1.000	1	2	3	3.6	4	0	1	0	0	8	8.7	
at Santa Clara	12/10/2022	*	30:15	2-5	.400	2-5	.400	0-0	.000	0	3	3	3.5	3	1	0	0	0	6	8.5	
at Pacific	12/17/2022	*	30:25	3-6	.500	2-4	.500	1-1	1.000	2	1	3	3.5	3	0	2	0	0	9	8.5	
Cal Poly	12/20/2022	*	17:06	0-4	.000	0-1	.000	0-0	.000	1	0	1	3.3	3	3	0	0	0	0	7.8	
UNLV	12/28/2022	*	31:05	3-9	.333	3-7	.429	0-1	.000	1	3	4	3.4	2	1	2	0	0	9	7.9	
at Colorado St.	12/31/2022	*	24:16	0-2	.000	0-2	.000	1-2	.500	0	3	3	3.3	4	0	2	0	0	1	7.5	
at Boise St.	01/03/2023	*	18:03	0-4	.000	0-3	.000	2-2	1.000	1	0	1	3.2	3	0	1	0	0	2	7.1	
Nevada	01/07/2023	*	22:48	2-6	.333	2-6	.333	0-0	.000	0	2	2	3.1	2	0	3	0	1	6	7.1	
Fresno St.	01/10/2023	*	20:59	1-4	.250	0-3	.000	0-0	.000	0	1	1	3.0	2	1	1	0	0	2	6.8	
at New Mexico	01/17/2023	*	25:26	1-8	.125	0-5	.000	0-0	.000	0	1	1	2.9	3	0	0	0	2	2	6.5	
at Utah St.	01/21/2023	*	13:22	0-1	.000	0-0	.000	0-0	.000	0	0	0	2.8	3	0	1	0	0	0	6.2	
Air Force	01/24/2023	*	22:37	0-1	.000	0-1	.000	0-0	.000	0	2	2	2.7	0	3	0	0	1	0	5.9	
at San Diego St.	01/28/2023	*	17:53	2-6	.333	2-2	1.000	2-2	1.000	1	1	2	2.7	2	1	0	0	0	8	6.0	
Wyoming	02/04/2023	*	35:51	4-7	.571	2-4	.500	0-0	.000	0	1	1	2.6	3	2	2	1	1	10	6.2	
at Fresno St.	02/07/2023	*	19:03	1-5	.200	0-2	.000	0-0	.000	0	1	1	2.5	1	1	2	0	0	2	6.0	
Utah St.	02/11/2023	*	24:10	3-6	.500	1-2	.500	0-0	.000	3	4	7	2.7	4	0	0	0	1	7	6.0	
at UNLV	02/14/2023	*	27:51	6-9	.667	5-7	.714	2-2	1.000	1	4	5	2.8	4	1	3	1	0	19	6.5	
New Mexico	02/17/2023	*	20:14	1-5	.200	1-1	1.000	1-2	.500	1	1	2	2.8	2	0	0	0	0	4	6.4	
at Nevada	02/21/2023	*	20:08	1-3	.333	1-3	.333	0-0	.000	0	0	0	2.7	4	1	1	1	0	3	6.3	
Boise St.	02/25/2023	*	15:46	0-3	.000	0-2	.000	0-0	.000	0	0	0	2.6	4	1	1	0	0	0	6.1	
Colorado St.	02/28/2023	*	28:41	3-5	.600	3-4	.750	4-4	1.000	1	2	3	2.6	2	2	0	1	0	13	6.3	
at Air Force	03/04/2023	*	16:24	0-3	.000	0-3	.000	1-2	.500	0	1	1	2.5	3	0	0	0	0	1	6.2	
Totals			31	753:09	59-153	.386	38-99	.384	35-40	.875	20	59	79	2.5	81	30	34	6	9	191	6.2

Player Averages

Games Played	Minutes/game	Points/game	FG Pct	3FG Pct	FT Pct	Rebounds/game	Assists/game	Turnovers/game	Assist/Turnover ratio	Steals/game	Blocks/game
31	24.3	6.2	38.6	38.4	87.5	2.5	1.0	1.1	0.9	0.3	0.2

SEASON	TEAM	GP-GS	MIN/AVG	Field Goals FG-FGA FG%	3-Point 3FG-3FGA 3FG%	F-Throws FT-FTA FT%	Rebounds OFF DEF TOT AVG	PF-FO	A	TO	BLK	STL	PTS	AVG
2019-20	USC	8-0	22/2.8	0-7 .000	0-3 .000	2-2 1.000	0 0 0 0.0	2-0	0	0	0	1	2	0.3
2020-21	USC	13-1	93/7.2	14-23 .609	2-8 .250	3-6 .500	9 6 15 1.2	9-0	4	1	0	2	33	2.5
2021-22	SJSU	30-25	800/26.7	95-203 .468	43-95 .453	29-44 .659	33 89 122 4.1	106-6	29	36	6	8	262	8.7
2022-23	SJSU	31-31	753/24.3	59-153 .386	38-99 .384	35-40 .875	20 59 79 2.5	81-1	30	34	6	9	191	6.2
TOTAL FOR SJSU		61-56	1553/25.5	154-356 .433	81-194 .418	64-84 .762	53 148 201 3.3	187-7	59	70	12	17	453	7.4
TOTAL		82-57	1668/20.3	168-386 .435	83-205 .405	69-92 .750	62 154 216 2.6	198-7	63	71	12	20	488	6.0



#20
Kellen
King
G • 6-4 • 190 • SR
Brentwood, Tenn./
Missouri-St. Louis

Transferred from the University of Missouri-St. Louis

Has seen action in 11 games

Scored five points in the win over Bethesda

Added two points against New Mexico, making two free throws

Dished out two assists against Bethesda and one versus Cal Poly

Had a steal against North Texas and New Mexico

Season Highs.....Career Highs

5, Bethesda, 11/12.....Points... 19, at SW Baptist, 1/11/20*

2, Bethesda, 11/12.....FG Made 7, vs. Drury, 3/6/21*

2, Two gamesFG Attempted..... 13, vs. Drury, 3/6/21*

1, Bethesda, 11/12..... 3pt Made ..6, at SW Baptist, 1/11/20*

1, Bethesda, 11/12..... 3pt Attempted 8, Three games*

2, New Mexico, 2/17 FT Made.. 11, P.R.-Bayamon, 12/19/19*

2, Two games FT Att 17, P.R.-Bayamon, 12/19/19*

2, Three gamesRebounds..11, vs. Ill. College, 11/19/19*

2, Bethesda, 11/12..... Assists 4, East-West U., 11/24/21*

1, Cal Poly, 12/20.....Blocks..... 2, Two games*

1, Two games Steals 3, Two games*

.....*at Missouri-St. Louis

Opponent	Date	GS	MIN	Total		3-Pointers		Free throws		Rebounds				PF	A	TO	BLK	STL	PTS	AVG
				FG-FGA	PCT	3FG-3FGA	PCT	FT-FTA	PCT	OFF	DEF	TOT	AVG							
Bethesda (CA)	11/12/2022		10:32	2-2	1.000	1-1	1.000	0-0	.000	0	2	2	2.0	0	2	0	0	0	5	5.0
at Northern Colo.	11/19/2022		02:26	0-0	.000	0-0	.000	0-0	.000	0	0	0	1.0	0	0	0	0	0	0	2.5
vs North Texas	11/25/2022		05:53	0-0	.000	0-0	.000	0-0	.000	0	0	0	0.7	0	0	1	0	1	0	1.7
at Arkansas	12/03/2022		04:08	0-1	.000	0-0	.000	0-0	.000	0	0	0	0.5	0	0	0	0	0	0	1.3
Cal Poly	12/20/2022		02:30	0-0	.000	0-0	.000	1-2	.500	0	2	2	0.8	1	1	0	1	0	1	1.2
Nevada	01/07/2023		01:59	0-1	.000	0-0	.000	0-0	.000	0	0	0	0.7	0	0	0	0	0	0	1.0
at New Mexico	01/17/2023		02:12	0-0	.000	0-0	.000	0-0	.000	0	1	1	0.7	0	0	0	0	0	0	0.9
Air Force	01/24/2023		03:27	1-2	.500	0-0	.000	0-0	.000	0	2	2	0.9	0	0	0	0	0	2	1.0
at San Diego St.	01/28/2023		00:59	0-0	.000	0-0	.000	0-0	.000	0	0	0	0.8	0	0	0	0	0	0	0.9
New Mexico	02/17/2023		02:17	0-1	.000	0-1	.000	2-2	1.000	0	0	0	0.7	0	0	1	0	1	2	1.0
Colorado St.	02/28/2023		01:56	0-0	.000	0-0	.000	0-0	.000	0	0	0	0.6	0	0	0	0	0	0	0.9
Totals		0	38:19	3-7	.429	1-2	.500	3-4	.750	0	7	7	0.6	1	3	4	1	2	10	0.9

Player Averages

Games Played	Minutes/ game	Points/ game	FG Pct	3FG Pct	FT Pct	Rebounds/ game	Assists/ game	Turnovers/ game	Assist/Turnover ratio	Steals/ game	Blocks/ game
11	3.5	0.9	42.9	50.0	75.0	0.6	0.3	0.4	0.8	0.2	0.1

				Field Goals		3-Point		F-Throws		Rebounds				Scoring						
SEASON	TEAM	GP-GS	MIN/AVG	FG-FGA	FG%	3FG-3FGA	3FG%	FT-FTA	FT%	OFF	DEF	TOT	AVG	PF-FO	A	TO	BLK	STL	PTS	AVG
2018-19	C-N	2-0	8/4.0	1-1	1.000	0-0	.000	0-0	.000	0	1	1	0.5	1-0	0	1	0	0	2	1.0
2019-20	UMSL	31-0	456/14.7	52-122	.426	18-60	.300	26-41	.634	28	73	101	3.3	45-0	17	26	6	13	148	4.8
2020-21	UMSL	19-10	445/23.4	61-122	.500	28-71	.394	16-19	.842	14	78	92	4.8	25-0	21	22	7	12	166	8.7
2021-22	UMSL	32-1	245/7.7	32-64	.500	14-33	.424	11-13	.846	5	28	33	1.0	21-0	12	11	0	8	89	2.8
2022-23	SJSU	11-0	38/3.5	3-7	.429	1-2	.500	3-4	.750	0	7	7	0.6	1-0	3	4	1	2	10	0.9
TOTAL FOR SJSU		11-0	38/3.5	3-7	.429	1-2	.500	3-4	.750	0	7	7	0.6	1-0	3	4	1	2	10	0.9
TOTAL		95-11	1192/12.5	149-316	.472	61-166	.367	56-77	.727	47	187	234	2.5	93-0	53	64	14	35	415	4.4



Played in six games this season

Attempted three shots against Bethesda

Grabbed a rebound against Nevada and New Mexico

Season Highs.....	Career Highs
.....	Points.....
.....	FG Made.....
3, Bethesda, 11/12.....	FG Attempted.....3, Bethesda, 11/12/22
.....	3pt Made.....
3, Bethesda, 11/12.....	3pt Attempted.....3, Bethesda, 11/12/22
.....	FT Made.....
.....	FT Attempted.....
1, Two games.....	Rebounds..... 1, Two games
.....	Assists.....
.....	Blocks.....
.....	Steals.....

#21
Nico
D'Augusta
G • 6-3 • 200 • FR
San Jose, Calif./
Valley Christian
HS

Opponent	Date	GS	MIN	Total		3-Pointers		Free throws		Rebounds				PF	A	TO	BLK	STL	PTS	AVG
				FG-FGA	PCT	3FG-3FGA	PCT	FT-FTA	PCT	OFF	DEF	TOT	AVG							
Bethesda (CA)	11/12/2022		05:18	0-3	.000	0-3	.000	0-0	.000	0	0	0	0.0	1	0	0	0	0	0	0.0
vs North Texas	11/25/2022		01:51	0-0	.000	0-0	.000	0-0	.000	0	0	0	0.0	0	0	0	0	0	0	0.0
Cal Poly	12/20/2022		02:30	0-0	.000	0-0	.000	0-0	.000	0	0	0	0.0	1	0	1	0	0	0	0.0
Nevada	01/07/2023		01:59	0-0	.000	0-0	.000	0-0	.000	0	1	1	0.3	0	0	0	0	0	0	0.0
Air Force	01/24/2023		03:00	0-1	.000	0-1	.000	0-0	.000	0	0	0	0.2	0	0	0	0	0	0	0.0
New Mexico	02/17/2023		02:17	0-0	.000	0-0	.000	0-0	.000	0	1	1	0.3	0	0	0	0	0	0	0.0
Totals		0	16:55	0-4	.000	0-4	.000	0-0	.000	0	2	2	0.3	2	0	1	0	0	0	0.0

Player Averages

Games Played	Minutes/ game	Points/ game	FG Pct	3FG Pct	FT Pct	Rebounds/ game	Assists/ game	Turnovers/ game	Assist/Turnover ratio	Steals/ game	Blocks/ game
6	2.8	0.0	0.0	0.0	0.0	0.3	0.0	0.2	0.0	0.0	0.0

				Field Goals		3-Point		F-Throws		Rebounds									Scoring	
SEASON	TEAM	GP-GS	MIN/AVG	FG-FGA	FG%	3FG-3FGA	3FG%	FT-FTA	FT%	OFF	DEF	TOT	AVG	PF-FO	A	TO	BLK	STL	PTS	AVG
2022-23	SJSU	6-0	17/2.8	0-4	.000	0-4	.000	0-0	.000	0	2	2	0.3	2-0	0	1	0	0	0	0.0
TOTAL		6-0	17/2.8	0-4	.000	0-4	.000	0-0	.000	0	2	2	0.3	2-0	0	1	0	0	0	0.0



#22
Robert
Vaihola
F • 6-8 • 245 • SO
San Mateo, Calif./
Fresno State

*Transferred from Fresno State and one of the first players off the bench
 *Led the Spartans in scoring in three games - Bethesda (14), Ball State (15) and at San Diego State (12)
 *Hit the game-winning basket off an offensive rebound against Ball State
 *Grabbed the inbounds pass to steal the ball and seal the win for SJSU
 *Scored 13 of his 15 points in 11 minutes of the second half and grabbed five offensive rebounds

*Career-high 18 points against Air Force, 14 points at Fresno State and 12 points against Fresno State

*Team leader in rebounding in eight games

*Ranks 50th nationally in offensive rebounds per game at 2.90 pg

*Three doubles on the season - 14 points and 10 rebounds against Bethesda. 18 points and 10 rebounds versus Air Force and 15 points and 11 rebounds against Boise State

*Five games with 10+ rebounds and 21 games with 6+ rebounds

*Eight offensive rebounds in a home game with New Mexico and seven at home against Boise State

*Three blocks at Colorado State and two blocks against UNLV and Fresno State

*Three steals at New Mexico

Season Highs.....	Career Highs
18, vs. Air Force, 1/24.....	Points..... 18, vs. Air Force, 1/24/23
9, vs. Air Force, 1/24.....	FG Made..... 9, vs. Air Force, 1/24/23
12, vs. Air Force, 1/24.....	FG Att..... 12, vs. Air Force, 1/24/23
.....	3pt Made.....
.....	3pt Attempted.....
5, vs. Boise State, 2/25.....	FT Made.....5, vs. Boise State, 2/25/23
6, Two games.....	FT Attempted.....6, Two games
13, vs. UNLV, 12/28.....	Rebounds..... 13, vs. UNLV, 12/28/22
2, Four games.....	Assists..... 2, Five games
3, at Colorado State, 12/31.....	Blocks.. 3, at Colorado St., 12/31/22
3, at New Mexico, 1/17.....	Steals.....3, at New Mexico, 1/17/23

10+ Rebounds Games (5)


13 - UNLV, 12/28
 11 - Boise State, 2/28
 10 - Bethesda, 11/12
 10 - at New Mexico, 1/17
 10 - Air Force, 1/24

Opponent	Date	GS	MIN	Total		3-Pointers		Free throws		Rebounds				PF	A	TO	BLK	STL	PTS	AVG
				FG-FGA	PCT	3FG-3FGA	PCT	FT-FTA	PCT	OFF	DEF	TOT	AVG							
Ga. Southern	11/08/2022		09:30	1-3	.333	0-0	.000	0-0	.000	1	2	3	3.0	1	0	2	0	1	2	2.0
Bethesda (CA)	11/12/2022		15:51	6-6	1.000	0-0	.000	2-3	.667	4	6	10	6.5	1	0	1	0	0	14	8.0
Alabama St.	11/15/2022		15:10	3-4	.750	0-0	.000	1-2	.500	4	2	6	6.3	0	1	0	0	0	7	7.7
Hofstra	11/17/2022		10:02	3-3	1.000	0-0	.000	0-0	.000	0	3	3	5.5	1	1	0	0	0	6	7.3
at Northern Colo.	11/19/2022		13:41	3-3	1.000	0-0	.000	0-0	.000	2	4	6	5.6	3	0	6	0	0	6	7.0
vs North Texas	11/25/2022		15:35	0-0	.000	0-0	.000	2-4	.500	1	0	1	4.8	1	0	2	0	0	2	6.2
vs Oakland	11/26/2022		18:14	4-4	1.000	0-0	.000	1-2	.500	1	7	8	5.3	1	1	0	1	0	9	6.6
vs Ball St.	11/27/2022		14:38	6-7	.857	0-0	.000	3-4	.750	5	3	8	5.6	4	2	2	1	2	15	7.6
at Arkansas	12/03/2022		15:58	0-2	.000	0-0	.000	0-0	.000	0	1	1	5.1	2	0	3	0	0	0	6.8
CSU Bakersfield	12/06/2022		13:42	2-4	.500	0-0	.000	2-3	.667	4	2	6	5.2	1	0	1	0	0	6	6.7
at Santa Clara	12/10/2022		18:17	3-6	.500	0-0	.000	0-0	.000	3	4	7	5.4	0	1	1	1	0	6	6.6
at Pacific	12/17/2022		17:05	3-4	.750	0-0	.000	0-0	.000	1	3	4	5.3	1	0	2	0	0	6	6.6
Cal Poly	12/20/2022		17:48	2-4	.500	0-0	.000	2-4	.500	4	4	8	5.5	1	2	0	0	0	6	6.5
UNLV	12/28/2022		34:16	4-5	.800	0-0	.000	1-2	.500	5	8	13	6.0	0	1	0	2	1	9	6.7
at Colorado St.	12/31/2022		22:26	3-5	.600	0-0	.000	1-1	1.000	4	5	9	6.2	0	0	1	3	0	7	6.7
at Boise St.	01/03/2023		19:35	3-3	1.000	0-0	.000	0-0	.000	1	3	4	6.1	1	0	0	0	0	6	6.7
Nevada	01/07/2023		18:11	3-4	.750	0-0	.000	0-0	.000	0	2	2	5.8	2	0	3	0	0	6	6.6
Fresno St.	01/10/2023		19:13	6-7	.857	0-0	.000	0-1	.000	2	5	7	5.9	3	0	1	2	1	12	6.9
at New Mexico	01/17/2023		24:51	2-2	1.000	0-0	.000	0-0	.000	4	6	10	6.1	1	0	1	0	3	4	6.8
at Utah St.	01/21/2023		20:01	3-4	.750	0-0	.000	2-3	.667	4	3	7	6.2	3	1	2	0	0	8	6.9
Air Force	01/24/2023		25:21	9-12	.750	0-0	.000	0-2	.000	4	6	10	6.3	0	0	0	0	1	18	7.4
at San Diego St.	01/28/2023		23:03	6-7	.857	0-0	.000	0-0	.000	2	1	3	6.2	2	0	2	0	0	12	7.6
Wyoming	02/04/2023		19:35	3-3	1.000	0-0	.000	2-2	1.000	1	2	3	6.0	4	0	1	1	0	8	7.6
at Fresno St.	02/07/2023		23:32	6-8	.750	0-0	.000	2-6	.333	5	2	7	6.1	4	0	1	1	2	14	7.9
Utah St.	02/11/2023		23:05	2-3	.667	0-0	.000	0-1	.000	5	3	8	6.2	1	2	0	0	0	4	7.7
at UNLV	02/14/2023		22:52	3-5	.600	0-0	.000	3-4	.750	1	3	4	6.1	4	1	3	0	0	9	7.8
New Mexico	02/17/2023		19:36	3-6	.500	0-0	.000	2-2	1.000	8	1	9	6.2	2	1	2	1	1	8	7.8
at Nevada	02/21/2023		20:45	1-2	.500	0-0	.000	0-0	.000	2	5	7	6.2	4	2	0	0	0	2	7.6
Boise St.	02/25/2023		33:57	5-7	.714	0-0	.000	5-8	.625	7	4	11	6.4	5	0	1	2	0	15	7.8
Colorado St.	02/28/2023		25:14	1-3	.333	0-0	.000	1-2	.500	2	3	5	6.3	0	1	1	1	0	3	7.7
at Air Force	03/04/2023		18:57	2-2	1.000	0-0	.000	0-1	.000	2	2	4	6.3	1	0	1	1	0	4	7.5
Totals		0	610:00	101-138	.732	0-0	.000	32-57	.561	89	105	194	6.3	54	17	40	17	12	234	7.5

Player Averages

Games Played	Minutes/game	Points/game	FG Pct	3FG Pct	FT Pct	Rebounds/game	Assists/game	Turnovers/game	Assist/Turnover ratio	Steals/game	Blocks/game
31	19.7	7.5	73.2	0.0	56.1	6.3	0.5	1.3	0.4	0.4	0.5

SEASON	TEAM	GP-GS	MIN/AVG	Field Goals FG-FGA FG%	3-Point 3FG-3FGA 3FG%	F-Throws FT-FTA FT%	Rebounds OFF DEF TOT AVG	PF-FO	A	TO	BLK	STL	PTS	AVG
2021-22	Fresno	22-0	150/6.8	13-17 .765	0-0 .000	6-17 .353	13 30 43 2.0	13-0	5	9	5	1	32	1.5
2022-23	SJSU	31-0	610/19.7	101-138 .732	0-0 .000	32-57 .561	89 105 194 6.3	54-1	17	40	17	12	234	7.5
TOTAL FOR SJSU		31-0	610/19.7	101-138 .732	0-0 .000	32-57 .561	89 105 194 6.3	54-1	17	40	17	12	234	7.5
TOTAL		53-0	760/14.3	114-155 .735	0-0 .000	38-74 .514	102 135 237 4.5	67-1	22	49	22	13	266	5.0



#23
Sage
Tolbert
F • 6-8 • 245 • SR
New Orleans, La./
Temple

Started all 31 games after transferring from Temple

Team leader in rebounding at 7.3 pg

Six games with 10+ rebounds including 14 against Bethesda and 13 at Colorado State

Led the team in rebounding in 11 games

Four double-doubles on the season

Made at least one three-pointer in 16 games including 4-for-4 in the win at Santa Clara

Led the team with 25 points in the win over Oakland

Scored 10+ points in nine games

Five assists at Pacific and three against Bethesda and Cal Poly

Three steals against Wyoming and two steals against Oakland, at Utah State, at Fresno State and at UNLV

Season Highs.....	Career Highs
25, vs. Oakland, 11/26	Points..... 25, vs. Oakland, 11/26/22
11, vs. Oakland, 11/26	FG Made... 11, vs. Oakland, 11/26/22
12, vs. Oakland, 11/26	FG Att..... 12, vs. Oakland, 11/26/22
4, at Santa Clara, 12/10	3pt Made 4, at Santa Clara, 12/10/22
4, at Santa Clara, 12/10	3pt Att... 4, at Santa Clara, 12/10/22
6, at N. Colorado, 11/19	FT Made 6, at N. Colorado, 11/19/22
7, CSU Bakersfield, 12/6	FT Att... 7, CSU Bakersfield, 12/6/22
14, Bethesda, 11/12	Rebounds..... 14, Bethesda, 11/12/22
5, at Pacific, 12/17	Assists 5, at Pacific, 12/17/22
2, Three games	Blocks..... 2, Four games
3, Wyoming, 2/4	Steals..... 3, Three games*
	*2 at Temple

20+ Point Games (1)

25 - vs. Oakland, 11/26

10+ Rebound Games (6)

14 - Bethesda, 11/12
13 - at Colorado St., 12/31
12 - Hofstra - 11/17
12 - at Santa Clara, 12/10
11 - at Arkansas, 12/3
10 - at Fresno State, 2/7

Opponent	Date	GS	MIN	Total		3-Pointers		Free throws		Rebounds				PF	A	TO	BLK	STL	PTS	AVG	
				FG-FGA	PCT	3FG-3FGA	PCT	FT-FTA	PCT	OFF	DEF	TOT	AVG								
Ga. Southern	11/08/2022	*	25:53	4-6	.667	0-0	.000	0-0	.000	0	7	7	7.0	3	2	0	0	0	8	8.0	
Bethesda (CA)	11/12/2022	*	19:58	5-9	.556	0-1	.000	3-4	.750	8	6	14	10.5	0	3	0	0	0	13	10.5	
Alabama St.	11/15/2022	*	27:20	1-3	.333	0-0	.000	2-4	.500	4	3	7	9.3	5	1	1	0	0	4	8.3	
Hofstra	11/17/2022	*	29:44	3-7	.429	1-3	.333	1-2	.500	2	10	12	10.0	4	2	0	0	0	8	8.3	
at Northern Colo.	11/19/2022	*	30:06	5-11	.455	1-2	.500	6-6	1.000	3	4	7	9.4	2	1	1	0	0	17	10.0	
vs North Texas	11/25/2022	*	18:26	1-1	1.000	1-1	1.000	0-2	.000	1	2	3	8.3	1	1	2	1	0	3	8.8	
vs Oakland	11/26/2022	*	29:10	11-12	.917	1-1	1.000	2-2	1.000	2	5	7	8.1	1	0	2	1	2	25	11.1	
vs Ball St.	11/27/2022	*	25:55	1-4	.250	0-1	.000	2-4	.500	2	5	7	8.0	5	0	2	0	0	4	10.3	
at Arkansas	12/03/2022	*	28:53	5-8	.625	1-2	.500	1-2	.500	5	6	11	8.3	3	0	2	0	1	12	10.4	
CSU Bakersfield	12/06/2022	*	33:47	3-4	.750	0-1	.000	3-7	.429	1	8	9	8.4	2	1	4	0	1	9	10.3	
at Santa Clara	12/10/2022	*	34:44	7-11	.636	4-4	1.000	0-0	.000	2	10	12	8.7	1	1	0	0	1	18	11.0	
at Pacific	12/17/2022	*	34:29	1-6	.167	0-2	.000	0-2	.000	3	4	7	8.6	0	5	0	0	0	2	10.3	
Cal Poly	12/20/2022	*	25:37	2-3	.667	1-2	.500	1-2	.500	1	2	3	8.2	1	3	1	2	1	6	9.9	
UNLV	12/28/2022	*	23:14	2-5	.400	1-3	.333	4-6	.667	4	2	6	8.0	4	0	2	0	0	9	9.9	
at Colorado St.	12/31/2022	*	30:15	5-9	.556	1-3	.333	0-0	.000	2	11	13	8.3	2	1	1	1	0	11	9.9	
at Boise St.	01/03/2023	*	31:40	2-8	.250	1-3	.333	0-0	.000	2	3	5	8.1	1	0	2	0	0	5	9.6	
Nevada	01/07/2023	*	22:26	1-3	.333	1-2	.500	0-0	.000	0	4	4	7.9	2	1	4	0	1	3	9.2	
Fresno St.	01/10/2023	*	29:29	5-9	.556	2-3	.667	0-0	.000	1	5	6	7.8	2	1	0	1	0	12	9.4	
at New Mexico	01/17/2023	*	20:12	1-5	.200	0-3	.000	1-1	1.000	1	2	3	7.5	4	0	1	0	0	3	9.1	
at Utah St.	01/21/2023	*	33:56	3-8	.375	0-1	.000	1-1	1.000	2	6	8	7.6	1	1	1	0	2	7	9.0	
Air Force	01/24/2023	*	24:32	4-7	.571	0-1	.000	1-1	1.000	2	6	8	7.6	2	0	1	0	0	9	9.0	
at San Diego St.	01/28/2023	*	28:15	0-3	.000	0-2	.000	2-2	1.000	1	6	7	7.5	4	0	1	1	0	2	8.6	
Wyoming	02/04/2023	*	37:57	5-8	.625	1-2	.500	3-4	.750	2	3	5	7.4	2	1	1	1	3	14	8.9	
at Fresno St.	02/07/2023	*	31:54	3-10	.300	1-2	.500	2-2	1.000	5	5	10	7.5	2	0	0	0	2	9	8.9	
Utah St.	02/11/2023	*	32:18	3-7	.429	0-2	.000	4-7	.571	2	3	5	7.4	3	0	2	1	0	10	8.9	
at UNLV	02/14/2023	*	30:43	3-3	1.000	1-1	1.000	0-0	.000	2	3	5	7.3	3	0	2	2	2	7	8.8	
New Mexico	02/17/2023	*	29:39	0-6	.000	0-2	.000	0-0	.000	5	3	8	7.4	2	0	0	0	1	0	8.5	
at Nevada	02/21/2023	*	27:57	1-7	.143	0-2	.000	0-0	.000	2	3	5	7.3	1	1	1	1	1	2	8.3	
Boise St.	02/25/2023	*	22:38	3-9	.333	0-3	.000	0-0	.000	1	8	9	7.3	0	1	1	0	1	6	8.2	
Colorado St.	02/28/2023	*	26:06	2-5	.400	1-3	.333	0-0	.000	2	5	7	7.3	0	0	2	2	0	5	8.1	
at Air Force	03/04/2023	*	24:12	1-5	.200	1-2	.500	0-0	.000	2	5	7	7.3	0	0	1	0	1	3	7.9	
Totals			31	871:23	93-202	.460	21-60	.350	39-61	.639	72	155	227	7.3	63	27	38	14	20	246	7.9

Player Averages

Games Played	Minutes/ game	Points/ game	FG Pct	3FG Pct	FT Pct	Rebounds/ game	Assists/ game	Turnovers/ game	Assist/Turnover ratio	Steals/ game	Blocks/ game
31	28.1	7.9	46.0	35.0	63.9	7.3	0.9	1.2	0.7	0.6	0.5

SEASON	TEAM	GP-GS	MIN/AVG	Field Goals FG-FGA FG%	3-Point 3FG-3FGA 3FG%	F-Throws FT-FTA FT%	Rebounds OFF DEF TOT AVG	PF-FO	A	TO	BLK	STL	PTS	AVG
2020-21	Temple	1-0	8/7.7	0-2 .000	0-0 .000	0-0 .000	1 2 3 3.0	0-0	1	0	0	0	0	0.0
2021-22	Temple	29-11	458/15.8	29-67 .433	4-12 .333	27-44 .614	46 67 113 3.9	50-1	16	20	8	20	89	3.1
2022-23	SJSU	31-31	871/28.1	93-202 .460	21-60 .350	39-61 .639	72 155 227 7.3	63-2	27	38	14	20	246	7.9
TOTAL FOR SJSU		31-31	871/28.1	93-202 .460	21-60 .350	39-61 .639	72 155 227 7.3	63-2	27	38	14	20	246	7.9
TOTAL		61-42	1337/21.9	122-271 .450	25-72 .347	66-105 .629	119 224 343 5.6	113-3	44	58	22	40	335	5.5



Promoted from student manager in November

Biggest game of the season in the win at Air Force on March 4 when he played the final 11:35 of the game

Hit his only 3-pointer of the game to cut the deficit to six points

Made two free throws against North Texas

Grabbed a rebound at San Diego State and at Air Force

One steal against North Texas

Season Highs.....Career Highs

3, at Air Force, 3/4.....Points.....3, at Air Force, 3/4/23
 1, at Air Force, 3/4.....FG Made.....1, at Air Force, 3/4/23
 1, Three games.....FG Attempted.....1, Three games
 1, at Air Force, 3/4.....3pt Made.....1, at Air Force, 3/4/23
 1, Three games.....3pt Attempted.....1, Three games
 2, vs. North Texas, 11/25.....FT Made 2, vs. North Texas, 11/25/22
 2, vs. North Texas, 11/25.....FT Att ..2, vs. North Texas, 11/25/22
 1, Two games.....Rebounds.....1, Two games
Assists.....
Blocks.....
 1, vs. North Texas, 11/25.....Steals ..1, vs. North Texas, 11/25/22


#25
Ryen
Perry
G • 6-2 • 185 • JR
Placentia, Calif./
Fullerton College

Opponent	Date	GS	MIN	Total		3-Pointers		Free throws		Rebounds				PF	A	TO	BLK	STL	PTS	AVG
				FG-FGA	PCT	3FG-3FGA	PCT	FT-FTA	PCT	OFF	DEF	TOT	AVG							
vs North Texas	11/25/2022		02:24	0-0	.000	0-0	.000	2-2	1.000	0	0	0	0.0	0	0	0	0	1	2	2.0
at Arkansas	12/03/2022		01:52	0-0	.000	0-0	.000	0-0	.000	0	0	0	0.0	0	0	1	0	0	0	1.0
Nevada	01/07/2023		01:59	0-1	.000	0-1	.000	0-0	.000	0	0	0	0.0	0	0	0	0	0	0	0.7
Air Force	01/24/2023		03:00	0-0	.000	0-0	.000	0-0	.000	0	0	0	0.0	0	0	0	0	0	0	0.5
at San Diego St.	01/28/2023		01:46	0-1	.000	0-1	.000	0-0	.000	0	1	1	0.2	0	0	1	0	0	0	0.4
New Mexico	02/17/2023		01:26	0-0	.000	0-0	.000	0-0	.000	0	0	0	0.2	0	0	0	0	0	0	0.3
at Air Force	03/04/2023		11:35	1-1	1.000	1-1	1.000	0-0	.000	0	1	1	0.3	1	0	0	0	0	3	0.7
Totals		0	24:02	1-3	.333	1-3	.333	2-2	1.000	0	2	2	0.3	1	0	2	0	1	5	0.7

Player Averages

Games Played	Minutes/ game	Points/ game	FG Pct	3FG Pct	FT Pct	Rebounds/ game	Assists/ game	Turnovers/ game	Assist/Turnover ratio	Steals/ game	Blocks/ game
7	3.4	0.7	33.3	33.3	100.0	0.3	0.0	0.3	0.0	0.1	0.0

				Field Goals		3-Point		F-Throws		Rebounds				Scoring						
SEASON	TEAM	GP-GS	MIN/AVG	FG-FGA	FG%	3FG-3FGA	3FG%	FT-FTA	FT%	OFF	DEF	TOT	AVG	PF-FO	A	TO	BLK	STL	PTS	AVG
2022-23	SJSU	7-0	24/3.4	1-3	.333	1-3	.333	2-2	1.000	0	2	2	0.3	1-0	0	2	0	1	5	0.7
TOTAL		7-0	24/3.4	1-3	.333	1-3	.333	2-2	1.000	0	2	2	0.3	1-0	0	2	0	1	5	0.7



#31
Tibet
Gorener
F • 6-9 • 200 • SO
Istanbul, Turkey/
Arizona

Key reserve off the bench who has played in 30 games

Third on the team in three-point field goals made with 47

Six games in double-figure points

Came off the bench to lead the team with 20 points at Utah State where he was 6-for-9 from three-point range

Also led team in scoring at Nevada with 14 points including four three-pointers

Added 17 against Hofstra, 12 points at Colorado State and 11 points against UNLV (twice)

Made at least two three-pointers in 11 games including 6 at Utah State and 5 versus Hofstra

Only three-pointer made at Air Force gave the Spartans the lead after trailing by 20 points

Six rebounds at UNLV and five rebounds against Bethesda and UNLV

Dished out three assists against Georgia Southern and two assists in five other games

Two steals against Oakland and Colorado State (2/28)

Season Highs.....Career Highs
20, at Utah State, 1/21.....Points..... 23 Bethesda, 1/8/22
7, at Utah State, 1/21FG Made 8, Bethesda, 1/8/22
14, at Nevada, 2/21FG Attempted... 14, at Nevada, 2/21/23
6, at Utah State, 1/21 3pt Made 6, at Utah State, 1/21/23
12, at Nevada, 2/21 3pt Att 12, at Nevada, 2/21/23
2, Four games..... FT Made..... 4, Two games
3, UNLV, 12/28..... FT Attempted 5, Two games
6, at UNLV, 2/14Rebounds..... 9, Two games
3, Georgia Southern, 11/8 Assists 3, Three games
2, at Colorado State, 12/31Blocks..... 2, Two games
2, Two games Steals 2, Four games

20+ Point Games (1)
20 - at Utah State, 1/21

				Total		3-Pointers		Free throws		Rebounds										
Opponent	Date	GS	MIN	FG-FGA	PCT	3FG-3FGA	PCT	FT-FTA	PCT	OFF	DEF	TOT	AVG	PF	A	TO	BLK	STL	PTS	AVG
Ga. Southern	11/08/2022		24:18	2-6	.333	2-6	.333	2-2	1.000	0	2	2	2.0	2	3	0	0	1	8	8.0
Bethesda (CA)	11/12/2022		12:55	2-6	.333	1-2	.500	0-0	.000	1	4	5	3.5	0	2	1	0	1	5	6.5
Alabama St.	11/15/2022		22:39	2-5	.400	2-4	.500	1-2	.500	0	2	2	3.0	0	0	0	0	0	7	6.7
Hofstra	11/17/2022		27:08	6-13	.462	5-10	.500	0-0	.000	2	0	2	2.8	3	2	1	0	0	17	9.3
at Northern Colo.	11/19/2022		08:58	1-2	.500	1-2	.500	0-0	.000	0	1	1	2.4	2	0	0	0	0	3	8.0
vs North Texas	11/25/2022		19:00	1-3	.333	1-3	.333	0-0	.000	0	1	1	2.2	0	0	1	0	0	3	7.2
vs Oakland	11/26/2022		17:33	2-8	.250	2-8	.250	2-2	1.000	0	0	0	1.9	0	2	1	1	2	8	7.3
vs Ball St.	11/27/2022		16:16	0-1	.000	0-1	.000	0-0	.000	0	2	2	1.9	1	0	0	0	0	0	6.4
at Arkansas	12/03/2022		18:16	1-4	.250	0-2	.000	0-2	.000	1	3	4	2.1	2	0	0	0	0	2	5.9
CSU Bakersfield	12/06/2022		21:30	2-6	.333	2-6	.333	0-0	.000	1	3	4	2.3	0	0	0	0	0	6	5.9
at Santa Clara	12/10/2022		09:31	0-3	.000	0-1	.000	0-0	.000	0	0	0	2.1	1	0	0	0	1	0	5.4
at Pacific	12/17/2022		14:23	2-3	.667	2-3	.667	0-0	.000	0	2	2	2.1	2	0	1	0	0	6	5.4
Cal Poly	12/20/2022		16:41	1-4	.250	0-2	.000	0-1	.000	1	1	2	2.1	0	1	0	0	0	2	5.2
UNLV	12/28/2022		22:34	3-9	.333	3-7	.429	2-3	.667	1	4	5	2.3	1	0	0	0	0	11	5.6
at Colorado St.	12/31/2022		16:41	4-9	.444	4-7	.571	0-0	.000	1	1	2	2.3	2	0	0	2	0	12	6.0
at Boise St.	01/03/2023		25:35	2-7	.286	1-6	.167	0-1	.000	1	1	2	2.3	0	0	0	0	1	5	5.9
Nevada	01/07/2023		17:37	1-6	.167	1-6	.167	0-0	.000	0	0	0	2.1	1	2	1	0	0	3	5.8
Fresno St.	01/10/2023		26:57	2-6	.333	1-5	.200	0-0	.000	0	1	1	2.1	0	1	0	0	0	5	5.7
at New Mexico	01/17/2023		13:21	1-4	.250	1-4	.250	0-0	.000	0	2	2	2.1	2	0	0	0	0	3	5.6
at Utah St.	01/21/2023		28:27	7-11	.636	6-9	.667	0-0	.000	1	1	2	2.1	2	0	0	0	0	20	6.3
Air Force	01/24/2023		23:52	3-4	.750	1-2	.500	0-1	.000	0	1	1	2.0	1	2	2	0	1	7	6.3
at San Diego St.	01/28/2023		20:11	2-6	.333	0-4	.000	0-0	.000	0	1	1	2.0	3	1	2	0	0	4	6.2
at Fresno St.	02/07/2023		29:03	1-7	.143	1-4	.250	0-0	.000	1	1	2	2.0	3	0	2	0	0	3	6.1
Utah St.	02/11/2023		23:32	2-5	.400	1-4	.250	1-2	.500	1	1	2	2.0	1	0	2	1	0	6	6.1
at UNLV	02/14/2023		21:26	4-10	.400	3-8	.375	0-0	.000	1	5	6	2.1	0	0	1	0	0	11	6.3
New Mexico	02/17/2023		21:50	0-9	.000	0-6	.000	0-0	.000	0	1	1	2.1	1	2	0	1	0	0	6.0
at Nevada	02/21/2023		31:55	5-14	.357	4-12	.333	0-0	.000	0	1	1	2.0	1	1	1	1	0	14	6.3
Boise St.	02/25/2023		15:28	0-7	.000	0-5	.000	0-0	.000	1	2	3	2.1	0	0	0	0	1	0	6.1
Colorado St.	02/28/2023		17:40	3-6	.500	1-3	.333	2-2	1.000	2	1	3	2.1	1	0	1	0	2	9	6.2
at Air Force	03/04/2023		22:36	1-3	.333	1-3	.333	0-0	.000	0	2	2	2.1	2	1	1	0	0	3	6.1
Totals		0	607:54	63-187	.337	47-145	.324	10-18	.556	16	47	63	2.1	34	20	18	6	10	183	6.1

Player Averages

Games Played	Minutes/game	Points/game	FG Pct	3FG Pct	FT Pct	Rebounds/game	Assists/game	Turnovers/game	Assist/Turnover ratio	Steals/game	Blocks/game
30	20.3	6.1	33.7	32.4	55.6	2.1	0.7	0.6	1.1	0.3	0.2

SEASON	TEAM	GP-GS	MIN/AVG	Field Goals FG-FGA FG%	3-Point 3FG-3FGA 3FG%	F-Throws FT-FTA FT%	Rebounds OFF DEF TOT AVG	PF-FO	A	TO	BLK	STL	Scoring PTS AVG
2020-21	UA	8-0	30/3.7	3-9 .333	3-9 .333	0-0 .000	0 6 6 0.8	4-0	1	3	0	0	9 1.1
2021-22	SJSU	30-23	810/27.0	78-221 .353	54-171 .316	18-29 .621	10 86 96 3.2	48-0	26	26	4	14	228 7.6
2022-23	SJSU	30-0	608/20.3	63-187 .337	47-145 .324	10-18 .556	16 47 63 2.1	34-0	20	18	6	10	183 6.1
TOTAL FOR SJSU		60-23	1417/23.6	141-408 .346	101-316 .320	28-47 .596	26 133 159 2.7	82-0	46	44	10	24	411 6.9
TOTAL		68-23	1447/21.3	144-417 .345	104-325 .320	28-47 .596	26 139 165 2.4	86-0	47	47	10	24	420 6.2



#33
Kevin
Simeth
F • 6-7 • 207 • FR
Geneva,
Switzerland/
Collège Voltaire

Has seen action in nine games

Scored four points and grabbed six rebounds in win over Bethesda

Had a block at No. 11 Arkansas

One rebound against Cal Poly, Air Force and at San Diego State

Season Highs.....	Career Highs
4, Bethesda, 11/12.....	Points.....4, Bethesda, 11/12/22
2, Bethesda, 11/12.....	FG Made.....2, Bethesda, 11/12/22
3, Bethesda, 11/12.....	FG Attempted.....3, Bethesda, 11/12/22
.....	3pt Made.....
.....	3pt Attempted.....
.....	FT Made.....
2, Two games.....	FT Attempted.....2, Two games
6, Bethesda, 11/12.....	Rebounds.....6, Bethesda, 11/12/22
.....	Assists.....
1, at Arkansas, 12/3.....	Blocks.....1, at Arkansas, 12/3/22
.....	Steals.....

Opponent	Date	GS	MIN	Total		3-Pointers		Free throws		Rebounds				PF	A	TO	BLK	STL	PTS	AVG
				FG-FGA	PCT	3FG-3FGA	PCT	FT-FTA	PCT	OFF	DEF	TOT	AVG							
Bethesda (CA)	11/12/2022		06:24	2-3	.667	0-0	.000	0-0	.000	1	5	6	6.0	1	0	1	0	0	4	4.0
vs North Texas	11/25/2022		03:22	1-1	1.000	0-0	.000	0-0	.000	0	0	0	3.0	0	0	0	0	0	2	3.0
at Arkansas	12/03/2022		04:19	0-0	.000	0-0	.000	0-0	.000	0	0	0	2.0	0	0	1	1	0	0	2.0
Cal Poly	12/20/2022		02:30	0-0	.000	0-0	.000	0-2	.000	0	1	1	1.8	0	0	0	0	0	0	1.5
Nevada	01/07/2023		01:59	0-0	.000	0-0	.000	0-0	.000	0	0	0	1.4	0	0	0	0	0	0	1.2
at New Mexico	01/17/2023		02:10	0-0	.000	0-0	.000	0-0	.000	0	0	0	1.2	0	0	0	0	0	0	1.0
Air Force	01/24/2023		02:32	0-0	.000	0-0	.000	0-0	.000	0	1	1	1.1	0	0	0	0	0	0	0.9
at San Diego St.	01/28/2023		01:46	0-0	.000	0-0	.000	0-0	.000	1	0	1	1.1	0	0	0	0	0	0	0.8
New Mexico	02/17/2023		01:25	0-0	.000	0-0	.000	0-2	.000	0	0	0	1.0	0	0	0	0	0	0	0.7
Totals		0	26:27	3-4	.750	0-0	.000	0-4	.000	2	7	9	1.0	1	0	2	1	0	6	0.7

Player Averages

Games Played	Minutes/game	Points/game	FG Pct	3FG Pct	FT Pct	Rebounds/game	Assists/game	Turnovers/game	Assist/Turnover ratio	Steals/game	Blocks/game
9	2.9	0.7	75.0	0.0	0.0	1.0	0.0	0.2	0.0	0.0	0.1

				Field Goals		3-Point		F-Throws		Rebounds				Scoring						
SEASON	TEAM	GP-GS	MIN/AVG	FG-FGA	FG%	3FG-3FGA	3FG%	FT-FTA	FT%	OFF	DEF	TOT	AVG	PF-FO	A	TO	BLK	STL	PTS	AVG
2022-23	SJSU	9-0	26/2.9	3-4	.750	0-0	.000	0-4	.000	2	7	9	1.0	1-0	0	2	1	0	6	0.7
TOTAL		9-0	26/2.9	3-4	.750	0-0	.000	0-4	.000	2	7	9	1.0	1-0	0	2	1	0	6	0.7