



**SAN JOSE STATE**



**2010-11  
BASKETBALL**



**George Nessman**  
Head Coach



**Brent Davis**  
Assistant Coach



**Talvin Hester**  
Assistant Coach



**Donald Williams**  
Assistant Coach



**Durwood McCoy**  
Basketball  
Operations



**1**  
**Keith Shamburger**  
5'11, 170, FR, G  
Lakewood, Calif.



**2**  
**Adrian Oliver**  
6'4, 210, SR, G  
Modesto, Calif.



**4**  
**Aalim Moor**  
6'3, 194, SO, G  
Oakland, Calif.



**5**  
**Calvin Douglas**  
6'3, 215, JR, G  
Antioch, Calif.



**10**  
**Billy Dick**  
6'6, 235, JR, F  
San Jose, Calif.



**15**  
**Will Carter**  
6'8, 215, JR, F  
Pocatello, Idaho



**23**  
**Chris Jones**  
6'4, 205, SO, F  
Hayward, Calif.



**24**  
**Brylle Kamen**  
6'7, 235, SO, F  
Paris, France



**32**  
**Joe Henson**  
6'8, 245, SO, C  
Pasadena, Calif.



**33**  
**Justin Graham**  
6'4, 195, SR, G  
Ripon, Calif.



**42**  
**Derek Brown**  
6'2, 165, FR, G  
Chino Hills, Calif



**44**  
**Jerry Casey**  
6'8, 195, SO, F  
San Luis Obispo,  
Calif.



**50**  
**Garrett Ton**  
6'8, 222, JR, F  
Torrance, Calif.



**52**  
**Matt Ballard**  
6'9, 220, JR, F  
Foothill Ranch,  
Calif.



**Adrian Valderrama**  
Video  
Coordinator



## Table of Contents

Broadcast Roster . . . . . Inside Front Cover  
 Team Rosters/Fast Facts . . . . . 2  
 Coaching Staff . . . . . 4-7  
 Player Profiles . . . . . 8-24  
 2009-10 Season In Review . . . . . 26-30  
 Western Athletic Conference . . . . . 32-34  
 Opponents . . . . . 36-43  
 Team & Individual Records . . . . . 44-56  
 Letterwinners . . . . . 58-60  
 Honors & Awards . . . . . 61-62  
 Spartans in the Pros . . . . . 63  
 Season-by-Season Scores & Statistics . . . . . 64-94  
 Records vs. Collegiate Opponents . . . . . 95  
 NCAA Tournament Teams . . . . . 96  
 In-Season Tournament Competition . . . . . 97  
 Games vs. Top-20 Ranked Opponents . . . . . 98  
 Head Coaching Records . . . . . 98  
 City of San Jose . . . . . 100  
 San Jose State University . . . . . 101-102  
 The Event Center . . . . . 103  
 San Jose State Athletics . . . . . 104-117  
 Media Information . . . . . 118-119  
 2011 NCAA Tournament Bracket . . . . . 120  
 Team Schedule . . . . . Back Cover

The 2010-11 San Jose State University men's basketball media guide was produced by the school's sports information office.

**COVER PHOTOGRAPHY:** Terrell Lloyd

**COVER ART WORK:** Michael Beaubien

**ON THE FRONT COVER:**

(left to right) – Seniors Justin Graham and Adrian Oliver (2).

**INSIDE PHOTOGRAPHY:** Terrell Lloyd, Ray Barbour, Ron Fried, Wayne Salvatore, NBA Photos, Western Athletic Conference, selected NCAA Division I schools, Sharon Hall, San Francisco Giants.

For more information, contact the San Jose State University sports information office. Phone - (408) 924-1217, FAX - (408) 924-1291, or email - ltfan@email.sjsu.edu.

San José State University does not discriminate on the basis of race, color, religion, national origin, sex, sexual orientation, marital status, pregnancy, age disability, disabled veteran's or Vietnam veteran's status. This policy applies to all San José State University student, faculty and staff programs and activities. Questions regarding this policy should be directed to the Director of the Office of Equal Employment/Affirmative Action, San José State University, (408) 924-1115.

## 2010-11 Season Notes

- San Jose State is coming off a 14-win season in 2010; its first season of 14 or more wins since 2001.

- San Jose State's 40 wins in the last three seasons are the most at the university since the 1999-2001 period.

- For the first time since the 1955 season, San Jose State has more home than road games on its regular season schedule.

- **Adrian Oliver** is the number-two returning scorer among NCAA Division I players with his 22.9 points per game average from the 2010 season. Oliver, a first-team All-Western Athletic Conference pick, led the WAC in scoring last season.


- **Justin Graham** can become the first San Jose State player to finish a career with at least 1,000 points, 400 assists and 400 rebounds.

- Center **Joe Henson** and swingman **Chris Jones** give San Jose State four total returning letter winners for the 2010-11 season.


- The Spartans added their most significant corps of post players in several seasons. 6-foot-8 junior college transfers **Wil Carter** and **Matt Ballard** and 6-foot-7 **Brylle Kamen** join the Spartans for the 2011 season. Guards **Keith Shamburger** and **Calvin Douglas** are two more newcomers who figure prominently in San Jose State's plans.



*Adrian Oliver*



*Justin Graham*



*The 2010-11 San Jose State University men's basketball team*



# Team Rosters/Fast Facts

## Alphabetical

NO.	NAME	POS.	HT.	WT.	CLASS	EXP	HOMETOWN
52	Matt Ballard	F	6-9	220	JR	JC	Foothill Ranch, Calif.
42	Derek Brown	G	6-2	165	FR	HS	Chino Hills, Calif.
15	Wil Carter	F	6-8	215	JR	JC	Pocatello, Idaho
44	Jerry Casey	F	6-8	195	SO	SQ	San Luis Obispo, Calif.
10	Billy Dick	F	6-6	235	JR	JC	San Jose, Calif.
5	Calvin Douglas	G	6-3	215	JR	JC	Antioch, Calif.
33	Justin Graham	G	6-4	205	SR	3V	Ripon, Calif.
32	Joe Henson	C	6-8	245	SO	1V	Pasadena, Calif.
23	Chris Jones	F	6-4	205	SO	1V	Hayward, Calif.
24	Brylle Kamen	F	6-7	235	SO	JC	Paris, France
4	Aalim Moor	G	6-3	194	SO	SQ	Oakland, Calif.
2	Adrian Oliver	G	6-4	210	SR	2V	Modesto, Calif.
1	Keith Shamburger	G	5-11	170	FR	HS	Lakewood, Calif.
50	Garrett Ton	F	6-8	222	JR	SQ	Torrance, Calif.

Head coach: George Nessman  
 Assistant coaches: Brent Davis, Talvin Hester, Donald Williams  
 Director of basketball operations: Durwood McCoy

## Numerical

NO.	NAME	POS.	HT.	WT.	CLASS	EXP	HOMETOWN
1	Keith Shamburger	G	5-11	170	FR	HS	Lakewood, Calif.
2	Adrian Oliver	G	6-4	210	SR	2V	Modesto, Calif.
4	Aalim Moor	G	6-3	194	SO	SQ	Oakland, Calif.
5	Calvin Douglas	G	6-3	215	JR	JC	Antioch, Calif.
10	Billy Dick	F	6-6	235	JR	JC	San Jose, Calif.
15	Wil Carter	F	6-8	215	JR	JC	Pocatello, Idaho
23	Chris Jones	F	6-4	205	SO	1V	Hayward, Calif.
24	Brylle Kamen	F	6-7	235	SO	JC	Paris, France
32	Joe Henson	C	6-8	245	SO	1V	Pasadena, Calif.
33	Justin Graham	G	6-4	205	SR	3V	Ripon, Calif.
42	Derek Brown	G	6-2	165	FR	HS	Chino Hills, Calif.
44	Jerry Casey	F	6-8	195	SO	SQ	San Luis Obispo, Calif.
50	Garrett Ton	F	6-8	222	JR	SQ	Torrance, Calif.
52	Matt Ballard	F	6-9	220	JR	JC	Foothill Ranch, Calif.

Head coach: George Nessman  
 Assistant coaches: Brent Davis, Talvin Hester, Donald Williams  
 Director of basketball operations: Durwood McCoy

## Pronunciation Guide

Brylle Kamen	Brill KAY-men
Aalim Moor	AH-lim Moore
Garrett Ton	Ton

## Fast Facts

Location .....	San Jose, California
Enrollment .....	29,200
Founded .....	1857
Nickname .....	Spartans
Colors .....	Gold, White & Blue
Conference .....	Western Athletic Conference
Interim President .....	Don W. Kassing
Director of Athletics .....	Tom Bowen
Head Coach .....	George Nessman (California, 1981)
Record/Seasons at SJSU .....	51-103, 5 seasons
Overall Record/Seasons .....	51-103, 5 seasons
Assistant Coaches .....	Brent Davis (San Diego State, 2000)
.....	Talvin Hester (Texas Wesleyan, 2003)
.....	Donald Williams (Cal State Hayward, 1995)
Director of Basketball Operations .....	Durwood McCoy (Patten, 2001)
2009-10 Record .....	14-17
Conference record/finish .....	6-10/6th place tie
Starters Returning/Lost .....	2/3
Lettermen Returning/Lost .....	4/7
Home Court .....	The Event Center (5,000)
Basketball Trainer .....	Scott Shaw

### Returning Lettermen (4)

Adrian Oliver, G, 6-4, SR, 22.5 ppg., 5.3 rpg.  
 Justin Graham, G, 6-4, SR, 9.4 ppg., 4.8 apg.  
 Chris Jones, G/F, 6-4, SO, 1.7 ppg., 1.2 rpg.  
 Joe Henson, C, 6-8, SO, 0.7 ppg., 0.9 rpg.

### Others Returning (3)

Aalim Moor, G, 6-3, SO, 0.2 ppg., 0.1 rpg.  
 Jerry Casey, 6-8, F, SO, 0.0 ppg., 0.5 rpg.  
 Garrett Ton, F, 6-8, JR, 0.0 ppg., 0.8 rpg.

### Letterwinners Lost (7)

Robert Owens, G, 6-3, 10.5 ppg., 2.2 rpg.  
 Chris Oakes, C, 6-10, 10.3 ppg., 9.0 rpg.  
 C.J. Webster, F/C, 6-9, 8.8 ppg., 4.8 rpg.  
 Mac Peterson, G, 6-3, 9.9 ppg., 3.3 rpg.  
 Kyle Thomas, F, 6-8, 2.5 ppg., 2.1 rpg.  
 Anthony Dixon, F, 6-5, 0.7 ppg., 0.5 rpg.  
 Jerelle Wilson, G, 6-1, 0.7 ppg., 0.7 rpg.

### Newcomers (7)

Matt Ballard, F, 6-9, JR  
 Derek Brown, G, 6-2, FR  
 Wil Carter, F, 6-8, JR  
 Billy Dick, F, 6-6, JR  
 Calvin Douglas, G, 6-3, JR  
 Brylle Kamen, F, 6-7, SO  
 Keith Shamburger, G, 5-11, FR

# Meet the Spartans





# Coaching Staff

## GEORGE NESSMAN Head Coach 6th Season



George Nessman was appointed the San Jose State University men's basketball head coach in March 2005. As he heads into his sixth season, the program is positioned for near and long-term competitive and academic success.

The accomplishments are numerous in his first five seasons. Prior to Nessman's arrival, single-digit season win totals were the norm. In each of the last three seasons, the Spartans notched at least 13 wins.

The 2009-10 team was the university's best playing at home in years with a 10-4 win-loss record. A seven-game home floor winning streak at The Event Center is the longest since the building opened in 1989 and the longest by a Spartan squad since the 1981 team won 10 in a row on a home court. The 2010 team set school records for most points scored (2,289) and free throw accuracy (72.8 percent) in a season.

The 2008-09 team's five road victories were the most by a Spartan team in eight seasons, part of a 13-17 record and helped San Jose State finish in a sixth place tie in the conference standings - the best WAC finish since 2000.

The 2007-08 team was one of the nation's most improved based on win totals. The Spartans captured the season-opening First Shot Exempt Tournament hosted by Middle Tennessee State. San Jose State picked up road wins against Big Sky Conference champion Portland State and topped cross-county rival Santa Clara for the first time since 2003.

The Spartans were the most successful WAC team in 2007-08 in games decided by four points or less with a 9-4 record. Wins in



The Event Center over Nevada and Utah State were part of San Jose State's first winning record at home since 2000-01. A Western Athletic Conference Tournament victory for the first time since 2002 capped the best San Jose State season in seven years.

His second season, 2006-07, clearly was one with a youth movement in place. With the third youngest team in the country based on previous major college playing experience, Nessman faced one of the nation's most challenging schedules in 2006-07 according to the in-season Sagarin Ratings. Undaunted, his team doubled its conference win total from his first season at the helm.

Nessman is the first San Jose State men's basketball coach to successfully organize a summer overseas tour. The Spartans spent a week in the United Kingdom, experienced a different culture and won all its August 2007 games against teams from the English and British Basketball Leagues.

The United Kingdom trip is consistent with his philosophy of placing the program in the spotlight. The Spartans played at Duke, Texas Tech and Michigan State with Nessman facing legendary coaches Mike Kryzyewski, Bob Knight and Tom Izzo, respectively.

In his first season, the Spartans ended long road losing streaks both in conference and non-conference action. Home attendance increased by 20 percent. Away from the court, his student-athletes were much more involved in community activities. San Jose State's recruiting focused much more on student-athletes from the Bay Area and Northern California, but still attracted talented newcomers from Southern California and beyond. He became the first Spartan men's basketball coach in 21 years to sign a Bay Area high school senior to a National Letter-of-Intent.

In his first five seasons at San Jose State, his student-athletes earned five Western Athletic Conference All-Academic awards. Guard Adrian Oliver was a 2009-10 first-team All-WAC pick. Center C.J. Webster was named to the 2007-08 WAC All-Newcomer team.

Nessman took over the Spartans' position after one season as an assistant coach and recruiting coordinator at the University of California in 2004-05.



# Coaching Staff




Entering his 23rd season as a head coach, his teams at the high school, community college and major college levels have won 407 games, placed first in a league or conference nine times and won a state championship. He is 51-103 at San Jose State.

One of his most significant coaching accomplishments was directing Porterville College to a 33-4 win-loss record, a Central Valley Conference title and the school's first California Community College championship in 2000. Between January 2000 and February 2001, Porterville College won 40 consecutive games covering two seasons – one of the longest winning streaks in the California Community College system's history.

The 2000 California Community College Coach of the Year produced five 20-game winners in nine seasons and a 178-76 win-loss record. Before his arrival, Porterville had four consecutive losing seasons and did not have a plus-.500 winning percentage in 11 years. Nearly 90 percent of the sophomores he coached at Porterville and Bakersfield Colleges continued their college careers at four-year institutions.

In addition to his coaching duties at Porterville, he served the school as its director of athletics from 1995 through 2001 and was the academic advisor for athletics in 2001-02.

The 1981 University of California graduate started his coaching career at age 22 as the junior varsity and cross country coach at Salesian High School in Richmond, Calif.




*George Nessman's first game as San Jose State's head coach was against Texas Tech University and legendary coach Bob Knight.*

After three seasons, he became the boys' varsity basketball assistant coach at Concord, California's De La Salle High School in 1984. Two seasons later, he took over the head coaching position at De La Salle and went on to produce a 155-48 win-loss record, five conference championships, one North Coast Section crown and four appearances in the Northern California Tournament of Champions. Two of his most prominent Spartans were future NBA players Jon and Brent Barry.

The 51-year-old native of Stamford, Conn., has two master's degrees – one in education from San Francisco State University in 1988 and a second in physical education and recreation from Saint Mary's College in 1993. Nessman is the only current coach in the Western Athletic Conference to earn two master's degrees. He and his wife, Nancy, have four children – Joshua, a student at San Jose State; Veronica, a student at the University of California; Peter and John.

*"Our main goal for our team is to master our system so the system serves you as a player instead of you serving it. As you do that, the game slows down for you. It becomes easier for you. That's been a big emphasis for our guys. See and understand what you are looking at. That's a big teaching point."  
– Head coach George Nessman*



*Duke University coach Mike Krzyzewski greets George Nessman prior to the 2006 meeting between the two teams.*





# Basketball Staff

**Brent Davis**  
Assistant Coach



**Talvin Hester**  
Assistant Coach



**B**rent Davis joined the San Jose State University staff as an assistant coach in May 2005. Davis came to the Spartans after serving as the head coach at Bakersfield College.

He earned his bachelor's degree majoring in social science from San Diego State University. Davis went on to earn a master's degree in physical education from Azusa Pacific University in 2002.

Davis began his coaching career in 1997 as an assistant coach at Redwood High School in Visalia, Calif. After one

season, he moved to San Diego Mesa College where he served as an assistant coach for three seasons.

Davis, born on April 14, 1978, in Tulare, Calif., worked as an assistant coach for George Nessman at Bakersfield College during the 2003 and 2004 seasons before being named head coach.

He and his wife, Aimee, live in San Jose. Aimee completed her doctoral program in physical therapy at the University of the Pacific in October 2007.

**T**alvin Hester joined the San Jose State University men's basketball coaching staff in June 2010 as an assistant coach.


Hester spent five seasons (2006 through 2010) on the Prairie View A&M staff and earned promotions to the position of associate head coach. He helped the Panthers to winning records in 2009 and 2010. Prior to 2009, Prairie View suffered five consecutive losing seasons, failed to win at least 10 games in each of those seasons and did not have back-to-back winning records for a 50-year span.

The Panthers emerged as one of the top defensive teams in the Southwest Athletic Conference (SWAC) and in the country. In 2010, Prairie View ranked in the top-15 nationally in field goal percentage defense (14th ) and three-point field goal percentage defense (11th ) last season.

Hester broke into coaching in 2002 at North Lake College in Irving, Texas. His wide-ranging coaching resume includes stops with the Texas Rim Rockers of the United States Basketball League as an assistant coaching intern and the Dallas Mustangs AAU team for one season. He was an assistant coach at Texas College in Tyler, Texas for the 2005 season before going to Prairie View A&M.

A 2003 Texas Wesleyan University graduate, he majored in interdisciplinary studies. Hester played his college basketball at Dallas Christian College.

The Toledo, Ohio native was born in July, 1968. His wife, Jamieka, is an elementary school teacher who specializes in teaching English as a second language. They have a daughter, Rhyann Nicole Hester.





# Basketball Staff



**Donald Williams**  
Assistant Coach



**Durwood McCoy**  
Director of Men's  
Basketball Operations



**D**onald Williams is in his eighth season and second tenure as a San Jose State University men's basketball assistant coach. He spent the 2003 and 2004 seasons with the Spartans.

Williams first joined the coaching staff after five seasons as the boys varsity assistant coach at San Leandro (Calif.) High School.

The 1995 graduate of California State University - Hayward played two seasons of basketball for the Pioneers after transferring from Porterville College.

Williams was born on October 17, 1970, in Pontiac, Mich. He and his wife, LaShonda, are the parents of two sons, Justin and Jalen.



**D**urwood McCoy is in his fifth season as a member of the San Jose State University men's basketball staff. In 2010-11, he is in his fourth season as the program's director of basketball operations. He first served the team as an administrative assistant in 2005-06.

McCoy came to San Jose State after serving as a recreational director for Tule River Tribal Council in Porterville, Calif., from 2003 to 2005. He began a career in coaching as an assistant coach to George Nessman at Bakersfield College in 2002-03.

The graduate of Patten University majored in organizational management. He was a two-time All-Cal Pac Conference selection in basketball. McCoy was a first-team choice his junior season and an honorable mention pick as a senior.

He and his wife, Siramone, have one daughter, Breanna, and live in San Jose.



*Scott Shaw*  
Director of Sports  
Medicine  
Men's Basketball  
Athletic Trainer



*Ben Cobian*  
Strength &  
Conditioning  
Basketball



*Eric Sabin*  
Equipment Services  
Basketball



*Adrian Valderrama*  
Video Coordinator  
Men's Basketball



*Gina Archimede*  
Academic Advisor  
Men's Basketball



*Marwa Abbas*  
Learning Specialist




# Player Profiles

**44**

**JERRY  
CASEY**

F, 6-8, 195, SO, SQ  
San Luis Obispo,  
Calif.

Justice Studies Major



Maria, Calif., County All-Star Game and the San Luis Obispo One Dream All-Star Classic...Was a defensive end and long snapper for the football team...Received second-team All-East Sierra League football honors as a senior...A middle-blocker in volleyball.

**JERRY:** A justice studies major...Hopes to become a police officer...Lists Jerry Rice of the San Francisco 49ers as his favorite athlete...Names the 49ers as his favorite team...Enjoys the music of Rock!, Slipknot, Bleeding Through, Disturbed, As I Lay Dying and 5 FDP...One of his cousins is four-time San Jose State baseball letterwinner John Shaffer (2006-09)...The San Luis Obispo, Calif., native was born on December 12, 1989.



**AT SAN JOSE STATE:** In his second season with the Spartans...Joined the team as a successful walk-on candidate in the Fall 2009 semester...A front court hopeful.

**2009-10:** Played in two games as a reserve forward...Collected his only rebound of the season in the William Jessup victory (Nov. 16)...Saw action in the season finale against New Mexico State in the WAC Tournament (3/11)...Did not attempt a field goal nor a free throw during his game appearances.

**HIGH SCHOOL:** Lettered in basketball, (Coach Terrance Harris), football and volleyball at Mission College Prep in San Luis Obispo, Calif.... Team averaged 23 wins a season in his four years on the varsity squad...Player who improved every season...Two-time second-team All-Freelance League pick...Team and league leader in rebounding and blocked shots his junior and senior seasons...Averaged 13.0 points and 9.0 rebounds as a senior...Concluded his high school career playing in the Santa



## San Jose State University Statistics

SEASON	G/S	MIN	FG-FGA	Pct.	3FG-FGA	Pct.	FT-FTA	Pct.	REB	Avg.	A	Avg.	TO	PF-D	Pts.	Avg.
2010...FR	2/0	3	0-0	.000	0-0	.000	0-0	.000	0-1-1	0.5	0	0.0	0	0-0	0	0.0

# Player Profiles



**33**

## JUSTIN GRAHAM

G, 6-4, 205, SR, 3V  
Ripon, Calif.  
Kinesiology Master's  
Degree Candidate



**AT SAN JOSE STATE:** In his fifth season at San Jose State...co-captain for the 2010-11 season...signed a National Letter-of-Intent during the 2005 Fall signing period...redshirted the 2006-07 season...team representative to the San Jose State University Student-Athlete Advisory Committee in 2007 and 2008...San Jose State career leader in steals (136)...fourth on the university's career list in assists (367)...set the single-season school record for steals with 51 in 2008-09...38 career double-figure scoring games heading into the 2010-11 season...his 2,939 minutes played are the most for any active Western Athletic Conference player....begins the season starting in each of the Spartans' last 70 games...back-to-back seasons with 100 assists, 100 rebounds and 200 points...only the fourth Spartan to lead the team in assists three consecutive seasons.

**2009-10:** One of two Spartans to start in all 31 games...had his best season in assists (149), rebounding (5.1 rpg.) and field goal percentage (47.0)...ranked 57th nationally and third in the WAC in assists...fourth highest single season assist total at San Jose

State...averaged 9.4 points a game and was fifth on the team in scoring...13 times in double-figure scoring including a season-high 21 at Hawai'i (Jan. 17)...first player in the WAC to grab 100 rebounds, hand out 100 assists and score 200 points in 2009-10 when he reached all three thresholds at Louisiana Tech game (Feb. 4)...third on the Spartans in rebounding...career-high 10 rebounds vs. Nevada (Feb. 25)...team leader and sixth in the WAC in steals

(45)...matched his single-game best of 5 steals twice vs. Seattle U. (Feb. 22) and at Idaho (Mar. 4)...made the game-winning basket with 11 seconds to go against Pacific (Nov. 28).



**2008-09:** Only San Jose State player to play and start in all 30 games...Led the team in assists (142) and steals (51)...First Spartan in nine seasons to record 100 assists in a season...First San Jose State player in 12 seasons to record at least 100 assists and 100 rebounds (112) in a season...Personal best 13 assists in the Northern Colorado win (Dec. 20) - the best one-game effort in the WAC for the season and matches the second highest single-game figure at San Jose State...Only Spartan ranked among the WAC's top-three in two different statistical categories at the

### Graham – At The Start of 2010-11

#### San Jose State Career Assists

Player	Games	Assists
1. Michael Dixon (1982-85)	107	477
2. Ken Mickey (1974, 76-77)	82	476
3. Mike Mendez (1978-81)	108	469
4. Justin Graham (2008-10)	87	367

#### Spartan Assists Leaders – Three or More Seasons

Player	Career Assists	Seasons
Ken Mickey	476	1974, 76, 77
Mike Mendez	469	1979, 80, 81
Michael Dixon	477	1983, 84, 85
Justin Graham	367	2008, 09, 10

#### Minutes Played By Active WAC Players

Player	Games	Minutes
1. Justin Graham, San Jose State	87	2,939
2. Tyler Newbold, Utah State	105	2,928
3. Tai Wesley, Utah State	105	2,775



# Player Profiles

## Graham's Game Winners

Opponent, Date	Action
Pacific, Nov. 28, 2009	Basket with 0:11
San Diego, Dec. 8, 2008	Basket, steal, two free throws with 11.1 seconds remaining
Middle Tennessee, Nov. 15, 2007	Assist at 0:05
Appalachian State, Nov. 16, 2007	Basket at 0:01



end of the season...Second in the WAC in assists per game and third in steals per contest...11 double-figure scoring contests...Season scoring high of 19 in the Hawaii win (Jan. 17)...Had a six-game streak (Jan. 5-Jan. 22) in which he scored in double-figures...Single-game high of 5 steals in the win at San Diego (Dec. 8).

**2007-08:** Had one of the best seasons for any San Jose State freshman...First San Jose State freshman in

13 years to lead the team in assists (2.9 avg.)...Appeared in 26 games and started 25 times...Played more minutes than any 2007-08 freshman in the Western Athletic Conference and led the Spartans in average minutes played per game at 31.96...Set a San Jose State freshman single-game scoring record with 29 points vs. Hawai'i (Jan. 5)...First San Jose State player to score 20 or more points in two games during the season with 20 points against Boise State (Feb. 28)...Was in double-figure scoring 14 times...Had a six-game stretch (Dec. 22, 2007-Jan. 7, 2008) scoring in double figures in each contest...Third on the team in scoring with his 10.7 average...Whirling dervish in the open court who was third in the WAC in steals at 1.54 per game...Had two four-steal games and 11 over a three-game span against South Dakota State (Dec. 30), at Boise State (Jan. 2) and against Hawaii...Clutch player in the closing moments who helped the Spartans win in a number of ways...Handed off an assist on the game-winning basket at Middle Tennessee (Nov. 15), scoring the game-winning basket against Appalachian State (Nov. 16) and

## Graham's 20-plus Point Games

Opponent, Date	Points
Hawai'i, Jan. 5, 2008	29
Hawai'i, Jan. 17, 2010	21
Boise State, Feb. 28, 2008	20

nailed a pair of free throws in the final seconds of the second half to send the Portland State game (Dec. 28) into overtime and a San Jose State victory...Averaged 12.3 points per game in the 2007 summer tour of the United Kingdom...Leading scorer in the win over the London Leopards at the start of the tour.



**HIGH SCHOOL :** Lettered in basketball (Coach Rod Wright), football and cross country at Ripon (Calif.)

**High School...** Helped his team to 55 wins in his junior and senior seasons...Was a two-time "Most Valuable Player" of the Trans-Valley League and *Manteca Bulletin* "Player of the Year"...Was an all-state Division IV selection his senior season...Led his team and league in scoring, assists, blocked shots and steals in 2006...Averaged 15.6 points, 7.5 rebounds, 6.0 assists and 3.5 steals per game as a senior...Averaged 15.9 points, 7.3 rebounds and 5.5 assists per game as a junior...Team recorded a 29-3 overall record...Led the league in assists and blocked shots, was second in steals and was third in scoring average...Was a wide receiver in football and caught 15 passes his junior season.

**JUSTIN:** Communication studies major...His dad, Steve Romero, played the 1987 and 1988 seasons for Cal State Stanislaus and averaged in double-figure scoring each season...Dad was an honorable mention all-conference selection in 1987...Is a step-grandson of former Phoenix Suns center Neal Walk, the second pick in the 1969 NBA Draft behind UCLA's Lew Alcindor...Born in Turlock, Calif., on September 10, 1988.

## Career Highs

<b>PTS.</b> – 29, vs. Hawai'i, Jan. 5, 2008
<b>FG</b> – 8, twice, last at Hawai'i, Jan. 17, 2010
<b>FGA</b> – 15, vs. Boise State, Feb. 28, 2008
<b>3FG</b> – 2, three times, last at UC Riverside, Nov. 22, 2009
<b>3 FGA</b> – 7, at UC Riverside, Nov. 22, 2009
<b>FT</b> – 14, vs. Hawai'i, Jan. 5, 2008
<b>FTA</b> – 17, vs. Hawai'i, Jan. 5, 2008
<b>REB</b> – 10, vs. Nevada, Feb. 25, 2010
<b>A</b> – 13, vs. Northern Colorado, Dec. 20, 2008
<b>BLK</b> – 2, four times, last vs. Fresno State, Feb. 27, 2010
<b>S</b> – 5, four times, last at Idaho, Mar. 4, 2010



### San Jose State University Statistics

SEASON	G/S	MIN	FG-FGA	Pct.	3FG-FGA	Pct.	FT-FTA	Pct.	REB	Avg.	A	Avg.	TO	PF-D	Blk	S	Pts.	Avg.
2007...Redshirt																		
2008...FR	26/25	831	91-197	.462	15-35	.429	80-111	.721	14-49-63	2.4	76	2.9	117	55-1	11	40	277	10.7
2009...SO	30/30	1,017	95-203	.468	2-19	.105	56-84	.667	26-86-112	3.7	142	4.7	112	73-1	9	51	248	8.3
2010...JR	31/31	1,091	111-236	.470	3-20	.150	67-108	.620	38-119-157	5.1	149	4.8	96	83-3	9	45	292	9.4
<b>CAREER</b>	<b>87/86</b>	<b>2,939</b>	<b>297-636</b>	<b>.467</b>	<b>20-74</b>	<b>.270</b>	<b>203-303</b>	<b>.669</b>	<b>78-254-332</b>	<b>3.8</b>	<b>367</b>	<b>4.2</b>	<b>325</b>	<b>211-5</b>	<b>29</b>	<b>136</b>	<b>817</b>	<b>9.4</b>

### Western Athletic Conference Statistics

2008...FR	11/10	332	41-79	.502	7-14	.500	31-46	.674	6-21-27	2.5	31	2.8	46	22-0	11	40	120	10.9
2009...SO	16/16	542	52-112	.464	1-12	.083	42-62	.677	17-40-57	3.6	66	4.2	51	43-1	3	20	147	9.2
2010...JR	16/16	572	54-104	.519	0-2	.000	28-43	.651	27-58-85	5.3	77	4.8	41	43-1	7	25	136	8.5
<b>CAREER</b>	<b>43/42</b>	<b>1,446</b>	<b>147-295</b>	<b>.498</b>	<b>8-28</b>	<b>.286</b>	<b>101-151</b>	<b>.669</b>	<b>50-119-169</b>	<b>3.9</b>	<b>174</b>	<b>4.0</b>	<b>138</b>	<b>108-2</b>	<b>21</b>	<b>85</b>	<b>403</b>	<b>9.4</b>





# Player Profiles

## JOE HENSON

Center

32

6-8, 245, SO, 1V  
Pasadena, Calif.

Health Science  
Major



**AT SAN JOSE STATE:**  
In his second season with the Spartans...Signed a National Letter-of-Intent during the 2008 fall signing period...Competing for playing time as a center.

**2009-10:** Played in 21 games, all as a reserve post player...Averaged 0.7 points and 0.9 rebounds a game...One of four players on the team with a .500 or better field goal percent-

age...Shot .500 from the field...Best first impression was in the UC Irvine win (Dec. 18) collecting four rebounds in 12 minutes of action...Season-high 5 rebounds in the Louisiana Tech victory (Jan. 21)...Season best 4 points at Louisiana Tech (Feb. 4).

**HIGH SCHOOL:** Played for Pasadena (Calif.) High (Coach Tim Tucker)...Team was 101-19 and won four Pacific League championships with a 51-1 record in his four seasons...Team reached the semifinal round of the C.I.F. Division I Southern California state tournament his senior year and the second round of the C.I.F. playoffs his sophomore and junior seasons... Named his team's Most Valuable Player as a senior...Was a 2009 first-team All-Pacific League and Pasadena Star News first-team All-Area selection...Finished his high school career playing in the RioPac and Star News All-Star games in Azusa and Pasadena, Calif., respectively.

**JOE:** A health science major...Did not begin playing basketball until his freshman year in high school...Was 6-foot-4 as a freshman and reached his present height of 6-foot-8 by his junior year...Favorite movies include "Troy" and "Men on Fire"...Lists Denzel Washington, Brad Pitt, Russell Crowe and the late Heath Ledger as his favorite actors...Enjoyed building model cars when he was younger...The Pasadena, Calif., native was born on February 8, 1991.



### Career Highs

- PTS - 4, at Louisiana Tech, Feb. 4, 2010
- FG - 2, at Louisiana Tech, Feb. 4, 2010
- FGA - 3, at Louisiana Tech, Feb. 4, 2010
- FT - 1, twice, last vs. Fresno State, Feb. 27, 2010
- FTA - 2 at New Mexico State, Feb. 6, 2010
- REB - 5, at Louisiana Tech, Feb. 4, 2010
- A - 1, at Hawai'i, Jan. 17, 2010
- S - 1, vs. Boise State, Jan. 14, 2010



### San Jose State University Statistics

SEASON	G/S	MIN	FG-FGA	Pct.	3FG-FGA	Pct.	FT-FTA	Pct.	REB	Avg.	A	Avg.	TO	PF-D	Blk	S	Pts.	Avg.
2010...FR	21/0	99	6-12	.500	0-0	.000	2-3	.667	8-10-18	0.9	1	0.1	5	15-0	0	1	14	0.7

### Western Athletic Conference Statistics

SEASON	G/S	MIN	FG-FGA	Pct.	3FG-FGA	Pct.	FT-FTA	Pct.	REB	Avg.	A	Avg.	TO	PF-D	Blk	S	Pts.	Avg.
2010...FR	12/0	68	5-9	.556	0-0	.000	2-3	.667	5-7-12	1.0	1	0.1	2	7-0	0	1	12	1.0





# Player Profiles

# 23

## CHRIS JONES

G/F, 6-4, 205,


SO, 1V

Hayward, Calif.

Major - Undeclared



**CHRIS:** Has not declared a major...Spent the 2008-09 year at Westwind Prep School in Phoenix, Ariz., and played on one of the school's two basketball teams...Dad, Horacio Jones, is a pastor for the Family Bible Fellowship Church in Newark, Calif...Chris personally enjoys readings from the Book of Psalms...Oldest brother, Tim Jones, was a forward on the 2007-08 Cal State East Bay basketball team...Lists Michael Jordan, LeBron James, Kobe Bryant and Dwayne Wade as his favorite NBA players...Likes movies of all kinds...Favorite movies include "Troy," "A Man Apart," and "John Q"...Enjoys the music of Trey Songz, Lil Wayne, Ludacris, Drake and Ginuwine...The native of Hayward, Calif., was born on May 27, 1989.



**AT SAN JOSE STATE:** In his second season with the Spartans...Signed a National Letter-of-Intent during the 2009 spring period...Competing for playing time at a perimeter position...Switched his jersey number from 24 to 23 for the 2010-11 season.

**2009-10:** Played in 21 games. Started the first 10 games of the season...Averaged 1.7 points and 1.2 rebounds a game...Got off to a fast start with his season bets of 13 points and 5 rebounds in the opener against William Jessup (Nov. 16)...Still averaged 4.5 points a game after the first six contests...Played infrequently during the first half of conference action...Appeared as a reserve in each of the last seven games scoring a total of six points.

**HIGH SCHOOL:** Lettered four seasons at Newark (Calif.) Memorial High....Helped his team win 20 or more games his junior and senior seasons...Team did not lose a league game in his four seasons...Built a reputation as an outstanding defensive player...Two-time CalHi Sports all-state selection...A 2008 third-team All-East Bay pick by the Contra Costa Times...Two-time San Francisco Chronicle honorable mention All-Metro selection... Averaged 14.4 points as a junior...The 2007 Mission Valley Athletic League Most Outstanding Player...A three-time all-league player.

## Career Highs

- PTS. – 13, vs. William Jessup, Nov. 16, 2009
- FG – 5, vs. William Jessup, Nov. 16, 2009
- FGA – 7, vs. William Jessup, Nov. 16, 2009
- 3FG – 1, vs. William Jessup, Nov. 16, 2009
- 3FGA – 2, vs. William Jessup, Nov. 16, 2009
- FT – 2, twice, last vs. New Mexico State, Mar. 11, 2010
- FTA – 2, four times, last vs. New Mexico State, Mar. 11, 2010
- REB – 5, vs. William Jessup, Nov. 16, 2009
- A – 2, three times, last vs. Seattle U., Feb. 22, 2010
- S – 1, three times, last vs. Saint Mary's, Nov. 30, 2009





### San Jose State University Statistics

SEASON	G/S	MIN	FG-FGA	Pct.	3FG-FGA	Pct.	FT-FTA	Pct.	REB	Avg.	A	Avg.	TO	PF-D	Blk	S	Pts.	Avg.
2010...FR	21/10	162	15-38	.395	1-6	.167	5-8	.625	9-17-26	1.2	9	0.4	10	18-0	0	3	36	1.7

### Western Athletic Conference Statistics

SEASON	G/S	MIN	FG-FGA	Pct.	3FG-FGA	Pct.	FT-FTA	Pct.	REB	Avg.	A	Avg.	TO	PF-D	Blk	S	Pts.	Avg.
2010...FR	8/0	23	1-2	.500	0-0	.000	1-2	.500	2-2-4	0.5	0	0.0	2	3-0	0	0	3	0.4





# Player Profiles

**4 AALIM MOOR**  
**G, 6-3, 194, SO, SQ**  
**Oakland, Calif.**  
**Communication Studies Major**




**AT SAN JOSE STATE:** In his second season with the Spartans...Signed a National Letter-of-Intent during the November 2008 period...Backcourt prospect capable of playing either guard position.

**2009-10 SEASON:** Played in 14 games, all in a reserve capacity...Played in six of the first 10 games and in each of the last five...His season total of three points came in the Northern Colorado game (12/21/09)...Averaged 0.2 points and 0.1 rebounds a game...Picked up his rebounds in the Northern Colorado and Nevada (2/25) contests...Only assist in the season

was at the University of San Francisco.

**HIGH SCHOOL:**

Lettered four seasons at Saint Mary's High (Coach Manny Nodar) in Berkeley, Calif....Helped his team win 113 games...Best season was in 2008 when Saint Mary's advanced to the 2008 Division IV state championship game...Team also advanced to the NorCal championship his sophomore and senior seasons...Named to the 2009 CalHi Sports Division IV all-state team...Two-time all-league guard...San Francisco Chronicle 2009 honorable mention All-Metro selection.



**AALIM:** Communication studies major...Is the third member of his family with the name Aalim Moor...Aalim is "wise man of learning" in the Muslim translation...Interested in becoming a sports agent...Cousins and former high school teammates Will and Chris Brew are on the UC Santa Barbara men's basketball team...Has an uncle, William Brew, who played for Oregon State during the 1980 through 1983 seasons...Played AAU ball for the Bay Area Hoosiers...Likes to pattern his game after Jason Kidd and lists Kobe Bryant and Michael Jordan as two of his favorite players...Enjoys listening to the music of Drake, Lil Wayne, Jay Z and Kanye West...The native of Oakland, Calif., was born on May 11, 1991.

## Career Highs

- PTS.** - 3, at Northern Colorado, Dec. 21, 2009
- FG** - 1, at Northern Colorado, Dec. 21, 2009
- FGA** - 2, twice, last vs. Hawai'i, Jan. 28, 2010
- FT** - 1, at Northern Colorado, Dec. 21, 2009
- FTA** - 1, at Northern Colorado, Dec. 21, 2009
- REB** - 1, twice, last vs. Nevada, Feb. 25, 2010
- A** - 1, at San Francisco, Dec. 8, 2009
- S** - 1, at Northern Colorado, Dec. 21, 2009

## San Jose State University Statistics

SEASON	G/S	MIN	FG-FGA	Pct.	3FG-FGA	Pct.	FT-FTA	Pct.	REB	Avg.	A	Avg.	TO	PF-D	Pts.	Avg.
2010...FR	14/0	36	1-6	.167	0-0	.000	1-1	1.000	0-2-2	0.1	1	0.1	4	5-0	3	0.2

## Western Athletic Conference Statistics

SEASON	G/S	MIN	FG-FGA	Pct.	3FG-FGA	Pct.	FT-FTA	Pct.	REB	Avg.	A	Avg.	TO	PF-D	Pts.	Avg.
2010...FR	7/0	18	0-3	.000	0-0	.000	0-0	.000	0-1-1	0.1	0	0.0	1	2-0	0	0.0



2


## ADRIAN OLIVER

Guard  
6-4, 210, SR, 2V  
Modesto, Calif.  
Sociology Major



### Oliver's San Jose State Records

- Most 30-point games in a season (8)
- Most 30-point games in a career (10)
- Most consecutive 30-point games (2, twice)
  - Most free made in a season (188)
- Best free throw percentage in a season (88.7 in 2010)
  - Best free throw percentage in a career (84.5)
- Most points scored by a San Jose State player at The Event Center (39)



**AT SAN JOSE STATE:** In his fourth season with the Spartans...first returning first-team all-conference player since San Jose State joined the Western Athletic Conference...2010-11 WAC preseason Player of the Year by Blue Ribbon and in the conference's media poll...holds the career record for most 30-plus point games with 10 going into the season...28 games of 20 or more points...43 double-figure scoring games...begins the season number-one on the career


list for free throw accuracy at 84.5 percent...became the 13th player in university history to reach the 1,000-point plateau...needed just 49 games to reach 1,000 points as a Spartan...one of two team captains for the 2010-11 season...number-two top returning scorer nationally from the 2009-10 season...transfer from the University of Washington.

**2009-10:** Finished tied for fourth nationally and was the WAC leader in scoring with his 22.5 points per game average...highest finish by a San Jose State player in the scoring column and first Spartan to lead the WAC in single-season scoring...699 points

### Oliver's 2009-10 Honors

- First team All-Western Athletic Conference
- Western Athletic Conference scoring leader
- National Association of Basketball Coaches (NABC) All-District 6
- United States Basketball Writers Association (USBWA) All-District 8
- USBWA Oscar Robertson National Player of the Week for the week ending Jan. 23, 2010
- Western Athletic Conference Player of the Week for the weeks ending Dec. 19, 2009 and Jan. 23, 2010

are the second most points scored by a San Jose State player in a season...single-season record eight times with 30 or more points...career best 39 in the Louisiana Tech win (Jan. 21) when the Bulldogs were the first-place team in the WAC...back-to-back 30-plus point games twice during the season...USBWA Oscar Robertson National Player of the Week for games ending Jan. 23, 2010...two-time Western Athletic Conference Player of the Week for the weeks ending Dec. 19 and Jan. 23... Four "double-doubles" – 11 points and 11 rebounds in the William Jessup victory (Nov. 16), 30 points and 11 rebounds in the Cal State Bakersfield triumph (Dec. 9), 23 points and a career high 12 rebounds in the win at Santa Clara (Dec. 23), and 20 points and 10 rebounds at Hawai'i (Jan. 17)...second on the team in rebounding at 5.3 per game...set school records for most free throws made in a season with 188 and free throw accuracy at 88.7 percent...14th nationally in free throw percentage...first San Jose State player in 55 years to take at least 200 free throw attempts...had streaks of 21, 23 and 30



made free throws during the season...six games in which he attempted 10 or more free throws including a 17-for-18 performance against Seattle U. (Feb. 22)...second on the team in assists (89), blocked shots (15) and steals (30)...one of three Spartans to shoot at least 40 percent from 3-point-range with his 40.8 percentage...had at least one assist in 28 of the Spartans' 31 games...notched his single-game best of 8 assists and 3 blocked shots in the Fresno State win (Feb. 27).

**2008-09:** Burst on the scene as one of the most explosive scoring threats in a San Jose State uniform...Played and started in 18 games beginning December 20, 2008...Team scoring leader at 17.1 per game...80 points in his first three games were the most



# Player Profiles

## Adrian Oliver By The Numbers

### 10 30-point games


- 39, vs. Louisiana Tech, Jan. 21, 2010
- 37, vs. Boise State, Feb. 7, 2009
- 35, vs. Seattle U., Feb. 22, 2010
- 35, vs. Nevada, Feb. 25, 2010
- 33, vs. Boise State, Jan. 14, 2010
- 33, vs. Hawai'i, Jan. 28, 2010
- 32, at Washington, Nov. 20, 2009
- 31, vs. San Francisco, Dec. 22, 2008
- 31, at UC Irvine, Dec. 18, 2009
- 30, vs. Cal State Bakersfield, Dec. 9, 2009

### Career Double-Doubles

- 11 points, 11 rebounds, vs. William Jessup, Nov. 16, 2009
- 30 points, 11 rebounds vs. Cal State Bakersfield, Dec. 9, 2009
- 23 points, 12 rebounds at Santa Clara, Dec. 23, 2009
- 20 points, 10 rebounds at Hawai'i, Jan. 17, 2010

### 2010 NCAA rankings

- Points per game - 4th, tied, 22.9
- Free throw percentage - 14th, 88.7



points scored by a Spartan player in a three-game debut...Opened his San Jose State career with 27 against Northern Colorado (Dec. 20) - the highest known point total by a Spartan in an opening game...Scored 20 or more points eight times...Season scoring high of 37 against Boise State (Feb. 7)...His 24 in the first half against Boise State was two shy of the one-half scoring record at San Jose State...Also scored 31 points in the USF win (Dec. 22)...Scored 20 or more points in back-to-

back games twice during the season...Was second in the Western Athletic Conference in scoring in conference games played with a 17.6 average...Tied for third on the team in blocked shots with nine

**UNIVERSITY OF WASHINGTON:** Played 37 games with 13 starts during the 2007 and 2008 seasons...Four major-college double-figure scoring games...Appeared in five of the first six games of the 2008 season...Scored 11 points in the season-opener against New Jersey Tech (Nov. 13)...One of five players to play

in all 32 games in 2006-07...Made 13 consecutive starts including 10 games when Washington was ranked in the top-25...Second on the team in assists with 71 and had the best assist-to-turnover ratio (1.51-to-1) on the team...Credited or shared team-high honors in assists five times...Had a season-high eight assists as a starter against #7-Arizona...Best statistical game was 14 points, 9 rebounds and 5 assists against Eastern Washington (Nov. 24)...Averaged 4.7 points a game...Also scored in double figures against #18-Gonzaga (Dec. 9) with 11 points and 10 at Stanford (Jan. 11).



**HIGH SCHOOL :** Lettered four seasons at Modesto (Calif.) Christian High (Coach Allen Oliver)...A two-time, first-team all-state player who averaged 25.5 points as a senior and 26.1 points as a junior...As a senior in 2007, #13 prospect in the Long Beach Press-Telegram's Best in the West poll...#64 best prep player according to Bob Gibbons' All-Star Report...#11 best recruit in California by rivals.com...#92 national recruit and top point guard on the West Coast according to scout.com's post-summer ranking...Also lettered in football.

**ADRIAN:** Sociology major...enjoys watching the television shows Entourage, Lost and Family Guy...Born in Modesto, Calif., on March 31, 1988.

## Career Highs

- PTS.** - 39, vs. Louisiana Tech, Jan. 21, 2010
- FG** - 13, twice, last vs. Nevada, Feb. 25, 2010
- FGA** - 23, vs. Boise State, Feb. 7, 2009
- 3FG** - 4, three times, last at Idaho, Mar. 4, 2010
- 3 FGA** - 8, three times, last at Idaho, Mar. 4, 2010
- FT** - 17, vs. Seattle U., Feb. 22, 2010
- FTA** - 18, vs. Seattle U., Feb. 22, 2010
- REB** - 12, at Santa Clara, Dec. 23, 2009
- A** - 8, vs. Fresno State, Feb. 27, 2010
- BLK** - 3, twice, last vs. Fresno State, Feb. 27, 2010
- S** - 3, vs. William Jessup, Nov. 16, 2009



### San Jose State University Statistics

SEASON	G/S	MIN	FG-FGA	Pct.	3FG-FGA	Pct.	FT-FTA	Pct.	REB	Avg.	A	Avg.	TO	PF-D	Blk	S	Pts.	Avg.
2009...SO	18/18	572	109-252	.433	17-65	.262	73-97	.753	10-31-41	2.3	39	2.4	66	42-1	9	13	308	17.1
2010...JR	31/31	1,119	230-526	.437	51-125	.408	188-212	.887	49-115-164	5.3	89	2.9	99	92-2	15	30	699	22.5
Career	49/49	1,691	339-778	.436	68-190	.358	261-309	.845	59-146-205	4.2	128	2.6	165	134-3	24	43	1,007	20.6

### Western Athletic Conference Statistics

SEASON	G/S	MIN	FG-FGA	Pct.	3FG-FGA	Pct.	FT-FTA	Pct.	REB	Avg.	A	Avg.	TO	PF-D	Blk	S	Pts.	Avg.
2009...SO	12/12	395	73-170	.429	10-41	.244	55-73	.753	5-23-28	2.3	30	2.5	42	29-1	5	7	211	17.6
2010...JR	16/16	585	126-280	.450	33-80	.413	90-101	.891	17-55-72	4.5	54	3.4	50	42-0	8	15	375	23.4
CAREER	28/28	980	199-450	.442	43-121	.355	145-174	.833	22-78-100	3.6	84	3.0	92	71-1	13	22	586	20.9

### University of Washington Statistics

SEASON	G/S	MIN	FG-FGA	Pct.	3FG-FGA	Pct.	FT-FTA	Pct.	REB	Avg.	A	Avg.	TO	PF-D	Blk	S	Pts.	Avg.
2007...FR	32/13	673	55-146	.377	14-46	.304	27-35	.771	32-67-99	3.1	71	2.2	47	88-5	7	24	151	4.7
2008	5/0	56	6-13	.462	4-9	.444	1-1	1.000	2-7-9	1.8	3	0.6	5	7-0	1	4	17	3.4
Career	37/13	729	61-159	.384	18-55	.327	28-36	.778	34-74-108	2.9	74	2.0	52	95-5	8	28	168	4.5

### Major College (San Jose State + Washington) Career Statistics


G/S	MIN	FG-FGA	Pct.	3FG-FGA	Pct.	FT-FTA	Pct.	REB	Avg.	A	Avg.	TO	PF-D	Blk	S	Pts.	Avg.
86/62	2,420	400-937	.427	86-245	.351	289-345	.838	93-220-313	3.6	202	2.3	217	229-8	32	71	1,175	13.7





# Player Profiles

**GARRETT  
TON**  
**50**  
Forward  
6-8, 222, JR, SQ  
Torrance, Calif.  
Kinesiology Major



**AT SAN JOSE STATE:**  
In his fourth season at San Jose State...joined the program as a successful walk-on prospect in 2007...three-time San Jose State University Scholar-Athlete...one of the team's representatives to the San Jose State University Student-Athlete Advisory Council (SAAC) since 2008...member of the 2010-11 SAAC Executive Board of Directors as an at-large member...serving as a student representative on the University's NCAA Division I Re-certification Government and Commitment to Rules sub-committee.



**2009-10:** Played in four games - three non-conference contests and one WAC ...did not attempt any field goal attempts and nor was awarded any free throw tries...season-best 2 rebounds in the William Jessup season-opening triumph (Nov. 16)...also was in the scoring column in the William Jessup win (Dec. 28) with a free throw.

**2008-09:** Appeared in five games as a reserve forward...Posted a season scoring high of 2 points against California Maritime (Nov. 19) and Nevada (Mar. 5)...Season-best 2 rebounds in the California Maritime victory...Also was in the scoring column in

the William Jessup win (Dec. 28) with a free throw.

**2007-08:** Spent the season as a redshirt.

**WEST HIGH:** Lettered two seasons in basketball at West High (Coach Karim Girgis) in Torrance, Calif...Was his team's leader in blocked shots his junior and senior seasons...Topped his squad in rebounding in 2006-07...Also played baseball as a freshman and a sophomore.



**GARRETT:** Kinesiology major who is emphasizing sports management...hopes to work for a professional sports franchise...was a press box assistant for San Jose State home football games in 2009...worked as a media relations staff assistant for the 2010 NCAA Division I Men's Basketball Championship First and Second Round games in San Jose...enjoys playing golf and collecting sports memorabilia...dad, Steve Ton, played for the 1971 University of Idaho freshman team and earned three varsity letters for the Vandals in the 1972 through 1974 seasons...dad was Idaho's leading scorer and rebounder in 1972, recipient of the 1972 Ronald White Award as the Vandals' most outstanding player, and top scorer in 1973...born in Torrance, Calif., on June 29, 1989.

## Career Highs

**PTS.** - 2, twice, last at Nevada, Mar. 5, 2009  
**FG** - 1, vs. California Maritime, Nov. 19, 2008  
**FGA** - 1, twice, last vs. William Jessup, Dec. 28, 2008  
**FT** - 2, at Nevada, Mar. 5, 2009  
**FTA** - 2, twice, last at Nevada, Mar. 5, 2009  
**REB** - 2, vs. California Maritime, Nov. 19, 2008  
**S** - 1, twice, last at Boise State, Jan. 8, 2009

## San Jose State University Statistics

SEASON	G/S	MIN	FG-FGA	Pct.	3FG-FGA	Pct.	FT-FTA	Pct.	REB	Avg.	A	Avg.	TO	PF-D	Blk	S	Pts.	Avg.
2008...Redshirt																		
2009...FR	5/0	12	1-2	.500	0-0	.000	3-4	.750	2-1-3	0.6	0	0.0	3	5-0	0	2	5	1.0
2010...SO	4/0	8	0-0	.000	0-0	.000	0-0	.000	0-3-3	0.8	1	0.2	0	2-0	0	0	0	0.0
<b>CAREER</b>	<b>9/0</b>	<b>20</b>	<b>1-2</b>	<b>.500</b>	<b>0-0</b>	<b>.000</b>	<b>3-4</b>	<b>.750</b>	<b>2-4-6</b>	<b>0.7</b>	<b>1</b>	<b>0.1</b>	<b>3</b>	<b>7-0</b>	<b>0</b>	<b>2</b>	<b>5</b>	<b>0.6</b>

## Western Athletic Conference Statistics

SEASON	G/S	MIN	FG-FGA	Pct.	3FG-FGA	Pct.	FT-FTA	Pct.	REB	Avg.	A	Avg.	TO	PF-D	Blk	S	Pts.	Avg.
2009...FR	2/0	5	0-0	.000	0-0	.000	2-2	1.000	0-0-0	0.0	0	0.0	1	3-0	0	1	2	1.0
2010...SO	1/0	1	0-0	.000	0-0	.000	0-0	.000	0-1-1	1.0	0	0.0	0	0-0	0	0	0	0.0
<b>CAREER</b>	<b>3/0</b>	<b>6</b>	<b>0-0</b>	<b>.000</b>	<b>0-0</b>	<b>.000</b>	<b>2-2</b>	<b>1.000</b>	<b>0-1-1</b>	<b>0.3</b>	<b>0</b>	<b>0.0</b>	<b>1</b>	<b>3-0</b>	<b>0</b>	<b>1</b>	<b>2</b>	<b>0.7</b>


# Player Profiles



**52** **MATT BALLARD**  
F, 6-9, 220, JR, JC  
Foothill Ranch,  
Calif.  
Kinesiology Major



**42** **DEREK BROWN**  
Guard  
6-2, 165, FR, HS  
Los Angeles, Calif.  
Business Major



**AT SAN JOSE STATE:** In his first season with the Spartans...Enrolled at the university for the 2009 fall semester...Asked to join the program after being discovered in intramural play...A team representative to the Student-Athlete Advisory Council.



**IRVINE VALLEY COLLEGE:** Played for the Lazars (Coach Jerry Hernandez) in the 2008-09 season...Fifth on the team in scoring with a 7.7 per game average...11 times in double-figure scoring with a season-high 16...6.7 per game rebounding figure was second on the team...Seven double-figure rebounding efforts topped by a season-best 14...Five double-doubles.

**UC IRVINE:** Spent his 2007-08 freshman season with the Anteaters...Part of a UC Irvine team that posted the most wins (18) at the school since the 2003 season...Anteaters advanced to the Big West Conference Tournament championship game...Played in 24 games...Averaged 0.3 points and 0.5 rebounds a game...2-of-9 from the field and 3-of-7 from the free throw line...Anteaters won every game in which he scored...Season-high 3 points in the UC Davis win (Mar. 6)...Also scored in the Cal Baptist (Nov. 6) and Alaska Fairbanks (Dec. 8) victories...Season-best 3 rebounds against Alaska Fairbanks.

**HIGH SCHOOL:** Lettered in basketball (Coach Tom McCluskey) and volleyball at Trabuco Hills High in Mission Viejo, Calif...Averaged 13.0 points and 10.3 rebounds a game as a senior...Second in scoring and tops on the team in rebounding in 2006-07...First-team All-Sea View League pick as a senior.

**MATT:** A kinesiology major with an emphasis in sports management...Hopes to work in a college or university athletics department...Enjoys playing golf and poker...The native of Fountain Valley, Calif., was born on May 19, 1989.



**AT SAN JOSE STATE:** In his first season with the Spartans...signed a National Letter-of-Intent in November 2009...a guard hopeful.

**HIGH SCHOOL:** Lettered in basketball (Coach Don Grant) at Chino Hills (Calif.) High...two-time first-team All-C.I.F. Division IA selection...2009 and 2010 Sierra League Most Valuable Player...three-time first-team all-league pick...helped his team to

78-16 win-loss record and three league championships in three varsity seasons...set school career records for scoring (1,336 points), assists (480) and steals (185)...concluded his career playing in the 2010 Clash of the Counties All-Star Game in Riverside, Calif...also invited to play in the 2009 Battle of the Best Showdown in Oakland, Calif.

**DEREK:** Plans to major in business administration with an emphasis on management information systems...The Pasadena, Calif., native was born on October 23, 1991.



# Player Profiles

## WIL CARTER

Forward

15

6-8, 215, JR, JC  
Pocatello, Idaho  
Communication  
Studies Major



## BILLY DICK

Forward

10

6-6, 235, JR, JC  
San Jose, Calif.  
Justice Studies  
Major



### AT SAN JOSE

**STATE:** In his first season with the Spartans...Signed a National Letter-of-Intent with San Jose State in April 2010...Versatile front-court player.

### COMMUNITY COLLEGE:

Played the 2007 and 2010 basketball seasons at Salt Lake Community College (Coach Norm Parish)...Averaged 12.2 points and 7.0 rebounds as a sophomore leading his team to a 24-8 win-loss record...Second on the team and 10th in the Scenic West Athletic Conference in scoring...Team leader in rebounds and seventh in the conference in rebounding...Earned 2010 first-team all-conference honors.

### HIGH SCHOOL:

Lettered in basketball and track and field at Highland High in Pocatello, Idaho...Was an all-region and all-state player during his high school career.

### WIL:

Plans to major in communication studies...Served a Church of Latter-Day Saints mission in Brazil beginning in 2008 and lasting into 2009...Is the only married player on the team...Enjoys singing and playing a guitar...Wil was born on January 23, 1988.



### AT SAN JOSE

**STATE:** In his first season with the Spartans...joined the team for the 2010-11 season as a successful walk-on...competing for playing time as a forward.

### COMMUNITY COLLEGE:

Played the 2009 and 2010 seasons for the Jaguars (Coach Percy Carr).

### HIGH SCHOOL:

Lettered in basketball (Coach Cliff Warren) at Silver Creek High



in San Jose, Calif...was a two-time, first-team All-Santa Teresa League player...helped his team win a league championship and was co-captain his senior season...averaged 11.4 points and 11.5 rebounds a contest as a senior...averaged 10.6 points and 9.3 rebounds his junior season.

**BILLY:** A justice studies major...is interested in a career as a firefighter...enjoys listening to rock and roll music...The San Jose native was born on April 14, 1990.



# Player Profiles



**5**  
**CALVIN DOUGLAS**  
 G, 6-3, 215, JR, JC  
 Antioch, Calif.  
 Behavioral Science  
 Major



**24**  
**BRYLLE KAMEN**  
 Forward  
 6-7, 235, SO, JC  
 Paris, France  
 Economics Major



**AT SAN JOSE STATE:** In his first season with the Spartans...Signed a National Letter-of-Intent in April 2010...Expected to provide strong perimeter play on both ends of the floor.

**COMMUNITY COLLEGE:** Played two seasons at City College of San Francisco (Coach Justin Labagh)...Averaged 8.9 points a game and converted 51.9 percent of his field goal attempts in his two seasons...Fourth in field goal accuracy among Coast Conference players in 2008-09 and 14th in the conference as a sophomore in 2009-10...Helped his team advance to 2010 California Community College championship game.

**HIGH SCHOOL:** Lettered in basketball at Antioch High (Coach John Woolery)...Was the Bay Valley Athletic League Co-Most Valuable Player his senior season averaging 22.7 points and 6.3 rebounds a game...Second team all-league choice as a junior.

**CALVIN:** Plans to major in behavioral science...The native of San Francisco, Calif., was born on December 17, 1989.



**AT SAN JOSE STATE:** In his first season with the Spartans...signed a National Letter-of-Intent in April 2010...a frontcourt prospect.

**COMMUNITY COLLEGE:** Played the 2009-10 season...averaged 8.2 points and 6.9 rebounds a game.

**JACKSONVILLE STATE UNIVERSITY:** Was enrolled at the university for the 2008-09 academic year.

**BRYLLE:** An economics major...first name is derived from his dad's native country of Cameroon and translates to "clever"...first came to the United States in 2007 and enrolled at Stoneridge Prep School in Simi Valley, Calif...attended Lycee Claude Bernard - the American equivalent of his high school years...played basketball, volleyball and soccer...was a goalkeeper in soccer...first started playing organized basketball at age 10...later took up volleyball...enjoys reading about world news events...has visited England, Spain, Germany, Belgium, Austria, The Czech Republic, Switzerland, Canada and Cameroon...enjoys cooking french foods, likes to bake cakes and prepare crepes...The native of Paris, France was born on April 21, 1988.





# Player Profiles

## KEITH SHAMBURGER


# 1

Guard

5-11, 170, FR, HS


Lakewood, Calif.

Kinesiology Major



### AT SAN JOSE

**STATE:** In his first season with the Spartans...Signed a National Letter-of-intent in April 2010...Capable of playing any of the guard positions for San Jose State.



### SERRA HIGH:

Played two seasons for Serra High of Gardena, Calif., and was a key player in the school's 2010 California Interscholastic Federation Division III championship...Team's leading scorer in the championship game...Named the C.I.F. Southern Section Division 3A Co-Player of the Year...Averaged 21.3 points, 4.0 rebounds, 4.0 assists and 2.3 steals per game in 2010 for the Cavaliers team that posted a 35-2 win-loss record...Invited to play in one of the 2010 Los Angeles County vs. San Bernardino/Riverside Counties All-Star Games.

### LUTHERAN HIGH:

As a sophomore, played at Lutheran High in Bonita, Calif...Was the 2008 C.I.F. Southern Section Division 5A Co-Player of the Year...Helped his team win 24 games in a row to start the season and finish with a 29-1 win-loss record...Averaged 14.0 points, 6.0 rebounds and 7.9 assists per game.

**KEITH:** Plans to major in kinesiology with an emphasis in sports management...Played on high school basketball teams that amassed an 87-11 win-loss records over three seasons...The Los Angeles native was born on October 28, 1992.





# 2009-10 Season In Review



# 2009-10 Individual Statistics

Player	G/S	Min	FG-FGA	Pct.	3FG-3FGA	Pct.	FT-FTA	Pct.	REB	Avg.	PF-D	A	TO	Blk	S	Pts.	Avg.
Oliver	31/31	1119	230-526	.437	51-125	.408	188-212	.887	49-115-164	5.3	92-2	89	99	15	30	699	22.5
WAC	16/16	585	126-280	.450	33-80	.413	90-101	.891	17-55-72	4.5	42-0	54	50	8	15	375	23.4
Owens	31/13	869	104-261	.398	78-192	.406	38-47	.809	15-52-67	2.2	49-1	37	38	2	15	324	10.5
WAC	16/10	513	59-164	.360	47-121	.388	13-16	.813	9-29-38	2.4	20-0	24	27	2	5	178	10.1
Oakes	28/27	793	113-198	.571	0-0	.000	63-100	.630	99-154-253	9.0	84-3	28	38	44	19	289	10.3
WAC	16/16	449	68-121	.562	0-0	.000	33-56	.589	61-74-135	8.4	48-2	20	24	19	10	169	10.6
Peterson	31/21	990	91-213	.427	68-157	.433	57-67	.851	22-79-101	3.3	35-1	49	32	0	17	307	9.9
WAC	16/16	573	47-125	.376	38-92	.413	27-32	.844	8-40-48	3.0	18-1	35	14	0	9	159	9.9
Graham	31/31	1091	111-236	.470	3-20	.150	67-108	.620	38-119-157	5.1	83-3	149	96	9	45	292	9.4
WAC	16/16	572	54-104	.519	0-2	.000	28-43	.651	27-58-85	5.3	43-1	77	41	7	25	136	8.5
Webster	26/18	592	91-171	.532	0-0	.000	46-73	.630	42-82-124	4.8	84-4	38	42	6	12	228	8.8
WAC	12/6	228	47-73	.644	0-0	.000	15-25	.600	15-31-46	3.8	33-0	14	19	0	5	109	9.1
Thomas	28/4	331	23-63	.365	0-6	.000	25-49	.510	28-32-60	2.1	34-0	11	18	5	1	71	2.5
WAC	13/0	83	6-15	40.0	0-0	.000	2-6	.333	6-6-12	0.9	11-0	2	5	0	1	14	1.1
Jones	21/10	162	15-38	.395	1-6	.167	5-8	.625	9-17-26	1.2	18-0	9	10	0	3	36	1.7
WAC	8/0	23	1-2	.500	0-0	.000	1-2	.500	2-2-4	0.5	3-0	0	2	0	0	3	0.4
Dixon	21/0	70	6-14	.429	0-1	.000	2-8	.250	2-9-11	0.5	7-0	1	3	0	0	14	0.7
WAC	11/0	43	4-9	.444	0-0	.000	1-4	.250	2-5-7	0.6	5-0	1	2	0	0	9	0.8
Henson	21/0	99	6-12	.500	0-0	.000	2-3	.667	8-10-18	0.9	15-0	1	5	0	1	14	0.7
WAC	12/0	68	5-9	.556	0-0	.000	2-3	.667	5-7-12	1.0	7-0	1	2	0	1	12	1.0
Wilson	18/0	62	5-10	.500	1-3	.333	1-4	.250	4-9-13	0.7	12-0	2	4	0	1	12	0.7
WAC	11/0	44	4-6	.667	0-1	.000	1-4	.250	3-7-10	0.9	8-0	2	2	0	1	9	0.8
Moor	14/0	36	1-6	.167	0-0	.000	1-1	1.000	0-2-2	0.1	5-0	1	4	0	1	3	0.2
WAC	7/0	18	0-3	.000	0-0	.000	0-0	.000	0-1-1	0.1	2-0	0	1	0	0	0	0.0
Ton	4/0	8	0-0	.000	0-0	.000	0-0	.000	0-3-3	0.8	2-0	1	0	0	0	0	0.0
WAC	1/0	1	0-0	.000	0-0	.000	0-0	.000	0-1-1	1.0	0-0	0	0	0	0	0	0.0
Casey	2/0	3	0-0	.000	0-4	.000	0-0	.000	0-1-1	0.5	1-0	0	1	0	0	0	0.0
Team									42-48-90				2				
WAC									26-31-57								
SJSU	31	6225	796-1748	.455	202-510	.396	495-680	.728	358-732-1090	35.2	521-14	416	392	81	145	2289	73.8
WAC	16	3200	421-911	.462	118-296	.399	213-292	.729	181-347-528	33.0	240-4	230	191	36	72	1173	73.3
OPP	31	6225	862-1901	.453	223-606	.368	395-625	.632	399-678-1077	34.7	560-8	507	313	72	198	2342	75.5
WAC	16	3200	456-969	.471	130-328	.396	193-305	.633	207-346-553	34.6	259-3	291	156	48	992	1235	77.2

# 2009-10 Results




RECORD:	OVERALL	HOME	AWAY	NEUTRAL
ALL GAMES	(14-17)	(10-4)	(4-12)	(0-1)
CONFERENCE	(6-10)	(6-2)	(0-8)	(0-0)
NON-CONFERENCE	(8-7)	(4-2)	(4-4)	(0-1)

Opponent (Date)	Score	W/L	Scoring	Rebounding	Assists
<b>WILLIAM JESSUP (11-16-09)</b>	<b>89-63</b>	<b>W</b>	<b>Graham 18</b>	<b>Oakes 15</b>	<b>Graham 6</b>
at #14-Washington (11-20-09)	70-80	L	Oliver 32	Oakes 12	Oliver 4
at UC Riverside (11-22-09)	66-70	L	Peterson 17 Oliver 17	Oakes 7	Graham 5
<b>PACIFIC (11-28-09)</b>	<b>59-55</b>	<b>W</b>	<b>Owens 22</b>	<b>Webster 14</b>	<b>Graham 4</b>
					<b>Oliver 4</b>
SAINT MARY'S (11-30-09)	71-78	L	Webster 18	Webster 10	Graham 9
at Utah Valley (12-5-09)	82-74	W	Oliver 17	Oakes 14	Graham 7
at USF (12-8-09)	71-76	L	Oliver 17	Oakes 9	Oliver 5
<b>CS BAKERSFIELD (12-9-09)</b>	<b>84-80</b>	<b>W-OT</b>	<b>Oliver 30</b>	<b>Oakes 18</b>	<b>Graham 7</b>
at UC Irvine (12-18-09)	69-56	W	Oliver 31	Oliver 8	Graham 3
at Northern Colorado (12-21-09)	69-93	L	Oliver 26	Graham 4 Webster 4 Oliver 4	Thomas 2
at Santa Clara (12-23-09)	74-68	W	Oliver 23	Oliver 12	Thomas 3 Graham 3
UC IRVINE (12-28-09)	78-68	W	Oliver 29	Webster 8	Graham 8
<b>*IDAHO (1-4-10)</b>	<b>78-75</b>	<b>W</b>	<b>Oliver 22</b>	<b>Webster 11</b>	<b>Graham 8</b>
*at Nevada (1-9-10)	67-96	L	Oliver 10	Oakes 10	Peterson 5
*at Fresno State (1-11-10)	70-80	L	Peterson 21	Oakes 13	Oliver 5
<b>*BOISE STATE (1-14-10)</b>	<b>76-74</b>	<b>W</b>	<b>Oliver 33</b>	<b>Oakes 9</b>	<b>Graham 4</b>
*at Hawai'i (1-17-10)	67-68	L	Graham 21	Oakes 11	Oliver 3
<b>*LOUISIANA TECH (1-21-10)</b>	<b>87-76</b>	<b>W</b>	<b>Oliver 39</b>	<b>Graham 7</b>	<b>Oliver 5</b>
<b>*NEW MEXICO STATE (1-23-10)</b>	<b>93-84</b>	<b>W</b>	<b>Peterson 25</b>	<b>Oakes 11</b>	<b>Graham 6</b>
					<b>Owens 6</b>
<b>*HAWAII (1-28-10)</b>	<b>83-60</b>	<b>W</b>	<b>Oliver 33</b>	<b>Oakes 9</b>	<b>Graham 8</b>
*at Utah State (1-30-10)	58-77	L	Oliver 19	Oakes 7	Graham 6
*at Louisiana Tech (2-4-10)	64-71	L	Oliver 22	Oliver 8	Graham 3
*at New Mexico State (2-6-10)	82-94	L	Owens 29	Oakes 10	Graham 6
*UTAH STATE (2-13-10)	65-81	L	Oliver 28	Graham 6	Graham 6
at Montana State (2-20-10)	77-66	W	Oliver 18	Oakes 12	Graham 4
SEATTLE U. (2-22-10)	88-90	L	Oliver 35	Graham 5	Graham 7
*NEVADA (2-25-10)	79-83	L	Oliver 35	Graham 10	Graham 8
<b>*FRESNO STATE (2-27-10)</b>	<b>72-45</b>	<b>W</b>	<b>Owens 20</b>	<b>Oakes 12</b>	<b>Oliver 8</b>
*at Idaho (3-4-10)	76-86	L	Oliver 24	Webster 9	Graham 4
*at Boise State (3-6-10)	56-85	L	Oliver 12	Oakes 15	Graham 4
\$New Mexico State (3-11-10)	69-90	L	Oliver 23	Oakes 8	Graham 6

\* - Western Athletic Conference game


\$ - Western Athletic Conference Tournament contest



Chris Oakes was the WAC's leader in rebounding.



Adrian Oliver led the WAC in scoring with a 22.5 per game average.



Mac Peterson was fourth in the WAC in 3-point field goal percentage.



# 2009-10 Points-Rebounds-Assists

Opponent	Date	Score	W/L	Oliver	Thomas	Graham	Moor	Webster	Owens	Jones	Oakes
WILLIAM JESSUP	11/16/09	89-63	W	11-11-4	12-4-1	18-5-6	0-0-0	7-12-0	8-2-3	13-5-2	12-15-2
at Washington	11/20/09	70-80	L	32-8-4	5-3-0	12-7-2	0-0-0	4-0-0	3-1-1	4-3-0	8-12-0
at UC Riverside	11/22/09	66-70	L	17-6-2	2-2-1	15-2-5	DNP	6-5-3	1-3-0	2-2-2	6-7-0
PACIFIC	11/28/09	59-55	W	10-2-4	1-0-0	6-2-4	0-0-0	12-14-3	22-1-0	0-0-1	6-7-1
SAINT MARY'S	11/30/09	71-78	L	5-6-0	3-2-0	8-6-9	0-0-0	18-10-3	9-2-1	4-1-0	14-9-2
at Utah Valley	12/5/09	82-74	W	17-1-0	15-8-0	2-7-7	DNP	8-2-1	14-3-0	4-0-1	12-14-2
at USF	12/8/09	71-76	L	17-3-5	3-3-1	16-7-0	0-0-1	9-4-0	9-2-2	2-1-0	6-9-0
CS BAKERSFIELD	12/9/09	84-80	W-OT	30-11-2	1-5-0	7-8-7	DNP	8-3-4	6-1-1	0-1-1	18-18-0
at UC Irvine	12/18/09	69-56	W	31-8-2	2-1-0	16-6-3	DNP	6-4-2	10-3-0	0-4-0	DNP
at No. Colorado	12/21/09	69-93	L	26-4-0	2-3-2	11-4-1	3-1-0	16-4-0	2-2-0	0-1-0	DNP
at Santa Clara	12/23/09	74-68	W	23-12-1	8-9-3	9-2-3	DNP	5-7-2	12-2-0	DNP	DNP
UC IRVINE	12/28/09	78-68	W	29-7-3	2-6-0	10-1-8	DNP	10-8-5	8-3-1	DNP	6-4-0
IDAHO	1/4/10	78-75	W	22-4-2	0-0-0	6-7-8	DNP	21-11-1	8-1-0	DNP	18-6-3
at Nevada	1/9/10	67-96	L	20-4-3	2-4-1	0-2-1	0-0-0	15-3-3	10-0-1	0-1-0	13-10-1
at Fresno State	1/11/10	70-80	L	12-4-5	2-0-0	8-4-4	DNP	6-2-0	9-4-1	0-1-0	12-13-2
BOISE STATE	1/14/10	76-74	W	33-4-2	2-2-0	14-5-4	DNP	DNP	10-2-3	0-0-0	8-9-3
at Hawai'i	1/17/10	67-68	L	20-10-3	DNP	21-3-2	DNP	DNP	9-1-1	DNP	14-11-1
LOUISIANA TECH	1/21/10	87-76	W	39-4-5	0-0-0	8-7-3	0-0-0	DNP	12-2-2	DNP	16-6-1
NEW MEXICO ST.	1/23/10	93-84	W	22-2-5	2-3-0	13-6-6	DNP	DNP	15-3-6	DNP	13-11-2
HAWAII	1/28/10	83-60	W	33-4-4	0-0-0	6-5-8	0-0-0	DNP	12-4-2	1-1-0	18-9-1
at Utah State	1/30/10	58-77	L	19-5-2	DNP	4-2-6	DNP	8-2-0	8-4-1	DNP	6-7-1
at Louisiana Tech	2/4/10	64-71	L	22-8-2	0-0-0	15-7-3	DNP	4-2-1	9-6-1	DNP	6-5-0
at New Mexico St.	2/6/10	82-94	L	22-5-4	0-2-1	4-9-6	DNP	0-1-2	29-2-0	DNP	14-10-0
UTAH STATE	2/13/10	65-81	L	28-3-2	DNP	6-6-6	DNP	12-3-1	3-1-1	DNP	5-5-1
at Montana State	2/20/10	77-76	W	18-5-3	1-1-0	7-6-4	DNP	2-3-0	15-1-1	2-1-0	16-12-0
SEATTLE U.	2/22/10	88-90	L	35-3-3	0-1-1	5-5-7	DNP	DNP	20-2-3	0-3-2	10-3-0
NEVADA	2/25/10	79-83	L	35-3-2	0-0-0	8-10-8	0-1-0	9-4-2	5-3-3	0-0-0	7-2-1
FRESNO STATE	2/27/10	72-45	W	12-5-8	4-1-0	2-7-4	0-0-0	7-6-1	20-2-1	0-1-0	8-12-1
at Idaho	3/4/10	76-86	L	24-3-2	2-0-0	12-2-4	0-0-0	17-9-1	9-3-0	0-0-0	2-4-1
at Boise State	3/6/10	56-85	L	12-4-3	0-0-0	9-3-4	0-0-0	6-1-1	10-0-1	2-0-0	9-15-1
New Mexico State	3/11/10	69-90	L	23-5-2	0-0-0	14-4-6	0-0-0	8-2-1	7-1-0	2-0-0	6-8-1
Opponent	Date	Score	W/L	Henson	Peterson	Dixon	Casey	Ton	Wilson		
WILLIAM JESSUP	11/16/09	89-63	W	2-0-0	5-2-0	1-0-0	0-1-0	0-2-1	0-2-0		
at Washington	11/20/09	70-80	L	0-0-0	0-2-1	2-1-0	DNP	0-0-0	DNP		
at UC Riverside	11/22/09	66-70	L	DNP	17-2-1	DNP	DNP	DNP	DNP		
PACIFIC	11/28/09	59-55	W	DNP	2-3-0	DNP	DNP	DNP	DNP		
SAINT MARY'S	11/30/09	71-78	L	DNP	10-1-1	0-0-0	DNP	DNP	0-0-0		
at Utah Valley	12/5/09	82-74	W	DNP	10-2-0	DNP	DNP	DNP	DNP		
at USF	12/8/09	71-76	L	0-0-0	9-3-0	DNP	DNP	DNP	0-0-0		
CS BAKERSFIELD	12/9/09	84-80	W-OT	0-0-0	14-2-1	0-0-0	DNP	DNP	DNP		
at UC Irvine	12/18/09	69-56	W	0-4-0	4-7-1	DNP	DNP	DNP	0-1-0		
at No. Colorado	12/21/09	69-93	L	0-0-0	6-2-1	0-2-0	DNP	DNP	3-0-0		
at Santa Clara	12/23/09	74-68	W	0-1-0	17-5-1	0-0-0	DNP	0-0-0	DNP		
UC IRVINE	12/28/09	78-68	W	DNP	13-5-0	0-0-0	DNP	DNP	DNP		
IDAHO	1/4/10	78-75	W	DNP	3-0-1	DNP	DNP	DNP	DNP		
at Nevada	1/9/10	67-96	L	0-0-0	7-3-5	0-0-1	DNP	DNP	0-1-0		
at Fresno State	1/11/10	70-80	L	DNP	21-3-1	0-0-0	DNP	DNP	DNP		
BOISE STATE	1/14/10	76-74	W	0-0-0	9-5-2	DNP	DNP	DNP	0-1-0		
at Hawai'i	1/17/10	67-68	L	0-1-1	3-1-2	0-0-0	DNP	DNP	0-0-0		
LOUISIANA TECH	1/21/10	87-76	W	2-5-0	10-2-3	0-0-0	DNP	DNP	0-0-0		
NEW MEXICO ST.	1/23/10	93-84	W	0-2-0	25-3-4	DNP	DNP	DNP	3-1-0		
HAWAII	1/28/10	83-60	W	0-0-0	6-7-2	1-1-0	DNP	0-1-0	2-3-0		
at Utah State	1/30/10	58-77	L	DNP	11-4-1	DNP	DNP	DNP	2-2-0		
at Louisiana Tech	2/4/10	64-71	L	4-0-0	4-4-0	DNP	DNP	DNP	0-0-1		
at New Mexico St.	2/6/10	82-94	L	3-1-0	6-5-3	2-1-0	DNP	DNP	2-1-0		
UTAH STATE	2/13/10	65-81	L	0-0-0	7-3-1	4-2-0	DNP	DNP	0-0-1		
at Montana State	2/20/10	77-76	W	DNP	14-9-1	2-1-0	DNP	DNP	0-0-0		
SEATTLE U.	2/22/10	88-90	L	0-0-0	18-4-4	0-0-0	DNP	DNP	0-0-0		
NEVADA	2/25/10	79-83	L	DNP	15-2-5	0-0-0	DNP	DNP	DNP		
FRESNO STATE	2/27/10	72-45	W	3-1-0	16-4-3	0-2-0	DNP	DNP	0-1-0		
at Idaho	3/4/10	76-86	L	0-0-0	10-1-2	0-1-0	DNP	DNP	DNP		
at Boise State	3/6/10	56-85	L	0-2-0	6-1-0	2-0-0	DNP	DNP	DNP		
New Mexico State	3/11/10	69-90	L	0-1-0	9-4-2	0-0-0	0-0-0	DNP	DNP		

"Double-Doubles"	
Chris Oakes	9
Adrian Oliver	4
C.J. Webster	3
20-plus point games	
Adrian Oliver	20
Robert Owens	4
Mac Petersen	2
Justin Graham	1
C.J. Webster	1
Double-figure scoring games	
Adrian Oliver	30
Mac Peterson	15
Robert Owens	14
Chris Oakes	14
Justin Graham	13
C.J. Webster	8
Kyle Thomas	2
Chris Jones	1
10-plus rebound games	
Chris Oakes	12
Adrian Oliver	4
C.J. Webster	3
Justin Graham	1

playUP™



# WAC™

WESTERN ATHLETIC CONFERENCE

**It all comes down to the moment  
when all eyes are on you and the trophy is yours.**

BOISE STATE • FRESNO STATE • HAWAII • IDAHO • LOUISIANA TECH • NEVADA • NEW MEXICO STATE • SAN JOSE STATE • UTAH STATE



# Western Athletic Conference

In its 48th year, the Western Athletic Conference continues to evolve and features some of the nation's best intercollegiate competition. One thing that remains unchanged is the persistent nature of the schools in the WAC to advance their programs to contend at the top levels of the NCAA.

The WAC provides its student-athletes the chance to travel to scenic destinations and gain exposure in some of the nation's most diverse markets. In addition, the WAC's student-athletes work to achieve the highest levels of success with the academic support of their respective institutions.

The WAC has experienced tremendous success. Since 2001, the WAC has sent 31 teams to bowl games. Hawai'i, in 2008, earning a Sugar Bowl bid followed Boise State's unforgettable 2007 Fiesta Bowl victory as WAC representatives in BCS games.

The WAC has sent at least two teams to the NCAA Men's Basketball Tournament in 24 of the past 27 seasons. Every current WAC school has competed in the NCAA Tournament since 1990. In baseball, the WAC boasts two national champions in the past seven years.

In 2001, the WAC partnered with ESPN for coverage of football and basketball. An extension was signed in 2008 that guarantees over 300 regular season WAC contests and 45 championship events will be aired on the ESPN networks through 2017. The WAC officially added WAC.tv in 2006 to give fans streaming internet access to many of its postseason championships.

The WAC is the sixth oldest among the nation's 11 Division I-A conferences. Its history traces back to July 27, 1962, when the original six-team league of Arizona, Arizona State, Brigham Young, New Mexico, Utah and Wyoming began competition.



Karl Benson  
WAC Commissioner

The first championship was held in November 1962, when Arizona won in men's cross country and New Mexico followed with the first WAC football title. Arizona State claimed the league's first NCAA title when the Sun Devils won the College World Series. Fresno State was the last WAC school to earn an NCAA team title when it won the College World Series in 2008.

Since 1962, changes have occurred. UTEP and Colorado State became members in September 1967. Arizona and Arizona State withdrew on June 30, 1978. The WAC then added San Diego State (1978), Hawai'i (1979) and Air Force (1980). Before 1990, the WAC sponsored championships only in men's sports. However, a merger with the High Country Athletic Conference formed a single conference under one administrative structure, and the 1990-91 athletic year was the first in which both men and women competed under the WAC name.



Fresno State was added in 1992, and then in 1996, the women's programs from Air Force and Hawai'i along with six new schools (UNLV, Rice, San Jose State, SMU, TCU and Tulsa) came into the WAC. Air Force, Brigham Young, Colorado State, UNLV, New Mexico, San Diego State, Utah and Wyoming withdrew on June 30, 1999. Nevada (2000),

Boise State (2001) and Louisiana Tech (2001) were added. TCU withdrew following the 2000-01 season. The current membership was established on July 1, 2005, when Idaho, New Mexico State and Utah State joined the WAC after Rice, SMU, UTEP and Tulsa withdrew.

Presently, the WAC crowns team and individual champions in 19 sports – eight men's and 11 women's. For the men, there are championships in baseball, basketball, cross country, football, golf, tennis, indoor track and field and outdoor track and field. Championships for women are held in basketball, cross country, golf, gymnastics, soccer, softball, swimming and diving, tennis, indoor track and field, outdoor track and field and volleyball.

In the 2009-10 academic year, San Jose State won WAC championships in women's soccer and women's golf.

## 2011 WAC Tournament Orleans Arena, Las Vegas, Nev.

### Wednesday, March 9 – First Round

Game #1 (#5 Seed vs. #8 Seed) – 12:00 p.m.

Game #2 (#6 Seed vs. #7 Seed) – 2:30 p.m.

### Thursday, March 10 – Quarterfinals on ESPNU

Game #3 – (Game 1 Winner vs. #4 Seed) - 12:00 p.m.

Game #4 – (Game 2 Winner vs. #3 Seed) - 2:30 p.m.

### Friday, March 11 – Semifinal Round

Game #5 – (Game 3 Winner vs. #1 Seed) 6:00 p.m.

Game #6 – (Game 4 Winner vs. #2 Seed) 9:00 p.m.  
(ESPN2)

### Saturday, March 12 – Championship on ESPN2

Game #7 – (Game 5 & Game 6 Winners) 7:00 p.m.

## WAC vs. Non-Conference Opponents

	09-10	08-09		09-10	08-09
America East	----	----	MAC	1-0	----
ACC	0-1	0-1	MAAC	----	0-1
Atlantic Sun	----	1-0	MEAC	1-0	2-1
Atlantic 10	0-1	1-1	Missouri Valley	2-2	2-1
Big East	----	0-1	Mountain West	4-12	6-8
Big Sky	13-5	14-4	Northeast	1-0	----
Big South	----	0-1	Ohio Valley	2-0	1-0
Big Ten	0-2	0-2	Pacific-10	0-5	1-6
Big 12	0-1	1-2	SEC	----	----
Big West	6-11	12-6	Southern	1-0	0-2
Colonial	1-2	1-0	Southland	6-0	0-1
Conference USA	5-1	1-2	SWAC	3-1	6-0
Great West	7-0	----	Summit	6-0	5-0
Horizon	----	----	Sun Belt	3-0	2-2
Independents	6-2	10-1	West Coast	7-0	6-10
Ivy League	----	----	Non-Division I	10-0	6-2
			<b>Totals</b>	<b>84-55</b>	<b>78-55</b>



# 2009-10 WAC Standings




	Conference			Home	Road	W	L	Pct.	Overall		
	W	L	Pct.						Home	Road	Neutral
Utah State	14	2	.875	8-0	6-2	27	8	.771	17-1	8-5	2-2
Nevada	11	5	.688	7-1	4-4	21	13	.618	15-2	4-11	1-1
New Mexico State	11	5	.688	7-1	4-4	22	12	.647	12-3	8-8	2-1
Louisiana Tech	9	7	.563	6-2	3-5	24	11	.686	12-2	9-8	3-1
Fresno State	7	9	.437	6-2	1-7	15	18	.455	12-5	3-11	0-1
<b>San Jose State</b>	<b>6</b>	<b>10</b>	<b>.375</b>	<b>6-2</b>	<b>0-8</b>	<b>14</b>	<b>17</b>	<b>.452</b>	<b>10-4</b>	<b>4-12</b>	<b>0-1</b>
Idaho	6	10	.375	3-5	3-5	15	16	.484	8-6	6-10	1-0
Boise State	5	11	.312	3-5	2-6	15	17	.469	9-7	4-9	2-1
Hawai'i	3	13	.188	3-5	0-8	10	20	.333	10-11	0-9	0-0

## 2010 WESTERN ATHLETIC CONFERENCE POST SEASON RESULTS

Quarterfinal Round				NCAA TOURNAMENT				
Utah State	84	Boise State	60	First Round	Michigan State	70	New Mexico State	67
Louisiana Tech	74	Fresno State	66	First Round	Texas A&M	69	Utah State	53
Nevada	87	Idaho	71	<b>NATIONAL INVITATIONAL TOURNAMENT (NIT)</b>				
New Mexico State	90	San Jose State	69	First Round	Nevada	74	Wichita State	70
<b>Semifinal Round</b>				Second Round	Rhode Island	85	Nevada	83
Utah State	85	Louisiana Tech	55	<b>COLLEGEINSIDER.COM TOURNAMENT</b>				
New Mexico State	80	Nevada	79	First Round	Louisiana Tech	66	So. Mississippi	57
<b>Championship Game</b>				Second Round	Missouri State	69	Louisiana Tech	40
New Mexico State	69	Utah State	63					

## SPARTANS IN CONFERENCE TOURNAMENT ACTION



Sid Williams was the 1981 Pacific Coast Athletic Association Tournament's Most Valuable Player.

2010	Western Athletic Conference	Quarterfinal round
2009	Western Athletic Conference	Quarterfinal round
2008	Western Athletic Conference	Quarterfinal round
2007	Western Athletic Conference	Opening round
2006	Western Athletic Conference	Quarterfinal round
2005	Western Athletic Conference	Opening round
2004	Western Athletic Conference	Opening round
2003	Western Athletic Conference	Opening round
2002	Western Athletic Conference	Quarterfinal round
2001	Western Athletic Conference	Opening round
2000	Western Athletic Conference	Quarterfinal round
1999	Western Athletic Conference	Opening round
1997	Western Athletic Conference	Opening round
<b>1996</b>	<b>Big West Conference</b>	<b>TOURNAMENT CHAMPION</b>
1995	Big West Conference	Opening round
1994	Big West Conference	Quarterfinal round
1990	Big West Conference	Opening round
1989	Big West Conference	Opening round
1988	Pacific Coast Athletic Association	Quarterfinal round
1987	Pacific Coast Athletic Association	Championship game
1986	Pacific Coast Athletic Association	Quarterfinal round
1985	Pacific Coast Athletic Association	Semifinal round
1984	Pacific Coast Athletic Association	Quarterfinal round
1983	Pacific Coast Athletic Association	Semifinal round
1982	Pacific Coast Athletic Association	Quarterfinal round
1981	Pacific Coast Athletic Association	Championship game
<b>1980</b>	<b>Pacific Coast Athletic Association</b>	<b>TOURNAMENT CHAMPION</b>
1979	Pacific Coast Athletic Association	Quarterfinal round
1978	Pacific Coast Athletic Association	Quarterfinal round
1977	Pacific Coast Athletic Association	Championship game
1976	Pacific Coast Athletic Association	Semifinal round



# 2009-10 WAC Team Statistics

## SCORING OFFENSE

# Team	G	W-L	Pts.	Ppg.
1. Nevada	34	21-13	2703	79.5
2. NMSU	34	22-12	2662	78.3
3. Boise St.	32	15-17	2370	74.1
<b>4. SJSU</b>	<b>31</b>	<b>13-17</b>	<b>2289</b>	<b>73.8</b>
5. Utah St.	35	27-8	2559	73.1
6. La. Tech	35	24-11	2557	73.1
7. Idaho	31	15-16	2206	71.2
8. Hawaii	30	10-20	2044	68.1
9. Fresno State	33	15-18	2188	66.3

## FIELD GOAL PCT DEFENSE

# Team	G	FG	FGA	Pct
1. Utah St.	35	757	1867	.405
2. Fresno St.	33	771	1810	.426
3. La. Tech	35	900	2062	.436
4. Nevada	34	935	2133	.438
5. Idaho	31	792	1783	.444
6. NMSU	34	954	2127	.449
7. Hawaii	30	774	1712	.452
<b>8. SJSU</b>	<b>31</b>	<b>862</b>	<b>1901</b>	<b>.453</b>
9. Boise St.	32	864	1898	.455

## BLOCKED SHOTS

# Team	G	Blk	Bpg.
1. Nevada	34	149	4.38
2. Fresno St.	33	143	4.33
3. Boise St.	32	119	3.72
4. Utah St.	35	123	3.51
5. La. Tech	35	116	3.31
6. NMSU	34	111	3.26
7. Idaho	31	95	3.06
<b>8. SJSU</b>	<b>31</b>	<b>81</b>	<b>2.61</b>
9. Hawaii	30	61	2.03

## SCORING DEFENSE

# Team	G	Pts.	Ppg.
1. Utah St.	35	2097	59.9
2. Fresno St.	33	2207	66.9
3. La. Tech	35	2442	69.8
4. Idaho	31	2188	70.6
5. Boise St.	32	2331	72.8
6. Hawaii	30	2187	72.9
7. Nevada	34	2551	75.0
<b>8. SJSU</b>	<b>31</b>	<b>2342</b>	<b>75.5</b>
9. NMSU	34	2639	77.6

## 3-POINT FG MADE

# Team	G	3FG	Avg.
1. NMSU	34	287	8.4
2. Utah St.	35	242	6.9
3. Nevada	34	222	6.5
<b>4. SJSU</b>	<b>31</b>	<b>202</b>	<b>6.5</b>
5. Fresno St.	33	215	6.5
6. Idaho	31	194	6.3
7. Boise St.	32	192	6.0
8. La. Tech	35	202	5.8
9. Hawaii	30	150	5.0

## ASSISTS

# Team	G	A	Apg.
1. Utah St.	35	584	16.69
2. Boise St.	32	515	16.09
3. Idaho	31	459	14.81
4. NMSU	34	484	14.24
5. Fresno St.	33	466	14.12
6. Nevada	34	480	14.12
7. Hawaii	30	415	13.83
<b>8. SJSU</b>	<b>31</b>	<b>416</b>	<b>13.42</b>
9. La. Tech	35	417	11.91

## SCORING MARGIN

# Team	G	OFF	DEF	+/-
1. Utah St.	35	73.1	59.9	+13.2
2. Nevada	34	79.5	75.0	+4.5
3. La. Tech	35	73.1	69.8	+3.3
4. Boise St.	32	74.1	72.8	+1.2
5. NMSU	34	78.3	77.6	+0.7
6. Idaho	31	71.2	70.6	+0.6
7. Fresno St.	33	66.3	66.9	-0.6
<b>8. SJSU</b>	<b>31</b>	<b>73.8</b>	<b>75.5</b>	<b>-1.7</b>
9. Hawaii	30	68.1	72.9	-4.8

## 3-POINT FG PCT.

# Team	G	3FG	3FGA	Pct.
1. Utah St.	35	242	585	.414
<b>2. SJSU</b>	<b>31</b>	<b>202</b>	<b>510</b>	<b>.396</b>
3. Idaho	31	194	515	.377
4. NMSU	34	287	774	.371
5. Nevada	34	222	613	.362
6. La. Tech	35	202	598	.338
7. Boise St.	32	192	578	.332
8. Fresno St.	33	215	675	.319
9. Hawaii	30	150	479	.313

## STEALS

# Team	G	S	SpG.
1. Fresno St.	33	261	7.91
2. Boise St.	32	244	7.63
3. La. Tech	35	235	6.71
4. NMSU	34	203	5.97
5. Idaho	31	185	5.97
6. Nevada	34	173	5.09
<b>7. SJSU</b>	<b>31</b>	<b>145</b>	<b>4.68</b>
8. Utah St.	35	162	4.63
9. Hawaii	30	133	4.33

## FREE THROW PCT

# Team	G	FTM	FTA	Pct
1. Utah St.	35	435	574	.758
2. Nevada	34	515	704	.732
<b>3. SJSU</b>	<b>31</b>	<b>495</b>	<b>680</b>	<b>.728</b>
4. NMSU	34	537	767	.700
5. La. Tech	35	521	760	.686
6. Fresno St.	33	473	698	.678
7. Boise St.	32	390	578	.675
8. Idaho	31	430	651	.661
9. Hawaii	30	480	727	.660

## 3-POINT FG PCT. DEFENSE

# Team	G	FG	FGA	Pct.
1. Utah St.	35	198	615	.322
2. Hawaii	30	196	571	.343
3. Nevada	34	202	586	.345
4. Idaho	31	203	577	.352
5. La. Tech	35	235	664	.354
6. NMSU	34	262	735	.356
7. Boise St.	32	205	563	.364
<b>8. SJSU</b>	<b>31</b>	<b>223</b>	<b>606</b>	<b>.368</b>
9. Fresno St.	33	247	664	.372

## TURNOVER MARGIN

# Team	G	TEAM	OPP	+/-
1. Utah St.	35	10.2	11.2	+0.97
2. NMSU	34	12.9	13.3	+0.44
3. Boise St.	32	14.3	14.7	+0.38
4. La. Tech	35	13.2	13.6	+0.37
5. Fresno St.	33	14.0	14.2	+0.15
6. Nevada	34	11.9	11.1	-0.79
7. Idaho	31	13.9	12.8	-1.10
<b>8. SJSU</b>	<b>31</b>	<b>12.6</b>	<b>10.1</b>	<b>-2.55</b>
9. Hawaii	30	14.3	11.0	-3.30

## FIELD GOAL PERCENTAGES

# Team	G	FG	FGA	Pct
1. Utah St.	35	941	1928	.488
2. Nevada	34	983	2040	.482
3. Idaho	31	791	1703	.464
4. Boise St.	32	894	1942	.460
5. NMSU	34	919	1997	.460
<b>6. SJSU</b>	<b>31</b>	<b>796</b>	<b>1748</b>	<b>.455</b>
7. La. Tech	35	917	2034	.451
8. Hawaii	30	707	1640	.431
9. Fresno St.	33	750	1763	.425

## REBOUNDING MARGIN

# Team	G	TEAM	OPP	+/-
1. Utah St.	35	35.4	29.4	+6.0
2. Hawaii	30	35.8	32.4	+3.5
3. La. Tech	35	37.0	34.6	+2.4
4. Nevada	34	37.1	35.3	+1.8
5. Idaho	31	34.6	33.4	+1.2
6. Boise St.	32	35.9	34.8	+1.1
7. SJSU	31	35.2	34.7	+0.5
8. Fresno St.	33	33.5	35.0	-1.6
9. NMSU	34	35.6	37.7	-2.1

## ASSIST/TURNOVER RATIO

# Team	G	A	TO	Ratio
1. Utah St.	35	584	358	1.6
2. Nevada	34	480	405	1.2
3. Boise St.	32	515	458	1.1
4. NMSU	34	484	437	1.1
5. Idaho	31	459	432	1.1
<b>6. SJSU</b>	<b>31</b>	<b>416</b>	<b>392</b>	<b>1.1</b>
7. Fresno St.	33	466	462	1.0
8. Hawaii	30	415	429	0.9
9. La. Tech	35	417	462	0.9

# 2009-10 WAC Individual Statistics



## SCORING

##	Player-Team	G	FG	3FG	FT	Pts.	ppg.
1.	<b>Oliver, Adrian-SJSU</b>	31	230	51	188	699	22.5
2.	Babbitt, Luke-NEV	34	251	42	199	743	21.9
3.	Young, Jahmar-NMS	34	228	73	160	689	20.3
4.	Gibson, Kyle-LTU	31	163	61	184	571	18.4
5.	Gibson, Jonathan-NMS	34	197	106	95	595	17.5
6.	George, Paul-FS	29	154	59	120	487	16.8
7.	Flemings, Roderick-UH	28	173	18	102	466	16.6
8.	Johnson, Armon-NEV	34	219	17	80	535	15.7
9.	Fields, Brandon-NEV	34	174	64	81	493	14.5
10.	Hopson, Mac-UI	30	135	39	124	433	14.4

## REBOUNDING

##	Player-Team	G	OFF	DEF	Total	rpg.
1.	<b>Oakes, Chris-SJSU</b>	28	99	154	253	9.0
2.	Babbitt, Luke-NEV	34	70	233	303	8.9
3.	Rolle, Magnum-LTU	34	120	166	286	8.4
4.	Ashaolu, Olu-LTU	35	108	175	283	8.1
5.	Balocka, Petras-UH	28	77	148	225	8.0
6.	Rahman, Hamidu-NMS	33	118	146	264	8.0
7.	Okoye, Ike-BSU	32	55	197	252	7.9
8.	George, Paul-FS	29	55	155	210	7.2
9.	Hunt, Dario-NEV	34	103	134	237	7.0
10.	Wesley, Tai-USU	35	100	132	232	6.6

## FIELD GOAL PCT (Min. 3.0 made per game)

##	Player-Team	G	FG	FGA	Pct.
1.	Toledo, Luiz-UI	29	88	138	.638
2.	Cunningham, Kurt-BSU	32	100	168	.595
3.	Smith, Greg-FS	33	148	257	.576
4.	Wesley, Tai-USU	35	191	333	.574
5.	Jefferson, Marvin-UI	31	117	205	.571
6.	<b>Oakes, Chris-SJSU</b>	28	113	198	.571
7.	Bendall, Nate-USU	33	132	235	.562
8.	Rahman, Hamidu-NMS	33	128	231	.554
9.	Okoye, Ike-BSU	32	176	328	.537
10.	Ashaolu, Olu-LTU	35	151	283	.534

## 3-POINT FIELD GOAL PCT (Min. 1.0 made per game)

##	Player-Team	G	FG	FGA	Pct.
1.	Green, Brian-USU	34	53	106	.500
2.	Kraemer, Roy-NEV	34	59	121	.488
3.	Thompson, Hiram-UH	29	44	99	.444
4.	<b>Peterson, Mac-SJSU</b>	31	68	157	.433
5.	Newbold, Tyler-USU	35	59	140	.421
6.	Quayle, Jared-USU	35	69	164	.421
7.	Babbitt, Luke-NEV	34	42	101	.416
8.	<b>Oliver, Adrian-SJSU</b>	31	51	125	.408
9.	<b>Owens, Robert-SJSU</b>	31	78	192	.406
10.	Gibson, Jonathan-NMS	34	106	261	.406

## FREE THROW PCT (Min. 2.0 made per game)

##	Player-Team	G	FTM	FTA	Pct.
1.	Babbitt, Luke-NEV	34	199	217	.917
2.	George, Paul-FS	29	120	132	.909
3.	Quayle, Jared-USU	35	82	91	.901
4.	<b>Oliver, Adrian-SJSU</b>	31	188	212	.887
5.	Gibson, Jonathan-NMS	34	95	112	.848
6.	Gibson, Kyle-LTU	31	184	219	.840

7.	Young, Jahmar-NMS	34	160	191	.838
8.	Bendall, Nate-USU	33	75	92	.815
9.	Shaw, Joey-NEV	34	72	89	.809
10.	Lay, Jeremy-UH	23	62	78	.795

## ASSISTS

##	Player-Team	G	Total	apg.
1.	Johnson, Armon-NEV	34	189	5.6
2.	Hopson, Mac-UI	30	155	5.2
3.	<b>Graham, Justin-SJSU</b>	31	149	4.8
4.	Shepp, Steven-FS	32	146	4.6
5.	Quayle, Jared-USU	35	144	4.1
6.	Thompson, Hiram-UH	29	113	3.9
7.	Thomas, Anthony-BSU	32	121	3.8
8.	Laroche, Hernst-NMS	34	125	3.7
9.	Anderson, LaShard-BSU	32	116	3.6
10.	Brown, DeAndre-LTU	35	119	3.4

## STEALS

##	Player-Team	G	Total	spg.
1.	Anderson, La'Shard-BSU	32	83	2.6
2.	George, Paul-FS	29	64	2.2
3.	Shepp, Steven-FS	32	55	1.7
4.	Thomas, ANthony-BSU	32	52	1.6
5.	Guyton, Jamel-LTU	35	56	1.6
6.	<b>Graham, Justin-SJSU</b>	31	45	1.5
7.	Gibson, Jonathan-NMS	34	47	1.4
8.	Laroche, Hernst-NMS	34	46	1.4
9.	Johnson, Steffan-UI	31	36	1.2
10.	Quayle, Jared-USU	35	39	1.1

## BLOCKED SHOTS

##	Player-Team	G	Total	bpg.
1.	Rolle, Magnum-LTU	34	71	2.1
2.	Jefferson, Marvin-UI	31	64	2.1
3.	Hunt, Dario-NEV	34	66	1.9
4.	<b>Oakes, Chris-SJSU</b>	28	44	1.6
5.	Okoye, Ike-BSU	32	46	1.4
6.	Wesley, Tai-USU	35	46	1.3
7.	Rahman, Hamidu-NMS	33	42	1.3
8.	Smith, Greg-FS	33	40	1.2
9.	Seay, Sylvester-FS	33	36	1.1
10.	Campbell, Paul-UH	29	28	0.9

## ASSIST/TURNOVER RATIO (Min. 3.0 assists/game)

##	Player-Team	G	A	Avg	TO	Avg Ratio
1.	Quayle, Jared-USU	35	144	4.1	56	1.6 2.6
2.	Laroche, Hernst-NMS	34	125	3.7	60	1.8 2.1
3.	Shepp, Steven-FS	32	146	4.6	71	2.2 2.1
4.	Johnson, Steffan-UI	31	99	3.2	53	1.7 1.9
5.	Wesley, Tai-USU	35	117	3.3	63	1.8 1.9
6.	Johnson, Armon-NEV	34	189	5.6	114	3.4 1.7
7.	Hopson, Mac-UI	30	155	5.2	95	3.2 1.6
8.	<b>Graham, Justin-SJSU</b>	31	149	4.8	96	3.1 1.6
9.	Anderson, La'Shard-BSU	32	116	3.6	78	2.4 1.5
10.	Thomas, Anthony-BSU	32	121	3.8	85	2.7 1.4



# 2009-10 WAC Honors

## All-Conference

First Team	School	Pos.	Ht.	Yr.
<b>Adrian Oliver</b>	<b>San Jose State</b>	<b>G</b>	<b>6-4</b>	<b>JR</b>
Luke Babbitt	Nevada	F	6-9	SO
Jared Quayle	Utah State	G	6-1	SR
Tai Wesley	Utah State	F	6-7	JR
Jahmar Young	New Mexico State	G	6-5	JR
Second Team	School	Pos.	Ht.	Yr.
Paul George	Fresno State	F	6-7	SO
Jonathan Gibson	New Mexico State	G	6-2	SR
Kyle Gibson	Louisiana Tech	G	6-5	SR
Magnum Rolle	Louisiana Tech	C	6-11	SR
Armon Johnson	Nevada	G	6-3	JR
Honorable Mention	School	Pos.	Ht.	Yr.
Sylvester Seay	Fresno State	F	6-9	SR
Roderick Flemings	Hawai'i	F	6-7	SR
Daequon Montreal	Boise State	F	6-7	JR
Mac Hopson	Idaho	G	6-2	SR
Wendell McKines	New Mexico State	F	6-6	JR
<b>Player of the Year:</b>	Luke Babbitt, Nevada			
<b>Freshman of the Year:</b>	Greg Smith, Fresno State			
<b>Don Haskins Coach of the Year:</b>	Stew Morrill, Utah State			

## "Players of the Week"

Nov. 16	Roderick Flemings, Hawai'i
Nov. 23	Joey Shaw, Nevada
Nov. 30	Ike Okoye, Boise State
Dec. 7	Kyle Gibson, Louisiana Tech
Dec. 14	Jahmar Young, New Mexico State
<b>Dec. 21</b>	<b>Adrian Oliver, San Jose State</b>
Dec. 28	Tai Wesley, Utah State
Jan. 4	Olu Ashaolu, Louisiana Tech
Jan. 11	Luke Babbitt, Nevada
Jan. 18	Jared Quayle, Utah State
<b>Jan. 25</b>	<b>Adrian Oliver, San Jose State</b>
Feb. 1	Hamidu Rahman, New Mexico State
Feb. 8	Jahmar Young, New Mexico State
Feb. 15	Armon Johnson, Nevada
Feb. 22	Roderick Flemings, Hawai'i
Mar. 1	Robert Arnold, Boise State
Mar. 7	Tai Wesley, Utah State



*Adrian Oliver, two-time WAC Player of the Week*

## WESTERN ATHLETIC CONFERENCE

All-Newcomer Team	School	Pos.	Ht.	Yr.
Daequon Montreal	Boise State	F	6-7	JR
Greg Smith	Fresno State	C	6-11	FR
DeAndre Brown	Louisiana Tech	G	5-11	JR
Nate Bendall	Utah State	C	6-9	JR
Brian Green	Utah State	G	6-1	JR
All-Defensive Team	School	Pos.	Ht.	Yr.
Marvin Jefferson	Idaho	C	6-10	SR
Kyle Gibson	Louisiana Tech	G	6-5	SR
Dario Hunt	Nevada	C	6-8	SO
Magnum Rolle	Louisiana Tech	C	6-11	SR
Pooh Williams	Utah State	G	6-3	JR
All-Academic Team	School	Pos.	Ht.	Yr.
Kurt Cunningham	Boise State	C	6-11	JR
Ike Okoye	Boise State	F	6-9	JR
Justin Salzwedel	Boise State	G	6-2	JR
Nedeljko Golubovic	Fresno State	F	6-8	JR
Brandon Sperling	Fresno State	G	6-4	JR
Ji Xiang	Hawai'i	F	6-10	SO
Mac Hopson	Idaho	G	6-2	SR
Shawn Oliverson	Louisiana Tech	F	6-10	SR
Luke Babbitt	Nevada	F	6-9	SO
Kelly Merker	New Mexico State	F	6-4	SR
<b>Mac Peterson</b>	<b>San Jose State</b>	<b>G</b>	<b>6-3</b>	<b>SR</b>
Matt Formisano	Utah State	F	6-8	SR
Brady Jardine	Utah State	F	6-7	SO
Tyler Newbold	Utah State	G	6-4	JR

## National Post-Season Honors

### CoSIDA ESPN The Magazine Academic All-America

Luke Babbitt, Nevada, 2nd team

### NABC All-District

Luke Babbitt, Nevada, first team

Kyle Gibson, Louisiana Tech, first team

Armon Johnson, Nevada, first team

**Adrian Oliver, San Jose State, first team**

Jahmar Young, New Mexico State, first team

Jared Quayle, Utah State, second team

Tai Wesley, Utah State, second team

Magnum Rolle, Louisiana Tech, second team

### USBWA All-District

**Adrian Oliver, San Jose State**

Luke Babbitt, Nevada

Jared Quayle, Utah State

Jahmar Young, New Mexico State

# 2010-11 Opponents



Nov. 12 & Dec. 12 - E. Washington



Nov. 17 - USF



Nov. 20 - @Oregon



Nov. 24 - @CSU Bakersfield



Nov. 28 - UC Riverside



Nov. 30 - @Texas San Antonio



Dec. 4 - @UC Irvine



Dec. 10 - Santa Clara



Dec. 18 - @Seattle U.



Dec. 22 - Puget Sound




Dec. 29 & Jan. 29 - Fresno St.



Dec. 31 & Jan. 27 - Utah State



Jan. 6 & Mar. 5 - Boise State



Jan. 8 & Feb. 3 - Idaho



Jan. 13 & Feb. 26 - La. Tech



Jan. 15 & Feb. 23 - NMSU



Jan. 22 & Mar. 3 - Hawaii



Feb. 5 & Feb. 12 - Nevada



Feb. 15 - Montana State

**BRACKETBUSTERS**  
February 18-20, 2011



# 2010-11 Opponents

## Eastern Washington

November 12, 2010, Cheney, Wash., 5:35 p.m. (PST)  
December 12, 2010, San Jose, Calif., 1:00 p.m. (PST)

Location: Cheney, Wash.  
Nickname: Eagles  
Head Coach: Kirk Earlywine  
Record, yrs. at school: 32-58, 3 seasons  
Overall record, yrs.: 53-66, 4 seasons  
Lettermen Returning/Lost: 4/6  
2009-10 Record: 9-21  
Series Record with SJSU: SJSU - 2, EWU - 1  
SID: Dave Cook  
Office Phone: (509) 359-6334  
Cell Phone: (509) 280-2502  
Email Address: dcook@ewu.edu  
FAX Phone: (509) 359-2828  
Web site: www.goeags.com



### RETURNING LETTERMEN

NAME	POS.	HT.	CLASS	PPG.
Glen Dean	G	5-10	SO	12.2
Jeffrey Forbes	G	5-10	SO	11.0
Kevin Winford	G	5-11	SO	6.9
Laron Griffin	F	6-8	JR	4.8

## University of San Francisco

November 17, 2010, San Jose, Calif., 7:00 p.m. (PST)

Location: San Francisco, Calif.  
Nickname: Dons  
Head Coach: Rex Walters  
Record, yrs. at school: 23-37, 2 seasons  
Overall record, yrs.: 54-70, 4 seasons  
Lettermen returning/lost: 5/8  
2009-10 Record: 12-18  
Series Record with SJSU: USF - 41, SJSU - 20  
SID: Ryan McCrary  
Office Phone: (415) 422-6162  
Email Address: mccrary@usfca.edu  
Courtside Phone: (415) 422-2919  
Cell Phone: (415) 859-0167  
FAX Phone: (415) 422-2929  
Web site: www.usfdons.com



### RETURNING LETTERMEN

NAME	POS.	HT.	CLASS	PPG.
Angelo Caloiaro	F	6-7	JR	8.9
Rashad Green	G	6-4	JR	6.6
Moustapha Diarra	C	6-10	SR	6.4
Peter Blackwell	F	6-8	SO	6.2
Michael Williams	G	6-0	SO	5.5

## Oregon

November 20, 2010, Eugene, Ore., 3:00 p.m. (PST)

Location: Eugene, Ore.  
Nickname: Ducks  
Head Coach: Dana Altman  
Record, yrs. at school: 0-0, 1st season  
Overall record, yrs.: 410-243, 21 seasons  
Lettermen Returning/Lost: 8/7  
2009-10 Record: 16-16  
Series Record with SJSU: UO - 10, SJSU - 1  
Basketball SID: Chris Geraghty  
Office Phone: (541) 346-7332  
Cell Phone: (541) 335-9158  
Email Address: chrisg@uoregon.edu  
Web site: www.goducks.com



### RETURNING LETTERMEN

NAME	POS.	HT.	CLASS	PPG.
Malcolm Armstad	G	6-0	JR	10.3
Jeremy Jacob	F	6-8	JR	7.5
Teondre Williams	G	6-4	JR	6.4
E.J. Singler	F	6-6	SO	6.1
Joevan Catron	F	6-6	SR	5.5
Garrett Sim	G	6-1	JR	4.2
John Elorriaga	G	6-2	JR	1.0
Nicholas Fearn	G	6-1	JR	0.0

## Cal State Bakersfield

November 24, 2010, Bakersfield, Calif., 7:00 p.m. (PST)

Location: Bakersfield, Calif.  
Nickname: Roadrunners  
Head Coach: Keith Brown  
Record, yrs. at school: 59-86, 5 seasons  
Overall record, yrs.: 100-194, 10 seasons  
Lettermen Returning/Lost: 6/5  
2009-10 Record: 7-22  
Series Record with SJSU: SJSU - 3, CSUB - 2  
Basketball SID: Kevin Gilmore  
Office Phone: (661) 654-6071  
Cell Phone: (661) 428-1278  
Email Address: kgilmore@csub.edu  
Courtside Phone: (661) 321-9773  
FAX Phone: (661) 654-6978  
Web site: www.gorunners.com



### RETURNING LETTERMEN

NAME	POS.	HT.	CLASS	PPG.
Stephon Carter	G	6-3	SO	13.0
Donovan Bragg	G	6-3	SR	9.5
Donald Johnson	F	6-7	JR	3.3
James Albright	F	6-6	SO	2.7
Cory Brown	C	6-10	SR	1.3
Alex Johnson	G	5-10	SR	---

# 2010-11 Opponents



## UC Riverside

November 28, 2010, San Jose, Calif., 2:00 p.m. (PST)

Location: Riverside, Calif.

Nickname: Highlanders

Head Coach: Jim Wooldridge

Record, yrs. at school: 38-51, 3 seasons

Overall record, yrs.: 350-288, 22 seasons

Letterman Returning/Lost: 2/14

2009-10 Record: 12-17

Series Record with SJSU: SJSU - 3, UCR - 2

SID: John Maxwell

Office Phone: (951) 827-5438

Cell Phone: (951) 203-3208

Email Address: john.maxwell@ucr.edu

Web site: www.gohighlanders.com



### RETURNING LETTERMEN

NAME	POS.	HT.	CLASS	PPG.
David Chavarria	F	6-6	JR	2.3
Javon Borum	G	5-11	SR	----

## Texas San Antonio

November 30, 2010, San Antonio, Texas, 7:00 p.m. (CST)

Location: San Antonio, Texas

Nickname: Roadrunners

Head Coach: Brooks Thompson

Record, yrs. at school: 58-63, 4 seasons

Overall record, yrs.: 58-63, 4 seasons

Lettermen returning/lost: 4/11

2009-10 Record: 19-11

Series Record with SJSU: 1st meeting

Basketball SID: Kyle Stephens

Office Phone: (210) 458-4551

Cell Phone: (210) 887-3636

Email Address: kyle.stephens@utsa.edu

Courtside Phone: (210) 458-4566

FAX Phone: (210) 458-4569

Web site: www.goutsa.com



### RETURNING LETTERMEN

NAME	POS.	HT.	CLASS	PPG.
Devin Gibson	G	6-0	SR	12.5
Melvin Johnson III	G	6-5	SO	7.7
Sei Paye	G	6-3	JR	2.3

## UC Irvine

December 4, 2010, Irvine, Calif., 7:00 p.m. (PST)

Location: Irvine, Calif.

Nickname: Anteaters

Head Coach: Russell Turner

Record, yrs. at school: 0-0, 1st season

Overall record, yrs.: 0-0, 1st season

Lettermen returning/lost: 11/2

2009-10 Record: 12-19

Series Record with SJSU: UCI - 26, SJSU - 18

Basketball SID: Bob Olson

Office Phone: (949) 824-5814

Cell Phone: (949) 285-8814

Email Address: rkolson@uci.edu

Courtside Phone: (949) 824-5814

FAX Phone: (949) 824-5260

Web site: www.ucirvinesports.com



### TOP RETURNING LETTERMEN

NAME	POS.	HT.	CLASS	PPG.
Eric Wise	F	6-5	JR	16.3
Darren Moore	G	6-3	SR	11.2
Patrick Rembert	G	6-0	SR	5.4
Pavol Losonsky	F	6-9	SR	4.2
Mike Wilder	G	6-2	SO	3.8
Adam Folker	F	6-8	JR	2.9
Derrick Strings	G	6-2	JR	2.9
Jonas Lalehzadeh	G	6-5	JR	2.0
Emil Kim	F	6-4	SR	1.9

## Santa Clara

December 10, 2010, San Jose, Calif., 7:00 p.m. (PST)

Location: Santa Clara, Calif.

Nickname: Broncos

Head Coach: Kerry Keating

Record, yrs. at school: 42-54, 3 seasons

Overall record, yrs.: 42-54, 3 seasons

Lettermen returning/lost: 12/1

2009-10 Record: 11-21

Series Record with SJSU: SCU - 75, SJSU - 29

SID: Michelle Schmitt

Office Phone: (408) 554-2114

Cell Phone: (408) 642-9117

Email Address: mschmitt@scu.edu

Courtside Phone: (408) 554-4655

FAX Phone: (408) 554-6942

Web site: www.santaclarabroncos.com



### TOP RETURNING LETTERMEN

NAME	POS.	HT.	CLASS	PPG.
Kevin Foster	G	6-2	SO	19.8
Marc Trasolini	F	6-9	JR	13.7
Niyi Harrison	F	6-7	SO	7.6
Raymond Cowels III	F	6-4	SO	7.3
Ben Dowdell	F	6-7	SR	6.3
Michael Santos	G	6-5	SR	6.3
Troy Payne	F	6-6	SR	4.4
Chris Cunningham	C	6-8	SO	2.0
Phillip Bach	G	6-4	JR	1.0



# 2010-11 Opponents

## Seattle University

December 18, 2010, Seattle, Wash., 7:10 p.m. (PST)

Location: Seattle, Wash.

Nickname: Redhawks

Head Coach: Cameron Dollar

Record, yrs. at school: 17-14, 1 season

Overall record, yrs.: 28-36, 2 seasons

Lettermen returning/lost: 5/5

2009-10 Record: 17-14

Series Record with SJSU: SJSU - 3, SU - 2

SID: Jason Behenna

Office Phone: (206) 296-5915

Cell Phone: (206) 965-0450

Email Address: behenna@seattleu.edu

Courtside Phone: TBD

FAX Phone: (206) 296-2154

Web site: www.GoSeattleU.com



### RETURNING LETTERMEN

NAME	POS.	HT.	CLASS	PPG.
Cervante' Burrell	G	5-10	JR	11.4
Aaron Broussard	F	6-5	JR	10.3
Alex Jones	F	6-8	SR	8.9
Gavin Gilmore	F	6-8	JR	4.4
Garrett Lever	G	6-0	SR	3.5

## Puget Sound

December 22, 2010, San Jose, Calif., 7:00 p.m. (PST)

Location: Puget Sound, Wash.

Nickname: Loggers

Head Coach: Justin Lunt

Record, yrs. at school: 71-34, 4 seasons

Overall record, yrs.: 71-34, 4 seasons

Lettermen returning/lost: 6/7

2009-10 Record: 9-16

Series Record with SJSU:  
SJSU - 1, UPS - 0

SID: Steven Olveda

Office Phone: (253) 879-3974

Cell Phone: (916) 521-7481

Email Address: solveda@pugetsound.edu

FAX Phone: (253) 879-3634

Web site: www.loggerathletics.com



### RETURNING LETTERMEN

NAME	POS.	HT.	CLASS	PPG.
Kaleb Shelton	F	6-5	JR	12.5
Riggs Yarbro	F	6-7	SO	7.0
Edric Egberuare	G	6-2	JR	6.2
Gabe Borboa	F	6-7	SO	3.7
Phillip Thomas	G	6-3	SO	1.1
Caleb Gauff	F	6-5	SO	0.9

## Montana State

February 15, 2011, San Jose, Calif., 7:00 p.m. (PST)

Location: Bozeman, Mont.

Nickname: Bobcats

Head Coach: Brad Huse

Record, yrs. at school: 55-65, 4 seasons

Overall record, yrs.: 239-125, 12 seasons

Lettermen returning/lost: 4/7

2009-10 Record: 15-14

Series Record with SJSU: SJSU - 5, MSU - 3

SID: Bill Lamberty

Office Phone: (405) 994-5133

Email Address: blamberty@msubobcats.com

Courtside Phone: (405) 994-5133

FAX Phone: (405) 994-2278

Web site: www.msubobcats.com



### RETURNING LETTERMEN

NAME	POS.	HT.	CLASS	PPG.
Bobby Howard	F	6-7	SR	14.3
Erik Rush	G	6-5	SR	11.1
Danny Piepoli	F	6-6	SR	7.5
Cody Anderson	C	6-10	JR	2.9



*Justin Graham is in line to become the first San Jose State men's basketball player to score 1,000 points, hand out 400 assists and collect 400 rebounds in a career.*



# 2010-11 Opponents



## Fresno State

December 29, 2010, Fresno, Calif., 8:00 p.m. (PST)  
January 29, 2011, San Jose, Calif., 7:00 p.m. (PST)

Location: Fresno, Calif.

Nickname: Bulldogs

Head Coach: Steve Cleveland

Record, yrs. at school: 78-81, 5 seasons

Overall record, yrs.: 216-189, 13 seasons

Lettermen Returning/Lost: 5/6

2009-10 Record: 15-18

Series Record with SJSU: FSU - 77, SJSU - 73

Basketball SID: Stephen Trembley

Office Phone/Cell Phone: (559) 244-5616/(559) 270-4291

Email Address: strembley@csufresno.edu

Courtside Phone: (559) 347-3699

FAX Phone: (559) 278-4689

Web site: www.gobulldogs.com



### TOP RETURNING LETTERMEN


NAME	POS.	HT.	CLASS	PPG.
Greg Smith	C	6-10	SO	11.5
Steven Shepp	G	6-2	JR	5.5
Ned Golubovic	F	6-8	SR	3.0
Jerry Brown III	F	6-7	SO	2.9
Garrett Johnson	G	6-4	SO	1.4

### 2010-11 Schedule

Nov. 12 at Brigham Young  
NOV. 17 VANGUARD  
Nov. 20 at UC Santa Barbara  
NOV. 26 WASHINGTON STATE  
Nov. 28 at Utah  
Dec. 4 at Colorado State  
Dec. 8 at San Diego  
DEC. 11 PEPPERDINE  
DEC. 18 NORTH DAKOTA STATE  
DEC. 21 PACIFIC  
**DEC. 29 \*SAN JOSE STATE**  
JAN. 3 \*NEVADA  
Jan. 6 \*at Louisiana Tech  
Jan. 8 \*at New Mexico State  
JAN. 15 \*UTAH STATE  
JAN. 17 \*IDAHO  
Jan. 20 \*at Hawai'i  
JAN. 24 SEATTLE U.  
Jan. 27 \*at Nevada  
**Jan. 29 \*at San Jose State**  
FEB. 3 \*NEW MEXICO STATE  
FEB. 5 \*LOUISIANA TECH  
FEB. 7 CAL STATE BAKERSFIELD  
Feb. 10 \*at Boise State  
Feb. 12 \*at Utah State  
Feb. 16 at Cal State Bakersfield  
Feb. 19 ESPN Bracket Buster  
FEB. 24 \*BOISE STATE  
Mar. 3 \*at Idaho  
MAR. 5 \*HAWAII  
Mar. 9-12 at WAC Tournament  
\* - Western Athletic Conference game



Steve Cleveland



Ned Golubovic

## Utah State

December 31, 2010, Logan, Utah, 7:05 p.m. (MST)  
January 27, 2011, San Jose, Calif., 7:00 p.m. (PST)

Location: Logan, Utah

Nickname: Aggies

Head Coach: Stew Morrill

Record, yrs. at school: 294-99, 12 seasons

Overall record, yrs.: 512-237, 24 seasons

Lettermen returning/lost: 8/4

2009-10 Record: 27-8

Series Record with SJSU: USU - 44, SJSU - 21

Basketball SID: Doug Hoffman

Office Phone/Cell Phone: (435) 797-3714/(435) 881-8011

Email Address: doug.hoffman@usu.edu

Courtside Phone: (435) 797-1686

FAX Phone: (435) 797-2615

Web site: www.utahstateaggies.com



### TOP RETURNING LETTERMEN

NAME	POS.	HT.	CLASS	PPG.
Tai Wesley	F	6-7	SR	13.7
Nate Bendall	F	6-9	SR	10.3
Pooh Williams	G	6-3	SR	8.7
Tyler Newbold	G	6-4	SR	8.0
Brian Green	G	6-1	SR	7.6
Brady Jardine	F	6-7	JR	6.0

### 2010-11 Schedule

NOV. 13 WEBER STATE  
Nov. 17 at Brigham Young  
Nov. 20 at Southern Utah  
NOV. 24 UTAH  
NOV. 27 NORTHEASTERN  
Dec. 1 at Denver  
Dec. 4 at Georgetown  
DEC. 7 LONG BEACH STATE  
DEC. 11 CAL STATE BAKERSFIELD  
Dec. 18 at Utah Valley  
DEC. 21 IDAHO STATE  
DEC. 22 WESTERN MICHIGAN  
DEC. 23 TROY  
DEC. 29 \*HAWAII  
**DEC. 31 \*SAN JOSE STATE**  
Jan. 8 \*at Nevada  
Jan. 13 \*at Boise State  
Jan. 15 \*at Fresno State  
JAN. 20 \*LOUISIANA TECH  
JAN. 22 \*NEW MEXICO STATE  
**Jan. 27 \*at San Jose State**  
Jan. 29 \*at Hawai'i  
FEB. 2 \*NEVADA  
FEB. 5 \*BOISE STATE  
Feb. 9 \*at Idaho  
FEB. 12 \*FRESNO STATE  
FEB. 16 MONTANA WESTERN  
Feb. 19 ESPN Bracket Buster  
FEB. 26 \*IDAHO  
Mar. 2 \*at New Mexico State  
Mar. 5 \*at Louisiana Tech  
Mar. 9-12 at WAC Tournament  
\* - Western Athletic Conference game



Stew Morrill



Tai Wesley



# 2010-11 Opponents

## Boise State

January 6, 2011, San Jose, Calif., 7:30 p.m. (PST)  
March 5, 2011, Boise, Idaho, 7:05 p.m. (MST)

Location: Boise, Idaho  
Nickname: Broncos  
Head Coach: Leon Rice  
Record, yrs. at school: 0-0, 1st season  
Overall record, yrs.: 0-0, 1st season  
Lettermen Returning/Lost: 6/9  
2009-10 Record: 15-17  
Series Record with SJSU: BSU - 20, SJSU - 2  
Basketball SID: Joe Nickell  
Office Phone/Cell Phone: (208) 426-3868/(208) 631-5483  
Email Address: jnickell@boisestate.edu  
Courtside Phone: (208) 426-1503  
FAX Phone: (208) 426-1778  
Web site: www.broncosports.com



### RETURNING LETTERMEN

NAME	POS.	HT.	CLASS	PPG.
Robert Arnold	F	6-6	SR	11.8
Daequon Montreal	F	6-8	SR	10.8
La'Shard Anderson	G	6-1	JR	9.9
Paul Noonan	F	6-7	JR	8.8
Zack Moritz	C	6-10	SR	3.5
Justin Salzwedel	G	6-2	SR	1.8

### 2010-11 Schedule

Nov. 13 Western State  
Nov. 19 at San Diego  
Nov. 21 at UC Davis  
Nov. 21 at Wyoming  
NOV. 24 EASTERN WASHINGTON  
NOV. 27 DENVER  
Nov. 29 at Northern Illinois  
DEC. 5 LONG BEACH STATE  
Dec. 8 at UNLV  
Dec. 12 at Drake  
Dec. 17 at Utah  
DEC. 19 TEXAS-PAN AMERICAN  
Dec. 22 at Portland  
DEC. 29 \*LOUISIANA TECH  
DEC. 31 \*NEW MEXICO STATE  
**Jan. 6 \*at San Jose State**  
Jan. 8 \*at Hawai'i  
JAN. 13 \*UTAH STATE  
JAN. 15 \*NEVADA  
Jan. 22 \*at Idaho  
Jan. 27 \*at New Mexico State  
Jan. 29 \*at Louisiana Tech  
FEB. 3 \*HAWAII  
Feb. 5 \*at Utah State  
FEB. 10 \*FRESNO STATE  
FEB. 12 \*IDAHO  
Feb. 19 ESPN Bracket Buster  
Feb. 24 \*at Fresno State  
Feb. 26 \*at Nevada  
MAR. 2 CAL STATE BAKERSFIELD  
**MAR. 5 \*SAN JOSE STATE**  
Mar. 9-12 at WAC Tournament  
\* - Western Athletic Conference game



Leon Rice



Daequon Montreal

## Idaho

January 8, 2011, San Jose, Calif., 7:30 p.m. (PST)  
February 3, 2011, Moscow, Idaho. 7:05 p.m. (PST)

Location: Moscow, Idaho  
Nickname: Vandals  
Head Coach: Don Verlin  
Record, yrs. at school: 32-32, 2 seasons  
Overall record, yrs.: 32-32, 2 seasons  
Lettermen Returning/Lost: 5/6  
2009-10 Record: 15-16  
Series Record with SJSU: SJSU - 11, UI - 7  
Basketball SID: Spencer Farrin  
Office Phone: (208) 885-7065  
Cell Phone: (208) 310-9610  
Email Address: spencerf@uidaho.edu  
Courtside Phone: (208) 885-0211  
FAX Phone: (208) 885-0255  
Web site: www.govandals.com



### RETURNING LETTERMEN

NAME	POS.	HT.	CLASS	PPG.
Luiz Toledo	F	6-8	JR	7.4
Kyle Barone	C	6-10	SO	5.0
Shawn Henderson	G	6-3	SR	4.1
Jeff Ledbetter	G	6-3	SR	2.9
Brandon Wiley	F	6-6	SR	2.0

### 2010-11 Schedule

NOV. 11 EASTERN OREGON  
Nov. 16 at Washington State  
NOV. 20 PORTLAND  
Nov. 22 at Montana  
Nov. 27 at Eastern Washington  
DEC. 3 NORTH DAKOTA  
DEC. 4 MONMOUTH  
DEC. 5 EASTERN MICHIGAN  
Dec. 11 at Seattle U.  
DEC. 18 MONTANA  
Dec. 21 at Oregon  
DEC. 29 \*NEW MEXICO STATE  
DEC. 31 \*LOUISIANA TECH  
Jan. 6 \*at Hawai'i  
**Jan. 8 \*at San Jose State**  
JAN. 12 \*NEVADA  
Jan. 15 at Cal State Bakersfield  
Jan. 17 \*at Fresno State  
JAN. 22 \*BOISE STATE  
Jan. 27 \*at Louisiana Tech  
Jan. 29 \*at New Mexico State  
**FEB. 3 \*SAN JOSE STATE**  
FEB. 5 \*HAWAII  
FEB. 9 \*UTAH STATE  
Feb. 12 \*at Boise State  
FEB. 19 ESPN Bracket Buster  
Feb. 24 \*at Nevada  
Feb. 26 \*at Utah State  
MAR. 3 \*FRESNO STATE  
MAR. 5 SEATTLE U.  
Mar. 9-12 at WAC Tournament  
\* - Western Athletic Conference game



Don Verlin



Brandon Wiley

# 2010-11 Opponents



## Louisiana Tech

January 13, 2011, Ruston, La., 7:00 p.m. (CST)  
February 26, 2011, San Jose, Calif., 5:00 p.m. (PST)

Location: Ruston, La.  
Nickname: Bulldogs  
Head Coach: Kerry Rupp  
Record, yrs. at school: 44-53, 3 seasons  
Overall record, yrs.: 54-57, 4 seasons  
Lettermen Returning/Lost: 6/6  
2009-10 Record: 24-11  
Series Record with SJSU: LTU - 13, SJSU - 7  
Basketball SID: Steven Schoon  
Office Phone/Cell Phone: (318) 257-5314/(318) 436-8059  
Email Address: sschoon@latech.edu  
Courtside Phone: (318) 257-3144  
FAX Phone: (318) 257-3757  
Web site: www.latechsports.com



### TOP RETURNING LETTERMEN

NAME	POS.	HT.	CLASS	PPG.
Olu Ashalou	G	6-7	JR	10.7
DeAndre Brown	G	5-10	SR	10.6
Darius Redding	F	6-5	SO	2.4
Tevin Hall	G	5-10	SO	1.4
Brandon Gibson	G	6-5	SO	---

### 2010-11 Schedule

Nov. 10 at Texas  
NOV. 13 AUSTIN COLLEGE  
NOV. 17 HOUSTON  
Nov. 19 vs. Seattle U.  
Nov. 20 vs. Navy  
Nov. 21 at UC Irvine  
Nov. 26 at Arkansas Little Rock  
DEC. 1 SMU  
DEC. 4 LOUISIANA MONROE  
Dec. 7 at Northwestern State  
Dec. 11 at McNeese State  
Dec. 14 at Houston Baptist  
DEC. 18 TEXAS ARLINGTON  
Dec. 21 at Iowa  
Dec. 29 \*at Boise State  
Dec. 31 \*at Idaho  
JAN. 6 \*FRESNO STATE  
JAN. 13 \*SAN JOSE STATE  
JAN. 15 \*HAWAII  
Jan. 20 \*at Utah State  
Jan. 22 \*at Nevada  
JAN. 27 \*IDAHO  
JAN. 29 \*BOISE STATE  
Feb. 5 \*at Fresno State  
Feb. 7 \*at New Mexico State  
FEB. 12 \*NEW MEXICO STATE  
Feb. 16 at North Dakota  
FEB. 19 ESPN Bracket Buster  
Feb. 24 \*at Hawai'i  
Feb. 26 \*at San Jose State  
MAR. 3 \*NEVADA  
MAR. 5 \*UTAH STATE  
Mar. 9-12 at WAC Tournament  
\* - Western Athletic Conference game



Kerry Rupp



Olu Ashalou

## New Mexico State

January 5, 2011, Las Cruces, N.M., 7:00 p.m. (MST)  
February 23, 2011, San Jose, Calif., 8:00 p.m. (PST)

Location: Las Cruces, N.M.  
Nickname: Aggies  
Head Coach: Marvin Menzies  
Record, yrs. at school: 60-41, 3 seasons  
Overall record, yrs.: 60-41, 3 seasons  
Letterman Returning/Lost: 7/3  
2009-10 Record: 22-12  
Series Record with SJSU:  
NMSU - 29, SJSU - 11  
Basketball SID: Tiffany Franklin  
Office Phone/Cell Phone: (575) 646-3929/(575) 642-2168  
Email Address: tfrank@nmsu.edu  
Courtside Phone: (575) 646-3400  
FAX Phone: (575) 646-2425  
Web site: www.nmstatesports.com



### TOP RETURNING LETTERMEN

NAME	POS.	HT.	CLASS	PPG.
Wendell McKines	F	6-6	SR	10.7
Troy Gillenwater	F	6-8	JR	14.6
Hamidu Rahman	C	7-0	JR	10.3
Hernst Laroche	G	6-1	JR	6.3
Gordo Castillo	G	6-5	SR	5.4

### 2010-11 Schedule

Nov. 12 at Louisiana Lafayette  
NOV. 15 WESTERN NEW MEXICO  
Nov. 18 at Arizona  
Nov. 20 at Massachusetts  
Nov. 21 vs. Southern California (Springfield, Mass.)  
Nov. 23 at UTEP  
NOV. 30 UTEP  
DEC. 4 NEW MEXICO  
Dec. 11 at New Mexico  
DEC. 13 ARKANSAS PINE BLUFF  
DEC. 16 OKLAHOMA PANHANDLE STATE  
DEC. 18 PACIFIC  
DEC. 21 LOUISIANA LAFAYETTE  
DEC. 23 SAINT MARY'S  
Dec. 29 \*at Idaho  
Dec. 31 \*at Boise State  
JAN. 8 \*FRESNO STATE  
JAN. 13 \*HAWAII  
JAN. 15 \*SAN JOSE STATE  
Jan. 20 \*at Nevada  
Jan. 22 \*at Utah State  
JAN. 27 \*BOISE STATE  
JAN. 29 \*IDAHO  
Feb. 3 \*at Fresno State  
FEB. 7 \*LOUISIANA TECH  
Feb. 12 \*at Louisiana Tech  
FEB. 19 ESPN Bracket Buster  
Feb. 23 \*at San Jose State  
Feb. 26 \*at Hawai'i  
MAR. 2 \*UTAH STATE  
MAR. 5 \*NEVADA  
Mar. 9-12 at WAC Tournament  
\* - Western Athletic Conference game



Marvin Menzies



Hernst Laroche



# 2010-11 Opponents

## Hawai'i

January 22, 2011, Honolulu, Hawaii, 7:05 p.m. (HST)  
March 3, 2011, San Jose, Calif., 7:30 p.m. (PST)

Location: Honolulu, Hawai'i  
Nickname: Rainbow Warriors  
Head Coach: Gib Arnold  
Record, yrs. at school: 0-0, 1st season  
Overall record, yrs.: 0-0, 1st season  
Lettermen Returning/Lost: 3/11  
2009-10 Record: 10-20  
Series Record with SJSU: UH - 23, SJSU - 11  
Basketball SID: Neal Iwamoto  
Office Phone/Cell Phone: (808) 956-9748 / (808) 375-6819  
Email Address: niwamoto@hawaii.edu  
Courtside Phone: (808) 956-9408  
FAX Phone: (808) 956-4470  
Web site: www.hawaiiathletics.com



### TOP RETURNING LETTERMEN

NAME	POS.	HT.	CLASS	PPG.
Hiram Thompson	G	6-4	SR	9.2
Douglas Kurtz	C	7-0	SR	1.4
Bill Amis	F	6-9	SR	---

### 2010-11 Schedule

NOV. 12-15 OUTRIGGER HOTELS RAINBOW CLASSIC  
(Montana State, Cal State Fullerton,  
Central Michigan)

NOV. 19 CENTRAL ARKANSAS  
NOV. 24 ARKANSAS PINE BLUFF  
Dec. 1 at Cal Poly  
Dec. 4 at Brigham Young  
DEC. 11 HAWAII PACIFIC  
DEC. 17 CHICAGO STATE  
DEC. 22-25 HAWAIIAN AIRLINES  
DIAMOND HEAD CLASSIC  
(Baylor, Butler, Florida State,  
Mississippi State, San Diego,  
Utah, Washington State)

Dec. 29 \*at Utah State  
Dec. 31 \*at Nevada  
JAN. 6 \*IDAHO  
JAN. 8 \*BOISE STATE  
Jan. 13 \*at New Mexico State  
Jan. 15 \*at Louisiana Tech  
JAN. 20 \*FRESNO STATE  
JAN. 22 \*SAN JOSE STATE  
JAN. 29 \*UTAH STATE  
Feb. 3 \*at Boise State  
Feb. 5 \*at Idaho  
FEB. 14 \*NEVADA  
FEB. 19 ESPN Bracket Buster  
FEB. 24 \*LOUISIANA TECH  
FEB. 26 \*NEW MEXICO STATE  
Mar. 3 \*at San Jose State  
Mar. 5 \*at Fresno State  
Mar. 9-12 at WAC Tournament  
\* - Western Athletic Conference game



Gib Arnold



Bill Amis

## Nevada

February 5, 2011, Reno, Nev., 7:30 p.m. (PST)  
February 12, 2011, San Jose, Calif., 7:00 p.m. (PST)

Location: Reno, Nev.  
Nickname: Wolf Pack  
Head Coach: David Carter  
Record, yrs. at school: 21-13, 1 season  
Overall record, yrs.: 21-13, 1 season  
Lettermen Returning/Lost: 6/6  
2009-10 Record: 21-13  
Series Record with SJSU: NEV - 30, SJSU - 30  
Basketball SID: Jack Kuestermeyer  
Office Phone/Cell Phone: (775) 682-6984 / (775) 240-6251  
Email Address: jkuester@unr.edu  
Courtside Phone: (775) 784-4404  
FAX Phone: (775) 784-4386  
Web site: www.nevadawolfpack.com



### TOP RETURNING LETTERMEN

NAME	POS.	HT.	CLASS	PPG.
Dario Hunt	F	6-8	JR	6.5
Marko Cukic	F	6-9	SO	2.6
Keith Olson	F	6-10	JR	1.1
Keith Fuetsch	G	6-0	SO	0.8
Patrick Nyeko	G	6-6	SO	0.6
Adam Carp	F	6-7	SR	0.4

### 2010-11 Schedule

NOV. 13 MONTANA  
Nov. 15 vs. Pacific  
Nov. 16 vs. UCLA or Pepperdine  
Nov. 22-23 NIT Consolation Rounds  
Nov. 24-26 NIT Semifinals & Finals  
Nov. 30 at South Dakota State  
DEC. 4 UNLV  
Dec. 6 at Houston  
DEC. 11 SAN FRANCISCO STATE  
DEC. 17 ARIZONA STATE  
DEC. 20 PORTLAND STATE  
Dec. 22 at Washington  
Dec. 27 at Portland  
DEC. 31 \*HAWAII  
Jan. 3 \*at Fresno State  
JAN. 8 \*UTAH STATE  
Jan. 12 \*at Idaho  
Jan. 15 \*at Boise State  
JAN. 20 \*NEW MEXICO STATE  
JAN. 22 \*LOUISIANA TECH  
JAN. 27 \*FRESNO STATE  
Feb. 2 \*at Utah State  
FEB. 5 \*SAN JOSE STATE  
Feb. 12 \*at San Jose State  
Feb. 14 \*at Hawai'i  
FEB. 19 ESPN Bracket Buster  
FEB. 24 \*IDAHO  
FEB. 26 \*BOISE STATE  
Mar. 3 \*at Louisiana Tech  
Mar. 5 \*at New Mexico State  
Mar. 9-12 at WAC Tournament  
\* - Western Athletic Conference game



David Carter



Dario Hunt



## BRACKETBUSTERS

February 18-20, 2011

# 114 TEAMS ... 15 CONFERENCES ... 3 DAYS OF GREAT COLLEGE BASKETBALL ACTION!

A record total of 114 teams – representing 15 collegiate athletic conferences and one independent institution – will compete in the three-day event (February 18-20), with the entire BracketBusters slate of matchups to be announced in late January.

ESPN will televise 11 games on its national platforms, with six contests on ESPN2 and five more games on ESPNU over the weekend.

**HOME TEAMS:** Boston U, Stony Brook, Eastern Washington, Idaho State, Montana State, Portland State, High Point, Liberty, Presbyterian, UNC Asheville, Winthrop, Cal Poly, Long Beach State, UC Davis, UC Santa Barbara, Drexel, James Madison, Old Dominion, Towson, UNC Wilmington, William & Mary, Loyola (Ill.), Valparaiso, Wright State, Youngstown State, Fairfield, Marist, Niagara, Rider, Siena, Akron, Buffalo, Eastern Michigan, Northern Illinois, Toledo, Western Michigan, Morgan State, Drake, Indiana State, Northern Iowa, Southern Illinois, Wichita State, Murray State, Southeast Missouri State, Tennessee-Martin, Tennessee State, Tennessee Tech, College of Charleston, Western Carolina, Wofford, Oral Roberts, Fresno State, Louisiana Tech, Nevada, New Mexico State, San Jose State and Saint Mary's.

**AWAY TEAMS:** Maine, New Hampshire, Vermont, Montana, Northern Arizona, Northern Colorado, Sacramento State, Weber State, Charleston Southern, Gardner-Webb, Radford, Virginia Military Institute, Cal State Fullerton, Cal State Northridge, Pacific, UC Irvine, UC Riverside, Delaware, George Mason, Georgia State, Hofstra, Northeastern, Virginia Commonwealth, Cleveland State, Detroit, Green Bay, Milwaukee, Canisius, Iona, Loyola (Md.), Manhattan, Saint Peter's, Ball State, Bowling Green, Central Michigan, Kent State, Miami (Ohio), Ohio, Delaware State, Bradley, Creighton, Evansville, Illinois State, Missouri State, Austin Peay, Eastern Illinois, Eastern Kentucky, Jacksonville State, Morehead State, Appalachian State, Davidson, Boise State, Hawaii, Idaho, Utah State, Loyola Marymount and Seattle U.





# Event Center Records



## POINTS

San Jose State player .....	39, Adrian Oliver, vs. Louisiana Tech, Jan. 21, 2010
Opponent player .....	44, Lee Nailon, TCU, Feb. 7, 1998
San Jose State .....	96, vs. Nevada, Feb. 10, 1996
.....	96, vs. Nevada, Feb. 26, 1994
Opponent .....	119, TCU, Feb. 7, 1998
Half, most points .....	61, vs. New Mexico State, Jan. 23, 2010
Half, most opponent points .....	61 (2nd half), TCU, Feb. 7, 1998
Overtime, most points .....	17 (two overtimes, 7-10), vs. Fresno State, Feb. 19, 2003
Overtime, most points in one period .....	14, vs. TCU, Feb. 24, 2001
.....	14, vs. Fresno State, Jan. 17, 1991
Opponent, overtime, most points .....	21 (two overtimes, 7-14), Fresno State, Feb. 19, 2003
Opponent, overtime, most points in one period .....	15, Rice, Feb. 1, 2003

## FIELD GOALS

San Jose State player .....	14, Olivier Saint-Jean, vs. Wyoming, Feb. 22, 1997
.....	14, Sam Allen, vs. CS Fullerton, Mar. 3, 1996
Opponent player .....	19, Lee Nailon, TCU, Feb. 7, 1998
San Jose State .....	35, vs. Nevada, Feb. 26, 1994
Opponent .....	50, TCU, Feb. 7, 1998

## FIELD GOALS ATTEMPTED

San Jose State player .....	24, Adrian Oliver vs. Cal State Bakersfield, Dec. 9, 2009
.....	24, Brandon Hawkins, vs. Nevada, Dec. 27, 2001
.....	24, Roy Hammonds, vs. Pepperdine, Dec. 23, 1995
Opponent player .....	31, Lee Nailon, TCU, Feb. 7, 1998
San Jose State .....	77, vs. Fresno State, Feb. 19, 2003
Opponent .....	88, TCU, Feb. 7, 1998

## 3-POINT FIELD GOALS

San Jose State player .....	6, Robert Owens, vs. Fresno State, Feb. 27, 2010
.....	6, Mac Peterson, vs. New Mexico State, Jan. 23, 2010
.....	6, Robert Owens, vs. Pacific, Nov. 28, 2009
.....	6, Michael Quinney, vs. BYU, Feb. 20, 1999
Opponent player .....	8, Ross Schraeder, UC Irvine, Dec. 17, 2004
San Jose State .....	14, vs. Louisiana Tech, Jan. 13, 2005
San Jose State, percentage (min. 10 made) .....	60.0 (12-20), New Mexico State, Jan. 23, 2010
Opponent .....	14, Fresno State, Jan. 13, 2007
Opponent, percentage (min. 10 made) .....	66.7 (10-15), Fresno State, Feb. 3, 2001

## 3-POINT FIELD GOALS ATTEMPTED

San Jose State player .....	17, Michael Quinney, vs. Fresno State, Feb. 18, 1998
.....	17, Michael Quinney, vs. TCU, Feb. 7, 1998
Opponent player .....	17, Dante Swanson, Tulsa, Jan. 30, 2003
San Jose State .....	27, vs. Nevada, Dec. 27, 1990
Opponent .....	36, Fresno State, Feb. 11, 2006

## FREE THROWS

San Jose State player .....	24, Brandon Hawkins, vs. Mount Saint Mary's, Dec. 22, 2001
Opponent player .....	13, Aaron Wilhite, CS Fullerton, Jan. 14, 1991
Opponent, game percentage .....	100.0 (12-12), Cecil Brown, UC Santa Barbara, Feb. 18, 2006
San Jose State .....	42, vs. Mount Saint Mary's, Dec. 22, 2001
Opponent .....	33, Nevada, Dec. 27, 2001

## FREE THROWS ATTEMPTED

San Jose State player .....	31, Brandon Hawkins, vs. Mount Saint Mary's, Dec. 22, 2001
Opponent player .....	15, Aaron Wilhite, CS Fullerton, Jan. 14, 1991
San Jose State .....	61, vs. Mount Saint Mary's, Dec. 22, 2001
Opponent .....	49, New Mexico State, Jan. 27, 2007

## REBOUNDS

San Jose State player .....	19, Marion Thurmond, vs. Notre Dame de Namur, Dec. 18, 2001
.....	19, Will Trawick, vs. Hawai'i, Feb. 26, 1998
.....	19, Marmet Williams, vs. Saint Mary's, Dec. 18, 1997
Opponent player .....	21, John Bryant, Santa Clara, Dec. 3, 2008
San Jose State .....	62, vs. William Jessup, Nov. 16, 2009
Opponent .....	57, Louisiana Tech, Feb. 15, 2006

## ASSISTS

San Jose State player .....	12, Tito Addison, vs. Nevada, Feb. 10, 1996
Opponent player .....	13, Mike Jones, TCU, Feb. 7, 1998
San Jose State .....	24, vs. Rice, Jan. 29, 2005
.....	24, vs. Menlo College, Nov. 26, 2002
Opponent .....	27, TCU, Feb. 7, 1998

## BLOCKS

San Jose State player .....	6, Menelik Barbary, vs. Louisiana Tech, Jan. 26, 2006
.....	6, Menelik Barbary, vs. Utah State, Jan. 5, 2006
.....	6, Marquin Chandler, vs. Montana State, Nov. 24, 2004
Opponent player .....	8, Hiram Fuller, Fresno State, Feb. 19, 2003
San Jose State .....	9, vs. Utah State, Jan. 5, 2006
.....	9, vs. UC Santa Barbara, Nov. 24, 1999
Opponent .....	11, Nevada, Mar. 2, 2006
.....	11, Hawaii, Feb. 4, 2006

## STEALS

San Jose State player .....	6, Antonio Lawrence, vs. CS Monterey Bay, Dec. 7, 2002
.....	6, Ben Sanders, vs. Pepperdine, Jan. 2, 1999
.....	6, Olivier Saint-Jean, vs. San Diego State, Feb. 1, 1997
Opponent player .....	6, Mike Mitchell, New Mexico State, Jan. 28, 2006
.....	6, Thomas Washington, College of Notre Dame, Jan. 3, 2000
.....	6, Jay Goodman, Utah State, Jan. 26, 1993
San Jose State .....	20, vs. Menlo College, Nov. 27, 1998
Opponent .....	15, CS Fullerton, Jan. 30, 1992



# Individual Records

## POINTS

Game .....40, Wally Rank, vs. Sacramento State, Jan. 3, 1980  
 Half .....25, Adrian Oliver, vs. Louisiana Tech, Jan. 21, 2010  
 Season .....702, Ricky Berry, 29 games, 1988  
 Season Average .....24.2, Ricky Berry, 29 games, 1988  
 Career .....1767, Ricky Berry, 84 games, 1986-88  
 Career Average .....21.0, Ricky Berry, 84 games, 1986-88  
 30 or more, Consecutive .....2, Adrian Oliver, Feb. 22, 2010,  
 ..... vs. Seattle U., & Feb. 25, 2010, vs. Nevada  
 .....2, Adrian Oliver, Dec. 9, 2009,  
 ..... vs. Cal State Bakersfield & Dec. 18, 2009, at UC Irvine  
 .....2, Marquin Chandler, Jan. 29, 2005,  
 ..... vs. Rice & Feb. 5, 2005 vs. Hawaii  
 .....2, Olivier Saint-Jean, Jan. 23, 1997,  
 ..... at Wyoming & Jan. 25, 1997, at Colorado State  
 .....2, Olivier Saint-Jean, Feb. 10, 1997,  
 ..... at Tulsa & Feb. 13, 2005 at Air Force  
 30 or more, Season .....8, Adrian Oliver, 31 games, 2010  
 30 or more, Career .....10, Adrian Oliver, 49 games, 2009-10

## FIELD GOALS MADE

Game .....17, Stan Hill, vs. Sacramento State, Jan. 5, 1978  
 Game Percentage .....100.0 (10-10), Mike Brotherton, vs.  
 ..... New Mexico State, Feb. 23, 1991  
 Season .....250, Ricky Berry, 29 games, 1988  
 Season Percentage .....63.9 (131-205), Mickey Jackson, 1980  
 Career .....619, Ricky Berry, 84 games, 1986-88  
 Career Percentage .....58.7 (278-473), Mickey Jackson,  
 ..... 56 games, 1979-80  
 Multi-Game, Consecutive .....11, Menelik Barbary, vs.  
 ..... Portland (3-3, second half), Cal Poly (6-6), San Diego (2-2),  
 ..... Nov. 11, 2005 through Nov. 23, 2005  
 One-Game, Consecutive .....10, Mike Brotherton, vs.  
 ..... New Mexico State, Feb. 23, 1991

## 3-POINT FIELD GOALS MADE

Game .....7, Robert Owens, at New Mexico State, Feb. 6, 2010  
 .....7, Mac Peterson, at Fresno State, Jan. 11, 2010  
 .....7, Terrance Richmond, at Montana, Dec. 5, 1998  
 Game, Consecutive .....5, Marquin Chandler, vs. Hawaii,  
 ..... Feb. 5, 2005  
 Consecutive ....8 (3 vs. Rice & 5 vs. Hawaii), Marquin Chandler,  
 ..... Jan. 29 through Feb. 5, 2005  
 Opponent, Game .....9 (9-10), Mike Hall, Idaho, Jan. 24, 2008  
 Season .....78, Robert Owens, 31 games, 2010  
 Career .....153, Tim Pierce, 86 games, 2007-09  
 Season, Percentage ....44.5 (57-128), Ricky Berry, 28 games, 1988  
 Career, Percentage .....45.9 (113-246), Ricky Berry, 1986-88

## FIELD GOALS ATTEMPTED

Game .....33, Buster Burgos, vs. Arizona, Dec. 18, 1953  
 Season .....514, Johnnie Skinner, 25 games, 1971  
 Career .....1,536, Stu Inman, 123 games, 1947-50

## 3-POINT FIELD GOALS ATTEMPTED

Game .....17, Michael Quinney, vs. Fresno State, Feb. 18, 1998  
 Opponent, Game .....17, Dante Swanson, Tulsa, Jan. 30, 2003  
 Season .....202, Tim Pierce, 32 games, 2008  
 Career .....471, Tim Pierce, 86 games, 2007-09

## FREE THROWS MADE

Game .....24, Brandon Hawkins,  
 ..... vs. Mount Saint Mary's, Dec. 22, 2001  
 Game Percentage .....100.0 (16-16),  
 ..... Carroll Williams, vs. Loyola (Calif.), Jan. 22, 1955  
 Opponent, Game Percentage .....100.0 (12-12),  
 ..... Cecil Brown, UC Santa Barbara, Feb. 18, 2006  
 Season .....188, Adrian Oliver, 31 games, 2010  
 Season Percentage .....88.7 (188-212), Adrian Oliver, 2010  
 Career .....441, Carroll Williams, 75 games, 1953-55  
 Career Percentage .....84.5 (261-309), Adrian Oliver, 2009-10  
 Consecutive .....31, Carroll Williams, 4 games, Jan. 14-28, 1955

## FREE THROWS ATTEMPTED

Game .....31, Brandon Hawkins,  
 ..... vs. Mount Saint Mary's, Dec. 22, 2001  
 Opponent ....16, Antonio Meeking, Louisiana Tech, Feb. 8, 2003  
 Season .....225, Carroll Williams, 27 games, 1954  
 Career .....552, Carroll Williams, 75 games, 1953-55

## REBOUNDS

Game .....28, Marv Branstrom, vs. Arizona State, Dec. 4, 1956  
 Opponent, Game .....  
 .....28, Paul Millsap, Louisiana Tech, Feb. 15, 2006  
 Season .....376, George Clark, 23 games, 1952  
 Season Average .....16.4 (376), George Clark, 23 games, 1952  
 Career .....864, Marv Branstrom, 76 games, 1955-57  
 Career Average .....13.0, Darnell Hillman, 25 games, 1968

## ASSISTS

Game .....17, Ken Mickey, vs. Illinois State, Jan. 12, 1977  
 Season .....203, Ken Mickey, 29 games, 1977  
 Season Average .....7.0, Ken Mickey, 29 games, 1977  
 Career .....477, Michael Dixon, 107 games, 1982-85  
 Career Average .....5.8, Ken Mickey, 82 games, 1975-76

## BLOCKED SHOTS

Game .....9, Menelik Barbary, vs. Idaho, Mar. 6, 2007  
 Season .....62, Gerald Thomas, 29 games, 1988  
 Career .....127, Gerald Thomas, 113 games, 1984, 1986-88

## STEALS

Game ....6, Carlton Spencer, vs. New Mexico State, Jan. 27, 2007  
 .....6, Antonio Lawrence, vs. CS Monterey Bay, Dec. 7, 2002  
 .....6, Ben Sanders, vs. Pepperdine, Jan. 2, 1999  
 .....6, Olivier Saint-Jean, vs. San Diego State, Feb. 1, 1997  
 .....6, Brad Quinet, at Portland, Dec. 14, 1996  
 Season .....51, Justin Graham, 30 games, 2009  
 Career .....136, Justin Graham, 87 games, 2008-10

## "DOUBLE-DOUBLES" (since 1969)

Season .....13, Coby Dietrick, 1970  
 Consecutive .....9, Coby Dietrick, 1970  
 Career .....25, Chris McNealy, 81 games, 1981-83

## "TRIPLE-DOUBLES"

Season .....1, Brandon Hawkins (18 pts., 11 rebs., 10 assts.),  
 ..... vs. Notre Dame De Namur Dec. 18, 2001



# The Last Time



## **A PLAYER SCORED 30 OR MORE POINTS:**

35, by Adrian Oliver, vs. Nevada, Feb. 25, 2010.

## **AN OPPONENT SCORED 30 OR MORE POINTS:**

34, by Jahmar Young, New Mexico State, Jan. 23, 2010.

## **A PLAYER COLLECTED 20 OR MORE REBOUNDS:**

21, by Chris McNealy, at Utah, Dec. 7, 1981.

## **AN OPPONENT COLLECTED 20 OR MORE REBOUNDS:**

21, by John Bryant, Santa Clara, Dec. 3, 2008.

## **A PLAYER COLLECTED 10 OR MORE ASSISTS:**

13, by Justin Graham, vs. Northern Colorado, Dec. 20, 2008.

## **AN OPPONENT COLLECTED 10 OR MORE ASSISTS:**

10, by Steven Shepp, Fresno State, Jan. 11, 2010.

## **A PLAYER HAD 5 OR MORE STEALS:**

5, by Justin Graham, at Idaho, Mar. 4, 2010.

## **AN OPPONENT HAD 5 OR MORE STEALS:**

5, by La'Shard Anderson, Boise State, Mar. 6, 2010.

## **A PLAYER HAD 5 OR MORE BLOCKED SHOTS:**

5, by Chris Oakes, vs. Boise State, Jan. 14, 2010.

## **AN OPPONENT HAD 5 OR MORE BLOCKED SHOTS:**

6, by Tai Wesley, Utah State, Mar. 13, 2008.

## **A PLAYER MADE 10 OR MORE FIELD GOALS:**

13, by Adrian Oliver, vs. Nevada, Feb. 25, 2010.

## **AN OPPONENT MADE 10 OR MORE FIELD GOALS:**

13, by Jahmar Young, New Mexico State, Jan. 23, 2010.

## **A PLAYER ATTEMPTED 20 OR MORE FIELD GOALS:**

22, by Adrian Oliver, vs. Nevada, Feb. 25, 2010.

## **AN OPPONENT ATTEMPTED 20 OR MORE FIELD GOALS:**

24, by Jahmar Young, New Mexico State, Jan. 23, 2010.

20, by Jonathan Gibson, New Mexico State, Jan. 23, 2010.

## **A PLAYER MADE 10 OR MORE FREE THROWS:**

17, by Adrian Oliver, vs. Seattle U., Feb. 22, 2010.

## **AN OPPONENT MADE 10 OR MORE FREE THROWS:**

11, by Luke Babbitt, Nevada, Jan. 9, 2010.

## **A PLAYER MADE 5 OR MORE 3-POINT FIELD GOALS:**

6, by Robert Owens, vs. Fresno State, Feb. 27, 2010.

## **AN OPPONENT MADE 5 OR MORE 3-POINT FIELD GOALS:**

6, by Brandon Fields, Nevada, Feb. 25, 2010.

## **A PLAYER ATTEMPTED 10 OR MORE 3-POINT FIELD GOALS:**

11, by Robert Owens, vs. Fresno State, Feb. 27, 2010.

## **AN OPPONENT ATTEMPTED 10 OR MORE 3-POINT FIELD GOALS:**

10, by Steven Shepp, Fresno State, Feb. 27, 2010.

## **SAN JOSE STATE SCORED 100 OR MORE POINTS:**

101 (101-85) vs. Utah State, Jan. 25, 1979.

## **AN OPPONENT SCORED 100 OR MORE POINTS:**

104 (104-77), by Cal State Fullerton, Dec. 23, 2006.

## **SAN JOSE STATE SHOT AT LEAST 60 PERCENT FROM THE FIELD IN A GAME:**

60.0 (30-of-50) at Utah Valley, Dec. 5, 2009.

## **SAN JOSE STATE HAD THREE OR MORE PLAYERS WITH 10 OR MORE REBOUNDS IN A GAME:**

17 by Chris Oakes, 15 by Tim Pierce, and 10 by C.J. Webster, vs. William Jessup, Dec. 28, 2008.

## **SAN JOSE STATE HAD FIVE PLAYERS WITH 10 OR MORE POINTS IN A GAME:**

14 by Adrian Oliver, 17 by Justin Graham, 10 by DeVonte Thomas, 12 by C.J. Webster and 11 by Robert Owens, vs. Idaho, Feb. 26, 2009.

## **SAN JOSE STATE HAD TWO OR PLAYERS WITH 10 OR MORE POINTS & 10 OR MORE REBOUNDS IN A GAME:**

20 points and 10 rebounds by Adrian Oliver, and 14 points and 11 rebounds by Chris Oakes, at Hawai'i, Jan. 17, 2010.

## **SAN JOSE STATE HAD A PLAYER SCORE 30 OR MORE POINTS IN SUCCESSIVE GAMES:**

35, vs. Seattle U., on Feb. 22, 2010, and 35, vs. Nevada on Feb. 25, 2010, by Adrian Oliver.

## **A TEAM SHOT AT LEAST 60 PERCENT FROM THE FIELD IN A GAME VS. SAN JOSE STATE:**

61.7 (29-of-47), by Utah State, Feb. 13, 2010.

## **SAN JOSE STATE WON BY 30 OR MORE POINTS:**

42 (79-37) vs. California Maritime, Nov. 19, 2008.

## **SAN JOSE STATE LOST BY 30 OR MORE POINTS:**

38 (84-46) by Nevada, Feb. 7, 2008.

## **SAN JOSE STATE WON FIVE OR MORE STRAIGHT GAMES:**

5, Dec. 5, 1998 through Dec. 27, 1998.

## **SAN JOSE STATE WON AN IN-SEASON TOURNAMENT:**

2007 First Shot Exempt Tournament in Murfreesboro, Tenn.

## **SAN JOSE STATE BEAT A NATIONALLY-RANKED TEAM:**

Alabama was ranked 19th in the Associated Press poll on Dec. 27, 1996, when San Jose State posted a 60-59 overtime win in the Comerica Cable Car Classic.



# Career Leaders

## TOTAL POINTS

Name	Seasons	Games	FG	3FG	FT	Points
1 Ricky Berry	1986-88	84	619	113	416	1,767
2 Stu Inman	1947-50	123	591	0	322	1,504
3 Wally Rank	1977-80	102	562	0	308	1,432
4 Chris McNealy	1981-83	81	504	2	226	1,236
5 Coby Dietrick	1968-70	72	465	0	243	1,173
6 Terry Cannon	1990-92, 94	97	414	114	209	1,139
7 Johnnie Skinner	1971-73	73	481	0	174	1,136
8 Ken Mickey	1974, 76-77	82	427	0	271	1,125
9 Sid Williams	1978-81	111	485	0	125	1,095
10 S.T. Saffold	1964-66	72	421	0	208	1,050
Olivier Saint-Jean	1996-97	51	373	44	260	1,050

## FIELD GOALS MADE

Name	Seasons	Games	Attempts	Made
1 Ricky Berry	1986-88	84	1301	619*
2 Stu Inman	1947-50	123	1506	591
3 Wally Rank	1977-80	102	1207	562
4 Chris McNealy	1981-83	81	914	504**
5 Sid Williams	1978-81	111	958	485
6 Johnnie Skinner	1971-73	73	1142	481
7 Coby Dietrick	1968-70	72	1054	465
8 Ken Mickey	1974, 76-77	82	865	427
9 S.T. Saffold	1964-66	72	970	421
10 Reggie Owens	1985-87	86	766	376

## FIELD GOALS ATTEMPTED

Name	Seasons	Games	Made	Attempts
1 Stu Inman	1947-50	123	591	1,536
2 Ricky Berry	1986-88	84	619	1,309
3 Wally Rank	1977-80	102	562	1,207
4 Johnnie Skinner	1971-73	73	481	1,142
5 Coby Dietrick	1968-70	72	465	1,054
6 S.T. Saffold	1964-66	72	421	970
7 Sid Williams	1978-81	111	485	958
8 Eddie Diaz	1956-58	76	348	949
9 Terry Cannon	1990-92, 94	97	414	934
10 George Clark	1950-52	75	294	923

## FIELD GOAL PERCENTAGE (Minimum four made per game played)

Name	Seasons	Games	FG	FGA	Pct.
1 Mickey Johnson	1979-80	56	278	473	.588
2 Earl Hogue	1974-76	75	315	568	.555
3 Chris McNealy	1981-83	81	504	914	.551
4 Dick Groves	1968-69	41	183	338	.541
5 Stony Evans	1984-85	57	246	461	.534
6 Menelik Barbary	2006-07	61	245	461	.531
7 Ward Farris	1982, 84-86	83	339	644	.526
8 Stan Hill	1977-78	50	214	415	.516
9 Darnell Williams	2000-01	58	288	562	.512
10 Ron Fair	1974-76	82	361	708	.509

## 3-POINT FIELD GOALS MADE

Name	Seasons	Games	Attempts	Made
1 Tim Pierce	2007-09	86	471	153
2 Robert Owens	2009-10	61	315	125
3 Michael Quinney	1998-99	54	336	123
4 Tito Addison	1995-97	84	375	122
5 Jason Allen	1991-94	97	340	120
6 Terry Cannon	1990-92, 94	97	304	114
7 Ricky Berry	1986-88	84	246	113
8 Billy Landram	2000-01	58	315	106
9 Steve Haney	1988-89	45	233	103
10 Mac Peterson	2008-10	84	259	98

## 3-POINT FIELD GOALS ATTEMPTED

Name	Seasons	Games	Made	Attempts
1 Tim Pierce	2007-09	86	153	471
2 Tito Addison	1995-97	84	122	375
3 Jason Allen	1991-94	97	120	340
4 Michael Quinney	1998-99	54	123	336
5 Robert Owens	2009-10	61	125	315
Billy Landram	2000-01	58	106	315
7 Terry Cannon	1990-92, 94	97	114	304
8 Brad Quinet	1995, 97	55	77	263
9 Mac Peterson	2008-10	84	98	259
10 Alex Elam	2005-06	59	96	257

## 3-POINT FIELD GOAL PERCENTAGE (Minimum 1.0 made per game played and 50 made)

Name	Seasons	Games	3FG	3FGA	Pct.
1 Ricky Berry	1986-88	84	113	246	.459
2 Steve Haney	1988-89	45	103	233	.442
3 Robert Owens	2009-10	61	125	315	.397
4 Marquin Chandler	2004-05	57	59	149	.396
5 Phil Calvert	2002, 04	57	71	185	.384
6 Brett Lilly	1999, 2003-04	59	92	240	.383
7 Mac Peterson	2008-10	84	98	259	.378
8 Terry Cannon	1990-92, 94	97	114	304	.375
9 Alex Elam	2005-06	59	96	257	.374
10 Mike Wasserburger	1990-91	40	50	135	.370

## FREE THROWS MADE

Name	Seasons	Games	Attempts	Made
1 Carroll Williams	1953-55	75	552	441
2 Ricky Berry	1986-88	84	507	416
3 Stu Inman	1947-50	123	498	322
4 Wally Rank	1977-80	102	450	308
5 Eddie Diaz	1956-58	76	433	299
6 Ken Mickey	1974, 76-77	82	357	271
7 Marmet Williams	1994-98	112	368	267
8 Adrian Oliver	2009-10	49	309	261
9 Olivier Saint-Jean	1996-97	51	354	260
10 George Puou	1984-87	111	332	251

# Career Leaders



## FREE THROWS ATTEMPTED

Name	Seasons	Games	Made	Attempts
1 Carroll Williams	1953-55	75	441	552
2 Ricky Berry	1986-88	84	416	507
3 Stu Inman	1947-50	123	322	498
4 Wally Rank	1977-80	102	308	450
5 Eddie Diaz	1956-58	76	299	433
6 Bob Hagen	1947-49	81	207	370
7 Marv Branstrom	1956-58	76	186	368
Marmet Williams	1994-98	112	267	368
9 Coby Dietrick	1968-70	72	243	364
10 Ken Mickey	1974, 76-77	82	271	357

## FREE THROW PERCENTAGE

(Minimum 2.0 made per game played or 50 games played)

Name	Seasons	Games	FT	FTA	Pct.
1 Adrian Oliver	2009-10	49	261	309	.845
2 Ricky Berry	1986-88	84	416	507	.821
3 Carroll Williams	1953-55	75	441	552	.799
4 Doug Murrey	1978-81	88	173	219	.789
5 Gil Egeland	1956-58	73	165	210	.786
6 Pete Miller	1974-75	55	128	164	.780
7 Brandon Hawkins	2002-03	50	237	304	.779
8 Lossie Mitchel	1992-94	52	116	150	.773
9 Brad Quinet	1995-97	55	161	211	.763
10 Ken Mickey	1974, 76-77	82	271	357	.759

## REBOUNDS

Name	Seasons	Games	Amount
1 Marv Branstrom	1956-58	76	864
2 George Clark	1950-52	75	857
3 Coby Dietrick	1968-70	72	759
4 S.T. Saffold	1964-66	72	705
5 Reggie Owens	1985-87	86	692
6 Chris McNealy	1981-83	81	678
7 Wally Rank	1977-80	102	662
8 Chris Oakes	2008-10	83	661
9 Kevin Logan	1990-93	106	608
10 Pat Hamm	1969-71	72	557

## ASSISTS

Name	Seasons	Games	Amount
1 Michael Dixon	1982-85	107	477
2 Ken Mickey	1974, 76-77	82	476
3 Mike Mendez	1978-81	108	469
4 Justin Graham	2008-10	87	367
5 Marmet Williams	1994-98	112	318
6 Ricky Berry	1986-88	84	266
7 Terry Cannon	1990-92	97	259
8 Tito Addison	1995-97	84	255
9 Rodney Scott	1987-89	71	247
10 R.J. Powell	1999-2000	54	206

## BLOCKED SHOTS (Since 1979)

Name	Seasons	Games	Amount
1 Gerald Thomas	1984, 86-88	113	127
2 Chris Oakes	2008-10	83	111
3 Menelik Barbary	2006-07	61	87
4 Chris McNealy	1981-83	81	81
5 Darnell Williams	2000-01	58	75
6 Lance Holloway	2004, 06-08	87	58
7 Kevin Logan	1990-93	106	58
8 Mike Brotherton	1991, 93-95	104	55
9 Marion Thurmond	2001-02	60	44
10 Daryl Scott	1990, 92-93	81	42

## STEALS (Since 1979)

Name	Seasons	Games	Amount
1 Justin Graham	2008-10	87	136
2 Tito Addison	1995-97	84	125
3 Mike Mendez	1979-81	86	114
4 Terry Cannon	1990-92, 94	97	113
5 Marmet Williams	1994-98	112	111
6 Chris McNealy	1981-83	81	109
7 Michael Dixon	1982-85	107	106
8 Ward Farris	1981, 84-86	83	93
9 Ricky Berry	1986-88	84	83
10 Reggie Owens	1985-87	86	81



Tito Addison



Michael Quinney



Marv Branstrom



Michael Dixon



Gerald Thomas



# 1,000-Point Club



## 1. RICKY BERRY (1986-88)

Season	G	FG-FGA	Pct.	3FG-FGA	Pct.	FT-FTA	Pct.	REB	Avg.	A	Avg.	Pts.	Avg.
1986	28	179-369	48.5	24-40	60.0	137-164	83.5	138	4.9	85	3.0	519	18.5
1987	27	190-412	46.1	32-78	41.0	134-165	81.2	121	4.5	68	2.5	546	20.2
1988	29	250-520	48.1	57-128	44.5	145-178	81.5	210	7.2	113	3.9	702	24.2
<b>Career</b>	<b>84</b>	<b>619-1301</b>	<b>47.6</b>	<b>113-246</b>	<b>45.9</b>	<b>416-507</b>	<b>82.1</b>	<b>469</b>	<b>5.6</b>	<b>266</b>	<b>3.2</b>	<b>1767</b>	<b>21.0</b>




## 2. STU INMAN (1947-50)

Season	G	FG-FGA	Pct.	FT-FTA	Pct.	REB	Avg.	A	Avg.	Pts.	Avg.
1947	28	64		43-86	50.0					171	6.1
1948	32	156		84-123	68.3					396	12.4
1949	35	213		95-150	63.3					521	14.9
1950	28	158-454	34.6	100-139	71.7					416	14.9
<b>Career</b>	<b>123</b>	<b>591-1536</b>	<b>38.5</b>	<b>322-498</b>	<b>64.7</b>					<b>1504</b>	<b>12.2</b>



## 3. WALLY RANK (1977-80)

Season	G	FG-FGA	Pct.	FT-FTA	Pct.	REB	Avg.	A	Avg.	Pts.	Avg.
1977	24	92-223	41.3	43-74	58.1	120	5.0	30	1.3	227	9.5
1978	24	147-301	48.8	59-97	60.8	177	7.4	17	0.7	353	14.7
1979	25	144-322	44.7	89-110	80.9	162	6.5	29	1.2	377	15.1
1980	29	179-361	49.5	117-169	69.2	203	7.0	53	1.8	475	16.3
<b>Career</b>	<b>102</b>	<b>562-1207</b>	<b>46.5</b>	<b>308-450</b>	<b>68.4</b>	<b>662</b>	<b>6.5</b>	<b>129</b>	<b>1.3</b>	<b>1432</b>	<b>14.0</b>



## 4. CHRIS McNEALY (1981-83)

Season	G	FG-FGA	Pct.	3FG-FGA	Pct.	FT-FTA	Pct.	REB	Avg.	A	Avg.	Pts.	Avg.
1981	30	149-296	50.3			50-84	59.5	193	6.4	96	3.2	348	11.6
1982	23	138-250	55.8			71-113	62.8	222	9.6	35	1.5	347	15.1
1983	28	217-368	58.9	2-5	40.0	105-157	66.9	263	9.4	72	2.6	541	19.3
<b>Career</b>	<b>81</b>	<b>504-914</b>	<b>55.1</b>	<b>2-5</b>	<b>40.0</b>	<b>226-354</b>	<b>63.8</b>	<b>678</b>	<b>8.4</b>	<b>203</b>	<b>2.5</b>	<b>1236</b>	<b>15.3</b>



## 5. COBY DIETRICK (1968-70)

Season	G	FG-FGA	Pct.	FT-FTA	Pct.	REB	Avg.	A	Avg.	Pts.	Avg.
1968	25	149-357	41.7	65-99	65.7	265	10.6			363	14.5
1969	24	141-322	43.4	86-129	66.6	229	9.5			368	15.3
1970	23	175-375	46.7	92-136	67.6	265	11.5			442	19.2
<b>Career</b>	<b>72</b>	<b>465-1054</b>	<b>44.1</b>	<b>243-364</b>	<b>66.7</b>	<b>759</b>	<b>10.5</b>			<b>1173</b>	<b>16.3</b>



## 6. TERRY CANNON (1990-94)

Season	G	FG-FGA	Pct.	3FG-FGA	Pct.	FT-FTA	Pct.	REB	Avg.	A	Avg.	Pts.	Avg.
1990	26	65-152	42.8	9-33	27.3	37-49	75.5	49	1.9	73	2.8	176	6.8
1991	27	127-265	47.9	36-83	43.4	49-63	77.8	76	2.8	82	3.0	339	12.6
1992	17	75-216	34.7	22-85	25.9	51-62	82.3	52	3.1	45	2.6	221	13.0
1993		Redshirt											
1994	27	147-301	48.8	37-103	35.9	72-107	67.3	78	2.9	59	2.2	403	14.9
<b>Career</b>	<b>97</b>	<b>414-934</b>	<b>44.3</b>	<b>114-384</b>	<b>37.5</b>	<b>209-281</b>	<b>74.4</b>	<b>255</b>	<b>2.6</b>	<b>259</b>	<b>2.7</b>	<b>1139</b>	<b>11.7</b>

# 1,000 Point Club




## 7. JOHNNIE SKINNER (1971-73)

Season	G	FG-FGA	Pct.	FT-FTA	Pct.	REB	Avg.	A	Avg.	Pts.	Avg.
1971	25	197-514	38.3	72-115	62.6	101	4.0			466	18.6
1972	23	111-251	40.2	34-48	70.8	61	2.6			256	11.1
1973	25	173-377	45.9	68-82	82.4	90	3.6			414	16.6
<b>Career</b>	<b>73</b>	<b>481-1142</b>	<b>42.1</b>	<b>174-245</b>	<b>71.0</b>	<b>252</b>	<b>3.5</b>			<b>1136</b>	<b>15.6</b>



## 8. KEN MICKEY (1974, 76-77)

Season	G	FG-FGA	Pct.	FT-FTA	Pct.	REB	Avg.	A	Avg.	Pts.	Avg.
1974	26	135-297	45.4	78-109	71.5	91	3.5	128	4.1	348	13.3
1976	27	134-255	52.5	77-100	77.0	90	3.3	145	5.3	347	12.9
1977	29	158-313	50.5	114-148	77.0	112	3.9	203	7.0	430	14.8
<b>Career</b>	<b>82</b>	<b>427-865</b>	<b>49.4</b>	<b>271-357</b>	<b>75.9</b>	<b>293</b>	<b>3.6</b>	<b>476</b>	<b>5.7</b>	<b>1125</b>	<b>13.7</b>




## 9. SID WILLIAMS (1978-81)

Season	G	FG-FGA	Pct.	FT-FTA	Pct.	REB	Avg.	A	Avg.	Pts.	Avg.
1978	27	92-197	46.7	38-60	63.3	115	4.3	17	0.6	212	7.9
1979	26	123-263	46.8	18-29	62.1	90	3.5	30	1.2	264	10.2
1980	28	72-164	43.9	11-19	57.8	89	3.1	23	0.8	155	5.5
1981	30	198-334	59.3	58-92	63.0	216	7.2	32	1.1	454	15.1
<b>Career</b>	<b>111</b>	<b>485-958</b>	<b>50.6</b>	<b>125-200</b>	<b>62.5</b>	<b>510</b>	<b>4.6</b>	<b>102</b>	<b>0.9</b>	<b>1095</b>	<b>9.9</b>



## 10. S.T. SAFFOLD (1964-66)

Season	G	FG-FGA	Pct.	FT-FTA	Pct.	REB	Avg.	A	Avg.	Pts.	Avg.
1964	24	106-248	42.7	42-70	60.0	226	9.4			254	10.6
1965	24	153-353	43.3	72-93	77.4	226	9.4			378	15.6
1966	24	162-369	43.8	94-132	71.3	253	10.6			418	17.4
<b>Career</b>	<b>72</b>	<b>421-970</b>	<b>43.4</b>	<b>208-295</b>	<b>70.5</b>	<b>705</b>	<b>9.8</b>			<b>1050</b>	<b>14.6</b>



## 10. OLIVIER SAINT-JEAN (1996-97)

Season	G	FG-FGA	Pct.	3FG-FGA	Pct.	FT-FTA	Pct.	REB	Avg.	A	Avg.	Pts.	Avg.
1996	25	148-332	44.6	18-65	27.7	117-158	74.1	157	6.3	64	2.6	431	17.2
1997	26	225-457	49.2	26-71	36.6	143-196	73.0	229	8.8	28	1.1	619	23.8
<b>Career</b>	<b>51</b>	<b>373-789</b>	<b>47.3</b>	<b>44-136</b>	<b>32.4</b>	<b>260-354</b>	<b>73.4</b>	<b>386</b>	<b>7.6</b>	<b>92</b>	<b>1.8</b>	<b>1050</b>	<b>20.6</b>



## 12. CARROLL WILLIAMS (1953-55)

Season	G	FG-FGA	Pct.	FT-FTA	Pct.	REB	Avg.	A	Avg.	Pts.	Avg.
1953	26	59-174	33.9	76-113	67.3	119	4.6			194	7.5
1954	27	138-337	40.9	184-225	81.8	104	3.9			460	17.0
1955	25	107-245	43.7	181-214	84.6	105	4.2			395	15.8
<b>Career</b>	<b>75</b>	<b>304-756</b>	<b>40.2</b>	<b>441-552</b>	<b>79.9</b>	<b>328</b>	<b>4.4</b>			<b>1049</b>	<b>13.9</b>



## 13. ADRIAN OLIVER (2009-present)

Season	G	FG-FGA	Pct.	3FG-FGA	Pct.	FT-FTA	Pct.	REB	Avg.	A	Avg.	Pts.	Avg.
2009	18	109-252	43.3	17-65	26.2	73-97	75.3	41	2.3	39	2.4	308	17.1
2010	31	230-526	43.7	51-125	40.8	188-212	88.7	164	5.3	89	2.9	699	22.5
<b>Career</b>	<b>49</b>	<b>339-778</b>	<b>47.3</b>	<b>68-190</b>	<b>35.8</b>	<b>261-309</b>	<b>84.5</b>	<b>205</b>	<b>4.2</b>	<b>128</b>	<b>2.6</b>	<b>1007</b>	<b>20.6</b>



# Season Leaders

## TOTAL POINTS

Name	Season	Games	FG	3FG	FT	Points
1 Ricky Berry	1988	29	250	57	145	702
2 Adrian Oliver	2010	31	230	51	188	699
3 Olivier Saint-Jean	1997	26	225	26	143	619
4 Marquin Chandler	2005	29	221	36	91	569
5 Ricky Berry	1987	27	190	32	134	546
6 Chris McNealy	1983	28	217	2	105	541
7 Stu Inman	1949	35	213		95	521
8 Ricky Berry	1986	28	179	24	137	519
9 Wally Rank	1980	29	179		117	475
10 Johnnie Skinner	1971	25	197		72	466

## FIELD GOALS MADE

Name	Season	Games	Att.	3FG-FGA	Made
1 Ricky Berry	1988	29	520	57-128	250
2 Adrian Oliver	2010	31	526	51-125	230
3 Olivier Saint-Jean	1997	26	457	26-71	225
4 Marquin Chandler	2005	29	469	36-104	221
5 Chris McNealy	1983	28	368	2-5	217
6 Stu Inman	1949	35	—		213
7 Sid Williams	1981	30	334		198
8 Johnnie Skinner	1971	25	514		197
9 Ricky Berry	1987	28	412	32-78	190
10 Steve Schlink	1967	24	417		181

## FIELD GOALS ATTEMPTED

Name	Season	Games	Made	3FG-FGA	Att.
1 Adrian Oliver	2010	31	230	51-125	526
2 Ricky Berry	1988	29	250	57-128	520
3 Johnnie Skinner	1971	25	197		514
4 Marquin Chandler	2005	29	221	36-104	469
5 Dean Giles	1951	30	159		468
6 Olivier Saint-Jean	1997	26	225	26-71	457
7 Stu Inman	1950	28	158		454
8 Steve Schlink	1967	24	181		417
9 Ricky Berry	1987	27	190	32-78	412
10 George Clark	1952	23	122		400

## FIELD GOAL PERCENTAGE (minimum four made per game played)

Name	Season	Games	FG-FGA	3FG-FGA	Pct.
1 Mickey Jackson	1980	29	131-205		.639
2 Sid Williams	1981	30	193-334		.593
3 Chris McNealy	1983	28	217-368	2-5	.589
4 Sam Allen	1996	30	163-282	6-15	.578
5 Chris Oakes	2010	28	113-198		.571
6 Dick Groves	1968	20	81-142		.570
7 Earl Hogue	1975	28	118-205		.565
8 Pat Hamm	1970	24	98-174		.563
9 Stony Evans	1984	28	109-196		.556
10 Ron Fair	1976	27	168-304		.553

## 3-POINT FIELD GOALS MADE

Name	Season	Games	Attempts	Made
1 Robert Owens	2010	31	192	78
2 Billy Landram	2000	30	197	74
3 Tim Pierce	2008	32	202	69
4 Mac Peterson	2010	31	157	68
5 Brett Lilly	2004	29	159	65
6 Michael Quinney	1998	26	174	63
7 Steve Haney	1988	29	135	60
Michael Quinney	1999	28	162	60
9 Moises Alvarez	2002	32	175	58
10 Ricky Berry	1988	29	128	57

## 3-POINT FIELD GOALS ATTEMPTED

Name	Season	Games	Made	Attempts
1 Tim Pierce	2008	32	69	202
2 Billy Landram	2000	30	74	197
3 Robert Owens	2010	31	78	192
4 Moises Alvarez	2002	32	58	175
5 Michael Quinney	1998	26	63	174
6 Michael Quinney	1999	28	60	162
7 Brett Lilly	2004	29	65	159
8 Mac Peterson	2010	31	68	157
9 Brad Quinet	1995	27	47	149
10 Tito Addison	1996	30	45	143

## 3-POINT FIELD GOAL PERCENTAGE (minimum one made per game played)

Name	Season	Games	3FG	3FGA	Pct.
1 Ricky Berry	1988	29	57	128	.445
2 Steve Haney	1988	29	60	135	.444
3 Moises Alvarez	2003	19	23	52	.442
4 Steve Haney	1989	16	43	98	.439
5 Terry Cannon	1991	27	36	83	.434
6 Mac Peterson	2010	31	68	157	.433
7 Andre Brooks	1990	24	33	77	.429
8 Mike Wasserburger	1991	22	35	82	.427
9 Mike Garrett	2001	25	44	107	.411
10 Ricky Berry	1987	27	32	78	.410

## FREE THROWS MADE

Name	Season	Games	Attempts	Made
1 Adrian Oliver	2010	31	212	188
2 Carroll Williams	1954	27	225	184
3 Carroll Williams	1955	25	214	181
4 Ricky Berry	1988	29	178	145
5 Olivier Saint-Jean	1997	26	196	143
6 Brandon Hawkins	2002	23	180	142
7 Ricky Berry	1986	27	164	137
8 Ricky Berry	1987	28	165	134
9 George Puou	1987	30	162	128
10 Olivier Saint-Jean	1996	25	158	117
Wally Rank	1980	29	169	117

# Season Leaders



## FREE THROWS ATTEMPTED

Name	Season	Games	Made	Attempts
1 Carroll Williams	1954	27	184	225
2 Carroll Williams	1955	25	181	214
3 Adrian Oliver	2010	31	188	212
4 Olivier Saint Jean	1997	26	143	196
5 Brandon Hawkins	2002	23	142	180
6 Ricky Berry	1988	29	145	178
7 Fred Niemann	1953	26	113	170
8 Wally Rank	1979	29	117	169
9 Ricky Berry	1987	27	134	165
Eddie Diaz	1958	26	114	165

## FREE THROW PERCENTAGE (minimum two made per game played)

Name	Season	Games	FT	FTA	Pct.
1 Adrian Oliver	2010	31	188	212	.887
2 Doug Murrey	1980	28	66	78	.8461
Mike Garret	2001	25	55	65	.8461
4 Carroll Williams	1955	25	181	214	.8457
5 Ricky Berry	1986	28	137	164	.835
6 Johnnie Skinner	1973	25	68	82	.829
7 Terry Cannon	1992	17	51	62	.823
8 Carroll Williams	1954	27	184	225	.818
9 Doug Murrey	1981	30	94	115	.817
10 Tracy Haynes	1977	29	58	71	.817

## REBOUNDS

Name	Season	Games	Amount
1 George Clark	1952	23	376
2 Marv Branstrom	1957	25	370
3 Darnell Hillman	1969	23	327
4 George Clark	1951	30	289
5 Fred Niemann	1953	26	286
6 Marv Branstrom	1958	25	271
7 Coby Dietrick	1970	23	265
Coby Dietrick	1968	25	265
9 Chris McNealy	1983	28	263
10 Darnell Williams	2000	30	259
Duane Baptiste	1952	25	259

## ASSISTS

Name	Season	Games	Amount
1 Ken Mickey	1977	29	203
2 Mike Mendez	1979	27	162
3 Michael Dixon	1984	28	155
4 Justin Graham	2010	31	149
5 Ken Mickey	1976	27	145
6 Mike Mendez	1981	30	143
7 Justin Graham	2009	30	142
8 Michael Dixon	1983	29	138
9 Ken Mickey	1974	26	128
10 Michael Dixon	1985	28	120
Grover Brown	1979	26	120

## BLOCKED SHOTS (Since 1979)

Name	Season	Games	Amount
1 Gerald Thomas	1988	29	62
2 Menelik Barbary	2007	30	49
3 Chris Oakes	2010	31	44
4 Darnell Williams	2000	30	43
5 Chris Oakes	2009	30	40
6 Menelik Barbary	2006	31	38
7 Chris McNealy	1983	28	34
8 Darnell Williams	2001	28	32
9 Marion Thurmond	2002	32	31
10 Michael St. Julien	1991	24	28
Sam Allen	1996	30	28

## STEALS (Since 1979)

Name	Season	Games	Amount
1 Justin Graham	2009	30	51
2 Mike Mendez	1981	30	47
3 DaShawn Wright	2008	32	46
Tito Addison	1996	30	46
5 Justin Graham	2010	31	45
Antonio Lawrence	2003	23	45
7 Chris McNealy	1981	30	44
8 Chris McNealy	1983	28	43
Wally Rank	1980	29	43
10 Ward Farris	1986	27	42
Reggie Owens	1986	27	42
Roy Hammonds	1996	30	42



George Clark




Billy Landram



Mickey Jackson



Mike Mendez



Doug Murrey



# Scoring, Rebounding, Assists Leaders

## SCORING

Year	Player	Total	Avg.
2010	Adrian Oliver	699	22.5
2009	Adrian Oliver	308	17.1
	C.J. Webster	337	12.0
2008	C.J. Webster	363	11.3
2007	Carlton Spencer	286	14.3
	Menelik Barbary	367	12.2
2006	Demetrius Brown	362	13.9
	Alex Elam	383	12.8
2005	Marquin Chandler	569	19.6
2004	Eric Walton	331	11.8
2003	Brandon Hawkins	352	13.0
2002	Brandon Hawkins	368	16.0
2001	Cory Powell	380	13.6
2000	Cory Powell	217	12.8
	Billy Landram	382	12.7
1999	Terrance Richmond	342	12.2
1998	Michael Quinney	410	15.8
1997	Olivier Saint-Jean	619	23.8
1996	Olivier Saint-Jean	431	17.2
1995	Brad Quinet	350	13.0
1994	Terry Cannon	403	14.9
1993	Daryl Scott	365	14.6
1992	Terry Cannon	221	13.0
	Jason Allen	249	9.6
1991	Terry Cannon	339	12.6
1990	Kenne Young	370	14.2
1989	Steve Haney	269	16.8
1988	Ricky Berry	702	24.2
1987	Ricky Berry	546	20.2
1986	Ricky Berry	521	18.6
1985	Matt Fleming	349	13.4
	Ward Farris	370	12.8
1984	Stony Evans	276	9.9
1983	Chris McNealy	541	19.3
1982	Chris McNealy	347	15.1
1981	Sid Williams	454	15.1
1980	Wally Rank	475	16.3
1979	Wally Rank	377	15.1
1978	Wally Rank	353	14.7
1977	Ken Mickey	430	14.8
1976	Ron Fair	412	15.3
1975	Pete Miller	405	14.0
1974	Ken Mickey	348	13.3
1973	Johnnie Skinner	414	16.6
1972	Don Strong	348	13.4
1971	Johnnie Skinner	466	18.6
1970	Coby Dietrick	442	19.2
1969	Darnell Hillman	353	15.3
1968	Coby Dietrick	363	14.5
1967	Steve Schlink	419	17.5
1966	S.T. Saffold	418	17.4
1965	S.T. Saffold	378	15.6
1964	S.T. Saffold	254	10.6
1963	Dennis Bates	296	12.3
1962	Dennis Bates	235	9.8
1961	Joe Braun	265	10.6
1960	Dennis Marc	266	10.6
	Vic Corl	264	11.5
1959	Ned Fitzgerald	297	12.3

1958	Eddie Diaz	354	13.6
1957	Eddie Diaz	392	15.7
1956	Tom Crane	290	11.6
1955	Carroll Williams	395	15.8
1954	Carroll Williams	460	17.0
1953	Lee Jensen	314	12.6
1952	George Clark	313	13.6
1951	Dean Giles	387	12.9
1950	Stu Inman	416	14.9

## REBOUNDING

Year	Player	Total	Avg.
2010	Chris Oakes	253	9.0
2009	Chris Oakes	227	7.6
2008	Chris Oakes	181	7.2
	C.J. Webster	219	6.8
2007	Menelik Barbary	194	6.5
2006	Demetrius Brown	151	5.8
2005	Marquin Chandler	248	8.6
2004	Eric Walton	182	6.5
2003	Antonio Lawrence	143	6.2
2002	Marion Thurmond	238	7.4
2001	Darnell Williams	204	7.3
2000	Darnell Williams	259	8.6
1999	Will Trawick	229	8.2
1998	Marmet Williams	179	6.9
1997	Olivier Saint-Jean	229	8.8
1996	Roy Hammonds	188	6.3
	Olivier Saint-Jean	157	6.3
1995	Darren Greene	137	5.1
1994	Mike Brotherton	141	5.2
1993	Daryl Scott	160	6.4
1992	Kevin Logan	157	6.0
1991	Michael St. Julien	166	6.9
1990	Kenne Young	188	7.4
1989	Tony Farmer	81	5.1
1988	Dietrich Waters	243	8.4
1987	Reggie Owens	223	7.4
1986	Reggie Owens	234	8.7
1985	Reggie Owens	235	8.1
1984	Stony Evans	176	6.3
1983	Chris McNealy	263	9.4
1982	Chris McNealy	222	9.6
1981	Sid Williams	216	7.2
1980	Wally Rank	203	7.0
1979	Mickey Jackson	224	8.3
1978	Wally Rank	177	7.4
1977	Stan Hill	151	6.3
1976	Ron Fair	205	7.6
1975	Earl Hogue	212	7.6
1974	Ron Fair	162	6.2
1973	Dave Dockery	159	6.4
1972	Dave Dockery	204	8.2
1971	Pat Hamm	225	9.0
1970	Coby Dietrick	265	11.5
1969	Darnell Hillman	327	14.2
1968	Coby Dietrick	265	10.6
1967	Steve Schlink	199	8.3
1966	S.T. Saffold	253	10.6
1965	S.T. Saffold	226	9.4
1964	S.T. Saffold	226	9.4

1963	Dennis Bates	152	6.3
1962	Dennis Bates	235	9.8
1961	Joe Braun	176	10.6
1960	Dennis Marc	190	7.6
1959	Arney Lundquist	222	9.2
1958	Marv Branstrom	271	10.8
1957	Marv Branstrom	370	14.8
1956	Marv Branstrom	223	9.0
1955	Bud Hjelm	218	8.7
1954	Don Fausset	237	8.8
1953	Fred Niemann	286	11.0
1952	George Clark	376	16.3
1951	George Clark	289	9.6

## ASSISTS

Year	Player	Total	Avg.
2010	Justin Graham	149	4.9
2009	Justin Graham	142	4.7
2008	Justin Graham	76	2.9
2007	Jamon Hill	79	2.6
	Carlton Spencer	69	3.4
2006	Carlton Spencer	93	3.0
2005	Alex Elam	90	3.1
2004	Bim Okunrinboye	82	2.8
2003	Brandon Hawkins	76	2.7
2002	Brandon Hawkins	99	4.3
2001	Darnell Williams	64	2.3
2000	R.J. Powell	110	3.8
1999	Michael Quinney	108	3.9
1998	Marmet Williams	118	4.5
1997	Tito Addison	84	3.1
1996	Tito Addison	117	3.9
1995	Marmet Williams	70	2.6
1994	Lossie Mitchel	65	2.4
1993	Javier Zavala	72	3.0
1992	Trevor Pope	49	2.0
	Terry Cannon	45	2.6
1991	Charles Terrell	101	3.9
1990	Terry Cannon	73	2.8
1989	Rodney Scott	74	4.6
1988	Ricky Berry	113	3.9
1987	Reggie Owens	73	2.4
	Ricky Berry	68	2.5
1986	Ward Farris	89	3.3
1985	Michael Dixon	120	4.3
1984	Michael Dixon	155	5.5
1983	Michael Dixon	138	4.8
1982	Mike Moore	77	2.9
1981	Mike Mendez	143	4.8
1980	Mike Mendez	117	4.0
1979	Mike Mendez	162	6.0
1978	Frank Johnson	92	3.7
	Phil Davis	91	3.8
1977	Ken Mickey	203	7.0
1976	Ken Mickey	145	5.4
1975	Pete Miller	113	3.9
1974	Ken Mickey	128	4.9
1973	Eric Saulny	88	3.5
1972	Don Strong	68	2.7



# Single-Game Bests



## Scoring

Name	Opponent	Date	Points
1 Wally Rank	Sacramento State	Jan. 3, 1980	40
2 Adrian Oliver	Louisiana Tech	Jan. 21, 2010	39
3 Adrian Oliver	Boise State	Feb. 7, 2009	37
Olivier Saint-Jean	Air Force	Feb. 13, 1997	37
Stan Hill	Sacramento State	Jan. 5, 1978	37
6 Ricky Berry	Pacific	Mar. 9, 1988	36
Coby Dietrick	San Diego State	Feb. 14, 1970	36
8 Adrian Oliver	Nevada	Feb. 25, 2010	35
Adrian Oliver	Seattle U.	Feb. 22, 2010	35
Olivier Saint-Jean	Wyoming	Feb. 22, 1997	35
Johnnie Skinner	Cal State-Los Angeles	Mar. 3, 1973	35
12 Brandon Hawkins	Nevada	Dec. 27, 2001	34
Brad Quinet	Cal State Fullerton	Feb. 18, 1995	34
Ricky Berry	New Mexico State	Feb. 27, 1986	34
Chris McNealy	Loyola Marymount	Dec. 22, 1982	34
16 Adrian Oliver	Hawai'i	Jan. 28, 2010	33
Adrian Oliver	Boise State	Jan. 14, 2010	33
Marquin Chandler	Rice	Jan. 29, 2005	33
Billy Landram	South Florida	Dec. 22, 1999	33
Olivier Saint-Jean	Colorado State	Jan. 25, 1997	33
Johnnie Skinner	Purdue	Dec. 21, 1971	33
22 Adrian Oliver	Washington	Nov. 20, 2009	32
Marquin Chandler	Hawai'i	Feb. 5, 2005	32
Olivier Saint-Jean	San Diego State	Feb. 1, 1997	32
Ricky Berry	Utah State	Feb. 28, 1988	32
Ricky Berry	Missouri	Dec. 28, 1988	32
Ricky Berry	UNLV	Jan. 4, 1986	32
Sid Williams	Long Beach State	Feb. 12, 1981	32
Wally Rank	California	Dec. 22, 1977	32
Stu Inman	Cal Poly-San Luis Obispo	Feb.18, 1949	32
Don McCaslin	San Francisco State	1945	32
32 Adrian Oliver	UC Irvine	Dec. 18, 2009	31
Adrian Oliver	San Francisco	Dec. 22, 2008	31
Terrance Richmond	Montana	Dec. 5, 1998	31
Michael Quinney	TCU	Feb. 7, 1998	31
Olivier Saint-Jean	Wyoming	Jan. 23, 1997	31
Roy Hammonds	Pepperdine	Dec. 23, 1996	31
Ricky Berry	UC Irvine	Jan. 16, 1988	31
Ricky Berry	UC Santa Barbara	Jan. 22, 1987	31
Ricky Berry	New Mexico State	Feb. 6, 1986	31
Wally Rank	Humboldt State	Jan. 3, 1979	31
Bill Clegg	Pepperdine	Jan. 14, 1967	31
43 Adrian Oliver	Cal State Bakersfield	Dec. 9, 2009	30
Brandon Hawkins	Mount Saint Mary's	Dec. 22, 2001	30
Darnell Williams	SMU	Feb. 18, 2001	30
Olivier Saint-Jean	Tulsa	Feb. 10, 1997	30
Sam Allen	Cal State Fullerton	Mar. 3, 1996	30
Olivier Saint-Jean	UC Irvine	Feb. 29, 1996	30
Olivier Saint-Jean	Utah State	Feb. 8, 1996	30
Ricky Berry	Washington State	Dec. 21, 1985	30
Chris McNealy	Pacific	Jan. 6, 1983	30
Ron Fair	Portland State	Dec. 22, 1975	30
Ken Mickey	Santa Clara	Jan. 5, 1974	30
Coby Dietrick	Cal State Hayward	Dec. 6, 1967	30
S.T. Saffold	Saint Mary's	Mar. 5, 1966	30
Carroll Williams	Loyola (Calif.)	Jan. 22, 1955	30

## Number of Games Scoring

### 30 or More Points

1. Adrian Oliver	10
2. Ricky Berry	9
3. Olivier Saint-Jean	8
4. Wally Rank	3
5. Marquin Chandler	2
Coby Dietrick	2
Brandon Hawkins	2
Chris McNealy	2
Johnnie Skinner	2
10. Sam Allen	1
Bill Clegg	1
Ron Fair	1
Roy Hammonds	1
Stan Hill	1
Stu Inman	1
Billy Landram	1
Don McCaslin	1
Ken Mickey	1
Brad Quinet	1
Michael Quinney	1
Terrance Richmond	1
S.T. Saffold	1
Carroll Williams	1
Darnell Williams	1
Sid Williams	1

## NCAA Statistical Leaders (Since 1981)

### Individual Categories

Year	Player	Category	Avg.	Rank
1981	Sid Williams	FG Pct.	59.3	30th
1987	Ricky Berry	Pts./game	20.2	67th
1988	Ricky Berry	Pts./game	24.2	15th
1988	Gerald Thomas	Blk./game	2.1	28th
1996	Sam Allen	FG Pct.	57.8	23rd
1997	Olivier Saint-Jean	Pts./game	23.8	7th
2010	Adrian Oliver	Pts./game	22.5	4th
	Adrian Oliver	FT Pct.	88.7	14th
	Robert Owens	3-pt FG Pct.	40.8	25th
	Chris Oakes	Reb./game	9.0	47th

### Team Categories

Year	Category	Average	Rank
1981	Points Allowed	56.6	5th
	Field Goal Defense	44.5	30th
1982	Points Allowed	56.1	14th
1985	Field Goal Defense	43.1	16th
	Rebound Margin	+4.6	29th
1986	Points Allowed	60.7	16th
1987	Field Goal Defense	42.7	16th
1988	Field Goal Defense	43.4	25th
2000	Points Allowed	59.7	10th
	Field Goal Defense	39.6	30th
2001	Points Allowed	63.5	27th
	Rebound Margin	+6.0	17th
2010	3-pt. Field Goal Pct.	39.7	13th
	Free Throw Pct.	72.8	50th



# Single-Game Bests

## Rebounding

Name	Opponent	Date	Rebounds
1 Marv Branstrom	Arizona State	Dec. 4, 1956	28
2 George Clark	Oregon	Jan. 3, 1952	27
3 Darnell Hillman	Nevada-Reno	Dec. 9, 1968	23
4 Chris McNealy	Utah	Dec. 7, 1982	22
Coby Dietrick	Pepperdine	Mar. 2, 1968	22
Marv Branstrom	Arizona State	Dec. 28, 1957	22
7 Coby Dietrick	Idaho State	Dec. 27, 1969	21
Darnell Hillman	Connecticut	Dec. 28, 1968	21
Fred Niemann	St. Mary's (Calif.)	Jan. 20, 1953	21
10 Pat Hamm	Fresno State	Feb. 20, 1970	20

## Assists (Since 1976)

Name	Opponent	Date	Assists
1 Ken Mickey	Illinois State	Jan. 12, 1977	17
2 Justin Graham	Northern Colorado	Dec. 20, 2008	13
Ricky Berry	Idaho	Dec. 28, 1985	13
4 Tito Addison	Nevada	Feb. 10, 1996	12
Mike Mendez	UC Santa Barbara	Feb. 19, 1981	12
Mike Mendez	UC Santa Barbara	Jan. 18, 1979	12
Ken Mickey	Cal State Fullerton	Feb. 26, 1977	12
Ken Mickey	Long Beach State	Feb. 5, 1977	12
Ken Mickey	Pacific	Feb. 28, 1976	12
10 Marmet Williams	San Diego State	Jan. 29, 1998	11
Michael Dixon	Long Beach State	Jan. 23, 1984	11
Michael Dixon	UC Santa Barbara	Jan. 22, 1983	11
Mike Mendez	Stanford	Nov. 27, 1978	11
Ken Mickey	Long Beach State	Mar. 6, 1977	11
Ken Mickey	Illinois	Dec. 8, 1976	11
16 Julian Richardson	Long Beach State	Dec. 5, 2005	10
Alex Elam	Rice	Jan. 29, 2005	10
Brandon Hawkins	UTEP	Jan. 31, 2002	10
Brandon Hawkins	Notre Dame De Namur	Dec. 18, 2001	10
R.J. Powell	BYU	Feb. 20, 1999	10
Charles Terrell	UNLV	Jan. 31, 1991	10
Tom Desiano	Fresno State	Mar. 8, 1989	10
Ontario Johnson	UC Irvine	Jan. 2, 1986	10
Michael Dixon	Fresno State	Mar. 2, 1985	10
Michael Dixon	Pacific	Feb. 3, 1985	10
Michael Dixon	Pacific	Jan. 6, 1983	10
Mike Moore	U.S. International	Jan. 8, 1982	10
Mike Mendez	Pacific	Feb. 28, 1979	10
Mike Mendez	UC Santa Barbara	Feb. 15, 1979	10
Grover Brown	Long Beach State	Jan. 20, 1979	10
Ken Mickey	San Diego State	Mar. 5, 1977	10
Ken Mickey	UC Santa Barbara	Mar. 2, 1977	10
Pete Miller	DePaul	Dec. 19, 1974	10

## Number of Games 20 or More Rebounds

1. Marv Branstrom	2
Coby Dietrick	2
Darnell Hillman	2
George Clark	1
Pat Hamm	1
Chris McNealy	1
Fred Niemann	1




Marv Branstrom

## Number of Games 10 or More Assists

1. Ken Mickey	8
2. Michael Dixon	5
Mike Mendez	5
4. Brandon Hawkins	2
5. Tito Addison	1
Ricky Berry	1
Grover Brown	1
Tom Desiano	1
Alex Elam	1
Justin Graham	1
Ontario Johnson	1
Pete Miller	1
Mike Moore	1
R.J. Powell	1
Julian Richardson	1
Charles Terrell	1
Marmet Williams	1



Ken Mickey



Coby Dietrick



Darnell Hillman



Michael Dixon



Mike Mendez



Brandon Hawkins



# Honors, Scores & More

*San Jose State All-America guard Carroll Williams races past Santa Clara All-America forward Kenny Sears for a lay-up in a 1955 win at the sold out San Jose Civic Auditorium.*



# Letterwinners

## -A-

Abbott, Bill, F - (1952, 53)  
 Adamson, Jan, C/F - (1971, 72, 73)  
 Adcock, Clifton - (1929)  
 Addison, Tito, G - (1995, 96, 97)  
 Adkins, Doug, G - (1973)  
 Albaugh, Glen, F - (52)  
 Allen, Art, C - (48)  
 Allen, Jason, F - (1991, 92, 93, 94)  
 Allen, John, G - (1939, 40, 41)  
 Allen, Sam, F - (1996)  
 Alvarez, Moises, G - (2002, 03)  
 Anderson, Ed, G - (1949)  
 Anderson, Webb, F - (1943)  
 Anderson, William - (1939)  
 Andrade, Rudy, F - (1940)  
 Andreas, Al, G - (1959, 1961)  
 Arnerich, Frank, G - (1939)  
 Arnerich, Lawrence - (1934, 35, 36)  
 Arrendondo, Angelo - (1945)  
 Ashmore, Bill, C/F - (1977)  
 Avina, Jack, G - (1951, 52)

## -B-

Bachman, Milton - (1940)  
 Bacon, Jahi, G - (1995, 96)  
 Badger, Milo - (1945)  
 Baker, Kweli, F - (1995)  
 Baptiste, Duane, F - (1951, 52)  
 Barbary, Menelik, C - (2006, 07)  
 Barnes, Vance, G - (1960, 61, 62)  
 Barrett, Pat, G - (1975)  
 Bates, Dennis, F - (1961, 62, 63)  
 Batiste, Troy, G - (1990)  
 Beachman, Milt - (1940)  
 Belden, John, F - (1950)  
 Bendeich, Charles, C - (1939)  
 Berry, Bob, G - (1939)  
 Berry, Ricky, G/F - (1986, 87, 88)  
 Berta, Steve, F - (1969)  
 Beutler, Bruce, C - (1965)  
 Biddle, David - (1934, 1935)  
 Biglen, Jack, G - (1953)  
 Black, Dennis, G - (1975)  
 Black, Gary, F/G - (2002)  
 Bloom, Eric, G - (2005)  
 Blunt, Kevin, C - (2000)  
 Boe, Brent, F - (1998)  
 Boggs, Guin, G - (1963, 66)  
 Bondanza, Bob, G - (1954, 55)  
 Borg, Paul - (1942)  
 Borhesani, Bob, C - (1955, 56)  
 Bostock, Norm, G - (1960, 61)

Bowland, Kevin, G - (1982, 83)  
 Bowman, Cecil - (1936)  
 Boyle, John, F - (1939)  
 Boysen, Don, F - (1941, 42)  
 Brady, Dick, F - (1952, 53, 54)  
 Brady, Pete, F - (1956)  
 Branstrom, Marv, C - (1956, 57, 58)  
 Braun, Joe, C - (1961, 62)  
 Brennan, Jim, G - (1966)  
 Breuer, Cas - (1943)  
 Brooks, Andre, G - (1990, 91)  
 Brotherton, Mike, F/C - (1991, 93, 94, 95)  
 Brown, Demetrius, F - (2004, 06)  
 Brown, Grover, G - (1979)  
 Brown, Jonathan, G - (1982)  
 Brunber, Bill, G - (1954)  
 Buggs, Kevin, G - (2007)  
 Burgos, Buster, G - (1954)  
 Burriesci, Sal, G - (1953)  
 Byrd, David, G - (1980, 81)

## -C-

Caballero, Oliver, C - (2008)  
 Caccitti, Remo - (1934, 1935)  
 Calvert, Phil, G - (2002, 04)  
 Campbell-Hall, LaRon, G - (1996)  
 Cancellia, Pete, G - (1939)  
 Cannon, Terry, G - (1990, 91, 92, 94)  
 Carlisle, Phil, F/C - (1974)  
 Carmichael, John, C - (1965)  
 Carpenter, Arthur - (1937, 38)  
 Carpenter, Craig, G - (1962, 63)  
 Carpenter, Rick, G - (1966, 67)  
 Carroll, Frank - (1937, 38)  
 Carruth, Hal, F - (1939, 40, 41)  
 Carter, Stu, F - (1940, 41, 42)  
 Cartwright, Ernie - (1945)  
 Cassell, Bruce, G - (1961)  
 Chandler, Marquin, F - (2004, 05)  
 Chapman, Bob, F - (1959, 60)  
 Chrisco, Bob, F - (1955, 56)  
 Christiansen, Bob, G - (1967)  
 Citta, Gene, G - (1962, 63)  
 Clark, Craig, C - (1997)  
 Clark, Elwood - (1942, 43)  
 Clark, George, C - (1950, 51, 52)  
 Clayton, Tom, F - (1973)  
 Clayton, Thomas, G - (1992)  
 Clegg, Bill, F - (1965, 66, 67)  
 Coleman, Carl - (1930)  
 Collins, Ben, G - (2000)  
 Columbo, Angelo - (1942, 43)  
 Concannon, Bart - (1933, 34, 35)

Copeland, Gavin, G/F - (1993)  
 Corl, Vic, G - (1960, 1961)  
 Countryman, Norman - (1931, 32, 33)  
 Cozad, Jared, G - (2006)  
 Craig, Elmer, G - (1951, 1952)  
 Crampton, Chuck, F - (1949, 50, 51)  
 Crane, Tom, G - (1954, 55, 56)  
 Crawford, William - (1935, 36, 37)  
 Crowe, Robert, F - (1949, 50, 51)  
 Crowley, Bill, F - (1941)  
 Crump, Philip, G - (1991)  
 Cruze, Jim, F - (47, 48, 49)

## -D-

Dahl, Rolf, F - (1962)  
 Dalbey, Art, C - (1960)  
 Daniels, Dwain, G - (1987, 88, 89, 90)  
 Darnell, Rick, C - (1975)  
 Davis, Phil, G - (1977, 78)  
 Davis, Ryan, G - (2002)  
 De La Nuez, Alfonso, G - (1992)  
 Deming, Lee, F - (1951, 52)  
 Denevi, Pete, G - (1948)  
 Denzer, Clarence, C - (1966)  
 Denzer, Dee, C - (1967)  
 DeSelle, Melvin - (1934, 35, 36, 37)  
 DeShong, Lee, F - (1968, 69)  
 Desiano, Tom, G - (1989, 90)  
 Diaz, Eddie, G - (1956, 57, 58)  
 Diedricksen, Roy, F - (1941, 42, 43)  
 Dietrick, Coby, F - (1968, 69, 70)  
 Dixon, Anthony, G/F - (2010)  
 Dixon, Michael, G - (1982, 83, 84, 85)  
 Dockery, Dave, F - (1970, 72, 73)  
 Dolin, Darrell, F - (1963)  
 Donnelly, Bill, G - (1941)  
 Downs, David - (1933, 34, 35, 36)  
 Drexel, Karl - (1935, 36)  
 Dunasky, Al, F - (1953)  
 Dunlap, Robert, C - (1990, 91, 92)  
 Duran, Robin, G - (1966, 67, 68)

## -E-

Eames, Steve, F - (1968)  
 Edwards, Don, F - (1952, 53)  
 Edwards, Harry, C - (1962, 63, 64)  
 Egans, David, G - (2000)

Egeland, Gil, F - (1956, 57, 58)  
 Elam, Alex, G/F - (2005, 06)  
 Embree, Jim, C - (1958, 59, 60)  
 Enzensperger, Bob, C - (1947, 48, 49, 51)  
 Erceg, John, F - (1955, 56)  
 Erickson, Keith, F - (1966)  
 Eubanks, Gary, G - (1976)  
 Evans, Oliver - (1930)  
 Evans, Bobby, G - (1983, 84, 85, 87)  
 Evans, Stony, F - (1984, 85)  
 Everage, Keith, F - (2003)

## -F-

Fair, Mike, C - (1974)  
 Fair, Ron, C/F - (1974, 75, 76)  
 Farmer, Tony, F - (1988)  
 Farris, Ward, G - (1982, 84, 85, 86)  
 Faussel, Don, C - (1954)  
 Ferrante, Roberto, F - (1979)  
 Figone, Ernie, F - (1940)  
 Filice, Pete, F - (1941, 43)  
 Fitzgerald, Ned, F - (1958, 59)  
 Flake, Jim, G - (1941)  
 Flattley, Merle, F - (1954)  
 Fleming, Kevin, F - (2006, 08)  
 Fleming, Matt, F - (1984, 85)  
 Ford, George, C/G - (1940)  
 Fowler, Donald - (1930, 31)  
 Francis, Jim - (1933)  
 Frenchwood, Joe, G - (1992)  
 Friar, Steve, F - (1976)  
 Fulton, Ralph - (1936)

## -G-

Gainza, Dave, G - (1971, 72)  
 Gamboa, Willie - (1942, 43)  
 Gamulin, Jack, F/G - (1973, 74)  
 Garcia, Elbert - (1937, 38)  
 Gardiner, Andrew, F - (1991, 92, 93, 94)  
 Gardner, Tyree, G - (2005, 06)  
 Garrett, Mike, G - (2000, 01)  
 George, Cecil - (1931, 32, 33)  
 Gibson, Frank - (1933, 34)  
 Giles, Dean, F - (1949, 50, 51)  
 Gleason, Jack, G - (1965, 66)  
 Goins, Darion, G - (2007)  
 Gooch, Rocky - (1970)  
 Goodell, Earl - (1929, 31, 32)  
 Goodere, Jeff - (1964)  
 Goodwin, Ray, F - (1955, 56)  
 Graham, Arthur, C/F - (1980)  
 Graham, Justin, G - (2008, 09, 10)  
 Granucci, David, C - (2001, 02)  
 Graves, Al - (1970)  
 Gray, Bill, F - (1974)

# Letterwinners



Green, Harvey, F - (1955)  
Greene, Darren, F - (1993, 94, 95, 96)  
Gresham, Gary, C - (1962, 64, 65)  
Griffin, Eric, F - (1999, 00)  
Griffith, Glen, C - (1954)  
Griggs, Bob - (1964)  
Groskopf, Irving, C - (1940)  
Groves, Dick, F - (1968, 69)  
Guenther, Chris, G - (1969, 70)  
Gugat, Rich - (1964)  
Guilbeaux, Kareem, G - (2003, 04, 05)  
Gwartney, John, G - (1962)

**-H-**  
Hagen, Bob, F - (1947, 48, 49)  
Hague, George - (1933)  
Hale, Bobby, G - (1968)  
Hamilton, Guy, G - (1973)  
Hamm, Pat, F - (1969, 70, 71)  
Hammonds, Roy, F - (1994, 95)  
Haney, George - (1937, 38)  
Haney, Steve, G - (1988)  
Hansen, Tommy, F - (1957)  
Hardy, Charles, G - (1955)  
Harris, Denny, F - (1954, 57, 58)  
Hawkins, Brandon, G - (2002, 03)  
Haynes, Tracy, G/F - (1976, 77, 78)  
Helbush, Bill, G - (1941, 42)  
Henry, C. - (1959)  
Henson, Joe, C - (2010)  
Hicks, Gary, F/C - (1974)  
Higgins, Bill, C - (1965)  
Hill, Jamon, G - (2007, 08)  
Hill, Ray, G - (1974)  
Hill, Stan, C - (1977, 78)  
Hillman, Darnell, C - (1969)  
Hite, Rick, G - (1997)  
Hjelm, Bud, C - (1953, 54, 55)  
Hodgson, Hamilton, F - (1938, 39)  
Hodgson, Newt, F/C - (1953)  
Hogue, Earl, F/G - (1974, 75, 76)  
Hokyo, Dave, G - (1973)  
Holloway, Lance, F - (2006, 07, 08)  
Holmberg, Malcolm - (1934, 36)  
Holman, Tim, G - (1967, 68, 69)  
Holmes, Ted, G - (1947)  
Holt, Bryan, G - (1985)  
Hood, Al, F - (1954, 55)  
Hooton, George - (1945)  
Hope, Bill, C - (1940)  
Howard, C.J., G - (1969, 70, 72)

Hubbard, Bill - (1929)  
Hubbard, Wesley - (1934)  
Hughes, Chuck, C - (1947, 48)  
Hunter, Ivory Joe, G - (1992)

**-I-**  
Inman, Stu, G/F - (1947, 48, 49, 50)  
Isenberger, Melvin - (1934, 35, 36)

**-J-**  
Jackson, Lloyd - (1933)  
Jackson, Mickey, F - (1979, 80)  
Jancsi, Al, G - (1963, 64)  
Jang, Brian, G - (1993)  
Jenkins, James, F - (2002)  
Jensen, Lee, G - (1951, 52, 53)  
Johnson, Frank, G - (1977, 78)  
Johnson, Johnny, F - (1989)  
Johnson, Ontario, G - (1985, 86)  
Johnson, Ralph - (1937, 38)  
Johnson, Richard - (1935, 36)  
Johnson, Thayer, F - (1952)  
Jones, Chris, G/F - (2010)  
Jones, Darryl, G/F - (1982)  
Jung, Eugene - (1930, 31)

**-K-**  
Kalas, Oldrich - (1930, 31, 32)  
Kane, John, F - (1948)  
Kearns, Lloyd, G - (1962, 63)  
Keating, John, G - (1965, 66, 67)  
Keeley, Warner, C/G - (1939, 40)  
Keene, George, F - (1948)  
Kennett, Brad, F - (1998, 99)  
Kerchen, Donovan - (1931)  
King, George, F - (1954, 55, 56)  
Kinzie, Bill - (1964)  
Kmetovic, Fred, C - (1941)  
Konrad, Pete, F - (1965)  
Kotta, Gus, F - (1939, 40)

**-L-**  
Labetich, Ron, G - (1963, 64, 65)  
Landram, Billy, F - (2000, 01)  
Lamson, Bill, F - (1954, 55)  
Larson, Bob, C - (1958)  
Lathos, Tom, F - (1941)  
Lawrence, Antonio, F - (2003)  
Laws, Aubrey - (1929)  
Lazer, Charles - (1945)  
Laznibat, John - (1930, 31, 32)  
Lefever, Bud, F - (1968)  
Leibrandt, Henry - (1932, 33, 34)  
Lenzen, Brian, G - (1977)

Leslie, Wallace - (1931)  
Lewis, Bill, G - (1939)  
Lilly, Brett, F - (2003, 04)  
Lindsey, Fred, G - (1941)  
Lindstedt, Daniel - (1930)  
Linsten, Bob, F - (1963)  
Lister, Bob, C - (1961)  
Locatelli, Andy, G - (1955)  
Logan, Kevin, F - (1990, 91, 92, 93)  
Lovell, Glen, F - (1952)  
Lowden, Tom, F - (1957)  
Lowe, Ron, G - (1978)  
Lowery, Thomas, F - (1997)  
Lundquist, Arney, C - (1957, 58, 59)  
Lundquist, Justin - (1940)  
Luque, James - (1936, 37, 38)

**-Mc-**  
McCaslin, Don, F - (1945, 49, 50)  
McConnell, Don, F - (1966, 67, 68)  
McConnell, Porter - (1943)  
McCullough, Shane, G - (1990)  
McCullough, Shawn, G - (1998, 99)  
McFadden, Michael, G - (2004, 2005)  
McFarland, Bill - (1945)  
McGrath, Joe, G - (1959, 60)  
McKean, Steve, G - (1968, 69, 70)  
McKnight, Brad, F - (1995)  
McKoy, Geary, G - (1977, 78)  
McNealy, Chris, F - (1981, 82, 83)  
McPeak, Rod, F - (1954)  
McPherson, Craig, F - (1989)  
McPherson, Walt, F - (1936, 37, 38)  
McTighe, Tom, F - (1981)

**-M-**  
Maestri, Frank, G - (1940)  
Magetti, Ed, F - (1947)  
Main, Richard - (1937)  
Maloney, Thomas - (1929, 30)  
Malkin, Dave, G - (1968, 69)  
Mann, Dennis - (1937)  
Manumaleuna, Frank, F - (1979)  
Marc, Dennis, C - (1960)  
Marcipan, Jack - (1945)  
Marks, Ernest, G - (1948)  
Marshall, Greg, F - (1989)  
Marshall, Tom - (1933)  
Martin, Frank, G - (1982, 83)  
Martinet, Pierre - (1943)  
Martinez, Tony - (1936, 37, 38)

Mathiesen, Martin - (1931, 32, 33)  
Matthews, Larry, G - (1953)  
Melhoff, Wilmer - (1945)  
Mendez, Mike, G - (1978, 79, 80, 81)  
Mercer, John, F - (1962)  
Mertens, Maik, C - (1998, 99)  
Meyer, Jim, C - (1967, 68)  
Mickey, Ken, G - (1974, 76, 77)  
Miller, Pete, G - (1974, 75)  
Miller, Ross, F - (1994, 95)  
Misko, Matt, C - (2005, 06)  
Mitchel, Lossie, G - (1993, 94)  
Mitchell, Fred, G - (1960)  
Moore, Jim, F - (1940, 45)  
Moore, Maurice, G - (2003, 04)  
Moore, Michael, G - (1981, 82)  
Morati, Dino - (1938)  
Morgan, Junior, C - (1947, 48, 49, 50)  
Morgan, Kerlin, F - (1947, 48)  
Mortara, Steve, G - (1969, 70)  
Morton, Nat, F - (1940)  
Murray, Shaun, F/C - (1998, 99)  
Murrey, Doug, G/F - (1978, 79, 80, 81)

**-N-**  
Newell, Pete, F - (1964, 65, 66)  
Newlove, Al, G - (1940)  
Niemann, Fred, C - (1953, 56)  
Norwood, Keith, F - (1983, 84)  
Nose, Hank, G - (1956)  
Nye, Bob, G - (1962)  
Nyquist, Buzz, F - (1969, 70)

**-O-**  
Oakes, Chris, C - (2008, 09, 10)  
O'Brien, Mike, G - (1959)  
O'Brien, Ron, G - (1952)  
Okunrinboye, Bim, G - (2001, 02, 03, 04)  
Oliver, Adrian, G - (2009, 10)  
Olson, Charles - (1936)  
Olson, Marvin - (1936)  
Olson, Milford - (1932)  
O'Mohundro, Don, F - (1961)  
Orndorff, Don, F/C - (1972, 73, 75)  
Owens, Reggie, F - (1985, 86, 87)  
Owens, Robert, G - (2009, 10)

**-P-**  
Palmer, Russ, F - (1973, 74, 75)  
Parrott, Don, F - (1956)  
Pasquinnelli, Art, G - (1957, 58)



# Letterwinners

Paul, Dave, F - (1971)  
 Paullus, Earl, G - (1941)  
 Perez, Carlos, C/F - (1963)  
 Perry, Anthony, G - (1986, 87, 88)  
 Perry, John, G - (1957)  
 Peterson, Greg - (1964)  
 Peterson, Mac, G - (2008, 09, 10)  
 Phifer, Paul, F - (1982, 83)  
 Pierce, Tim, F - (2007, 08, 09)  
 Pifferini, Bob, G - (1947)  
 Piller, Roger, F - (1960)  
 Pope, Trevor, G - (1962)  
 Ponti, Norm, C - (1954, 55)  
 Powell, Art, F - (1957)  
 Powell, Cory, F - (2000, 01)  
 Powell, R.J., G - (1999, 2000)  
 Prescott, Stedman, F - (1950, 51)  
 Preston, Junior, G - (1999)  
 Pritchett, Sly, G - (1978)  
 Pruitt, Isaja, F - (1973)  
 Puou, George, F - (1984, 85, 86, 87)  
 Puzar, Mike, C - (1989)  
 Pyle, Milt, G - (1939)

## -Q-

Quinet, Brad, G - (1995, 97)  
 Quinn, Rick, F/G - (1976, 77)  
 Quinney, Michael, G - (1998, 99)

## -R-

Radunich, William, F - (1938)  
 Rank, Wally, F - (1977, 78, 79, 80)  
 Rano, Denny, G - (1957, 58)  
 Rapp, Howard, G - (1953, 54)  
 Rea, Paul - (1932)  
 Reason, Jimmy, F/C - (1982)  
 Reed, Sam - (1929)  
 Reeser, Larry, G - (1959)  
 Reich, Terry, G - (1967)  
 Rhode, Jim, C - (1955)  
 Richardson, Julian, G - (2006, 07)  
 Richmond, Terrance, G - (1999)  
 Riordan, Jack - (1937, 38)  
 Robertson, Bill, F - (1961, 62, 63)  
 Robinson, Bert - (1943)  
 Robinson, Ivan, C - (1947)  
 Robinson, Tim, G - (1969, 70)  
 Robinson, Vic, G - (1941, 42)  
 Romero, Ralph, G - (1947, 48, 49, 50)  
 Romine, Dick, F - (1961)  
 Rose, Robert - (1938)  
 Rowley, Jack, F - (1956, 57)  
 Russo, John, G - (1979, 80)

Ryan, Gary, G - (1960, 61)  
 Rye, Don, G - (1957, 58)

## -S-

Saffold, S.T., F - (1964, 65, 66)  
 Saint-Jean, Olivier, G/F - (1996, 97)  
 Sanchez, Manuel - (1938)  
 Sanders, Ben, G - (1999, 00)  
 Saulny, Eric, G - (1973)  
 Saunders, Ed, G - (1980, 81)  
 Schilleci, Paul, C - (1979)  
 Schlink, Steve, F - (1965, 66, 67)  
 Schorr, Mort, G - (1950, 51, 52)  
 Schwendinger, Dick, G - (1953, 56)  
 Scott, Bob, C - (1968, 69)  
 Scott, Daryl, C - (1990, 92, 93)  
 Scott, Rodney, G - (1987, 88)  
 Scott, Wesley - (1934)  
 Seandel, Aaron, G - (1949)  
 Shaw, Tony, G/F - (1979)  
 Sheehan, Pete, G - (1967)  
 Shepard, Bill - (1945)  
 Shepherd, Les, G - (1993, 94)  
 Sheppard, Robert - (1945)  
 Siebert, Menno, C - (1941)  
 Simon, Al, G - (1959)  
 Simon, Herb, G - (1986)  
 Simpson, Mel, F - (1963, 64)  
 Sims, Eddie, C/F - (1963)  
 Sincock, Steve, F - (1976, 77)  
 Skillern, Ray, G - (1961)  
 Skinner, Johnnie, G - (1971, 72, 73)

Slattery, Treacy, F - (1939)  
 Smersfelt, Hal, F - (1939, 40)  
 Smith, Bill - (1943)  
 Smith, Dennis, G - (1965)  
 Smith, Haven - (1937, 38)  
 Smith, Justonn, G - (2006, 07)  
 Smith, Kenny, F - (2006)  
 Sonnenberg, Scott - G (2001, 03)  
 Sonntag, Hal, F - (1942, 43, 47)  
 Sorensen, Kris, F - (1971)  
 South, Bobby, G - (1947, 48)  
 Spence, Jim, F - (1968)  
 Spencer, Carlton, G - (2006, 07)  
 St. Julien, Michael, F - (1991)  
 Stack, Brian, F - (1947, 48)  
 Staley, Wayne - (1942, 43)  
 Steinbach, Bob, F - (1953, 54)  
 Stevens, Mike, C - (1975)  
 Stevens, Robert - (1931)  
 Stevenson, Wes, G - (1947)  
 Stokes, Bert - (1941)  
 Strong, Don, G - (1972)  
 Sturz, Charles, G - (1940, 41,

42)  
 Sullivan, Dan, F/G - (1979, 80)  
 Svoboda, Jan, F - (1987, 88, 89)  
 Swarbrick, Steve, C - (1976, 77, 79, 80)

## -T-

Tanner, Mark, G - (1976)  
 Tarrants, Frank, C - (1964, 65, 66)  
 Taylor, B. - (1943)  
 Taylor, G - (1929)  
 Taylor, Judson - (1934, 35)  
 Taylor, Rich, F/C - (1995, 96, 97)  
 Taylor, Robert, F - (1943, 47)  
 Terrell, Charles, G - (1990, 91)  
 Texdahl, Don, F - (1941)  
 Thomas, DeVonte, F - (2006, 07, 08, 09)  
 Thomas, Gerald, C - (1984, 86, 87, 88)  
 Thomas, Ivor - (1938)  
 Thomas, Kevin, F - (1981, 82)  
 Thomas, Kyle, F - (2010)  
 Thomas, Lloyd, G - (1939)  
 Thomason, Bob, F - (1949, 50)  
 Thurmond, Marion, C - (2001, 02)  
 Titchenal, Bob, C - (1939)  
 Tornell, Deward, G - (1939, 40, 41)  
 Trawick, Will, F/C - (1998, 99)  
 Tribble, Ron, G - (1969)  
 Tueller, Dallas - (1933)

## -U-

Urhhammer, Dick, C - (1939, 40, 41)  
 Ulrey, Buzz, G - (1958, 59)  
 Uthoff, Ed, C - (1981, 82, 83)

## -V-

Vagts, Adam - (1930, 1931)  
 Valentine, Andre, G/F - (2001, 02)  
 Veasey, Bernie, F - (1968, 69, 70)  
 Vinson, Greg, C - (1982, 83)

## -W-

Wacholz, Stan, F - (1952, 53, 54)  
 Wagner, George, F - (1956, 57, 58)  
 Walker, Dan, G - (1970, 71, 72, 73)  
 Walton, Eric, F/C - (2003, 04)  
 Ward, Ron, F/G - (1977)  
 Warner, Dwayne, F - (1982, 83)  
 Wasserburger, Mike, G - (1990, 91)

Washington, Willie, F - (1947)  
 Waterman, Jim, F - (1947)  
 Waters, Dietrich, C - (1986, 87, 88)  
 Watson, Burt - (1937)  
 Watson, Donta, G - (2005)  
 Watson, Vic, G - (1983)  
 Webb, Mike, F/G - (1970, 72, 73)  
 Webster, C.J., F - (2008, 09, 10)  
 Weck, Daniel - (1945)  
 Welch, Jack - (1945)  
 West, Jim, C - (1949)  
 West, Keith, G - (2003)  
 Whelihan, Jim, F - (1959, 60)  
 White, Cheo, G - (2005)  
 Wilborn, Terence, F - (1995)  
 Williams, Atiba, G - (1993, 94)  
 Williams, Carroll, G - (1953, 54, 55)  
 Williams, Carter, C - (1959)  
 Williams, Darnell, F - (2000, 01)  
 Williams, Eric, G - (1984)  
 Williams, George, F - (1988)  
 Williams, John, G - (2009)  
 Williams, Marmet, G - (1995, 96, 97, 98)  
 Williams, Sid, F/C - (1978, 79, 80, 81)  
 Wilson, Billy, C/G - (1947, 48, 49, 50)  
 Wilson, Danny, G - (1957)  
 Wilson, Jerelle, G - (2010)  
 Wilson, Kyle, G - (2004)  
 Wilson, Wynn, G - (1975)  
 Wing, Eddie - (1934, 35, 36)  
 Woffington, John, G - (1941)  
 Wolfe, Don - (1943)  
 Woodfin, Ray, G - (1968, 69)  
 Wooldridge, Kerry, F - (2007)  
 Wright, DaShawn, G - (2008, 09)  
 Wuesthoff, Bob, G - (1947, 48, 49, 50)  
 Wunker, Swift, F - (1948)  
 Wyatt, Herm, C - (1953, 57)  
 Wyatt, Lance, F/C - (1984, 85, 86)

## -Y-

Yonge, Bill, G - (1961, 62, 63)  
 Young, Kenne, F/C - (1988, 90)

## -Z-

Zavala, Javier, G - (1993, 94)  
 Zeigler, Mitchell, F - (1972)  
 Zemanek, M. - (1942, 43)  
 Zimmerman, Leroy, C - (1938, 39)

# Honors



## ALL-CONFERENCE

### First Team

1946-47 .....Chuck Hughes, C  
 1947-48 .....Chuck Hughes, C  
 .....Stu Inman, F  
 1948-49 .....Bob Hagen, F  
 .....Stu Inman, F  
 1949-50 .....Stu Inman, F  
 .....Bob Wuesthoff, G  
 1953-54 .....Carroll Williams, G  
 1954-55 .....Carroll Williams, G  
 1964-65 .....S.T. Saffold, F  
 1965-66 .....S.T. Saffold, F  
 1968-69 .....Darnell Hillman, F  
 1972-73 .....Johnnie Skinner, G  
 1975-76 .....Ken Mickey, G  
 1976-77 .....Ken Mickey, G  
 1979-80 .....Wally Rank, F  
 1980-81 .....Sid Williams, F/C  
 1981-82 .....Chris McNealy, F  
 1982-83 .....Chris McNealy, F  
 1985-86 .....Ricky Berry, F/G  
 1986-87 .....Ricky Berry, G/F  
 1987-88 .....Ricky Berry, G/F  
 1995-96 .....Olivier Saint-Jean, G/F  
 1996-97 .....Olivier Saint-Jean, F  
 2009-10 .....Adrian Oliver, G

### Second Team

1947-48 .....Bob Wuesthoff, G  
 1948-49 .....Bob Wuesthoff, G  
 1949-50 .....George Clark, C  
 1953-54 .....Bud Hjelm, C  
 1954-55 .....Bud Hjelm, C  
 1955-56 .....Tom Crane, G  
 1956-57 .....Marv Branstrom, C  
 1957-58 .....Gil Egeland, F  
 1962-63 .....Dennis Bates, F  
 1963-64 .....S.T. Saffold, F  
 1966-67 .....Steve Schlink, F  
 1968-69 .....Coby Dietrick, F  
 1969-70 .....Coby Dietrick, F  
 1974-75 .....Don Ordorff, F

.....Earl Hogue, G/F  
 1975-76 .....Ron Fair, C  
 .....Earl Hogue, G/F  
 1976-77 .....Rick Quinn, F  
 1977-78 .....Wally Rank, F  
 1978-79 .....Wally Rank, F  
 1979-80 .....Mike Mendez, G  
 1980-81 .....Mike Mendez, G  
 .....Doug Murrey, F  
 1984-85 .....Reggie Owens, F  
 1993-94 .....Terry Cannon, G  
 1998-99 .....Michael Quinney, G  
 2004-05 .....Marquin Chandler, F

### Honorable Mention

1989-90 .....Kenne Young, C  
 1992-93 .....Daryl Scott, C  
 1993-94 .....Jason Allen, F

### All-Freshman Team

1981-82 .....Michael Dixon, G  
 .....Paul Phifer, F  
 1983-84 .....Stony Evans, F  
 .....Gerald Thomas, C  
 1984-85 .....Reggie Owens, F  
 1989-90 .....Kevin Logan, F  
 1990-91 .....Mike Brotherton, F/C

### Freshman-of-the-Year

1983-84 .....Stony Evans, F  
 1984-85 .....Reggie Owens, F

### All-Defensive Team


1999-2000 .....R.J. Powell, G  
 2003 .....Brandon Hawkins, G

### All-Newcomer Team

2002 .....Brandon Hawkins, G  
 2003 .....Antonio Lawrence, F  
 2008 .....C.J. Webster, F

## Players of the Week

Feb. 28, 1972 .....Johnnie Skinner, G  
 Jan. 8, 1973 .....Johnnie Skinner, G  
 Jan. 27, 1975 .....Pete Miller, G  
 Feb. 3, 1975 .....Pat Barrett, G  
 Feb. 10, 1975 .....Earl Hogue, F  
 Jan. 26, 1976 .....Ken Mickey, G  
 Feb. 2, 1976 .....Steve Sincock, F  
 Feb. 23, 1976 .....Ken Mickey, G  
 Jan. 17, 1977 .....Ken Mickey, G  
 Feb. 7, 1977 .....Ken Mickey, G  
 Jan. 16, 1978 .....Sid Williams, F  
 Feb. 7, 1978 .....Wally Rank, F  
 Jan. 26, 1981 .....Doug Murrey, F  
 Jan. 11, 1982 .....Chris McNealy, F  
 Dec. 22, 1982 .....Chris McNealy, F  
 Dec. 31, 1985 .....Ward Farris, G  
 Mar. 4, 1985 .....Reggie Owens, F  
 Dec. 23, 1986 .....Ricky Berry, F  
 Jan. 19, 1987 .....Ricky Berry, G  
 Mar. 2, 1987 .....Ricky Berry, G  
 Jan. 25, 1988 .....Ricky Berry, G  
 Dec. 18, 1989 .....Troy Batiste, G  
 Feb. 19, 1990 .....Kenne Young, C  
 Jan. 21, 1991 .....Terry Cannon, G  
 Dec. 23, 1991 .....Terry Cannon, G  
 Jan. 24, 1994 .....Terry Cannon, G  
 Feb. 27, 1995 .....Brad Quinet, G  
 Dec. 26, 1995 .....Roy hammonds, C  
 Feb. 12, 1996 .....Olivier Saint-Jean, F  
 Mar. 4, 1996 .....Sam Allen, F  
 Dec. 30, 1996 .....Olivier Saint-Jean, F  
 Feb. 3, 1997 .....Olivier Saint-Jean, F  
 Dec. 28, 1998 .....Shaun Murray, F  
 Jan. 11, 1999 .....Terrance Richmond, G/F  
 Jan. 21, 2002 .....David Granucci, F  
 Dec. 15, 2003 .....Eric Walton, C  
 Nov. 29, 2004 .....Marquin Chandler, F  
 Jan. 31, 2005 .....Marquin Chandler, F  
 Jan. 14, 2008 .....C.J. Webster, C  
 Dec. 29, 2008 .....C.J. Webster, C  
 Dec. 21, 2009 .....Adrian Oliver, G  
 Jan. 25, 2010 .....Adrian Oliver, G



Coby Dietrick



Chris McNealy



Ricky Berry



Olivier Saint-Jean



Brandon Hawkins



Marquin Chandler



Adrian Oliver



# Honors

## All-Academic Team

- 1999.....Brad Kennett, F
- 2001.....Billy Landram, F
- 2003.....Brett Lilly, F
- 2004.....Brett Lilly, F
- 2006 .....Tyree Gardner, G  
.....Kenny Smith, F
- 2007 .....Lance Holloway, F
- 2008 .....Lance Holloway, F
- 2010 .....Mac Peterson, G

## All-Tournament Team

- 1980 .....Mickey Jackson, F  
.....Mike Mendez, G  
.....Wally Rank, F
- 1981 .....Sid Williams, F/C
- 1983 .....Chris McNealy, F
- 1985 .....Ward Farris, G
- 1987 .....Ricky Berry, G/F
- 1996 .....Tito Addison, G  
.....Olivier Saint-Jean, G/F

## Tournament "Most Valuable Player"

- 1980 .....Wally Rank, F
- 1981 .....Sid Williams, F/C
- 1996 .....Olivier Saint-Jean, G/F

## "Coach-of-the-Year"

- 1980 .....Bill Berry
- 1994 .....Stan Morrison

## NABC All-District

### First Team

- 1983 .....Chris McNealy, F
- 1986 .....Ricky Berry, F/G
- 1988 .....Ricky Berry, G/F
- 1997 .....Olivier Saint-Jean, F
- 2010.....Adrian Oliver, G

### Second Team

- 1982 .....Chris McNealy, F
- 1987 .....Ricky Berry, G/F

## USBWA All-District

- 1983 .....Chris McNealy, F
- 1987 .....Ricky Berry, G/F
- 1988 .....Ricky Berry, G/F
- 1997 .....Olivier Saint-Jean, F
- 2010.....Adrian Oliver, G

## USBWA Oscar Robertson National Player of the Week

- Jan. 26, 2010.....Adrian Oliver, G

## ALL-AMERICA

- 1951 .....Stu Inman, F
- 1955 .....Carroll Williams, G
- 1980 .....Wally Rank, F
- 1981 .....Sid Williams, F/C
- 1982 .....Chris McNealy, F
- 1983 .....Chris McNealy, F
- 1986 .....Ricky Berry, F/G
- 1987 .....Ricky Berry, G/F
- 1988 .....Ricky Berry, G/F
- 1997 .....Olivier Saint-Jean, F

## FRESHMAN ALL-AMERICA

- 1984 .....Stony Evans, F
- 1985.....Reggie Owens, F

## ALL-STAR GAMES & NATIONAL EVENTS

### AIA-Coaches All-America Game

- 1981 .....Sid Williams, F/C

### NABC East-West All-Star Game

- 1983 .....Chris McNealy, F
- 1988 .....Ricky Berry, G/F

### Aloha Classic (Orlando Classic)

- 1983 .....Chris McNealy, F
- 1988 .....Ricky Berry, G/F

### U.S. Sports Festival


- 1985 .....Ricky Berry, F/G  
.....Reggie Owens, F

### Pan American Games


- 1987 .....Ricky Berry, F

### Portsmouth (Va.) Invitational

- 2005 .....Marquin Chandler, F



*Ricky Berry played on the 1987 USA Pan American games team. His #34 was retired in 1989.*



*Olivier Saint-Jean had his #3 retired in 2002.*




# Spartans in the Pros



*Coby Dietrick*

Memphis (ABA) 1971-72  
 Dallas (ABA) 1973  
 San Antonio 1974-79  
 Chicago 1980-82  
 San Antonio 1983



*Darnell Hillman*

Indiana (ABA) 1972-77  
 New Jersey 1978  
 Denver 1978  
 Kansas City 1979  
 Golden State 1980



*Wally Rank*

San Diego 1981



*Chris McNealy*

New York 1986-88



*Ricky Berry*

Sacramento 1989



*Olivier Saint Jean  
 (Tariq Abdul-Wahad)*

Sacramento 1998-99  
 Orlando 2000  
 Denver 2000-02  
 Dallas 2002-05



*Rick Darnell*

Virginia (ABA) 1976



Harold Crisler was the first known San Jose State product to play professional basketball. Crisler was a member of the 1942 freshman football team. After World War II, he played for the Boston Celtics of the BAA (Basketball Association of America) in 1947.



*Stu Inman*

Director of Player Personnel  
 Portland 1970-85  
 Milwaukee 1986-87  
 Miami 1987-92  
 Dallas 1993-94  
 Interim Head Coach  
 Portland 1972

## Draft History

### BAA

1946  
 Ed Hughes, Washington Capitols

### NBA

1950  
 Stu Inman, Chicago Stags, 6th round

1951  
 Bobby Crowe, Baltimore Bullets,  
 9th round

1969  
 Dick Groves, San Diego Rockets,  
 16th round

1970  
 Coby Dietrick, Golden State Warriors,  
 10th round

1971  
 Darnell Hillman, Golden State  
 Warriors, 1st round, 8th overall pick

1980  
 Wally Rank, San Diego Clippers,  
 5th round

1982  
 Sid Williams, Portland Trail Blazers,  
 9th round

1982  
 Doug Murrey, Golden State Warriors,  
 9th round

1983  
 Chris McNealy, Kansas City-Omaha  
 Kings, 2nd round

1988  
 Ricky Berry, Sacramento Kings,  
 1st round, 18th overall pick

1997  
 Olivier Saint-Jean, Sacramento Kings,  
 1st round, 11th overall pick

### ABA

1970  
 Coby Dietrick, Memphis Pros,  
 6th round

1971  
 Darnell Hillman, Indiana Pacers,  
 2nd round

As a Director of Player Personnel, Stu Inman's teams selected Sidney Wicks, Bill Walton, Lionel Hollins, Mychal Thompson, Jim Paxson, Clyde Drexler, Scott Skiles, Steve Smith and Jason Kidd in the first-round of a NBA draft.



# Season Scores (1910-1925)

## 1909-10 (7-3)

COACH: Charles Furley  
CAPTAIN: Don Marshman

Dec. 2	San Jose High	18	40 (L)
Jan. 22	Chico State	23	24 (L)
Feb. 18	Campbell High	23	8 (W)
Mar. 4	Pacific	30	44 (L)
	St. Matthew's Academy	30	18 (W)
11	Mt. Tamalpais Military	41	25 (W)
16	Santa Clara	54	30 (W)
Apr. 9	Pacific Grove High	35	22 (W)
20	St. Matthew's Academy	37	9 (W)
23	Pacific Grove High	20	6 (W)

## 1910-11 (3-5)

COACH: None paid  
CAPTAIN: Don Marshman

Nov. 1	San Jose High	45	16 (W)
Feb. 2	Santa Clara	17	18 (L)
9	Santa Clara	21	34 (L)
15	San Jose YMCA	30	11 (W)
21	Pacific	26	43 (L)
Mar. 1	National Guard	31	37 (L)
12	Pacific	19	43 (L)
16	Nevada	39	23 (W)

## 1911-12 (6-5)

COACH: None paid  
CAPTAIN: Don Marshman

Oct. 25	San Jose YMCA Alerts	16	14 (W)
Nov. 7	Campbell High	27	13 (W)
14	@Campbell High	30	20 (W)
15	San Jose High	20	27 (L)
Jan. 12	Pacific Grove High	27	25 (W)
20	Chico State	32	23 (W)
26	@Pacific Grove High	22	25 (L)
27	@Watsonville High	16	23 (L)
Feb. 9	Watsonville High	27	25 (W)
	Pacific	19	36 (L)
	@Pacific	14	35 (L)

## 1912-13 (4-2)

COACH: None paid  
CAPTAIN: Rinaldo Miano

Nov. 6	National Guard Co. B	23	20 (W)
8	@Campbell High	23	19 (W)
Jan. 15	National Guard Co. B	33	29 (W)
16	National Guard Co. M	47	21 (W)
17	Monterey High	30	36 (L)
25	Chico State	12	39 (L)

## 1913-14 (4-6)

COACH: None paid  
CAPTAIN: Blondie Corbell

Nov. 7	San Jose High	26	28 (L)
Dec.	Santa Cruz YMCA	29	34 (L)
	Campbell HS		(W)
Jan. 1	San Jose High	32	21 (W)
21	San Jose YMCA	37	25 (W)
24	Chico State	33	21 (W)
Feb. 4	National Guard Co. B		(L)
21	@Pacific Grove High	21	47 (L)
Mar. 6	Pacific Grove High	22	39 (L)
	Pacific	11	39 (L)

## 1914-15 (1-6)

COACH: None paid  
CAPTAIN: Clifton Boyle

Oct. 27	Campbell High	9	58 (L)
Nov. 5	Campbell High	15	29 (L)
Dec. 14	Pacific Grove High	11	38 (L)
Jan. 15	San Jose High	18	26 (L)
16	Pacific Academy	27	60 (L)
22	@Chico State	13	39 (L)
Feb. 19	Pacific Grove High	32	14 (W)

## 1915-16 (4-3)

COACH: Bill Spaulding  
CAPTAIN: Clifton Boyle

Nov. 8	@Campbell High	25	37 (L)
Dec. 2	Palo Alto Armory Co. L	29	21 (W)
7	Campbell High	44	36 (W)
17	San Jose High	26	32 (L)
Jan. 13	Palo Alto Armory Co. L	36	28 (W)
22	Chico State	34	40 (L)
Feb. 4	@Belmont Academy	38	34 (W)
22	@Chico State	13	39 (L)

## 1916-17 (7-5)

COACH: Karl Hazeltine  
CAPTAIN: Art Dorr

Nov. 7	@Campbell High	24	47 (L)
21	@Stanford Sophs	26	40 (L)
Dec. 4	San Jose High	67	27 (W)
8	Belmont Academy	24	25 (L)
18	Fresno State	58	32 (W)
Jan. 16	Santa Clara High	36	13 (W)
19	Belmont Academy	64	12 (W)
23	@Campbell High	44	29 (W)
24	Palo Alto Club	41	29 (W)
27	Livermore High	83	26 (W)
29	Pacific	28	38 (L)
Feb. 3	@Chico State	27	29 (L)

## 1917-18 (0-6)

COACH: Karl Hazeltine  
CAPTAIN: Flint Hanner

Nov. 9	@Campbell High	16	37 (L)
26	Campbell High	22	32 (L)
Jan. 5	@Santa Cruz High		(L)
Feb. 5	Mountain View High	32	46 (L)
16	Gilroy High	25	56 (L)
23	@Pacific Grove High	26	44 (L)

## 1921-22 (8-4)

COACH: Dave Wooster  
CAPTAIN: Beryl Burchfield

Dec. 14	San Jose High	30	13 (W)
Jan. 6	San Jose YMCA 145s	33	14 (W)
13	YMI	34	16 (W)
18	San Jose Hercules	24	28 (L)
21	Chico State	53	5 (W)
24	Saint Mary's	30	14 (W)
28	San Jose YMCA 145s	33	4 (W)
Feb. 8	San Jose Hercules	41	15 (W)
11	Pacific	14	19 (L)
17	Fresno State	34	38 (L)
22	Cal 145s	28	24 (W)
24	@Fresno State	24	26 (L)

## 1922-23 (9-5)

COACH: Dave Wooster

Jan. 11	San Jose Hercules (H)	35	22 (W)
18	California 145s (A)	26	22 (W)
19	San Mateo JC (A)	23	11 (W)
23	San Benito JC (H)	22	20 (W)
26	Cal Aggies (A)	8	19 (L)
27	Chico State (A)	37	13 (W)
Feb. 1	Pacific (H)	12	17 (L)
2	Modesto JC (H)	26	19 (W)
3	Fresno State (H)	20	18 (W)
10	Cal Aggies (H)	14	22 (L)
13	Cal Poly (H)	32	14 (W)
14	Saint Mary's (A)	14	21 (L)
20	San Mateo JC (H)	28	18 (W)
22	California 145s (A)	18	22 (L)

## 1923-24 (6-7)

COACH: Hovey McDonald  
CAPTAIN: Milt Watson

Dec. 11	California 145s (A)	21	37 (L)
Jan. 4	Watsonville High (H)	16	8 (W)
8	Santa Cruz High (H)	6	17 (L)
12	Argentian Club (H)	29	36 (L)
23	Stanford Frosh (A)	13	20 (L)
30	Cal Poly (H)	34	9 (W)
Feb. 2	Chico State (H)	13	9 (W)
6	Occidental (H)	19	14 (W)
8	Fresno State (A)	13	12 (W)
9	Modesto JC (A)	8	20 (L)
13	Pacific (A)	11	31 (L)
	San Mateo JC (H)	22	44 (L)
22	Santa Rosa JC (A)	23	22 (W)

## 1924-25 (18-3)

CALIFORNIA COAST CONFERENCE  
CHAMPION

COACH: Hovey McDonald  
CAPTAIN: Louis Monterino

Nov. 19	Campbell High (H)	19	5 (W)
Dec.	Santa Clara High (H)	42	12 (W)
12	Modesto JC (A)	21	23 (L)
17	Hollister High (H)	49	9 (W)
	California 145s (A)		(W)
Jan. 7	Stanford (H)	13	16 (L)
10	Santa Rosa JC (H)	33	11 (W)
17	California Frosh (A)	29	27 (W)
24	Chico State (H)	25	15 (W)
31	San Mateo JC (A)	40	23 (W)
Feb. 2	Cal Poly (A)	65	17 (W)
3	Santa Barbara State (A)	39	30 (W)
4	Santa Maria JC (A)	62	7 (W)
11	San Mateo JC (H)	22	16 (W)
13	Arcata Firemen (A)	30	23 (W)
14	Humboldt State (A)	59	11 (W)
20	Modesto JC (H)	38	30 (W)
27	#Fresno State (A)	30	28 (W)
28	#Fresno State (A)	14	29 (L)
Mar. 6	#Fresno State (H)	32	19 (W)
7	#Fresno State (H)	17	14 (W)

# - California Coast Conference tournament

# Season Scores (1926-1934)



## 1925-26 (10-9)

**COACH: Hovey McDonald**  
**CAPTAIN: Clarence Burrell**

Dec.12	Stanford (A)	9	18	(L)
Jan. 2	Oregon (H)	4	26	(L)
8	Santa Barbara JC (H)	28	26	(W)
9	Santa Barbara JC (H)	26	10	(W)
15	Fresno State (H)	11	32	(L)
16	Fresno State (H)	14	24	(L)
22	Modesto JC (H)	25	14	(W)
26	San Mateo JC (H)	24	29	(L)
29	Santa Rosa JC (H)	32	20	(W)
30	Sacramento JC (H)	24	14	(W)
Feb. 1	Cal Poly (H)	20	15	(W)
2	Cal Poly (H)	32	12	(W)
4	Humboldt State (A)	24	11	(W)
5	Arcata Firemen (A)	17	16	(W)
10	San Mateo JC (H)	24	15	(W)
16	Santa Rosa JC (A)	28	29	(L)
20	Modesto JC (H)	20	47	(L)
26	Chico State (A)	16	35	(L)
27	Chico State (A)	15	40	(L)

## 1926-27 (14-7)

**COACH: Hovey McDonald**  
**CAPTAIN: Hal Hawley**

Dec.31	Idaho (H)	14	21	(L)
Jan. 7	Bakersfield JC (H)	34	12	(W)
8	Bakersfield JC (H)	30	16	(W)
14	Fresno State (A)	33	37	(L)
15	Fresno State (A)	28	32	(L)
21	Modesto JC (H)	25	27	(L)
28	Santa Rosa JC (H)	57	6	(W)
29	Santa Rosa JC (H)	39	9	(W)
Feb. 3	Humboldt State (A)	40	11	(W)
4	Humboldt State (A)	40	10	(W)
5	Arcata Firemen (A)	24	9	(W)
11	Sacramento JC (A)	45	39	(W)
12	Sacramento JC (A)	45	22	(W)
19	Modesto JC (A)	25	44	(L)
21	Cal Poly (H)	29	12	(W)
22	Cal Poly (H)	34	8	(W)
25	Chico State (H)	35	12	(W)
26	Chico State (H)	30	19	(W)
Mar. 4	#Modesto JC (H)	21	28	(L)
5	#Modesto JC (A)	22	16	(W)
7	#Modesto JC (N)	25	28	(L)

# - California Coast Conference tournament

## 1927-28 (21-4)

**CALIFORNIA COAST CONFERENCE  
CHAMPION**

**COACH: Hovey McDonald**  
**CAPTAIN: Bill Hubbard**

Dec. 3	Stanford (A)	25	10	(W)
13	Stanford (H)	12	23	(L)
16	Fresno State (H)	27	26	(W)
17	Fresno State (H)	17	29	(L)
Jan. 7	Watsonville YMCA (H)	57	13	(W)
13	Santa Rosa JC (A)	71	22	(W)
14	Santa Rosa JC (A)	42	27	(W)
16	Sacramento JC (H)	41	20	(W)
17	Sacramento JC (H)	32	22	(W)
20	Modesto JC (H)	29	16	(W)
27	San Mateo JC (H)	39	16	(W)
28	San Mateo JC (A)	35	32	(W)
Feb. 2	Eureka Legion (A)	30	20	(W)
3	Arcata Firemen (A)	32	8	(W)
4	Humboldt State (A)	55	8	(W)
8	San Francisco State (H)	63	56	(W)
10	Bakersfield JC (H)	59	18	(W)
11	Bakersfield JC (H)	42	8	(W)
18	Modesto JC (A)	53	27	(W)
24	Santa Barbara JC (A)	2	0	(W)
25	Santa Barbara JC (A)	2	0	(W)

Mar. 2	Chico State (A)	23	31	(L)
3	Chico State (A)	29	12	(W)
9	#Chico State (H)	22	16	(W)
10	#Chico State (A)	25	33	(L)
11	#Chico State (N)	29	28	(W)

# - California Coast Conference tournament

## 1928-29 (13-5)

**FAR WEST CONFERENCE CHAMPION**

**COACH: Hovey McDonald**  
**CAPTAIN: Tom Maloney**

Dec. 4	Stanford (H)	18	27	(L)
14	Stanford (H)	24	23	(W)
Jan. 10	Nevada (A)	28	25	(W)
11	Nevada (A)	16	22	(L)
19	Sacramento JC (A)	44	30	(W)
25	Santa Barbara JC (H)	45	17	(W)
26	Santa Barbara JC (H)	41	5	(W)
Feb. 1	Cal Poly (H)	62	9	(W)
2	Cal Poly (H)	54	18	(W)
8	Fresno State (A)	33	29	(W)
9	Fresno State (A)	27	28	(L)
15	Sport Shop Golds (H)	17	33	(L)
22	Marysville JC (H)	45	21	(W)
23	Marysville JC (H)	58	16	(W)
Mar. 1	Chico State (H)	36	33	(W)
2	Chico State (H)	17	31	(L)
8	#Chico State (A)	43	41	(W)
9	#Chico State (H)	33	32	(W)

# - Far West Conference tournament

## 1929-30 (9-7)

**COACH: Hovey McDonald**  
**CAPTAIN: Tom Maloney**

Dec.12	Athens Club (H)	27	31	(L)
21	Santa Cruz Huskies (H)	42	8	(W)
Jan. 4	Stanford (H)	14	49	(L)
10	San Francisco Eagles (H)	47	20	(W)
17	Nevada (A)	29	33	(L)
18	Nevada (A)	24	26	(L)
22	Pacific (A)	26	27	(L)
25	Pacific (H)	30	27	(W)
31	Fresno State (H)	33	26	(W)
Feb. 1	Fresno State (H)	37	25	(W)
7	Cal Aggies (A)	39	30	(W)
8	Cal Aggies (H)	45	27	(W)
15	Sport Shop Golds (H)	31	30	(W)
22	Stockton Amblers (H)	47	26	(W)
28	Chico State (A)	30	45	(L)
Mar. 1	Chico State (A)	33	35	(L)

## 1930-31 (14-3)

**FAR WEST CONFERENCE CHAMPION**

**COACH: Hovey McDonald**  
**CAPTAIN: Don Fowley**

Dec.19	Menlo JC (H)	46	31	(W)
20	Long Beach JC (H)	41	25	(W)
23	Stanford (A)	22	27	(L)
Jan. 7	San Benito JC (H)	73	10	(W)
10	San Francisco State (H)	39	17	(W)
12	Stockton Amblers (H)	47	26	(W)
16	Nevada (H)	29	23	(W)
17	Nevada (H)	30	23	(W)
21	Pacific (A)	26	18	(W)
24	Pacific (H)	43	23	(W)
30	Fresno State (A)	54	22	(W)
31	Fresno State (A)	29	35	(L)
Feb. 7	Sport Shop Golds (H)	40	30	(W)
12	Cal Aggies (A)	44	27	(W)
14	Cal Aggies (H)	47	37	(W)
20	Chico State (H)	39	18	(W)
21	Chico State (H)	27	45	(L)

## 1931-32 (8-10)

**COACH: Hovey McDonald**  
**CAPTAIN: Oldas Klas**

Dec.18	Menlo JC (H)	33	29	(W)
22	Stanford (A)	21	25	(L)
Jan. 2	Sacramento JC (H)	34	24	(W)
9	Stockton Amblers (H)	38	34	(W)
15	Athens Club (H)	32	40	(L)
16	Sport Shop Golds (H)	41	33	(W)
20	Pacific (H)	25	21	(W)
23	Pacific (A)	24	25	(L)
29	Nevada (A)	26	32	(L)
30	Nevada (A)	24	28	(L)
Feb. 3	Cal Aggies (A)	30	41	(L)
6	Cal Aggies (H)	50	28	(W)
12	San Francisco State (A)	41	35	(W)
13	San Francisco State (H)	24	39	(L)
19	Fresno State (H)	44	30	(W)
20	Fresno State (A)	26	27	(L)
26	Chico State (A)	24	41	(L)
27	Chico State (A)	28	35	(L)

## 1932-33 (7-11)

**COACH: Hovey McDonald**  
**CAPTAIN: Norman Countryman**

Dec.20	Marin JC (H)	56	25	(W)
23	Sacramento JC (H)	36	25	(W)
26	Oregon (H)	23	34	(L)
27	Davis & Elkins (H)	32	37	(L)
Jan. 7	Menlo JC (H)	31	30	(W)
13	Athens Club (H)	46	52	(L)
18	Pacific (A)	18	34	(L)
21	Pacific (H)	23	35	(L)
26	Nevada (A)	26	49	(L)
27	Nevada (A)	32	41	(L)
Feb. 2	Cal Aggies (A)	37	56	(L)
4	Cal Aggies (H)	28	33	(L)
7	California Reserves (A)	27	41	(L)
11	Stockton Amblers (H)	48	26	(W)
17	Fresno State (A)	2	0	(W)
18	Fresno State (A)	2	0	(W)
24	Chico State (H)	46	44	(W)
25	Chico State (H)	24	35	(L)

## 1933-34 (13-6)

**COACH: Hovey McDonald**  
**CAPTAIN: Henry Leibrandt**

Nov.20	Leon Jacobs Clothiers (H)	37	40	(L)
Dec. 9	Marin JC (H)	29	30	(L)
29	Stanford (H)	28	35	(L)
30	Sacramento JC (H)	51	31	(W)
Jan. 5	San Francisco State (A)	30	25	(W)
6	San Francisco State (H)	31	19	(W)
12	Menlo JC (H)	38	35	(W)
13	Athens Club (H)	43	25	(W)
17	Pacific (A)	24	29	(L)
20	Pacific (H)	32	27	(W)
26	Nevada (A)	38	36	(W)
27	Nevada (A)	36	33	(W)
Feb. 1	Cal Aggies (A)	35	30	(W)
3	Cal Aggies (H)	35	29	(W)
9	Leon Jacobs Clothiers (H)	39	48	(L)
16	Fresno State (H)	51	13	(W)
17	Fresno State (H)	38	18	(W)
23	Chico State (A)	35	44	(L)
24	Chico State (A)	42	35	(W)



# Season Scores (1935-1942)

## 1934-35 (9-9)

COACH: Hovey McDonald  
CAPTAIN: Carl Biddle

Nov.22	San Pablo Athletic Club (H)	28	27	(W)
Dec. 7	Stanford (H)	28	25	(W)
14	Athens Club (H)	26	29	(L)
17	USC (H)	24	42	(L)
22	UCLA (H)	25	35	(L)
Jan. 12	San Francisco State (H)	33	28	(W)
15	Pacific (A)	38	34	(W)
25	Nevada (H)	26	23	(W)
26	Nevada (H)	40	25	(W)
Feb. 2	Red & White Grocers (H)	43	36	(W)
8	Olympic Club (H)	46	47	(L)
15	Fresno State (A)	33	35	(L)
16	Fresno State (A)	39	37	(W)
22	Chico State (H)	25	28	(L)
23	Chico State (H)	50	62	(L)
28	Cal Aggies (A)	44	52	(L)
Mar. 2	Cal Aggies (H)	50	32	(W)

## 1935-36 (7-9)

COACH: Bill Hubbard  
CAPTAIN: Larry Arnerich

Dec.14	Santa Clara (H)	30	40	(L)
18	UCLA (H)	22	30	(L)
21	Saint Mary's (Calif.) (H)	35	39	(L)
23	Utah State (H)	36	40	(L)
30	Stanford (H)	29	53	(L)
Jan. 2	Utah (H)	40	34	(W)
9	Leon Jacobs Clothiers (H)	44	33	(W)
15	Saint Mary's (Calif.) (H)	29	44	(L)
18	USF (H)	30	43	(L)
24	Nevada (A)	43	35	(W)
25	Nevada (A)	40	39	(W)
29	Santa Clara (H)	46	35	(W)
Feb. 1	San Francisco YMI (H)	24	35	(L)
7	Humboldt State (A)	30	24	(W)
8	Humboldt State (A)	27	26	(W)
12	Santa Clara (H)	27	39	(L)

## 1936-37 (12-11)

COACH: Bill Hubbard  
CAPTAIN: Mel DeSelle

Dec. 5	Stanford (H)	24	31	(L)
8	Union Printers (H)	53	18	(W)
12	Cardinal Athletic Club (H)	51	42	(W)
15	Stockton YMI	42	28	(W)
17	Watsonville Falcons (H)	42	24	(W)
19	Montana State (H)	37	51	(L)
22	San Diego State (H)	34	32	(W)
23	San Diego State (H)	35	37	(L)
29	Arizona State	24	38	(L)
Jan. 2	Pacific (H)	42	19	(W)
9	Santa Clara (N)	36	38	(L)
13	Olympic Club (H)	41	33	(W)
16	Pacific (A)	35	30	(W)
19	Saint Mary's (Calif.) (A)	36	42	(L)
23	USF (H)	35	40	(L)
26	San Francisco YMI (H)	30	47	(L)
30	Nevada (H)	46	37	(W)
Feb. 2	Athens Club (H)	47	40	(W)
5	Santa Clara (N)	25	37	(L)
12	USF (A)	35	47	(L)
17	Saint Mary's (Calif.) (H)	27	26	(W)
26	Humboldt State (H)	37	23	(W)
27	Humboldt State (H)	36	42	(L)

## 1937-38 (19-4)

NORTHERN CALIFORNIA CONFERENCE  
CHAMPION  
COACH: Bill Hubbard  
CAPTAIN: Frank Carroll

Dec. 7	Stanford	45	38	(L)
10	Stockton YMI	37	27	(W)
28	Redwood City Shamrocks	43	30	(W)
30	Union Printers	60	46	(W)
Jan. 3	L.A. Young Co.	57	39	(W)
5	Stockton Amblers	69	41	(W)
7	Santa Clara	27	44	(L)
15	Pacific	38	32	(W)
18	Saint Mary's (Calif.)	34	44	(L)
21	USF	50	37	(W)
25	San Francisco State	58	39	(W)
28	Nevada	48	52	(L)
29	Nevada	50	45	(W)
Feb. 1	Pacific	40	33	(W)
4	Santa Clara	42	39	(W)
9	YMI	35	33	(W)
10	USF	55	52	(W)
15	Athens Club	63	60	(W)
18	Saint Mary's (Calif.)	52	40	(W)
21	Santa Clara	50	44	(W)
23	San Francisco State	43	40	(W)
25	Humboldt State	54	36	(W)
26	Humboldt State	46	39	(W)

## 1938-39 (11-7)

COACH: Bill Hubbard  
CAPTAIN: Lloyd Thomas

Jan. 4	Pacific (A)	26	27	(L)
13	Pacific (H)	51	49	(W)
16	Saint Mary's (Calif.) (N)	45	43	(W)
19	U. of Mexico (H)	57	49	(W)
21	Santa Clara (H)	27	59	(L)
24	USF (H)	56	40	(W)
27	Nevada (H)	61	46	(W)
28	Nevada (H)	44	50	(L)
Feb. 3	Santa Clara (H)	34	40	(L)
7	USF (A)	45	30	(W)
	Modesto Owls	32	28	(W)
15	Saint Mary's (Calif.) (H)	43	38	(W)
17	Santa Barbara State (H)	37	41	(L)
18	Santa Barbara State (H)	57	42	(W)
24	Humboldt State (H)	57	40	(W)
25	Humboldt State (H)	44	31	(W)
Mar. 3	San Diego State (A)	33	38	(L)
4	San Diego State (A)	28	57	(L)

## 1939-40 (9-10)

COACH: Bill Hubbard  
CAPTAIN: Gus Kotta

Dec.18	UCLA (H)	33	45	(L)
19	UCLA (H)	40	31	(W)
Jan. 2	Pacific (A)	38	40	(L)
6	Pacific (H)	41	30	(W)
12	Fresno State (A)	49	43	(W)
13	Fresno State (A)	45	36	(W)
19	Santa Barbara State (A)	32	36	(L)
20	Santa Barbara State (A)	25	35	(L)
26	Nevada (A)	51	43	(W)
27	Nevada (A)	36	44	(L)
31	USF (H)	35	29	(W)
Feb. 2	Chico State (H)	32	35	(L)
3	Chico State (H)	35	47	(L)
7	Athens Club (H)	43	48	(L)
15	USF (A)	34	45	(L)
23	Humboldt State (A)	35	48	(L)
24	Humboldt State (A)	70	54	(W)
Mar. 1	San Diego State (H)	46	27	(W)
2	San Diego State (H)	39	28	(W)

## 1940-41 (19-8)

CALIFORNIA COLLEGIATE  
ATHLETIC ASSOCIATION CO-CHAMPION  
COACH: Walt McPherson  
CAPTAIN: Hal Carruth

Dec.27	Humboldt State (H)	62	40	(W)
28	Humboldt State (H)	55	51	(W)
Jan. 3	Utah State (H)	55	41	(W)
9	Pacific (A)	32	36	(L)
10	Moffett Field (H)	56	28	(W)
14	Pacific (H)	46	24	(W)
17	Santa Barbara State (A)	40	43	(L)
18	Santa Barbara State (A)	34	49	(L)
20	San Diego State (A)	44	27	(W)
21	San Diego State (A)	39	50	(L)
25	Stanford (A)	40	42	(L)
28	USF (H)	56	47	(W)
31	Fresno State (H)	39	27	(W)
Feb. 1	Fresno State (H)	56	38	(W)
	Moffett Field (H)	49	42	(W)
7	Chico State (A)	47	34	(W)
8	Chico State (A)	44	53	(L)
	San Francisco Elks Club	47	41	(W)
14	Santa Barbara State (H)	41	34	(W)
15	Santa Barbara State (H)	43	41	(W)
19	USF (A)	38	46	(L)
21	Nevada (H)	50	42	(W)
22	Nevada (H)	57	42	(W)
24	San Diego State (H)	53	48	(W)
25	San Diego State (H)	41	37	(W)
28	Fresno State (A)	45	57	(L)
Mar. 1	Fresno State (A)	39	36	(W)

## 1941-42 (13-20)

COACH: Walt McPherson

Stockton Amblers (H)	36	27	(W)
Oakland Owen Illinois (H)	45	55	(L)
Oakland Chapel of Oaks (H)	51	48	(W)
Oakland Independent Iron Works (H)	40	19	(W)
Moffett Field Flyers (H)	49	55	(L)
San Francisco State (A)	43	60	(L)
San Francisco State (H)	58	44	(W)
Athens Club (H)	50	39	(W)
Santa Barbara State (H)	31	41	(L)
Santa Barbara State (H)	30	28	(W)
The Wardrobe (H)	55	30	(W)
Stanford (A)	38	57	(L)
Golden State (Oakland) (A)	37	44	(L)
Humboldt State (A)	61	54	(W)
Humboldt State (A)	36	43	(L)
Saint Mary's (Calif.) (A)	34	45	(L)
Fresno State (H)	51	47	(W)
Fresno State (H)	28	41	(L)
Pacific (A)	38	52	(L)
USF (A)	37	57	(L)
Pacific (H)	37	40	(L)
Fresno State (A)	59	58	(W)
Fresno State (A)	36	50	(L)
USF (H)	33	35	(L)
Saint Mary's (Calif.) (H)	36	42	(L)
Nevada (A)	54	51	(W)
Nevada (A)	40	66	(L)
Santa Barbara State (A)	37	32	(W)
Santa Barbara State (A)	31	39	(L)
San Diego State (A)	33	35	(L)
San Diego State (A)	34	40	(L)
San Diego State (A)	46	45	(W)
San Diego State (A)	47	66	(L)

# Season Scores (1943-1950)



## 1942-43 (10-13) COACH: Ed Blesh

Dec. 8	Alameda Coast Guard (H)	28	38	(L)
12	Fort Ord (H)	60	28	(W)
15	USF (A)	43	35	(W)
18	2nd Armored Division (H)	55	18	(W)
11	Fairfield-Suisun (H)	26	46	(L)
Jan. 8	St. Mary's Pre-Flight (H)	36	55	(L)
12	Pacific (A)	44	57	(L)
15	Oakland Naval Reserve (A)	26	38	(L)
16	Pacific (A)	46	43	(W)
19	Mather Field (H)	62	30	(W)
22	USF (H)	38	39	(L)
23	San Francisco State (A)	52	53	(L)
26	San Francisco State (H)	48	57	(L)
Feb. 2	Alameda Coast Guard (H)	41	54	(L)
5	Fresno State (H)	53	37	(W)
6	Fresno State (H)	39	38	(W)
12	Nevada (H)	43	45	(L)
13	Nevada (H)	62	39	(W)
16	Santa Barbara State (A)	41	40	(W)

## 1944-45 (7-16) COACH: Bill Hubbard

Nov.16	Alameda Naval Air Station (H)	28	45	(L)
21	Hamilton Field (H)	36	40	(L)
29	Gilroy Packers (H)	61	25	(W)
Dec. 1	Mare Island (H)	58	42	(W)
5	Salinas Army Air Base (H)	43	33	(W)
7	Tanforan Navy Center (H)	35	34	(W)
8	Moffett Field (H)	41	40	(L-OT)
11	Fairfield-Suisun (H)	26	46	(L)
12	Alameda Naval Air Station (H)	33	46	(L)
15	Moffett Field (A)	56	54	(W)
Jan. 5	Pacific (H)	37	55	(L)
9	Alameda Coast Guard (H)	38	52	(L)
12	Pacific (A)	26	65	(L)
18	Treasure Island Guard (H)	34	42	(L)
23	Mare Island Shipyard (H)	29	40	(L)
26	Livermore Naval Air (H)	31	43	(L)
30	Treasure Island Coast Guard (H)	34	47	(L)
Feb. 1	San Francisco State (A)	45	46	(L-OT)
5	Livermore Naval Air (H)	35	56	(L)
6	Hamilton Field (H)	38	57	(L)
9	San Francisco State (H)	47	28	(W)
12	Mare Island Veterans (H)	51	31	(W)
13	Fort Ord	45	80	(L)

## 1945-46 (17-14) COACH: Walt McPherson ASSISTANT: Bob Bronzan

Dec. 3	Stanford (A)	30	46	(L)
4	Moffett Field (A)	36	53	(L)
7	Fairfield-Suisun (H)	52	29	(W)
12	@Moffett Field (A)	36	49	(L)
14	Alameda Navy (H)	37	40	(L)
17	Livermore NAS (H)	53	34	(W)
18	Stanford (H)	39	21	(W)
21	Hamilton Field (A)	41	55	(L)
Jan. 4	San Francisco State (A)	62	51	(W)
5	Fleet City (H)	50	60	(L)
8	Fairfield-Suisun (A)	40	35	(W)
11	San Diego State (H)	32	40	(L)
12	San Diego State (H)	51	40	(W)
16	San Francisco State (H)	60	43	(W)
18	Nevada (A)	40	46	(L)
19	Nevada (A)	40	59	(L)
22	Hamilton Field (H)	49	43	(W)
25	Merchant Marine (A)	47	42	(W)
26	Pacific (A)	60	58	(W)
Feb. 1	Fresno State (A)	43	35	(W)
2	Fresno State (A)	46	45	(L-OT)
6	Fresno Athletic Club (H)	65	46	(W)
8	Fleet City (A)	50	80	(L)
9	Pacific (H)	41	35	(W)

12	Saint Mary's (Calif.) (H)	54	60	(L)
13	Merchant Marine (A)	46	45	(W)
15	Fresno State (H)	57	40	(W)
16	Fresno State (H)	55	35	(W)
20	Saint Mary's (Calif.) (H)	45	39	(W)
22	San Diego State (A)	42	54	(L)
23	San Diego State (A)	35	47	(L)

## 1946-47 (18-9) COACH: Walt McPherson ASSISTANT: Bob Bronzan

Nov.25	Stanford (A)	33	45	(L)
27	Stanford (H)	49	41	(W)
Dec. 3	S.F. Athletic Club (H)	43	42	(W)
6	Hawaii All Stars (H)	55	37	(W)
7	Sacramento Senators (H)	38	44	(L)
11	Borlo Athletic Club (H)	47	46	(W)
13	Chapel of Oaks (H)	49	40	(W)
20	Willamette (H)	53	38	(W)
21	Willamette (H)	48	41	(W)
Jan. 7	USF (A)	44	34	(W)
11	San Francisco State (A)	46	43	(W-OT)
13	San Diego State (H)	48	28	(W)
17	USF (H)	45	25	(W)
18	Saint Mary's (Calif.) (H)	41	43	(L)
21	Saint Mary's (Calif.) (A)	35	37	(L)
24	Nevada (H)	43	41	(W)
25	Nevada (H)	53	45	(W)
Feb. 1	Pacific (A)	43	44	(L)
4	Hayward S&H (H)	56	37	(W)
7	UC Santa Barbara (H)	55	49	(W)
8	Fresno State (H)	49	31	(W)
11	San Francisco State (H)	42	38	(W)
14	Cal Poly-SLO (A)	62	36	(W)
15	UC Santa Barbara (A)	45	59	(L)
17	San Diego State (A)	39	44	(L)
21	Fresno State (A)	40	42	(L)
22	Cal Poly-SLO (H)	59	47	(W)
28	Pacific (H)	48	59	(L)

## 1947-48 (23-9) CALIFORNIA COLLEGIATE ATHLETIC ASSOCIATION CHAMPION COACH: Walt McPherson ASSISTANT: Bob Bronzan CAPTAIN: Chuck Hughes

Dec. 3	Stanford (A)	50	54	(L)
6	USF (A)	36	42	(L)
10	Borlo Athletic Club (H)	41	45	(L)
19	Seattle (A)	52	33	(W)
20	Seattle (A)	59	39	(W)
22	Willamette (H)	67	49	(W)
23	Willamette (H)	55	56	(L)
29	Nebraska (H)	39	38	(W)
Jan. 2	San Francisco State (H)	62	41	(W)
3	S.F. Athletic Club (H)	48	47	(W)
9	Nevada (A)	63	43	(W)
10	Nevada (A)	49	46	(W)
16	UC Santa Barbara (H)	54	37	(W)
20	Saint Mary's (Calif.) (A)	39	43	(L)
21	San Francisco State (A)	56	61	(L)
24	Pacific (A)	54	42	(W)
29	Oakland Bittners (H)	40	57	(L)
30	Fresno State (H)	56	36	(W)
Feb. 3	Saint Mary's (Calif.) (H)	37	32	(W)
6	Cal Poly-SLO (A)	58	52	(W)
7	UC Santa Barbara (A)	64	54	(W)
9	San Diego State (A)	55	39	(W)
13	Fresno State (A)	60	40	(W)
14	Cal Poly-SLO (H)	56	53	(W)
18	Amblers (H)	65	51	(W)
20	Pacific (H)	55	41	(W)
24	USF (H)	32	50	(L)
Mar. 1	San Diego State (H)	61	49	(W)
Pepperdine (NAIA Regional)		66	55	(W)
Iowa Wesleyan (NAIA Tournament)		64	58	(W)
Marshall (NAIA Tournament)		74	72	(W-2OT)
Indiana State (NAIA Tournament)		52	59	(L)

## 1948-49 (22-13) CALIFORNIA COLLEGIATE ATHLETIC ASSOCIATION CHAMPION COACH: Walt McPherson ASSISTANT: Tom Cureton CAPTAIN: Bob Hagen

Nov.29	San Francisco National Guard (H)	51	55	(L)
Dec. 2	USF (A)	49	66	(L)
4	San Francisco YMI (H)	55	46	(W)
8	Stewart Chevrolet (H)	57	33	(W)
9	San Francisco State (A)	56	62	(L)
11	Chico State (H)	58	33	(W)
17	BYU (A)	47	60	(L)
18	BYU (A)	67	73	(L)
20	Utah State (A)	61	41	(W)
21	Utah State (A)	37	47	(L)
Jan. 5	Montana (N)	68	59	(W)
7	San Diego State (A)	55	52	(W)
8	Pepperdine (A)	49	53	(L)
11	San Francisco State (H)	57	51	(W)
14	Nevada (H)	58	46	(W)
15	Nevada (H)	66	47	(W)
19	San Francisco National Guard (A)	54	52	(W)
21	Fresno State (H)	69	43	(W)
22	Pepperdine (H)	64	42	(W)
25	St. Mary's (Calif.) (H)	49	53	(L)
28	(#11) Stanford (A)	49	50	(L)
31	San Jose Mal Suns (N)	59	48	(W)
Feb. 2	Oakland Bittners (H)	54	58	(L)
5	San Diego State (H)	65	55	(W)
8	Pacific (H)	52	51	(W)
11	Cal Poly-SLO (H)	52	41	(W)
12	(#9) USF (H)	43	50	(L)
15	Fresno State (A)	54	52	(W)
18	Cal Poly-SLO (A)	60	40	(W)
19	UC Santa Barbara (A)	34	60	(L)
25	Pacific (H)	52	38	(W)
26	UC Santa Barbara (H)	55	32	(W)
* Pepperdine (NAIA Regional)		60	46	(W)
+ Lawrence Tech (NAIA Tournament)		63	52	(W)
+ Eastern Illinois (NAIA Tournament)		75	81	(L)

## 1949-50 (21-7) COACH: Walt McPherson ASSISTANT: Tom Cureton CAPTAINS: Bob Wuesthoff & Stu Inman

Dec. 1	USF (A)	43	38	(W)
3	Stanford (A)	42	52	(L)
7	Saint Mary's (Calif.) (H)	58	43	(W)
9	San Francisco YMI (H)	54	41	(W)
13	Gonzaga (N)	43	51	(L)
Jan. 7	CS Sacramento (H)	52	46	(W)
13	San Diego State (A)	60	52	(W)
14	Pepperdine (A)	51	58	(L) (OT)
17	San Francisco State (A)	51	49	(W)
21	Fresno State (A)	61	63	(L)
24	Stewart Chevrolet (H)	34	49	(L)
27	Nevada (A)	64	62	(W)
28	Nevada (A)	71	66	(W)
Feb. 1	San Francisco State (H)	50	45	(W)
3	Bowling Green (N)	49	48	(W)
4	West Virginia State (N)	52	50	(W)
7	Santa Clara (N)	51	48	(W)
10	Cal Poly-SLO (A)	67	61	(W)
11	UC Santa Barbara (A)	44	50	(L)
14	Fresno State (H)	68	52	(W)
15	Saint Mary's (Calif.) (A)	63	50	(W)
17	San Diego State (H)	59	48	(W)
18	Pepperdine (H)	56	51	(W)
21	(#11) USF (H)	44	54	(L)
24	Pacific (A)	54	47	(W)
25	Cal Poly-SLO (H)	67	51	(W)
28	Pacific (H)	66	41	(W)
Mar. 3	UC Santa Barbara (H)	79	46	(W)

### National Ranking

The 1950 San Jose State team was ranked in the Associated Press polls the weeks of February 21 (#18), February 28 (#19) and March 7 (#17).



# Season Scores (1951-1957)

**1950-51 (18-12)**  
**NCAA TOURNAMENT PARTICIPANT**  
**COACH: Walt McPherson**  
**ASSISTANTS: Robert Wuesthoff & Tom Cureton**  
**CAPTAIN: Bobby Crowe**

Dec. 1	San Francisco State (H)	76	49	(W)
5	Stanford (A)	49	59	(L)
9	CS Sacramento (H)	51	46	(W)
12	Fresno State (H)	56	31	(W)
15	UC Santa Barbara (A)	45	38	(W)
16	(#9) UCLA (A)	59	62	(L)
21	Colorado (H)	49	47	(W)
26	Wisconsin (A)	59	75	(L)
30	Manhattan (A)	54	70	(L)
Jan. 2	Duquesne (A)	57	74	(L)
4	Beloit (A)	57	86	(L)
6	Hamline (A)	47	58	(L)
11	San Francisco YMI (H)	48	46	(W) (OT)
13	Santa Clara (N)	55	50	(W)
17	San Francisco State (A)	62	60	(W) (OT)
19	USF (N)	43	54	(L)
20	Saint Mary's (Calif.) (N)	64	59	(W)
23	Stewart Chevrolet (H)	45	55	(L)
25	Fresno State (A)	85	42	(W)
27	(#14) Arizona (H)	55	62	(L)
30	Cal Poly-SLO (H)	59	54	(W)
Feb. 7	Saint Mary's (Calif.) (H)	66	51	(W)
10	Pacific (H)	58	56	(W)
16	Santa Clara (N)	55	63	(L)
17	USF (N)	61	59	(W)
20	Pacific (A)	53	51	(W)
23	San Diego State (H)	68	37	(W)
24	San Diego State (H)	50	46	(W)
27	USF (H)	52	49	(W) (OT)
Mar 22	*(#11) BYU (N)	61	66	(L)

\* - NCAA Western Regionals

**1951-52 (15-10)**  
**COACH: Walt McPherson**  
**ASSISTANT: Robert Wuesthoff**  
**CAPTAINS: George Clark & Elmer Craig**

Dec. 1	Cal Poly-SLO (H)	49	46	(W)
4	CS Sacramento (H)	61	49	(W)
8	Fresno State (A)	72	58	(W)
14	San Francisco State (H)	59	30	(W)
15	Utah State (H)	59	54	(W)
22	Fresno Mid-Valley AAU (H)	55	40	(W)
Jan. 3	Oregon (H)	51	49	(W)
5	Saint Mary's (Calif.) (A)	52	63	(L)
9	Saint Mary's (Calif.) (H)	49	50	(L)
12	Pacific (H)	35	36	(L)
16	San Francisco YMI (H)	77	50	(W)
19	USF (A)	54	56	(L)
23	Hawai'i (A)	44	42	(W)
25	Universal Motors (A)	53	51	(W)
27	Hickam Field (A)	59	53	(W)
30	Stanford (A)	66	71	(L)
Feb. 2	San Francisco State (A)	54	56	(L)
5	Pacific (A)	49	57	(L)
9	Fresno Mid Valley AAU (A)	47	56	(L)
13	USF (H)	41	40	(W)
19	Fresno State (H)	69	54	(W)
22	Santa Clara (N)	55	66	(L)
23	Saint Mary's (Calif.) (N)	55	59	(L)
29	San Diego State (A)	58	53	(W)
Mar. 1	San Diego State (A)	80	61	(W)

**1952-53 (15-8)**  
**COACH: Walt McPherson**  
**ASSISTANT: Robert Wuesthoff**  
**CAPTAINS: Lee Jensen & Don Edwards**

Dec. 2	CS Sacramento (A)	43	42	(W)
5	Fresno State (H)	58	40	(W)
9	San Francisco State (H)	63	56	(W)
26	Stanford (H)	68	62	(W)
27	Santa Clara (H)	42	58	(L)
Jan. 2	USF (A)	47	67	(L)
13	Santa Clara (H)	47	65	(L)

17	Pepperdine (H)	78	60	(W)
20	Saint Mary's (Calif.) (A)	65	67	(L)
23	Utah State (A)	59	63	(L)
24	Utah State (A)	69	55	(W)
28	San Francisco State (A)	65	63	(W)
31	Pacific (A)	66	54	(W)
Feb. 6	Cal Poly-SLO (A)	67	69	(L)
7	Loyola (Calif.) (A)	57	61	(L) (OT)
10	Saint Mary's (Calif.) (H)	61	46	(W)
13	Pacific (H)	81	54	(W)
14	CS Sacramento (H)	49	40	(W)
17	Fresno State (A)	82	60	(W)
20	USF (H)	58	46	(W)
24	Santa Clara (H)	47	50	(L) (OT)
27	San Diego State (H)	66	54	(W)
28	San Diego State (H)	77	61	(W)

**1953-54 (12-15)**  
**COACH: Walt McPherson**  
**ASSISTANT: Jerry Vroom**  
**CAPTAIN: Carroll Williams**

Dec. 1	San Francisco State (H)	75	55	(W)
4	Oregon (A)	63	74	(L)
5	Oregon (A)	70	74	(L) (OT)
11	(#17) California (A)	48	56	(L)
18	Arizona (A)	77	81	(L) (OT)
19	Arizona State (A)	61	50	(W)
21	Pepperdine (A)	57	67	(L)
29	Cal Poly-SLO (H)	47	46	(W)
30	San Francisco State (A)	61	58	(W)
Jan. 5	Santa Clara (H)	39	41	(L) (OT)
8	St. Mary's (Calif.) (H)	56	57	(L)
13	USF (A)	50	57	(L)
15	Pacific (H)	54	57	(L)
19	Fresno State (A)	58	60	(L)
23	Stanford (A)	58	80	(L)
26	Stanford (H)	60	70	(L)
Feb. 2	Santa Clara (H)	47	76	(L)
4	Loyola (Calif.) (H)	68	57	(W)
6	Pacific (H)	63	48	(W)
9	Saint Mary's (Calif.) (A)	57	55	(W)
12	CS Sacramento (H)	49	57	(L)
15	USF (H)	66	49	(W)
17	Pacific (A)	70	64	(W)
19	Santa Clara (H)	72	53	(W)
23	Saint Mary's (Calif.) (H)	59	54	(W)
26	Fresno State (H)	78	63	(W)
Mar. 1	USF (A)	57	76	(L)

**1954-55 (16-9)**  
**COACH: Walt McPherson**  
**ASSISTANT: Jerry Vroom**  
**CAPTAIN: Carroll Williams**

Dec. 1	Fresno State (H)	69	62	(W)
3	Stanford (A)	69	80	(L)
7	San Francisco State (A)	73	67	(W)
10	San Dimas (H)	69	46	(W)
20	UC Santa Barbara (H)	55	73	(L)
27	Beloit (A)	68	75	(L)
28	Marquette (A)	68	80	(L)
30	Washington U. (A)	88	48	(W)
Jan. 5	Pacific (A)	66	54	(W)
7	St. Mary's (Calif.) (H)	52	48	(W)
10	(#5) USF (A)	30	56	(L)
14	Santa Clara (H)	47	40	(W)
18	Fresno State (A)	63	60	(W)
22	Loyola (Calif.) (A)	75	65	(W)
26	Cal Poly-SLO (H)	73	66	(W)
28	San Diego State (H)	59	48	(W)
Feb. 1	Santa Clara (H)	45	57	(L)
4	Pacific (H)	70	62	(W)
8	San Francisco State (H)	63	56	(W)
11	(#1) USF (H)	49	59	(L)
14	Saint Mary's (Calif.) (A)	64	62	(W)
17	Santa Clara (H)	57	60	(L)
23	(#1) USF (H)	40	64	(L)
25	Saint Mary's (Calif.) (A)	68	58	(W)
Mar. 2	Pacific (A)	65	63	(W)

**1955-56 (15-10)**  
**COACH: Walt McPherson**  
**ASSISTANTS: Carroll Williams & Jerry Vroom**  
**CAPTAIN: Tom Crane**

Dec. 2	Seattle (A)	65	59	(W)
3	Seattle (A)	46	62	(L)
10	CS Sacramento (H)	66	41	(W)
13	San Francisco State (H)	65	59	(W) (OT)
16	Arizona (A)	68	63	(W)
17	Arizona State (A)	62	81	(L)
19	San Diego State (A)	50	57	(L)
30	Arizona State (H)	69	58	(W)
Jan. 2	CS Sacramento (A)	58	52	(W)
6	Santa Clara (H)	59	38	(W)
13	Pepperdine (A)	80	66	(W)
14	Loyola (Calif.) (A)	45	41	(W)
17	Pacific (H)	61	32	(W)
31	(#1) USF (A)	40	67	(L)
Feb. 3	Saint Mary's (Calif.) (A)	52	59	(L)
4	Pepperdine (H)	67	65	(W)
7	Santa Clara (H)	54	52	(W)
11	Fresno State (H)	85	66	(W)
14	(#1) USF (H)	52	76	(L)
17	Pacific (A)	59	60	(L)
18	Loyola (Calif.) (H)	69	71	(L)
21	Fresno State (A)	70	67	(W)
24	San Francisco State (A)	66	51	(W)
28	Saint Mary's (Calif.) (H)	60	70	(L)
Mar. 3	Stanford (A)	70	72	(L)

**1956-57 (13-12)**  
**COACH: Walt McPherson**  
**ASSISTANTS: Fred Niemann & Jerry Vroom**  
**CAPTAIN: Jack Rowley**

Nov.30	Stanford (H)	59	55	(W)
Dec. 1	CS Sacramento (H)	56	43	(W)
4	Arizona State (A)	82	71	(W)
11	San Francisco State (H)	67	52	(W)
14	Valparaiso (A)	71	69	(W)
17	Evansville (A)	73	81	(L)
18	Washington U. (A)	55	46	(W)
20	(#15) Oklahoma City (A)	74	91	(L)
27	Santa Clara (H)	47	57	(L)
29	California (A)	47	69	(L)
Jan. 4	USF (A)	51	66	(L)
5	Pepperdine (H)	80	54	(W)
11	Loyola (Calif.) (A)	78	74	(W)
12	Pepperdine (A)	62	42	(W)
15	Fresno State (H)	75	79	(L) (OT)
22	Fresno State (A)	77	75	(W)
Feb. 1	Pacific (A)	66	65	(W)
5	Santa Clara (H)	59	67	(L)
9	Saint Mary's (Calif.) (A)	75	77	(L)
12	Pacific (H)	72	69	(W)
15	Loyola (Calif.) (H)	79	64	(W)
19	San Francisco State (A)	67	68	(L)
22	Saint Mary's (Calif.) (H)	66	67	(L)
26	Santa Clara (H)	58	68	(L)
Mar. 1	USF (H)	85	76	(L)

# Season Scores (1958-1960)



**1957-58 (13-13)**  
**COACH: Walt McPherson**  
**ASSISTANTS: Jerry Vroom & Stu Inman**  
**CAPTAIN: Gil Egeland**

Dec 3	San Francisco State (H)	67	56	(W)
6	California (A)	62	70	(L)
10	Oregon (A)	67	72	(L)
11	Oregon (A)	53	62	(L)
14	Stanford (A)	66	59	(W)
20	Idaho State (A)	39	54	(L)
21	Idaho State (A)	59	63	(L)
27	Arizona (H)	77	63	(W)
28	Arizona State (H)	71	52	(W)

Jan 4	(#6) USF (H)	44	66	(L)
7	Saint Mary's (Calif.) (A)	53	72	(L)
10	Loyola (Calif.) (H)	68	54	(W)
11	Pepperdine (H)	92	61	(W)
14	Pacific (H)	78	60	(W)
17	Fresno State (A)	60	62	(L)
21	Fresno State (H)	68	58	(W)
Feb. 1	San Diego State (H)	63	60	(W)
4	Santa Clara (H)	46	57	(L)
7	CS Sacramento (A)	66	49	(W)
11	San Francisco State (A)	71	41	(W)
14	Saint Mary's (Calif.) (H)	58	47	(W)
18	Pacific (A)	61	63	(L)
21	Loyola (Calif.) (A)	66	68	(L)

Feb. 22	Pepperdine (A)	67	68	(L)
25	Santa Clara (H)	54	40	(W)
28	(#4) USF (A)	50	62	(L)

**1958-59 (5-19)**  
**COACH: Walt McPherson**  
**ASSISTANTS: Jerry Vroom & Stu Inman**  
**CAPTAINS: Ned Fitzgerald & Joe McGrath**

### 1958-59 Individual Statistics

	Player	G	FG-FGA	Pct.	FT-FTA	Pct.	REB	Avg.	PF-D	Pts.	Avg.				
Dec. 1	Stanford (A)	40	57	(L)	J. Fitzgerald	24	121-348	.348	55-79	.696	133	5.5	58-1	297	12.3
3	California (A)	36	60	(L)	J. McGrath	22	75-188	.399	66-91	.725	67	3.0	52-1	216	9.8
9	San Francisco State (H)	40	44	(L)	Lundquist	24	60-145	.414	40-73	.547	222	9.2	64-2	160	6.6
12	*San Diego State (N)	50	63	(L)	B. Chapman	24	43-131	.327	43-64	.672	103	4.3	59-0	129	5.6
13	*Pepperdine (N)	40	46	(L)	B. Ulrey	22	46-160	.287	31-46	.673	60	2.7	42-1	123	5.4
15	Wheaton (H)	46	52	(L)	J. Whelihan	21	44-121	.363	20--33	.606	55	2.6	17-0	108	5.1
19	Redlands (H)	61	46	(W)	Simon	19	17-73	.233	24-47	.510	58	3.1	47-3	58	3.1
Jan. 2	Arizona (A)	64	62	(W)	Reeser	5	2-4	.500	5-6	.833	1	0.2	1-0	9	1.8
3	Arizona State (A)	58	62	(L)	J. Embree	22	10-40	.250	15-26	.577	49	2.2	18-0	35	1.6
5	New Mexico State (A)	50	70	(L)	A. Andreas	19	11-40	.275	8-13	.615	7	0.4	16-0	30	1.6
10	USF (A)	46	51	(L)	J. Harris	14	4-27	.148	14-19	.737	10	0.7	9-0	22	1.6
13	Santa Clara (H)	42	61	(L)	Henry	8	4-9	.444	0-1	.000	9	1.1	7-0	8	1.0
16	Pacific (A)	55	69	(L)	D. Harris	6	1-7	.142	0-2	.000	7	1.2	3-0	2	0.3
30	Pacific (H)	46	51	(L)	Donohue	3	0-0	.000	0-0	.000	0	0.0	0-0	0	0.0
31	San Diego State (H)	48	39	(W)	O'Brien	3	0-0	.000	0-1	.000	0	0.0	0-0	0	0.0
Feb. 3	USF (H)	48	45	(W)	<b>SJSU</b>	24	438-1293	.345	321-501	.647	931	38.8	393-8	1197	49.9
6	Pepperdine (H)	69	71	(L)	<b>OPP.</b>	24	495-1339	.369	362-556	.651	1142	47.6	374-10	1352	56.3
7	Loyola (Calif.) (H)	41	46	(L)											
10	San Francisco State (A)	69	49	(W)											
13	Loyola (Calif.) (A)	43	49	(L)											
14	Pepperdine (A)	52	68	(L)											
20	Saint Mary's (Calif.) (H)	51	59	(L)											
24	Santa Clara (H)	56	72	(L)											
27	Saint Mary's (Calif.) (A)	46	60	(L)											

\* - Poinsettia Tournament

**1959-60 (6-19)**  
**COACH: Walt McPherson**  
**ASSISTANT: Stu Inman**  
**CAPTAIN: Bob Chapman**

### 1959-60 Individual Statistics

	Player	G	FG-FGA	Pct.	FT-FTA	Pct.	REB	Avg.	PF	Pts.	Avg.				
Dec. 1	San Francisco State (H)	54	41	(W)	V. Corl	23	113-325	.348	38-56	.679	106	4.6	56	264	11.5
3	Stanford (A)	31	69	(L)	D. Marc	25	98-257	.361	70-110	.636	190	7.6	48	266	10.6
5	Denver (A)	47	64	(L)	J. McGrath	17	46-128	.359	59-88	.670	47	2.8	43	151	8.9
12	California (A)	43	54	(L)	G. Ryan	25	74-208	.356	24-56	.429	104	4.2	50	172	6.9
14	Fresno State (H)	68	63	(W)	B. Chapman	25	57-146	.390	34-63	.540	115	4.6	68	148	5.9
21	Oregon (A)	41	56	(L)	V. Barnes	25	50-151	.331	23-42	.548	71	2.8	31	123	4.9
22	Oregon (A)	45	58	(L)	J. Whelihan	11	23-88	.261	1-6	.167	32	2.8	13	47	4.2
26	* USF (N)	48	51	(L)	A. Dalbey	25	23-80	.288	31-50	.620	88	3.5	40	77	3.1
29	* Pepperdine (N)	60	84	(L)	F. Mitchell	9	8-24	.333	10-13	.769	11	1.2	8	26	2.9
30	* Pacific (N)	56	61	(L)	N. Bostock	8	6-22	.273	8-13	.615	17	2.1	9	20	2.5
Jan. 5	San Francisco State (A)	81	57	(W)	J. Embree	16	8-24	.333	5-11	.455	29	1.8	20	21	1.3
8	Pacific (H)	55	66	(L)	P. Ashmore	15	5-21	.238	6-13	.462	4	0.2	10	16	1.1
12	Santa Clara (H)	47	49	(L)	R. Pliiler	3	1-5	.200	1-2	.500	0	0.0	2	3	1.0
19	Fresno State (A)	45	70	(L)							158				
23	Saint Mary's (Calif.) (H)	58	64	(L)	<b>SJSU</b>	25	512-1497	.346	310-523	.593	972	38.9	398	1334	53.4
30	San Diego State (H)	57	52	(W)	<b>OPP.</b>	25	562-1377	.423	355-552	.607	1125	45.0	389	1519	60.6
Feb. 6	Santa Clara (H)	41	65	(L)											
9	Pacific (A)	58	50	(W)											
12	Pepperdine (A)	58	62	(L)											
13	Loyola (Calif.) (A)	42	51	(L)											
16	USF (H)	69	66	(W)											
19	Pepperdine (H)	70	72	(L)											
20	Loyola (Calif.) (H)	48	55	(L)											
23	Saint Mary's (Calif.) (A)	54	69	(L)											
26	USF (A)	58	74	(L)											

\* - WCAC Tournament



# Scores & Statistics (1961-1962)

## 1960-61 (11-14)

COACH: Stu Inman

ASSISTANT: Danny Glines

CAPTAINS: Norm Bostock & Joe Braun

Dec. 2	Fresno State (H)	74	54	(W)
6	California (A)	39	43	(L)
9	San Francisco State (H)	55	44	(W)
10	UC Davis (H)	63	39	(W)
14	Idaho State (A)	46	41	(W)
16	(#16) Utah (A)	48	82	(L)
19	St. Louis (A)	26	52	(L)
21	Washington U. (A)	47	49	(L)
26	* Loyola (Calif.) (N)	53	51	(W)
27	* Saint Mary's (Calif.) (N)	40	41	(L)
29	* Santa Clara (N)	42	48	(L)
Jan. 7	Santa Clara (H)	31	45	(L)
14	Pacific (A)	48	44	(W)
26	Redlands (H)	55	41	(W)
28	Fresno State (H)	63	68	(L)
Feb. 3	Loyola (Calif.) (H)	45	54	(L)
4	Pepperdine (H)	68	46	(W)
6	Pepperdine (A)	67	56	(W)
7	Loyola (Calif.) (A)	46	55	(L)
14	Santa Clara (H)	29	30	(L)
18	USF (A)	39	40	(L)
24	St. Mary's (Calif.) (H)	46	65	(L)
25	Pacific (H)	60	45	(W)
Mar. 3	USF (A)	38	49	(L)
4	Saint Mary's (Calif.) (A)	74	72	(W)

\* - WCAC Tournament

## 1960-61 Individual Statistics

Player	G	FG-FGA	Pct.	FT-FTA	Pct.	REB	Avg.	PF	Pts.	Avg.
J. Braun	25	98-238	.412	69-111	.622	176	7.0	75	265	10.6
N. Bostock	25	69-204	.338	41-66	.621	90	3.6	52	179	7.2
D. Bates	25	57-182	.313	60-97	.619	134	5.4	84	174	7.0
V. Barnes	25	58-187	.310	48-76	.632	113	4.5	52	161	6.4
B. Robertson	20	50-135	.370	24-37	.649	103	4.1	52	124	6.2
B. Yonge	25	52-153	.340	35-64	.547	81	3.2	60	139	5.6
G. Ryan	22	36-121	.290	41-55	.746	53	2.4	23	113	5.2
D. O'Mohundro	8	6-28	.214	6-8	.750	15	1.9	7	18	2.3
A. Andreas	2	0-0	.000	4-6	.667	0	0.0	0	4	2.0
B. Cassell	1	1-3	.333	0-0	.000	1	1.0	0	2	2.0
B. Lister	12	7-25	.280	9-17	.529	27	2.3	15	23	1.9
D. Romine	19	10-48	.208	9-21	.429	23	1.2	27	29	1.5
V. Corl	7	2-15	.133	2-2	1.000	7	1.0	1	6	0.9
R. Skillern	5	0-1	.000	2-5	.400	3	0.6	1	2	0.4
<b>SJSU</b>	25	446-1340	.333	350-565	.619	993	39.7	451	1242	49.7
<b>OPP.</b>	25	420-1094	.384	414-628	.659	946	37.9	390	1254	50.2



Joe Braun



Norm Bostock



Dennis Bates



Vance Barnes



Bill Robertson

## 1961-62 (13-11)

COACH: Stu Inman

ASSISTANT: Danny Glines

CAPTAIN: Vance Barnes

Dec. 2	# Chico State (H)	66	31	(W)
7	# San Francisco State (A)	60	35	(W)
8	# Nevada (A)	71	43	(W)
9	# Nevada (A)	75	54	(W)
12	# Fresno State (H)	71	42	(W)
15	# Utah (A)	50	60	(L)
16	# Utah State (A)	58	72	(L)
20	# BYU (A)	60	54	(W)
21	# New Mexico (A)	51	63	(L)
26	* Saint Mary's (Calif.) (N)	46	48	(L)
27	* San Francisco State (N)	58	39	(W)
29	* Pacific (N)	49	47	(W)
Jan. 4	# USF (A)	39	36	(W)
10	# Pacific (A)	59	48	(W)
13	# St. Mary's (Calif.) (A)	51	37	(W)
Feb. 9	# Pepperdine (H)	52	50	(W)
10	# Loyola (Calif.) (H)	59	49	(W)
16	Pepperdine (A)	53	71	(L)
17	Loyola (Calif.) (H)	55	70	(L)
23	USF (H)	52	54	(L)
27	Santa Clara (H)	48	69	(L)
Mar. 2	Saint Mary's (Calif.) (H)	57	67	(L)
6	Pacific (H)	56	62	(L)
10	Santa Clara (H)	46	61	(L)

# - Game forfeited by San Jose State

\* - WCAC Tournament

## 1961-62 Individual Statistics

Player	G	FG-FGA	Pct.	FT-FTA	Pct.	REB	Avg.	PF-D	Pts.	Avg.
J. Braun	12	52-114	.456	25-42	.595	78	6.5	34-2	131	10.9
B. Robertson	15	66-148	.445	31-44	.705	95	5.3	49-2	163	10.3
D. Bates	24	77-194	.396	81-123	.658	137	5.7	73-6	235	9.8
B. Yonge	24	66-179	.368	36-56	.543	87	3.6	52-4	158	7.0
V. Barnes	22	58-157	.369	36-74	.486	100	4.5	45-1	152	6.9
H. Edwards	24	73-179	.408	16-37	.432	116	4.8	86-9	162	6.7
R. Dahl	24	49-128	.382	48-85	.565	91	3.8	70-7	146	6.1
B. Nye	20	28-80	.350	8-18	.444	68	3.4	20-0	64	3.2
G. Gresham	15	14-49	.285	11-19	.579	27	1.8	27-1	39	2.6
C. Carpenter	18	5-26	.278	31-43	.721	26	1.4	10-0	41	2.3
J. Gwartney	10	11-32	.344	0-2	.000	10	1.0	11-0	22	2.2
G. Citta	10	7-17	.412	5-8	.625	10	1.0	10-0	19	1.9
J. Mercer	3	0-1	.000	0-1	.000	0	0.0	0-0	0	0.0
L. Kearns	3	0-1	.000	0-0	.000	0	0.0	0-0	0	0.0
<b>SJSU</b>	24	506-1305	.387	328-552	.594	1012	42.2	497-32	1342	55.9
<b>OPP.</b>	24	413-1084	.381	436-654	.667	900	37.5	417-7	1262	52.5



Joe Braun



Bill Robertson



Dennis Bates



Bill Yonge



Vance Barnes



# Scores & Statistics (1963-1964)



1962-63 (14-10)

COACH: Stu Inman

ASSISTANTS: Danny Glines & Bob Wendell

CAPTAINS: Dennis Bates & Bill Yonge

Nov.30	Portland (A)	60	43	(W)
Dec. 1	Portland (A)	66	48	(W)
6	San Francisco State (H)	52	43	(W)
7	UC Santa Barbara (A)	70	46	(W)
11	Fresno State (A)	42	56	(L)
14	San Fernando State (H)	70	52	(W)
17 (#10)	Illinois (A)	64	90	(L)
19	Michigan (A)	52	60	(L)
20	Detroit (A)	76	82	(L)
26	* Pepperdine (N)	64	54	(W)
28	* Santa Clara (N)	65	62	(W)
30	* St. Mary's (Calif.) (N)	55	51	(W)
Jan. 5	Pacific (A)	42	41	(W)
11	Saint Mary's (Calif.) (A)	50	56	(L)
12	Loyola (Calif.) (H)	62	52	(W)
Feb. 2	Santa Clara (H)	55	57	(L)
8	Pepperdine (H)	67	60	(W)
15	Loyola (Calif.) (A)	48	56	(L)
16	Pepperdine (A)	63	80	(L)
22	USF (H)	49	48	(W)
23	Santa Clara (H)	57	77	(L)
Mar. 4	Saint Mary's (Calif.) (H)	60	59	(W)
6	USF (A)	46	51	(L)
9	Pacific (H)	61	43	(W)

\* - WCAC Tournament

1962-63 Individual Statistics

Player	G	FG-FGA	Pct.	FT-FTA	Pct.	REB	Avg.	PF-D	Pts.	Avg.
D. Bates	24	107		82-117	.701			71-4	296	12.3
B. Robertson	15	57-177	.322	50-76	.656	100	6.7	55-3	164	10.9
H. Edwards	24	90		30-67	.448			86-9	210	8.8
B. Yonge	24	77		47-81	.580			71-3	201	8.4
E. Sims	20	62		24-53	.453			45-1	142	7.1
A. Jancsi	24	37		44-58	.759			30-0	118	4.9
R. Labetich	24	37		38-62	.613			57-0	112	4.7
M. Simpson	23	44		18-27	.667			21-0	106	4.6
C. Carpenter	17	4		10-13	.769			9-0	18	1.1
G. Citta	8	2		8-10	.800			2-0	7	0.9
G. Boggs	9	1		4-5	.800			4-0	6	0.7
L. Kearns	4	1-3	.333	0-0	.000	3	0.7	1-0	2	0.5
C. Perez	7	0		0-0	.000			0-0	0	0.0
B. Lindsten	2	0-1	.000	0-0	.000	3	1.5	0-0	0	0.0
<b>SJSU</b>	24	520		353-640	.552			464-23	1393	58.0
<b>OPP.</b>	24	481		421-608	.692			438-20	1383	57.6



Dennis Bates



Bill Robertson



Harry Edwards



Bill Yonge



Eddie Sims

1963-64 (14-10)

COACH: Stu Inman

ASSISTANT: Danny Glines

CAPTAINS: Harry Edwards & Al Jancsi

Nov.30	UC Santa Barbara (A)	59	56	(W)
Dec. 6	Portland (H)	58	56	(W)
7	Portland (H)	74	61	(W)
13	Arizona (A)	44	63	(L)
14	UTEP (A)	37	53	(L)
18	San Diego (H)	75	41	(W)
20	Stanford (A)	50	56	(L)
26	* Loyola (Calif.) (N)	68	63	(W)
27	* UC Santa Barbara (N)	77	50	(W)
28	* Santa Clara (N)	58	55	(W)
Jan. 4	San Francisco State (A)	62	49	(W)
10	Loyola (Calif.) (A)	64	47	(W)
11	Pepperdine (A)	57	53	(W)
Feb. 3	UC Santa Barbara (H)	38	55	(L)
6	USF (H)	47	64	(L)
8	Santa Clara (H)	53	58	(L)
11	Saint Mary's (Calif.) (A)	49	48	(W)
15	Pacific (H)	58	50	(W)
21	Loyola (Calif.) (H)	63	62	(W)
22	Pepperdine (H)	54	55	(L)
28	USF (H)	46	48	(L)
29	Santa Clara (H)	67	54	(W)
Mar. 5	Saint Mary's (Calif.) (H)	42	48	(L)
7	Pacific (A)	49	62	(L)

\* - WCAC Tournament

1963-64 Individual Statistics

Player	G	FG-FGA	Pct.	FT-FTA	Pct.	REB	Avg.	PF-D	Pts.	Avg.
S. T. Saffold	24	106-248	.427	42-70	.600	226	9.4	57-0	254	10.6
H. Edwards	22	96-243	.395	33-65	.508	128	5.8	79-7	225	10.2
A. Jancsi	24	46-112	.411	52-72	.722	72	3.0	39-0	144	6.0
F. Tarrantts	23	48-166	.289	41-78	.526	128	5.6	45-0	137	5.9
P. Newell	24	51-142	.359	29-44	.659	43	1.8	30-0	131	5.5
R. Labetich	24	45-114	.395	36-54	.667	41	1.7	57-4	126	5.3
B. Kinzie	22	42-114	.368	13-23	.565	66	3.0	38-0	97	4.4
J. Goodere	23	33-104	.317	27-42	.643	76	3.3	43-0	93	4.0
G. Gresham	23	26-60	.433	26-43	.605	44	1.9	41-1	78	3.4
R. Gugat	8	8-21	.381	11-19	.579	16	2.0	8-0	27	3.4
M. Simpson	3	3-12	.250	4-6	.667	3	1.0	2-0	10	3.3
R. Gilmore	1	1-1	1.000	0-0	.000	0	0.0	0-0	2	2.0
B. Griggs	8	7-22	.318	0-7	.000	11	1.4	5-0	14	1.8
G. Peterson	5	2-5	.400	3-5	.600	5	1.0	2-0	7	1.4
E. Burton	2	1-2	.500	0-0	.000	3	1.5	0-0	2	1.0
<b>SJSU</b>	24	515-1366	.377	317-528	.600	1011	42.1	446-12	1347	56.1
<b>OPP.</b>	24	477-1226	.389	353-543	.650	990	41.3	422-10	1307	54.5



S.T. Saffold



Harry Edwards



Al Jancsi



Frank Tarrantts



Pete Newell



# Scores & Statistics (1965-1966)

## 1964-65 (14-10)

COACH: Stu Inman  
ASSISTANT: Danny Glines  
CAPTAIN: Ron Labetich

Dec. 3	Stanford (H)	59	61 (L)
7	Idaho (H)	77	67 (W)
12	Arizona (H)	66	59 (W)
18	Utah (A)	75	94 (L)
21	Utah State (A)	73	86 (L)
28	* Saint Mary's (Calif.) (N)	79	67 (W)
29	* USF (N)	57	60 (L)
30	* Pacific (N)	56	55 (W)
Jan. 8	(#8) USF (A)	53	77 (L)
9	Santa Clara (H)	65	83 (L)
16	UC Santa Barbara (A)	72	65 (W)
29	Wyoming (A)	70	92 (L)
Feb. 1	Nevada (A)	81	54 (W)
5	Loyola (Calif.) (A)	72	63 (W)
6	Pepperdine (A)	56	71 (L)
11	St. Mary's (Calif.) (H)	56	55 (W)
12	Pacific (A)	56	72 (L)
16	Santa Clara (H)	65	63 (W)
18	USF (H)	52	53 (L)
23	UC Santa Barbara (H)	73	55 (W)
25	Loyola (Calif.) (H)	67	62 (W)
27	Pepperdine (H)	82	68 (W)
Mar. 2	Pacific (H)	68	58 (W)
5	Saint Mary's (Calif.) (A)	64	58 (W)

\* - WCAC Tournament

## 1964-65 Individual Statistics

Player	G	FG-FGA	Pct.	FT-FTA	Pct.	REB	Avg.	PF-D	Pts.	Avg.
S. T. Saffold	24	153-353	.433	72-93	.774	226	9.4	56-2	378	15.6
P. Newell	24	143-348	.412	50-77	.649	125	5.2	50-0	336	14.1
F. Tarrantts	24	99-225	.440	66-113	.584	158	6.6	59-0	264	11.0
J. Gleason	24	48-101	.475	42-52	.808	48	2.0	53-3	138	5.8
J. Carmichael	11	21-47	.447	22-34	.647	43	3.9	31-1	64	5.8
R. Labetich	24	44-129	.341	34-48	.708	66	2.8	66-3	122	5.1
G. Gresham	24	35-85	.412	29-44	.659	49	2.0	48-2	99	4.1
S. Schlink	24	28-73	.384	22-34	.647	63	2.6	34-0	78	3.3
J. Keating	22	17-66	.258	21-43	.488	25	1.2	20-0	55	2.5
B. Beutler	10	7-25	.280	7-13	.539	28	2.8	7-0	21	2.1
B. Clegg	2	1-5	.200	2-2	1.000	3	1.5	1-0	4	2.0
D. Smith	2	0-3	.000	3-4	.750	1	0.5	0-0	3	1.5
B. Higgins	15	6-23	.261	9-13	.615	27	1.8	15-0	21	1.4
P. Konrad	5	2-4	.500	2-2	1.000	1	0.2	1-0	6	1.2
Team						146				
<b>SJSU</b>	24	604-1487	.406	381-572	.667	1009	42.0	441-11	1589	66.2
<b>OPP.</b>	24	607-1464	.415	384-572	.671	1110	46.3	446-14	1598	66.6



S.T. Saffold




Pete Newell



Frank Tarrantts



Jack Gleason



Ron Labetich

## 1965-66 (11-13)

COACH: Stu Inman  
ASSISTANT: Danny Glines  
CAPTAINS: Pete Newell & S.T. Saffold

Dec. 3	San Francisco State (H)	87	67 (W)
6	Stanford (A)	58	57 (W)
13	Nevada (H)	77	58 (W)
18	Utah (A)	57	88 (L)
21	Arizona State (A)	62	67 (L)
22	Arizona (A)	47	56 (L)
28	* Loyola (Calif.) (N)	67	62 (W)
29	* UC Santa Barbara (N)	56	69 (L)
30	* Pacific (N)	68	75 (L)
Jan. 8	UC Santa Barbara (H)	71	52 (W)
14	Pacific (A)	57	71 (L)
15	Saint Mary's (Calif.) (A)	61	57 (W)
29	California (A)	52	64 (L)
Feb. 3	Santa Clara (H)	74	69 (W)
5	USF (H)	65	81 (L)
11	Pepperdine (A)	101	79 (W)
12	Loyola (Calif.) (A)	66	64 (W)
18	Santa Clara (A)	72	94 (L)
19	USF (A)	74	75 (L)
22	UC Santa Barbara (A)	76	83 (L)
24	Pepperdine (H)	90	83 (W)
28	Loyola (Calif.) (H)	65	77 (L)
Mar. 2	Pacific (H)	73	77 (L) (OT)
5	Saint Mary's (Calif.) (H)	78	67 (W)

\* - WCAC Tournament

## 1965-66 Individual Statistics

Player	G	FG-FGA	Pct.	FT-FTA	Pct.	REB	Avg.	PF-D	Pts.	Avg.
S. T. Saffold	24	162-369	.438	94-132	.713	253	10.6	49-0	418	17.4
F. Tarrantts	24	124-249	.498	61-95	.643	173	7.2	59-3	309	12.8
P. Newell	24	128-305	.420	39-50	.778	110	4.5	50-0	295	12.3
S. Schlink	24	61-138	.442	31-45	.689	107	4.4	57-3	153	6.4
J. Keating	24	56-133	.421	32-59	.543	34	1.4	36-0	144	6.0
J. Gleason	20	43-78	.553	17-20	.850	32	1.6	63-5	103	5.1
C. Denzer	22	36-90	.400	15-29	.518	81	3.6	24-1	87	3.9
J. Brennan	17	16-48	.333	11-21	.524	24	1.4	16-0	43	2.5
R. Durand	19	12-49	.245	9-21	.429	34	1.7	22-0	33	1.7
G. Boggs	22	9-30	.307	9-10	.900	15	0.6	29-0	27	1.2
B. Clegg	14	7-38	.184	6-12	.500	29	2.0	15-0	20	1.4
D. McConnell	8	5-16	.313	3-4	.750	5	0.6	3-0	13	1.6
R. Carpenter	10	3-8	.375	0-1	.000	4	0.4	7-0	6	0.6
K. Erickson	4	1-4	.250	1-2	.500	1	0.2	1-0	3	0.7
Team						143				
<b>SJSU</b>	24	663-1555	.426	328-501	.655	1076	44.8	431-12	1654	68.9
<b>OPP.</b>	24	650-1452	.447	390-559	.700	1027	42.8	389-10	1690	70.4



S.T. Saffold




Frank Tarrantts



Pete Newell



Steve Schlink



John Keating

# Scores & Statistics (1967-1968)



1966-67 (9-15)  
**COACH: Dan Glines**  
**ASSISTANT: Stan Morrison**  
**CAPTAIN: Steve Schlink**

## 1966-67 Individual Statistics

	Player	G	FG-FGA	Pct.	FT-FTA	Pct.	REB	Avg.	PF-D	Pts.	Avg.
	S. Schlink	24	176-417	.435	67-92	.728	199	8.3	52-2	419	17.5
	R. Carpenter	24	97-270	.360	89-146	.610	135	5.6	70-5	283	11.8
	J. Meyer	24	102-215	.474	52-96	.542	129	5.3	97-10	256	10.7
	B. Clegg	20	91-177	.514	26-39	.667	107	5.3	77-6	208	10.4
	D. McConnell	24	88-228	.386	55-90	.611	162	6.8	76-3	231	9.6
	D. Denzer	22	62-166	.373	45-77	.587	141	6.4	42-0	169	7.7
	K. Erickson	4	9-19	.474	6-10	.600	7	1.7	3-0	24	6.0
	R. Durand	24	40-126	.318	20-36	.556	77	3.2	49-0	100	4.2
	B. South	23	25-67	.373	23-37	.622	44	1.9	40-0	73	3.1
Dec 2	Arizona (H)	68	79	(L)							
5	Arizona State (H)	66	62	(W)							
9	+ CS Los Angeles (N)	67	79	(L)							
10	+ Idaho State (N)	114	85	(W)							
20	Nevada (A)	89	63	(W)							
21	Nevada (A)	60	57	(W)							
23	Utah (A)	77	102	(L)							
28	* Loyola (Calif.) (N)	70	86	(L)							
29	* Pepperdine (N)	94	88	(W)							
30	* Santa Clara (N)	79	99	(L)							
Jan 7	UC Santa Barbara (A)	75	96	(L)							
14	Pepperdine (H)	91	98	(L) (OT)							
28	Loyola (Calif.) (H)	79	97	(L)							
Feb 1	Santa Clara (H)	75	91	(L)							
3	USF (A)	60	72	(L)							
9	St. Mary's (Calif.) (H)	92	74	(W)							
11	Pacific (A)	60	107	(L)							
18	UC Santa Barbara (H)	89	77	(W)							
23	Santa Clara (H)	74	75	(L)							
25	USF (H)	73	69	(W)							
Mar 3	Pacific (H)	64	75	(L)							
4	St. Mary's (Calif.) (A)	68	64	(W)							
10	Pepperdine (A)	99	102	(L)							
11	Loyola (Calif.) (A)	65	82	(L)							
	Team						191				
	<b>SJSU</b>	24	718-1819	.395	412-669	.615	1265	52.8	558-27	1848	77.0
	<b>OPP.</b>	24	721-1648	.438	537-776	.692	1229	51.2	514-22	1979	82.4

+ - Knights of Columbus Tournament  
 \* - WCAC Tournament



Steve Schlink



Rick Carpenter



Jim Meyer



Bill Clegg



Don McConnell

## 1967-68 (13-12)

**COACH: Danny Glines**  
**ASSISTANT: Stan Morrison**  
**CAPTAINS: Dan McConnell & Jim Meyer**

## 1967-68 Individual Statistics

	Player	G	FG-FGA	Pct.	FT-FTA	Pct.	REB	Avg.	PF-D	Pts.	Avg.
	C. Dietrick	25	149-357	.418	65-99	.657	265	10.6	87-6	363	14.5
	T. Holman	24	103-227	.455	68-94	.723	113	4.7	57-0	274	11.4
	B. Veasey	16	71-153	.464	42-68	.618	116	7.2	47-3	184	11.5
	D. Groves	20	81-142	.570	23-39	.590	114	5.7	28-0	185	9.2
	S. McKean	24	91-224	.406	37-47	.788	62	2.5	38-0	219	9.1
	J. Meyer	24	81-213	.380	42-70	.600	107	4.4	76-2	204	8.5
	D. McConnell	25	74-192	.385	40-72	.556	118	4.7	66-4	188	7.5
	B. Scott	25	80-165	.485	24-35	.687	88	3.5	72-5	184	7.3
Dec 1	Arizona (A)	59	94	(L)							
2	Arizona State (A)	78	75	(W)							
6	CS Hayward (H)	81	77	(W)							
8	Nevada (H)	96	86	(W)							
9	Nevada (H)	82	73	(W)							
16	Oregon State (A)	52	67	(L)							
18	Utah (A)	81	82	(L)							
19	Utah State (A)	93	110	(L)							
27	* New Mexico (N)	75	93	(L)							
28	* Gonzaga (N)	88	68	(W)							
Jan. 6	UC Santa Barbara (H)	75	63	(W)							
11	St. Mary's (Calif.) (H)	76	69	(W)							
13	Pacific (H)	80	72	(W)							
30	Fresno State (A)	74	90	(L)							
Feb 2	Santa Clara (H)	84	82	(L)							
3	USF (A)	58	85	(L)							
9	Loyola (Calif.) (A)	72	83	(L)							
10	Pepperdine (A)	101	83	(W)							
17	UC Santa Barbara (A)	78	72	(W)							
22	USF (H)	81	63	(L)							
24	Santa Clara (H)	66	86	(L)							
29	Loyola (Calif.) (H)	86	80	(W)							
Mar 2	Pepperdine (H)	106	81	(W)							
8	St. Mary's (Calif.) (A)	74	86	(W)							
9	Pacific (A)	74	75	(L) (OT)							
	Team						164				
	<b>SJSU</b>	25	760-1792	.424b	408-622	.656	1250	50.0	547-23	1928	77.1
	<b>OPP.</b>	25	696-1658	.419	563-799	.705	1215	48.6	457-14	1955	78.2

\* - Lobo Invitational



# Scores & Statistics (1969-1970)

## 1968-69 (16-8)

COACH: Danny Glines  
ASSISTANT: Stan Morrison  
CAPTAIN: Tim Holman

## 1968-69 Individual Statistics

			Player	G	FG-FGA	Pct.	FT-FTA	Pct.	REB	Avg.	PF-D	Pts.	Avg.	
			C. Dietrick	24	141-322	.434	86-129	.667	229	9.5	67-4	368	15.3	
Dec. 2	Fresno State (H)	69	72 (L)	D. Hillman	23	135-278	.486	83-125	.614	327	14.2	67-3	353	15.3
4	(#19) California (A)	98	103 (L)	D. Groves	21	102-196	.520	50-78	.641	118	5.6	41-2	254	12.0
7	CS Hayward (A)	93	69 (W)	T. Holman	23	76-185	.410	70-95	.737	67	2.9	59-1	222	9.6
9	Nevada (A)	96	70 (W)	B. Veasey	20	60-122	.491	21-36	.583	85	4.2	45-1	141	7.0
19	Tulsa (A)	84	89 (L)	S. McKean	22	64-145	.442	24-28	.857	34	1.5	25-0	152	6.9
21	Idaho State (A)	89	95 (L)	C. Guenther	20	31-76	.408	50-65	.769	28	1.4	38-2	112	5.6
23	Utah State (A)	83	84 (L)	P. Hamm	23	48-113	.425	26-41	.634	117	5.0	32-0	122	5.3
28	Connecticut (H)	96	83 (W)	S. Mortara	18	32-86	.372	8-19	.421	24	1.3	15-0	72	4.0
30	Harvard (H)	91	75 (W)	C.J. Howard	18	30-62	.484	4-6	.667	18	1.0	22-0	64	3.5
Jan. 4	UC Santa Barbara (A)	63	54 (W)	B. Nyquist	10	12-34	.353	9-13	.692	14	1.4	11-0	33	3.3
10	Pepperdine (A)	76	68 (W)	B. Scott	19	21-56	.375	10-14	.714	25	1.3	25-0	52	2.7
11	Loyola (Calif.) (A)	85	80 (W)	S. Berta	5	4-8	.500	4-9	.444	7	1.4	4-0	12	2.4
16	USF (H)	71	58 (W)	R. Woodfin	6	3-6	.500	5-7	.714	3	0.5	4-0	11	1.8
18	(#3) Santa Clara (H)	49	62 (L)	D. Malkin	5	3-8	.375	0-0	.000	0	0.0	4-0	6	1.2
Feb. 1	Nevada (H)	109	85 (W)	T. Robinson	6	2-8	.250	0-4	.000	7	1.1	3-0	4	0.6
6	St. Mary's (Calif.) (H)	89	74 (W)	L. DeShong	2	0-2	.000	0-0	.000	0	0.0	0-0	0	0.0
8	Pacific (H)	68	76 (L)	R. Tribble	1	0-0	.000	0-0	.000	0	0.0	1-0	0	0.0
15	UC Santa Barbara (H)	85	77 (W)	Team					225					
21	(#2) Santa Clara (H)	73	69 (W)	<b>SJSU</b>	24	764-1707	.447	450-679	.662	1328	55.4	463-13	1978	82.4
22	USF (A)	75	66 (W)	<b>OPP.</b>	24	684-1620	.422	414-591	.731	957	39.8	484-27	1782	74.2
28	Pacific (A)	73	80 (L)											
Mar. 1	St. Mary's (Calif.) (A)	82	75 (W)											
6	Loyola (Calif.) (H)	89	55 (W)											
8	Pepperdine (H)	92	60 (W)											


## 1969-70 (3-21)

COACH: Danny Glines  
ASSISTANT: Stan Morrison  
CAPTAINS: Coby Dietrick & Steve McKean

## 1969-70 Individual Statistics

			Player	G	FG-FGA	Pct.	FT-FTA	Pct.	REB	Avg.	PF-D	Pts.	Avg.	
			C. Dietrick	23	175-375	.467	92-136	.676	265	11.5	75-3	442	19.2	
Dec 3	Stanford (A)	72	84 (L)	P. Hamm	24	98-174	.563	53-84	.631	215	9.0	61-4	249	10.4
5	Nevada (H)	81	61 (W)	B. Veasey	18	67-131	.511	43-62	.694	87	4.9	50-4	177	9.8
6	Tulsa (A)	76	81 (L)	M. Webb	17	46-147	.313	24-45	.533	69	4.0	41-4	116	6.8
9	California (A)	62	67 (L)	D. Dockery	16	48-104	.462	8-25	.320	61	3.8	21-1	104	6.5
12	Utah (A)	85	104 (L)	S. Mortara	24	67-155	.433	13-24	.542	32	1.3	39-0	147	6.1
13	BYU (A)	77	92 (L)	S. McKean	15	32-72	.444	15-19	.789	20	1.3	9-0	79	5.3
19	Wyoming (A)	81	88 (L)	B. Nyquist	21	42-113	.372	18-36	.500	44	2.1	29-1	102	4.9
22	Colorado State (A)	65	91 (L)	C. Guenther	18	31-78	.397	27-46	.587	35	2.0	36-2	89	4.9
26	* Creighton (N)	70	83 (L)	C. J. Howard	14	24-68	.353	10-15	.667	26	1.8	23-1	58	4.1
27	* Idaho State (N)	89	79 (W)	R. Gooch	13	21-55	.382	11-16	.688	36	2.8	30-2	53	4.1
Jan 3	Nevada (A)	76	55 (W)	D. Walker	15	12-40	.300	11-16	.688	17	1.1	19-0	35	2.3
9	CS-Los Angeles (H)	90	101 (L)	T. Robinson	7	2-14	.143	6-10	.600	2	0.3	6-0	10	1.4
10	UC Santa Barbara (H)	57	64 (L)	Team					106					
27	CS Hayward (H)	79	81 (L) (OT)	<b>SJSU</b>	24	725-1674	.433	367-581	.632	1085	45.2	478-23	1817	75.7
30	CS Long Beach (A)	75	94 (L)	<b>OPP.</b>	24	756-1686	.448	494-703	.704	1113	46.4	437-9	2006	83.4
31	San Diego State (A)	74	85 (L)											
Feb. 6	UC Irvine (A)	80	91 (L)											
7	San Diego (A)	60	65 (L) (OT)											
13	CS Long Beach (H)	81	97 (L)											
14	San Diego State (H)	74	85 (L)											
17	Fresno State (H)	68	80 (L)											
20	Fresno State (A)	79	80 (L)											
27	CS Los Angeles (A)	79	94 (L)											
28	UC Santa Barbara (A)	87	104 (L)											

\* - Road Runners Classic



Coby Dietrick



Pat Hamm



Bernie Veasey



Steve Mortara



Mike Webb

# Scores & Statistics (1971-1972)



## 1970-71 (2-24)

COACH: Danny Glines  
ASSISTANT: Dave Waxman  
CAPTAIN: Pat Hamm

Dec. 1	Oregon (A)	65	95 (L)
5	Nevada (H)	86	79 (W)
8	California (A)	55	90 (L)
11	Wyoming (H)	58	76 (L)
12	UC Davis (H)	85	65 (W)
18	Arizona (A)	77	100 (L)
19	(*17) New Mexico State (A)	55	114 (L)
21	Washington State (H)	59	60 (L)
23	Pacific (H)	68	74 (L)
26	* (#16) Oregon (N)	65	79 (L)
28	* (#11) Indiana (N)	76	86 (L)
30	* Harvard (N)	75	89 (L)
Jan. 1	Columbia (H)	68	71 (L)
2	Nevada (A)	63	65 (L)
5	San Francisco State (A)	75	80 (L)
8	UC Santa Barbara (A)	61	81 (L)
9	CS Los Angeles (A)	58	90 (L)
27	Pacific (A)	87	103 (L)
29	San Diego State (H)	83	102 (L)
30	Long Beach State (H)	61	91 (L)
Feb. 12	San Diego State (A)	102	115 (L)
13	Long Beach State (A)	53	104 (L)
16	Fresno State (A)	83	108 (L)
19	Fresno State (H)	66	68 (L)
26	UC Santa Barbara (H)	64	77 (L)
27	CS Los Angeles (H)	86	92 (L)

## 1970-71 Individual Statistics

Player	G	FG-FGA	Pct.	FT-FTA	Pct.	REB	Avg.	PF-D	Pts.	Avg.
J. Skinner	25	197-514	.383	72-115	.626	101	4.0	54-1	466	18.6
L. Beauchman	26	107-258	.415	74-115	.643	137	5.3	60-3	288	11.0
P. Hamm	25	100-203	.493	55-82	.671	225	9.0	56-1	255	10.2
J. Adamson	25	71-160	.444	43-113	.381	183	7.3	83-2	185	7.4
D. Walker	26	72-188	.383	32-44	.727	55	2.1	68-0	176	6.8
D. Gainza	26	58-183	.317	27-39	.692	79	3.1	35-2	143	5.5
D. Paul	26	49-99	.495	27-55	.529	101	3.9	49-1	125	4.8
K. Sorensen	18	23-61	.377	7-13	.538	37	2.0	29-1	53	3.1
Others		56-144	.389	26-59	.441	113	2.9	47-1	138	3.5
Team						268				
<b>SJSU</b>	26	733-1776	.414	368-639	.576	1305	50.2	477-12	1834	70.4
<b>OPP.</b>	26	796-1913	.416	462-682	.678	1299	50.0	473-10	2254	86.7


\* -Far West Classic



Johnnie Skinner



Leon Beauchman



Pat Hamm



Jan Adamson



Dan Walker

## 1971-72 (11-15)

COACH: Ivan Guevara  
ASSISTANT: Dave Waxman  
CAPTAIN: Don Strong

Dec. 3	Utah (A)	59	87 (L)
6	Air Force (A)	74	67 (W)
7	Denver (A)	66	69 (L)
10	CS Hayward (A)	107	70 (W)
11	Nevada (A)	76	82 (L)
14	San Francisco State (A)	78	91 (L)
18	Stanford (A)	59	65 (L)
20	Creighton (A)	59	70 (L)
21	Purdue (A)	62	88 (L)
23	Nebraska (A)	63	80 (L)
28	UC Davis (A)	86	72 (W)
Jan. 3	Nevada (H)	102	62 (W)
7	UC Santa Barbara (A)	67	73 (L)
8	CS Los Angeles (A)	67	80 (L)
14	Fresno State (A)	78	79 (L)
22	California (H)	86	83 (W)
25	USF (H)	69	65 (W)
28	(#5) CS Long Beach (H)	72	73 (L)
29	San Diego State (H)	65	63 (W)
Feb. 5	Pacific (H)	72	70 (W)
11	CS Los Angeles (H)	84	73 (W)
12	UC Santa Barbara (H)	65	63 (W)
17	(#9) CS Long Beach (A)	51	88 (L)
19	San Diego State (A)	73	80 (L)
26	Fresno State (H)	80	72 (W)
Mar. 4	Pacific (A)	73	81 (L)

## 1971-72 Individual Statistics

Player	G	FG-FGA	Pct.	FT-FTA	Pct.	REB	Avg.	PF-D	A	Pts./Avg.
D. Strong	25	135-315	.429	76-137	.555	114	4.6	67-1	68	346/13.8
D. Dockery	25	143-305	.469	31-57	.544	204	8.2	60-2	29	317/12.7
J. Skinner	23	111-251	.402	34-48	.708	61	2.6	49-0	30	256/11.1
L. Beauchman	18	76-169	.450	46-86	.535	124	6.9	56-4	6	198/11.0
M. Webb	26	110-275	.400	30-50	.600	196	7.8	63-2	43	250/9.7
D. Orndorff	26	60-155	.387	23-42	.548	124	4.7	62-1	40	143/5.5
C. Howard	26	50-129	.388	34-44	.773	36	1.4	48-0	29	134/5.2
D. Walker	19	25-63	.397	13-16	.813	8	0.4	18-0	9	63/3.3
M. Zeigler	10	14-24	.583	5-10	.500	15	1.5	11-0	1	33/3.3
J. Adamson	23	29-78	.372	14-33	.424	83	3.6	59-3	9	72/3.1
D. Gainza	19	22-41	.537	12-15	.800	27	1.4	16-0	8	56/2.9
<b>SJSU</b>	26	786-1833	.430	321-550	.585	1180	45.3	522-13	265	1893/72.8
<b>OPP.</b>	26	722-1705	.423	512-713	.718	1271	48.9	437-12	260	1956/75.2



Dave Strong



Dave Dockery



Johnnie Skinner



Leon Beauchman



Mike Webb



# Scores & Statistics (1973-1974)

## 1972-73 (12-13)

COACH: Ivan Guevara  
ASSISTANT: Dave Waxman  
CAPTAIN: Johnnie Skinner

## 1972-73 Individual Statistics

			Player	G	FG-FGA	Pct.	FT-FTA	Pct.	REB	Avg.	PF-D	A	Pts./Avg.
			J. Skinner	25	173-377	45.9	68-82	82.9	90	3.6	55-3	45	414/16.6
Nov.29	Humboldt State (H)	96	65 (W)	D. Dockery	24	130-254	51.2	31-45	58.9	140	5.8	24	291/12.1
Dec. 5	CS Hayward (A)	76	67 (W)	D. Orndorff	25	109-269	40.4	47-63	74.6	159	6.4	44	265/10.6
8	Washington State (A)	65	74 (L)	M. Webb	24	115-272	42.3	15-26	57.7	157	6.3	44	245/10.2
9	Idaho (A)	73	53 (W)	D. Adkins	23	69-178	38.8	33-48	68.8	45	2.0	40	171/7.4
11	Portland (A)	68	63 (W)	E. Saulny	25	58-161	36.0	41-52	78.8	55	2.2	88	157/6.3
13	Nevada (H)	82	75 (W)	L. Beauchman	21	33-100	33.3	13-25	52.0	66	3.2	17	79/3.8
16	Stanford (A)	54	75 (L)	R. Palmer	16	22-50	44.0	10-11	90.9	33	2.1	7	54/3.4
19	Purdue (A)	86	119 (L)	D. Hokyo	19	20-58	34.5	16-28	57.1	24	1.3	19	56/3.0
21	Duquesne (A)	85	95 (L)	J. Adamson	8	6-19	31.6	8-12	66.7	37	3.4	3	20/2.5
23	St. Joseph's (Pa.) (A)	74	92 (L)	J. Gamulin	6	6-20	30.0	2-6	33.3	12	2.0	1	14/2.3
28	Santa Clara (H)	70	91 (L)	I. Pruitt	6	5-19	26.3	1-1	100.0	12	2.0	2	11/1.8
Jan 5	(#5) CS Long Beach (H)	68	61 (W)	T. Clayton	3	2-4	50.0	0-0	00.0	6	2.0	0	4/1.3
6	San Diego State (H)	52	50 (W)	G. Hamilton	0	0-0	0.0	0-0	00.0	0	0.0	0	0/0.0
12	CS Los Angeles (A)	86	65 (W)	SJSU	25	761-1816	41.4	290-413	70.2	984	39.4	350	1812/72.5
13	UC Santa Barbara (A)	59	63 (L)	OPP	25	760-1600	47.5	375-521	72.0	1179	47.2	366	1896/75.6
20	California (A)	58	79 (L)										
26	(#16) USF (A)	63	82 (L)										
Feb 1	Fresno State (H)	90	66 (W)										
7	Pacific (H)	58	55 (W)										
10	Pacific (A)	65	73 (L)										
15	(#3) CS Long Beach (A)	75	117 (L)										
17	San Diego State (A)	73	76 (L)										
24	Fresno State (A)	63	57 (W)										
Mar. 2	UC Santa Barbara (H)	82	64 (L)										
3	CS Los Angeles (H)	91	90 (W)										



Johnnie Skinner



Dave Dockery



Don Orndorff



Mike Webb



Doug Adkins

## 1973-74 (11-15)

COACH: Ivan Guevara  
ASSISTANTS: Dave Waxman & Joe Jennum

## 1973-74 Individual Statistics


			Player	G	FG-FGA	Pct.	FT-FTA	Pct.	REB	Avg.	PF-D	A	Pts./Avg.
			K. Mickey	26	135-297	45.4	78-109	71.5	91	3.5	38-0	128	348/13.3
Nov.30	Montana (H)	79	71 (W)	P. Miller	25	151-353	31.7	45-60	75.0	76	2.9	74	347/13.3
Dec. 1	San Diego (H)	66	59 (W)	E. Saulny	5	22-42	52.4	22-32	68.7	22	4.4	11	66/13.2
8	San Francisco State (H)	93	70 (W)	J. Gamulin	26	86-199	43.2	21-36	58.3	111	4.2	48	193/7.4
11	Iowa State (A)	60	83 (L)	R. Fair	26	76-158	48.1	31-65	47.6	162	6.2	31	183/7.0
13	South Dakota (A)	94	86 (W)	E. Hogue	26	78-143	54.5	35-55	63.6	145	5.5	28	181/6.9
15	North Dakota (A)	61	60 (W)	G. Hicks	22	64-159	40.3	15-31	48.3	110	5.0	21	143/6.5
17	North Dakota State (A)	80	73 (W)	R. Palmer	24	56-121	46.2	39-51	76.4	75	3.1	24	151/6.2
22	Gonzaga (H)	68	70 (L)	M. Fair	25	53-123	43.0	6-15	40.0	109	4.3	11	112/4.4
27	Ball State (H)	81	79 (W)	P. Carlisle	15	22-41	53.6	4-4	100.0	36	2.4	2	48/3.2
29	Nevada (A)	65	78 (L)	R. Hill	7	3-12	25.0	0-0	00.0	0	0.0	2	6/0.9
Jan. 2	St. Joseph's (Pa.) (H)	67	65 (W)	B. Gray	5	0-1	00.0	2-4	50.00	1	0.2	1	2/0.4
5	Santa Clara (H)	76	81 (L)	Others		11-31	35.4	3-4	75.0	14		0	25
10	San Diego State (H)	81	69 (W)	Team					139				
12	(#9) CS Long Beach (H)	57	72 (L)	SJSU	26	757-1680	45.0	301-466	64.5	1091	41.9	381	1805/69.8
19	Weber State (H)	64	56 (W)	OPP	26	766-1703	44.9	344-493	69.7	1097	42.1	346	1876/72.2
23	UC Santa Barbara (A)	62	81 (L)										
26	California (A)	60	62 (L)										
31	CS Los Angeles (A)	69	78 (L)										
Feb. 2	Fresno State (H)	61	60 (W)										
5	UC Santa Barbara (H)	68	74 (L)										
7	Pacific (A)	65	72 (L)										
16	Pacific (H)	66	67 (L)										
21	Fresno State (A)	74	78 (L)										
23	CS Los Angeles (A)	67	95 (L)										
28	(#13) CS Long Beach (A)	60	84 (L)										
Mar. 2	San Diego State (A)	71	73 (L)										



Ken Mickey



Pete Miller



Jack Gamulin



Ron Fair



Earl Hogue

# Scores & Statistics (1975-1976)



## 1974-75 (16-13)

COACH: Ivan Guevara


ASSISTANTS: Dave Waxman, Joe Jennum & Tom Kissane

CAPTAIN: Don Orndorff

Nov.29	North Dakota (H)	87	79 (W)
30	South Dakota (H)	93	52 (W)
Dec. 3	Nevada (H)	75	76 (L)
6	Montana State (A)	72	60 (W)
7	Gonzaga (A)	71	63 (W)
9	Montana (A)	63	70 (L)
11	Idaho (H)	75	68 (W)
14	North Dakota State (H)	86	66 (W)
17	Nebraska (A)	80	66 (W)
19	DePaul (A)	73	75 (L-OT)
21	Iowa (A)	105	103 (W-OT)
26	Hawai'i (A)	63	64 (L)
28	Tulsa (N)	74	82 (L)
30	Florida (N)	83	80 (W)
Jan 3	CS Hayward (A)	85	81 (W)
7	Chico State (H)	79	53 (W)
9	Portland State (H)	76	62 (W)
15	UC Davis (A)	55	66 (L)
23	Fresno State (A)	82	74 (W)
25	CS Long Beach (A)	66	72 (L)
28	California (A)	85	92 (L)
Feb 1	Pacific (H)	92	75 (W)
6	CS Fullerton (H)	75	69 (W)
8	San Diego State (H)	77	73 (W)
13	San Diego State (A)	77	95 (L)
15	CS Fullerton (A)	79	81 (L)
20	CS Long Beach (H)	63	67 (L)
22	Fresno State (H)	69	73 (L)
Mar 1	Pacific (A)	77	79 (L)

## 1974-75 Individual Statistics

Player	G	FG-FGA	Pct.	FT-FTA	Pct.	REB	Avg.	PF-D	A	Pts./Avg.
P. Miller	29	161-302	53.3	83-104	79.8	72	2.5	58-2	113	405/14.0
D. Orndorff	28	140-308	45.5	73-104	70.2	165	5.9	80-3	72	353/12.6
P. Barrett	28	134-278	48.2	51-78	65.4	52	1.9	47-1	47	319/11.4
E. Hogue	28	118-209	56.5	54-76	71.1	212	7.6	62-0	41	290/10.4
R. Darnell	26	106-228	46.5	52-93	55.9	211	8.1	88-6	28	264/10.2
R. Fair	29	117-246	47.6	37-60	61.7	163	5.6	93-6	21	271/9.3
D. Black	29	51-105	48.6	43-51	84.3	29	1.0	44-2	66	145/5.0
M. Stevens	20	28-59	47.5	11-23	47.8	45	2.2	27-1	12	67/3.3
W. Wilson	21	13-34	38.2	23-28	85.2	12	0.6	20-0	15	49/2.3
R. Palmer	21	18-45	40.0	20-28	71.4	27	1.3	28-2	5	56/2.7
Others		8-21	38.1	2-3	66.7	16		5-0	8	18
Team						184				
<b>SJSU</b>	29	894-1835	48.7	449-647	69.4	1188	41.0	552-23	428	2237/77.1
<b>OPP</b>	29	872-1928	45.2	352-521	67.6	1186	40.9	628-32	394	2096/72.3




Pete Miller



Don Orndorff



Earl Hogue



Rick Darnell



Ron Fair

\* - Rainbow Classic

## 1975-76 (17-10)

COACH: Ivan Guevara

ASSISTANTS: Hal Dohling & Bruce Randall

CAPTAINS: Earl Hogue & Ron Fair

Nov.28	Humboldt State (H)	92	45 (W)
29	Weber State (A)	82	98 (L)
Dec. 1	Idaho (A)	94	77 (W)
5	(#8) UCLA (A)	80	90 (L)
6	Montana State (H)	72	71 (W)
9	Montana (H)	67	61 (W)
13	Central Michigan (H)	82	78 (W)
20	(#12) Washington (A)	69	88 (L)
22	Portland State (A)	83	81 (W)
27	Loyola (Calif.) (H)	95	93 (W)
Jan. 3	Oregon (A)	51	68 (L)
6	Portland (H)	77	58 (W)
13	Santa Clara (A)	83	63 (W)
22	CS Long Beach (A)	61	63 (L)
24	Fresno State (A)	76	63 (W)
29	California (A)	82	80 (W)
31	Pacific (H)	87	71 (W)
Feb. 5	San Diego State (H)	71	73 (L)
7	CS Fullerton (H)	56	72 (L)
11	Hawaii (H)	77	76 (W-OT)
12	CS Fullerton (A)	66	67 (L)
14	San Diego State (A)	82	74 (W)
19	Fresno State (H)	76	80 (L-OT)
21	CS Long Beach (H)	71	62 (W)
24	Portland State (H)	84	83 (W)
28	Pacific (A)	65	63 (W)
Mar. 6	#San Diego State (N)	64	67 (L)

## 1975-76 Individual Statistics

Player	G	FG-FGA	Pct.	FT-FTA	Pct.	REB	Avg.	PF-D	A	Pts./Avg.
R. Fair	27	168-304	55.3	66-115	57.8	205	7.6	86-1	23	412/15.3
E. Hogue	21	119-216	55.1	53-80	66.3	144	6.9	49-1	35	287/13.7
K. Mickey	27	134-255	52.5	77-100	77.0	90	3.3	41-0	145	347/12.9
S. Sincock	27	142-281	50.5	33-51	64.7	107	4.0	51-2	35	317/11.7
R. Quinn	26	83-172	48.3	54-69	78.3	111	4.3	69-3	51	220/8.5
G. Eubanks	27	94-201	46.8	31-50	62.0	95	3.5	34-2	69	219/8.1
M. Tanner	19	34-65	52.3	15-28	53.6	24	1.3	22-1	13	81/4.3
S. Friar	13	12-45	26.7	12-20	60.0	26	2.0	13-0	5	36/2.8
T. Haynes	17	16-32	50.0	7-11	63.6	13	0.8	21-0	2	39/2.3
S. Swarbrick	10	5-20	25.0	5-9	59.6	14	1.4	13-0	3	17/1.7
<b>SJSU</b>	27	842-1639	51.4	381-548	69.5	969	35.9	410-10	398	2045/75.8
<b>OPP</b>	27	856-1855	46.1	257-373	68.9	1063	39.4	490-10	380	1971/73.0



Ron Fair



Earl Hogue



Ken Mickey



Steve Sincock



Rick Quinn

# - PCAA Tournament game



# Scores & Statistics (1977-1978)

1976-77 (17-12)

COACH: Ivan Guevara

ASSISTANTS: Hal Dohling & Earl White

1976-77 Individual Statistics

	Player	G	FG-FGA	Pct.	FT-FTA	Pct.	REB	Avg.	PF-D	A	Pts./Avg.
Nov.26	Chico State (H)	79	75 (W-OT)								
27	Nevada (A)	77	80 (L)								
29	+ Montana (A)	71	87 (L)								
Dec 1	Portland (A)	84	93 (L)								
6	Ball State (A)	63	56 (W)								
8	Illinois (A)	70	84 (L)								
11	Illinois State (A)	82	101 (L)								
22	(#8) UCLA (A)	74	89 (L)								
29	UC Davis (H)	85	78 (W)								
Jan 3	Santa Clara (A)	69	73 (L)								
6	CS Sacramento (H)	94	83 (W)								
12	Illinois State (H)	79	75 (W)								
14	Pacific (A)	67	60 (W)								
20	CS Fullerton (A)	64	84 (L)								
22	San Diego State (A)	60	88 (L)								
25	UC Santa Barbara (H)	83	82 (W)								
28	Humboldt State (H)	73	57 (W)								
Feb. 1	Hawai'i (H)	74	62 (W)								
3	Fresno State (H)	75	66 (W)								
5	CS Long Beach (H)	75	68 (W)								
10	CS Long Beach (A)	89	101 (L)								
12	Fresno State (H)	65	55 (W)								
17	UC Santa Barbara (A)	74	71 (W)								
19	Pacific (H)	63	58 (W)								
24	San Diego State (H)	64	73 (L)								
26	CS Fullerton (H)	60	61 (W)								
Mar. 2	UC Santa Barbara (H)	71	52 (W)								
5	#San Diego State (N)	75	74 (W)								
6	#CS Long Beach (N)	63	76 (L)								
	<b>SJSU</b>	29	857-1844	.465	422-599	.705	1019	35.1	543-14	512	2136/73.7
	<b>OPP.</b>	29	913-1986	.460	334-520	.642	1266	43.7	557-12	460	2160/74.5

# - PCAA Tournament game  
+ - Game forfeited to SJSU by action of the PCAA



Ken Mickey



Tracy Haynes



Steve Sincock



Stan Hill



Frank Johnson

1977-78 (8-19)

COACH: Ivan Guevara

ASSISTANTS: Hal Dohling & Earl White

CAPTAIN: Tracy Haynes

1977-78 Individual Statistics

	Player	G	FG-FGA	Pct.	FT-FTA	Pct.	REB	Avg.	PF-D	A	Pts./Avg.
Nov.26	Stanford (A)	80	81 (L-OT)								
Dec. 1	North Dakota (H)	90	82 (W)								
6	Colorado (A)	62	75 (L)								
9	* CS Long Beach (N)	84	94 (L)								
10	* Kent State (N)	52	59 (L)								
16	+ Santa Clara (A)	90	93 (L)								
17	+ South Carolina (N)	55	76 (L)								
20	Iowa State (H)	59	56 (W)								
22	(#7) UCLA (A)	69	109 (L)								
27	California (H)	76	74 (W)								
30	Santa Clara (A)	77	105 (L)								
Jan. 5	CS Sacramento (H)	76	69 (W)								
12	CS Long Beach (H)	60	76 (W)								
14	San Diego State (H)	66	68 (L)								
19	CS Fullerton (A)	66	61 (L)								
21	UC Santa Barbara (A)	67	70 (L)								
26	Fresno State (H)	45	59 (L)								
26	UC Irvine (A)	58	73 (L)								
Feb. 2	Pacific (H)	78	69 (W)								
4	Pacific (A)	73	74 (L)								
9	UC Irvine (H)	70	67 (W)								
11	Fresno State (A)	46	56 (L)								
16	UC Santa Barbara (H)	68	66 (W-OT)								
18	CS Fullerton (H)	78	80 (L)								
23	San Diego State (A)	77	81 (L)								
25	CS Long Beach (A)	97	113 (L)								
Mar. 2	#CS Fullerton (N)	78	88 (L)								
	<b>SJSU</b>	27	775-1665	.466	367-546	.672	971	35.9	584-27	457	1917/71.0
	<b>OPP.</b>	27	832-1667	.499	432-631	.685	1039	38.5	545-17	422	2096/77.6

\* - Utah Classic  
+ - Cable Car Classic  
# - PCAA Tournament game



Wally Rank



Tracy Haynes



Stan Hill



Sid Williams



Frank Johnson



# Scores & Statistics (1979-1980)



## 1978-79 (7-20)

COACH: Ivan Guevara  
ASSISTANTS: Hal Dohling & Earl White  
CAPTAIN: Mike Mendez

Nov. 25	California (A)	66	77 (L)
27	Stanford (H)	79	76 (W-OT)
Dec. 1	* Arizona State (A)	74	89 (L)
2	Wichita State (A)	82	80 (W-OT)
7	Iowa State (A)	73	91 (L)
9	North Dakota (A)	70	82 (L)
13	St. Mary's (Calif.) (H)	70	73 (L)
19	Colorado (H)	71	72 (L)
22	+ Tennessee (N)	68	73 (L)
23	+ Santa Clara (A)	85	102 (L)
26	Nevada (H)	57	75 (L)
Jan. 3	Humboldt State (H)	75	73 (W)
11	Fresno State (A)	51	53 (L-OT)
13	Pacific (A)	72	86 (L)
18	UC Santa Barbara (H)	76	79 (L)
20	CS Long Beach (H)	74	85 (L)
25	Utah State (H)	101	85 (W)
27	Utah State (A)	69	84 (L)
Feb. 1	UC Irvine (H)	61	62 (L)
4	CS Fullerton (H)	84	80 (W)
8	CS Fullerton (A)	75	72 (W)
10	UC Irvine (A)	71	80 (L)
15	## UC Santa Barbara (A)	81	93 (L)
17	CS Long Beach (A)	80	92 (L)
22	Fresno State (H)	49	46 (W)
25	Pacific (H)	94	96 (L)
Mar. 1	## Utah State (N)	78	85 (L)

\* - Fiesta Classic  
+ - Cable Car Classic  
# - PCAA Tournament game  
## - Game forfeited to SJSU by action of PCAA

## 1978-79 Individual Statistics

Player	G	FG-FGA	Pct.	FT-FTA	Pct.	REB	Avg.	PF-D	A	Pts./Avg.
W. Rank	25	144-322	.447	89-110	.809	162	6.5	89-5	29	377/15.1
M. Jackson	27	147-268	.549	45-87	.517	224	8.3	75-1	33	339/12.6
M. Mendez	27	105-244	.430	75-100	.750	88	3.3	63-1	162	285/10.6
S. Williams	26	123-263	.468	18-29	.621	90	3.5	64-4	30	264/10.2
D. Sullivan	27	69-146	.473	34-52	.654	46	1.7	75-3	39	172/6.4
G. Brown	26	73-152	.480	7-9	.778	76	2.9	59-2	120	153/5.9
P. Schilleci	23	49-123	.398	26-49	.531	128	5.6	45-1	20	124/5.4
R. Ferrante	18	39-86	.454	8-9	.889	13	0.7	15-0	7	86/4.8
D. Murrey	20	41-101	.406	9-16	.563	32	1.6	37-2	19	93/4.7
S. Swarbrick	17	27-62	.436	8-12	.667	63	3.7	34-0	17	62/3.7
J. Russo	17	8-22	.364	2-5	.400	15	0.9	10-0	0	18/1.1
F. Manumaleuna	3	0-1	.000	2-2	1.000	1	0.3	2-0	3	2/0.7
T. Shaw	9	3-12	.250	0-1	.000	4	0.4	5-0	0	6/0.7
<b>SJSU</b>	<b>27</b>	<b>829-1802</b>	<b>.460</b>	<b>323-481</b>	<b>.672</b>	<b>1013</b>	<b>37.5</b>	<b>564-20</b>	<b>475</b>	<b>1981/73.4</b>
<b>OPP</b>	<b>27</b>	<b>860-1674</b>	<b>.514</b>	<b>521-600</b>	<b>.702</b>	<b>1006</b>	<b>37.3</b>	<b>536-18</b>	<b>421</b>	<b>2141/79.3</b>




Wally Rank



Mickey Jackson



Mike Mendez



Sid Williams



Dan Sullivan

## 1979-80 (17-12)

PACIFIC COAST ATHLETIC ASSOCIATION  
TOURNAMENT CHAMPION  
NCAA TOURNAMENT PARTICIPANT  
COACH: Bill Berry  
ASSISTANTS: Tony Oddo & Phil Rosemurgy

Nov.30	Missouri Western (H)	58	54 (W)
Dec. 3	Arizona (A)	70	72 (L)
5	Montana (H)	72	74 (L-OT)
7	Portland (H)	72	73 (L-OT)
15	Stanford (A)	67	66 (W)
18	St. Mary's (Calif.) (A)	61	57 (W)
21	* (#14) Virginia (N)	83	79 (W)
22	* Santa Clara (A)	77	62 (W)
26	+ North Texas State (N)	61	72 (L)
27	+ Oklahoma City (A)	75	77 (L)
28	+ St. Francis (N.Y.) (N)	78	63 (W)
Jan. 3	CS Sacramento (H)	90	46 (W)
10	Pacific (H)	65	59 (W)
13	Fresno State (H)	44	48 (L)
17	CS Long Beach (H)	64	61 (W)
19	## UC Santa Barbara (A)	66	76 (L-OT)
24	Utah State (A)	92	95 (L)
27	Utah State (H)	69	67 (W)
31	UC Irvine (H)	82	47 (W)
Feb. 2	CS Fullerton (H)	72	69 (W)
7	CS Fullerton (A)	66	58 (W)
9	UC Irvine (A)	74	59 (W)
14	## UC Santa Barbara (H)	51	52 (L)
16	CS Long Beach (A)	74	82 (L)
23	Pacific (A)	73	83 (L)
28	# UC Santa Barbara (N)	73	66 (W)
29	# Utah State (N)	94	68 (W)
Mar. 1	# CS Long Beach (N)	57	55 (W)
6	@ (#16) Missouri (N)	51	61 (L)

\* - Cable Car Classic  
+ - All College Tournament  
# - PCAA Tournament game  
## - Game forfeited to SJSU by action of PCAA  
@ - NCAA Tournament game

## 1979-80 Individual Statistics

Player	G	FG-FGA	Pct.	FT-FTA	Pct.	REB	Avg.	PF-D	A	Pts./Avg.
W. Rank	29	179-361	.495	117-169	.692	203	7.0	106-9	53	475/16.3
M. Jackson	29	131-205	.639	67-122	.549	204	7.0	75-1	28	329/11.3
A. Graham	28	90-177	.508	52-81	.641	99	3.5	85-4	35	232/8.2
D. Murrey	28	79-154	.512	66-78	.846	72	2.5	76-5	23	224/8.0
M. Mendez	29	80-158	.506	57-78	.730	70	2.4	72-3	117	217/7.4
S. Williams	28	72-164	.439	11-19	.578	89	3.1	72-2	23	155/5.5
D. Sullivan	29	40-80	.500	25-36	.694	40	1.3	51-3	33	105/3.6
E. Saunders	27	25-86	.290	42-65	.646	24	0.8	65-4	35	92/3.4
D. Byrd	28	29-69	.420	26-45	.622	39	1.3	45-0	21	86/3.0
J. Russo	22	20-36	.555	18-26	.692	22	1.0	24-0	5	58/2.6
S. Swarbrick	23	13-34	.382	13-20	.650	21	0.9	35-1	7	39/1.6
R. Chisholm	10	6-23	.260	7-9	.778	4	0.4	11-0	2	19/1.9
<b>SJSU</b>	<b>29</b>	<b>764-1547</b>	<b>.493</b>	<b>503-748</b>	<b>.672</b>	<b>1042</b>	<b>35.9</b>	<b>717-32</b>	<b>382</b>	<b>2031/70.0</b>
<b>OPP</b>	<b>29</b>	<b>659-1381</b>	<b>.477</b>	<b>583-812</b>	<b>.717</b>	<b>939</b>	<b>32.3</b>	<b>676-35</b>	<b>360</b>	<b>1901/65.5</b>



Wally Rank



Mickey Jackson



Arthur Graham



Doug Murrey



Mike Mendez



# Scores & Statistics (1981-1982)

## 1980-81 (21-9) NATIONAL INVITATIONTOURNAMENT (NIT) PARTICIPANT COACH: Bill Berry ASSISTANTS: Phil Rosemurgy & Tony Oddo

Nov.28	Sonoma State (H)	74	44 (W)
Dec. 1	Montana (A)	50	49 (W)
3	Portland (A)	61	67 (L)
6	South Dakota State (H)	76	55 (W)
9	CS Sacramento (H)	85	61 (W)
11	Idaho (A)	55	69 (L)
13	Idaho State (A)	69	58 (W)
20	Northern Arizona (H)	64	51 (W)
22	Duquesne (H)	82	60 (W)
28	UC Riverside (H)	59	39 (W)
Jan. 3	Nevada (A)	54	56 (L)
5	Loyola Marymount (A)	93	71 (W)
10	+ Athletes-in-Action (H)	63	49
15	Pacific (H)	58	50 (W)
17	Fresno State (H)	52	47 (W)
22	CS Fullerton (A)	49	43 (W)
24	UC Santa Barbara (A)	57	56 (W-3OT)
29	Utah State (H)	69	64 (W)
31	Utah State (A)	82	71 (W)
Feb. 5	UC Irvine (A)	78	90 (L)
7	CS Long Beach (A)	50	60 (L)
12	CS Long Beach (H)	72	69 (W-OT)
14	UC Irvine (H)	49	50 (L)
19	UC Santa Barbara (H)	68	44 (W)
21	CS Fullerton (H)	59	41 (W)
26	Fresno State (A)	52	62 (L)
28	Pacific (A)	69	59 (W)
Mar. 5	#CS Fullerton (N)	63	54 (W)
6	#CS Long Beach (N)	64	50 (W)
7	#Fresno State (N)	48	52 (L)
11	@UTEP (A)	53	57 (L)

+ - Exhibition game  
# - PCAA Tournament game  
@ - NIT Tournament game

### 1980-81 Individual Statistics

Player	G	FG-FGA	Pct.	FT-FTA	Pct.	REB	Avg.	PF-D	A	Pts./Avg.
S. Williams	30	198-334	59.3	58-92	63.0	216	7.2	94-5	32	454/15.1
D. Murrey	30	163-336	48.5	94-115	81.7	152	5.1	103-4	25	420/14.0
C. McNealy	30	149-296	50.3	50-84	59.5	193	6.4	95-2	96	348/11.6
M. Mendez	30	68-160	42.5	65-90	72.2	67	2.2	61-1	143	199/6.7
M. Moore	27	59-137	43.1	28-44	63.6	42	1.6	47-0	46	146/5.4
J. Russo	1	2-7	28.6	0-0	00.0	2	2.0	3-0	1	4/4.0
J. Rogers	11	16-31	51.6	7-12	58.3	24	2.2	4-0	2	39/3.5
E. Saunders	28	31-69	44.9	30-38	78.9	32	1.2	34-0	31	92/3.3
D. Byrd	28	31-85	36.5	26-41	63.4	62	2.2	44-1	18	88/3.1
E. Uthoff	29	27-55	49.1	26-41	63.4	64	2.2	62-0	13	80/2.8
K. Thomas	20	14/29	48.3	9-12	75.0	25	1.3	20-0	3	37/1.8
T. McTighe	7	2-3	66.7	0-1	00.0	2	0.3	0-0	0	4/0.6
<b>SJSU</b>	30	760-1542	49.3	393-570	68.9	971	32.4	567-13	410	1913/63.8
<b>OPP</b>	30	651-1462	44.5	397-556	71.4	862	28.7	586-27	381	1699/56.6



Sid Williams



Doug Murrey



Greg Vinson



Mike Mendez



Mike Moore

## 1981-82 (13-13)

### COACH: Bill Berry ASSISTANTS: Phil Rosemurgy & John Raynor

Nov.28	CS Bakersfield (H)	41	42 (L)
30	CS Dominguez Hills (H)	72	52 (W)
Dec. 5	Northern Arizona (A)	57	60 (L)
7	Utah (A)	56	60 (L)
10	Sonoma State (H)	85	51 (W)
12	Loyola Marymount (H)	49	47 (W-OT)
19	Idaho (H)	45	48 (L)
29	* Gonzaga (N)	60	55 (W)
30	* Eastern Montana (A)	54	53 (W)
Jan. 5	(#8) USF (A)	66	78 (L)
8	U.S. International (H)	75	65 (W)
14	Utah State (H)	56	49 (W)
16	Pacific (H)	57	56 (W)
22	CS Fullerton (A)	50	61 (L)
23	UC Santa Barbara (A)	72	65 (W)
26	(#19) Fresno State (A)	45	63 (L)
30	(#19) Fresno State (H)	36	47 (L)
Feb. 4	UC Irvine (A)	58	57 (W)
6	CS Long Beach (A)	45	47 (L)
11	UC Irvine (H)	61	68 (L)
13	CS Long Beach (H)	56	57 (L-OT)
18	CS Fullerton (H)	62	57 (W)
20	UC Santa Barbara (H)	48	49 (L)
25	Utah State (A)	55	47 (W)
27	Pacific (A)	65	55 (W)
Mar. 3	#CS Long Beach (N)	68	71 (L)

\* - KOA Classic  
# - PCAA Tournament game

### 1981-82 Individual Statistics

Player	G	Min	FG-FGA	Pct.	FT-FTA	Pct.	REB	Avg.	PF-D	A	Pts./Avg.
C. McNealy	23	822	138-250	55.2	71-113	62.8	222	9.6	71-4	35	347/15.1
M. Moore	26	749	76-171	44.4	38-51	74.5	39	1.5	66-3	77	190/7.3
G. Vinson	26	727	56-135	41.5	39-59	66.1	122	4.7	90-9	10	151/5.8
K. Bowland	25	370	56-107	52.3	29-38	76.3	23	0.9	31-1	29	141/5.6
J. Brown	23	454	44-85	51.8	39-53	73.6	44	1.9	46-5	66	127/5.5
D. Warner	24	438	56-124	45.2	12-22	54.5	50	2.1	27-0	18	124/5.2
K. Thomas	17	245	35-67	52.2	6-11	54.5	44	2.6	41-4	8	124/5.2
P. Phiifer	18	217	26-63	41.3	17-24	70.8	50	2.8	31-2	3	69/3.8
M. Dixon	22	398	27-71	38.0	28-37	75.7	19	0.9	38-3	64	82/3.7
D. Jones	21	193	33-84	39.3	10-14	71.4	12	0.6	22-0	10	76/3.6
E. Uthoff	26	414	18-42	42.9	28-38	73.7	54	2.1	51-0	14	64/2.5
J. Rogers	3	50	3-10	30.0	1-4	25.0	7	2.3	1-0	1	7/2.3
J. Reason	17	138	13-39	33.3	7-9	77.8	14	0.8	17-0	4	33/1.9
F. Martin	6	23	3-7	42.9	0-1	00.0	1	0.2	3-0	2	6/1.0
W. Farris	3	12	0-2	00.0	1-2	50.0	3	1.0	1-0	1	1/0.3
<b>SJSU</b>	26	5250	584-1257	46.5	326-476	68.5	821	31.6	536-31	342	1494/57.5
<b>OPP</b>	26	5250	534-1171	45.6	391-577	67.8	740	28.5	496-11	293	1459/56.1



Chris McNealy



Mike Moore



Greg Vinson



Kevin Bowland



Jonathon Brown

# Scores & Statistics (1983-1984)



## 1982-83 (14-15)

COACH: Bill Berry

ASSISTANTS: Dave Bollwinkel & Casey Rush

Nov.27	## Puget Sound (H)	71	62 (W)
29	## Idaho State (H)	61	51 (W)
Dec. 3	Nevada (H)	81	92 (L)
6	Portland (A)	57	59 (L-2OT)
9	Southern California (H)	54	72 (L)
11	(#5) UCLA (A)	71	94 (L)
22	## Loyola Marymount (H)	94	80 (W)
23	## San Diego (H)	66	61 (W)
28	+(#8) Tennessee (N)	42	50 (L)
29	##+ Wagner (N)	74	67 (W)
Jan. 6	Pacific (A)	71	77 (L)
8	Utah State (A)	68	77 (L)
13	CS Fullerton (H)	73	60 (W)
15	UC Irvine (H)	81	78 (W)
18	Santa Clara (A)	62	49 (W)
22	UC Santa Barbara (A)	58	57 (W)
27	UC Irvine (A)	73	59 (W)
29	CS Fullerton (A)	57	77 (L)
Feb. 3	Pacific (H)	88	61 (W)
6	Fresno State (A)	50	63 (L)
10	Utah State (H)	65	76 (L)
12	CS Long Beach (H)	75	62 (W)
18	(#1) UNLV (A)	81	84 (L)
19	CS Long Beach (A)	69	83 (L)
24	Fresno State (H)	59	66 (L)
Mar. 3	(#9) UNLV (H)	61	67 (L)
5	UC Santa Barbara (H)	70	58 (W)
10	#Utah State (N)	80	66 (W)
11	#Fresno State (N)	47	53 (L-OT)

+ - Las Vegas Holiday Classic  
# - PCAA Tournament game  
## - Game forfeited by SJSU by action of the PCAA

## 1982-83 Individual Statistics

Player	G	Min	FG-FGA	Pct.	3FG-3FGA	Pct.	FT-FTA	Pct.	REB	Avg.	PF-D	A	Blk-S	Pts./Avg.
C. McNealy	28	1048	217-368	58.9	2-2	100.0	105-157	66.9	263	9.4	90-4	72		541/19.3
D. Johnson	10	294	62-120	51.7	0-2	00.0	21-28	75.0	29	2.9	28-0	22		145/14.5
K. Bowland	29	895	128-276	46.4	20-54	37.0	41-55	74.5	69	2.4	65-4	68		317/10.9
G. Vinson	27	830	99-174	56.9	0-0	00.0	59-95	62.1	153	5.7	100-10	19		257/9.5
G. Copeland	27	442	84-164	51.2	0-0	00.0	12-26	46.2	54	2.0	55-4	28		180/6.7
D. Warner	28	500	72-143	50.3	0-2	00.0	37-55	67.3	89	3.2	63-1	17		181/6.5
M. Dixon	29	702	52-125	41.6	5-13	38.5	39-49	79.6	51	1.8	60-2	138		148/5.1
B. Evans	26	285	24-81	29.6	1-4	25.0	12-14	84.2	13	0.5	35-2	28		61/2.3
E. Uthoff	28	478	12-33	36.4	0-0	00.0	22-29	75.9	62	2.2	67-2	12		46/1.6
P. Phiifer	13	88	8-19	42.1	0-0	00.0	3-4	75.0	16	1.2	12-0	0		19/1.5
K. Norwood	19	89	9-23	39.1	0-0	00.0	7-17	41.2	17	0.9	20-1	3		25/1.3
V. Watson	24	193	8-45	17.8	0-2	00.0	15-25	60.0	10	0.4	14-0	21		31/1.3
F. Martin	8	27	3-7	42.9	1-2	50.0	1-3	33.3	3	0.4	4-0	1		8/1.0
D. Jones	1	4	0-2	00.0	0-2	00.0	0-0	00.0	0	0.0	2-0	0		0/0.0
<b>SJSU</b>	29	5875	778-1580	49.2	29-83	34.9	374-557	67.1	942	32.5	615-30	429		1959/67.6
<b>OPP</b>	29	5875	697-1470	47.4	65-172	37.8	500-716	69.8	931	32.1	579-16	357		1959/67.6



Chris McNealy



Kevin Bowland



Greg Vinson



Gavin Copeland



Dwayne Warner

## 1983-84 (10-18)

COACH: Bill Berry

ASSISTANTS: Dave Bollwinkel & George Libbon

Nov.29	San Francisco State (H)	55	42 (W)
Dec. 2	+ Stanford (A)	48	58 (L)
3	+ Fordham (N)	74	89 (L)
6	Sonoma State (H)	80	60 (W)
8	Southern California (A)	62	69 (L)
10	Santa Clara (H)	65	67 (L)
17	Nevada (A)	75	79 (L)
19	Loyola Marymount (A)	72	64 (W)
21	Portland (H)	55	53 (W)
Jan. 5	UC Santa Barbara (A)	58	56 (W)
7	CS Fullerton (A)	62	72 (L)
9	Pacific (H)	79	49 (W)
12	(#14) UNLV (H)	77	105 (L)
14	UC Irvine (H)	72	77 (L)
21	New Mexico State (A)	67	77 (L)
23	CS Long Beach (A)	52	63 (L)
28	Utah State (H)	70	79 (L)
Feb. 2	CS Fullerton (H)	50	49 (W)
4	Fresno State (A)	48	83 (L)
6	UC Santa Barbara (H)	59	56 (W)
9	UC Irvine (A)	53	64 (L)
12	(#4) UNLV (A)	76	88 (L)
16	New Mexico State (H)	59	55 (W)
18	CS Long Beach (H)	56	53 (W)
23	Utah State (A)	60	68 (L)
Mar. 1	Fresno State (H)	33	43 (L)
4	Pacific (A)	49	51 (L)
8	(#10) UNLV (N)	55	70 (L)

+ - Stanford Invitational  
# - PCAA Tournament game

## 1983-84 Individual Statistics

Player	G/S	Min	FG-FGA	Pct.	FT-FTA	Pct.	REB	Avg.	PF-D	A	Pts./Avg.
S. Evans	28/23	791	109-196	55.6	58-113	51.3	176	6.3	109-10	20	276/9.9
W. Farris	24/14	590	93-169	55.0	31-51	60.8	55	2.3	54-1	38	217/9.0
M. Fleming	27/12	557	68-149	45.6	58-75	77.3	89	3.3	68-5	19	194/7.2
E. Williams	28/9	391	80-198	40.4	37-56	66.1	46	1.6	69-5	27	197/7.0
M. Dixon	28/27	939	70-151	46.4	56-75	74.7	61	2.2	95-8	155	196/7.0
G. Puou	27/14	516	66-153	43.1	33-48	68.8	67	2.5	56-2	37	165/6.1
B. Evans	26/8	442	66-138	47.8	17-24	70.8	38	1.5	30-0	20	149/5.7
J. Nord	16/6	232	36-64	56.2	12-25	48.0	41	2.6	50-4	8	84/5.2
G. Thomas	28/10	348	33-79	41.8	18-33	54.5	73	2.6	47-0	4	84/3.0
K. Norwood	27/8	376	32-81	39.5	11-19	57.9	59	2.2	42-1	18	75/2.8
L. Wyatt	25/9	332	26-62	41.9	19-31	61.3	62	2.5	49-1	8	71/2.8
E. Huse	3/0	13	2-4	50.0	1-1	100.0	4	1.3	1-0	0	5/1.7
E. Sankey	5/1	73	4-6	66.7	0-0	00.0	6	1.2	7-0	7	8/1.6
<b>SJSU</b>	28	5600	685-1450	47.2	351-551	63.7	880	31.4	677-37	361	1721/61.5
<b>OPP</b>	28	5600	661-1353	48.9	495-742	66.7	868	31.0	524-19	388	1817/64.9



Stony Evans



Ward Farris



Matt Fleming



Eric Williams



Michael Dixon



# Scores & Statistics (1985-1986)

1984-85 (16-13)

COACH: Bill Berry

ASSISTANTS: Dave Bollwinkel, George Libbon

1984-85 Individual Statistics

			Player	G/S Min	FG-FGA Pct.	3FG-3FGAPct.	FT-FTA Pct.	REB	Avg.	PF-D	A	Blk-S	Pts./Avg.
Nov.27	Portland (H)	81 82 (L-3OT)	M. Fleming	26/25 813	132-262 50.4	0-0 00.0	85-114 75.2	121	4.7	87-3	46		349/13.4
Dec. 1	Arizona (A)	44 79 (L)	W. Farris	29/26 899	150-284 52.8	0-5 00.0	70-90 77.8	125	4.3	66-1	72		370/12.8
3	San Diego (A)	63 65 (L)	R. Owens	29/281021	142-265 53.6	0-1 00.0	45-95 47.4	235	8.1	82-1	36		339/11.7
5	CS Hayward (H)	77 57 (W)	S. Evans	29/26 907	137-265 51.7	0-0 00.0	61-112 54.5	191	6.6	98-7	30		335/11.6
8	Washington State (A)	58 60 (L-OT)	G. Puou	28/6 479	68-154 44.2	0-1 00.0	49-67 73.1	90	3.2	64-4	40		185/6.6
21	Sonoma State (H)	84 42 (W)	O. Johnson	29/16 681	68-170 40.0	3-5 60.0	32-48 66.7	73	2.5	64-3	94		171/5.9
22	Santa Clara (H)	74 67 (W)	M. Dixon	28/16 661	49-109 46.6	0-6 00.0	29-40 72.5	45	1.6	54-0	120		127/4.5
28	+ Ohio (N)	67 62 (W)	B. Holt	20/0 155	28-66 42.4	0-7 00.0	11-18 61.1	24	1.2	22-0	6		67/3.3
29	+ Utah (A)	72 70 (W)	K. Norwood	4/0 42	4-8 50.0	0-0 00.0	2-8 25.0	11	2.7	6-0	2		10/2.5
Jan. 3	UC Irvine (H)	93 71 (W)	H. Simon	6/0 19	4-6 66.7	0-2 00.0	4-6 66.7	6	1.0	3-0	2		12/2.0
5	UNLV (H)	65 80 (L)	D. Curry	12/0 90	9-18 50.0	0-0 00.0	5-13 38.5	14	1.2	15-0	3		23/1.9
7	Fresno State (A)	49 58 (L)	B. Evans	19/0 162	16-48 33.3	0-3 00.0	0-0 00.0	15	0.8	13-0	13		32/1.7
10	CS Fullerton (A)	97 92 (W-4OT)	L. Wyatt	20/2 141	11-25 44.0	0-0 00.0	8-16 50.0	27	1.3	27-0	4		30/1.5
12	UC Santa Barbara (A)	74 55 (W)	G. Hatfield	9/0 30	1-7 14.2	0-0 00.0	2-4 50.0	7	0.8	3-0	2		4/0.4
19	Utah State (A)	75 80 (L)	<b>SJSU</b>	29 6100	819-1683 48.7	3-30 10.0	403-630 63.9	1084	37.4	604-19	470		2044/70.5
21	Long Beach State (A)	73 67 (W)	<b>OPP</b>	29 6100	696-1614 43.1	66-190 34.7	454-633 71.7	951	32.8	580-19	369		1927/66.4
26	CS Fullerton (H)	46 51 (L)											
31	(#16) UNLV (A)	56 70 (L)											
Feb. 2	UC Irvine (A)	77 78 (L)											
4	Pacific (H)	78 46 (W)											
7	New Mexico State (A)	69 59 (W)											
9	CS Long Beach (H)	68 72 (L)											
13	UC Santa Barbara (H)	57 54 (W)											
21	Pacific (A)	55 84 (L)											
23	Utah State (H)	83 78 (W-2OT)											
28	New Mexico State (H)	78 64 (W)											
Mar. 2	Fresno State (H)	84 80 (W-2OT)											
7	#Utah State (N)	92 58 (W)											
8	##(11) UNLV (N)	59 60 (L)											

+ - Utah Classic

# - PCAA Tournament game



Matt Fleming



Ward Farris



Reggie Owens



Stony Evans



George Puou

1985-86 (16-12)

COACH: Bill Berry

ASSISTANTS: Dave Bollwinkel & Greg Graham

1985-86 Individual Statistics

			Player	G/S Min	FG-FGA Pct.	3FG-3FGAPct.	FT-FTA Pct.	REB	Avg.	PF-D	A	Blk-S	Pts./Avg.
Nov.25	Sonoma State (H)	90 47 (W)	R. Berry	28/27 892	179-369 48.5	24-40 60.0	137-164 83.5	138	4.9	107-11	85	6-26	519/18.5
27	CS Hayward (H)	79 55 (W)	R. Owens	27/27 945	128-260 49.2	0-0 00.0	38-86 44.2	234	8.7	91-6	50	12-42	294/10.9
30	Arizona State (A)	66 72 (L)	W. Farris	27/22 775	96-189 50.8	0-1 00.0	50-67 74.6	80	2.9	64-1	89	4-42	242/8.9
Dec. 3	USF (H)	76 55 (W)	H. Simon	28/9 564	86-176 48.9	3-11 27.3	48-56 85.7	66	2.4	63-1	30	2-28	223/7.9
11	USF (A)	68 61 (W)	O. Johnson	20/15 593	36-91 39.6	0-1 00.0	49-81 60.5	56	2.8	67-2	78	1-30	122/6.1
19	Santa Clara (A)	58 55 (W)	G. Puou	26/9 415	43-109 39.4	0-1 00.0	41-55 74.5	55	2.1	53-2	20	4-17	127/4.9
21	Washington State (H)	64 49 (W)	L. Wyatt	28/14 568	48-92 52.2	0-0 00.0	22-36 61.1	87	3.1	84-4	21	5-17	118/4.2
27	+ Mississippi State (N)	65 75 (L)	G. Thomas	28/13 433	46-89 51.6	0-0 00.0	12-24 50.0	70	2.6	62-1	8	21-7	104/3.9
28	+ Idaho (N)	70 67 (W)	A. Perry	19/0 119	20-46 43.5	3-11 27.3	8-12 66.7	6	0.3	12-0	9	0-2	51/2.7
Jan. 2	UC Irvine (A)	67 72 (L)	S. Newman	13/10 65	8-23 34.8	1-1 100.0	4-11 36.4	6	0.3	14-0	8	0-5	21/1.6
4	(#13) UNLV (A)	60 106 (L)	D. Waters	18/3 142	9-18 50.0	0-0 00.0	3-10 30.0	34	1.9	20-0	4	4-9	24/1.3
6	Fresno State (H)	55 52 (W)	M. Winter	18/0 89	7-14 50.0	0-0 00.0	8-8 100.0	20	1.1	14-0	3	0-1	22/1.2
9	UC Santa Barbara (H)	76 63 (W)	<b>SJSU</b>	28 5600	706-1476 47.8	31-68 45.6	420-610 68.9	943	33.7	651-28	405	59-226	1863/66.5
11	CS Fullerton (H)	40 41 (L)	<b>OPP</b>	28 5600	611-1431 42.7	56-176 31.8	477-716 66.6	915	32.7	562-16	345	72-178	1755/62.7
18	Utah State (A)	67 80 (L)											
20	CS Long Beach (A)	72 62 (W)											
23	Pacific (A)	64 60 (W)											
25	Fresno State (A)	48 45 (W)											
30	(#10) UNLV (H)	55 62 (L)											
Feb. 2	UC Irvine (H)	71 55 (W)											
6	New Mexico State (H)	78 74 (W)											
8	CS Long Beach (H)	55 56 (L)											
13	UC Santa Barbara (A)	63 66 (L)											
15	CS Fullerton (A)	54 57 (L)											
17	Utah State (H)	81 69 (W)											
24	Pacific (H)	61 65 (L)											
27	New Mexico State (A)	87 79 (W)											
Mar. 6	#Pacific (N)	53 55 (L)											

+ - Hoosier Classic

# - PCAA Tournament game



Ricky Berry



Reggie Owens



Ward Farris



Herb Simon



Ontario Johnson

# Scores & Statistics (1987-1988)



1986-87 (16-14)

COACH: Bill Berry

ASSISTANTS: Dave Bollwinkel & Greg Graham

Date	Opponent	Score	Result
Nov.29	Portland (A)	49	54 (L)
Dec. 2	Stanford (H)	72	63 (W)
9	Southern California (A)	57	56 (W)
16	Santa Clara (H)	75	73 (W)
20	Arizona State (H)	66	67 (L)
22	CS Hayward (H)	60	66 (L)
26	+ Mississippi State (N)	62	57 (W)
28	+ Oregon (N)	64	69 (L)
29	+ Oregon State (N)	55	65 (L)
Jan. 3	CS Long Beach (H)	73	56 (W)
5	New Mexico State (H)	79	62 (W)
8	(#1) UNLV (A)	77	89 (L)
10	UC Irvine (A)	84	89 (L)
15	Pacific (A)	57	61 (L)
17	Fresno State (A)	62	41 (W)
22	UC Santa Barbara (H)	70	64 (W)
24	CS Fullerton (H)	62	53 (W)
29	New Mexico State (A)	43	72 (L)
31	Long Beach State (A)	71	59 (W)
Feb. 2	CS Fullerton (A)	60	62 (L)
5	UC Irvine (H)	95	70 (W)
7	(#1) UNLV (H)	74	83 (L)
14	Utah State (A)	86	91 (L-OT)
19	UC Santa Barbara (A)	52	53 (L)
23	Fresno State (H)	49	48 (W)
26	Utah State (H)	81	73 (W)
28	Pacific (H)	70	65 (W)
Mar. 5	#New Mexico State (N)	71	54 (W)
6	#UC Santa Barbara (N)	70	69 (W)
7	(#1) UNLV (N)	69	94 (L)

+ - Far West Classic  
# - PCAA Tournament game

1986-87 Individual Statistics

Player	G/S	Min	FG-FGA	Pct.	3FG-3FGA	Pct.	FT-FTA	Pct.	REB	Avg.	PF-D	A	Blk-S	Pts./Avg.
R. Berry	27/23	876	190-412	46.1	32-78	41.0	134-165	81.2	36-85-121	4.5	81-3	68	4-22	546/20.2
G. Puou	30/301	1039	123-264	46.6	0-3	00.0	128-162	79.0	61-117-178	5.9	100-6	74	5-38	374/12.5
R. Owens	30/29	921	106-241	43.4	2-5	40.0	27-54	50.0	65-158-223	7.4	117-11	73	8-39	241/8.0
B. Evans	30/23	785	78-176	44.3	0-3	00.0	47-65	72.3	10-49-59	1.9	47-1	55	0-33	203/6.8
R. Scott	27/17	685	64-161	39.8	0-5	00.0	41-54	75.9	16-29-45	1.7	85-3	65	3-26	169/6.3
G. Thomas	28/16	580	61-135	45.2	0-0	00.0	35-52	67.3	50-63-113	4.0	86-6	8	44-13	157/5.6
D. Waters	29/13	633	62-103	60.2	0-0	00.0	36-60	60.0	63-85-148	5.1	78-4	23	12-15	160/5.5
A. Perry	30/0	356	45-129	34.9	17-47	36.2	15-29	51.7	9-17-26	0.9	43-0	21	0-0	122/4.1
J. Svoboda	13/0	64	8-16	50.0	0-0	00.0	2-3	66.7	8-10-18	1.4	15-0	0	1-0	18/1.4
D. Daniels	10/0	30	4-13	30.8	2-6	33.3	3-5	60.0	3-4-7	0.7	7-0	0	0-2	13/1.3
P. Conaway	9/0	34	3-7	42.9	0-0	00.0	4-5	80.0	1-4-5	0.6	10-1	0	1-0	10/1.1
D. Broussard	7/0	9	0-2	00.0	0-0	00.0	2-2	100.0	0-1-1	0.1	1-0	1	0-0	2/0.3
S. Bigley	3/0	3	0-0	00.0	0-0	00.0	0-0	00.0	1-0-1	0.3	0-0	0	0-0	0/0.0
<b>SJSU</b>	30	6025	744-1661	44.8	53-148	35.8	474-656	72.3	323-624-1085	36.2671-35	390	78-204	2015/67.2	
<b>OPP</b>	30	6025	679-1590	42.7	129-354	36.4	491-731	67.2	328-563-1026	34.2611-23	350	66-183	1978/65.9	



Ricky Berry



George Puou



Reggie Owens



Bobby Evans



Rodney Scott

1987-88 (14-15)

COACH: Bill Berry

ASSISTANTS: Greg Graham & Eric Saulny

Date	Opponent	Score	Result
Dec. 2	Sonoma State (H)	88	61 (W)
4	Chaminade (H)	83	56 (W)
5	Santa Clara (A)	69	77 (L)
11	+Auburn (N)	65	70 (L)
12	+Illinois-Chicago (N)	65	54 (W)
19	USF (H)	82	60 (W)
22	Michigan State (A)	68	82 (L)
28	(#17) Missouri (A)	61	85 (L)
Jan. 2	*Fresno State (A)	69	67 (W)
4	*Pacific (A)	79	74 (W)
7	*New Mexico State (H)	65	76 (L)
9	*CS Long Beach (H)	80	79 (W)
14	*UC Santa Barbara (A)	67	61 (W)
16	*UC Irvine (A)	77	98 (L)
21	(#8) UNLV (H)	83	95 (L)
23	*CS Fullerton (H)	65	60 (W)
26	Memphis State (A)	82	67 (W)
30	*Utah State (A)	85	114 (L)
Feb. 4	*CS Long Beach (A)	68	81 (L)
6	*New Mexico State (A)	59	77 (L)
13	*UC Santa Barbara (H)	64	65 (L)
15	*UC Irvine (H)	55	63 (L)
18	*CS Fullerton (A)	51	63 (L)
20	(#11) UNLV (A)	68	85 (L)
28	*Utah State (H)	96	95 (W-OT)
Mar. 3	*Pacific (H)	80	59 (W)
5	*Fresno State (H)	69	62 (W)
9	*Pacific (N)	76	60 (W)
10	#Utah State (N)	72	80 (L)

+ - Fighting Illini Classic  
\* - PCAA contest  
# - PCAA Tournament game

1987-88 Individual Statistics

Player	G/S	Min	FG-FGA	Pct.	3FG-3FGA	Pct.	FT-FTA	Pct.	REB	Avg.	PF-D	A	Blk-S	Pts./Avg.
R. Berry	29/291	1058	250-520	.481	57-128	.445	145-178	.815	53-157-210	7.2	102-2	113	14-34	702/24.2
S. Haney	29/19	786	137-317	.432	60-135	.444	31-36	.861	9-41-50	1.7	54-1	48	0-20	365/12.6
R. Scott	28/25	875	96-200	.480	5-13	.385	33-50	.660	22-33-55	1.9	79-6	108	1-24	230/8.2
D. Waters	29/29	932	81-147	.551	0-0	.000	63-115	.548	92-151-243	8.4	102-6	66	19-22	225/7.8
G. Thomas	29/16	667	73-141	.518	0-0	.000	21-34	.618	54-90-144	4.9	91-5	15	62-18	167/5.8
A. Perry	29/8	612	50-181	.276	18-72	.250	22-32	.688	19-36-55	1.9	69-3	46	1-20	140/4.8
G. Williams	26/9	422	45-97	.464	0-0	.000	17-24	.708	41-61-102	3.5	57-1	19	8-14	107/4.1
K. Young	19/1	149	18-29	.621	0-0	.000	20-25	.800	19-24-43	2.3	27-1	7	0-7	56/2.9
J. Svoboda	15/8	115	15-31	.484	0-0	.000	6-11	.545	10-8-18	1.2	20-0	2	0-4	36/2.4
T. Farmer	14/0	108	13-38	.342	0-1	.000	6-11	.545	6-16-22	1.6	21-0	3	2-4	32/2.3
D. Daniels	17/0	66	9-16	.563	3-9	.333	2-4	.500	4-5-9	0.6	17-0	5	0-0	23/1.4
D. Broussard	12/0	30	3-8	.375	0-0	.000	2-4	.500	1-1-2	0.2	2-0	4	0-1	8/0.7
W. Franks	1/0	5	0-0	.000	0-0	.000	0-0	.000	0-1-1	1.0	0-0	0	0-0	0/0.0
<b>SJSU</b>	29	5825	790-1725	.458	143-358	.399	368-524	.702	1039	35.8	641-25	436	106-168	2091/72.1
<b>OPP</b>	29	5825	723-1664	.434	145-390	.372	535-757	.707	1017	35.1	533-13	460	63-180	2126/73.3



# Scores & Statistics (1989-1990)

1988-89 (5-23)

COACH: Bill Berry

ASSISTANTS: Greg Graham & Eric Saulny

1988-89 Individual Statistics

	Player	G/S	Min	FG-FGA	Pct.	3FG-3FGA	Pct.	FT-FTA	Pct.	REB	Avg.	PF-D	A	Blk-S	Pts./Avg.			
Nov.26	Sonoma State (H)	92	65 (W)	S. Haney	16/13	491	94-212	.443	43-98	.439	38-48	.792	8-21-29	1.8	37-1	24	0-13	269/16.8
Dec. 2	+Army (N)	84	74 (W)	C. McPherson	12/12	410	65-132	.492	0-1	.000	41-67	.612	18-54-72	6.0	32-1	14	6-8	171/14.2
3	+Nebraska (A)	76	90 (L)	D. Waters	9/8	314	50-95	.526	0-0	.000	25-39	.641	25-48-73	8.1	29-1	22	3-10	125/13.9
5	Creighton (A)	77	84 (L)	J. Johnson	12/12	403	51-100	.510	4-10	.400	28-51	.549	30-48-78	6.5	43-4	38	6-11	134/11.2
10	Stanford (A)	39	89 (L)	R. Scott	16/15	535	66-141	.468	2-7	.286	34-58	.586	15-29-44	2.7	49-1	74	1-13	168/10.5
17	Boise State (H)	65	71 (L)	D. Daniels	26/15	598	83-197	.421	40-103	.388	32-48	.667	33-47-80	3.1	63-3	31	1-13	238/9.1
20	Santa Clara (H)	63	76 (L)	T. Farmer	16/7	339	52-111	.468	0-1	.000	35-55	.636	40-41-81	5.1	71-7	11	7-15	139/8.7
21	Eastern Washington (H)	93	75 (W)	P. Perry	16/14	451	38-101	.376	13-39	.333	26-35	.743	15-22-37	2.3	41-1	57	2-17	115/7.2
23	USF (H)	81	67 (W)	J. Svoboda	18/14	351	50-100	.500	0-0	.000	19-30	.633	36-31-67	3.7	55-3	8	1-11	119/6.6
30	*(#12) UNLV (A)	68	101 (L)	T. Desiano	23/13	567	50-128	.391	13-45	.289	22-34	.647	19-41-60	2.6	37-2	61	2-33	135/5.9
Jan. 3	*Pacific (H)	76	72 (W)	G. Marshall	11/0	146	19-40	.475	0-0	.000	7-15	.467	10-12-22	2.0	31-1	3	0-5	45/4.1
5	*Fresno State (H)	54	61 (L)	G. Williams	16/7	289	25-68	.368	0-0	.000	15-25	.600	29-56-85	5.3	41-1	12	5-13	65/4.1
8	*CS Long Beach (A)	64	70 (L)	S. Davis	5/0	24	5-8	.625	0-0	.000	3-4	.750	5-2-7	1.4	4-0	1	0-0	13/2.6
10	*New Mexico State (A)	68	76 (L)	J. Puzar	12/10	304	13-34	.382	0-0	.000	4-7	.571	14-22-36	3.0	33-3	5	7-5	30/2.5
14	*UC Irvine (H)	62	71 (L)	A. Focchia	10/0	62	9-20	.450	0-0	.000	0-0	.000	8-3-11	1.1	12-0	2	1-0	18/1.8
16	*UC Santa Barbara (H)	48	69 (L)	J. Kozak	5/0	27	2-5	.400	0-0	.000	3-4	.750	2-1-3	0.6	4-0	0	0-0	7/1.4
19	*CS Fullerton (A)	60	82 (L)	D. Hollaway	9/0	47	2-18	.111	1-3	.333	7-10	.700	4-4-8	0.9	13-0	5	0-2	12/1.3
28	*Utah State (A)	54	68 (L)	F. Woertman	10/0	97	6-20	.300	0-3	.000	0-2	.000	4-4-8	0.8	2-0	1	0-4	12/1.2
Feb. 2	*New Mexico State (H)	60	77 (L)	G. Metcalf	7/0	28	2-3	.667	0-0	.000	2-2	1.000	1-4-5	0.7	1-0	0	0-0	6/0.9
4	*CS Long Beach (H)	54	58 (L)	C. McGee	6/0	42	2-5	.400	0-0	.000	1-4	.250	1-2-3	0.5	4-0	3	0-0	5/0.8
9	*UC Irvine (A)	69	91 (L)	D. Hendrickson	3/0	7	0-0	.000	0-0	.000	1-3	.333	0-2-2	0.7	2-0	0	0-0	1/0.3
11	*UC Santa Barbara (A)	49	70 (L)	D. Greer	11/0	51	0-5	.000	0-0	.000	0-3	.000	0-8-8	0.7	7-0	7	0-1	0/0.0
16	*#18) UNLV (H)	66	95 (L)	N. Brown	11/0	33	0-1	.000	0-0	.000	0-1	.000	4-4-8	0.7	11-0	2	0-0	0/0.0
18	*CS Fullerton (H)	69	70 (L-OT)	A. Manns	1/0	4	0-3	.000	0-2	.000	0-0	.000	1-0-1	1.0	1-0	0	0-0	0/0.0
23	*Utah State (H)	62	70 (L)	T. Jackson	1/0	3	0-1	.000	0-0	.000	0-0	.000	0-1-1	1.0	0-0	0	0-1	0/0.0
Mar. 2	*Fresno State (A)	59	73 (L)	S. Dittmann	1/0	1	0-0	.000	0-0	.000	0-0	.000	0-0-0	0.0	0-0	0	0-0	0/0.0
5	*Pacific (A)	55	66 (L)															
8	#Fresno State (N)	60	64 (L)															
				<b>SJSU</b>	28	5625	684-1548	.442	116-312	.372	343-545	.629	911	32.5	624-29	381	41-185	1827/65.2
				<b>OPP</b>	28	5625	719-1502	.479	159-399	.398	498-713	.698	987	35.3	528-8	435	90-179	2095/74.8

+ - Ameritas Classic  
\* - Big West Conference contest  
# - Big West Tournament game

1989-90 (8-20)

COACH: Stan Morrison

ASSISTANTS: Stan Stewart, Benny White,

John Coughran

CAPTAIN: Kenne Young

1989-90 Individual Statistics

	Player	G/S	Min	FG-FGA	Pct.	3FG-3FGA	Pct.	FT-FTA	Pct.	REB	Avg.	PF-D	A-TO	Blk-S	Pts./Avg.			
Nov.24	South Alabama (H)	61	64 (L)	K. Young	26/25	844	141-286	49.3	0-1	00.0	88-142	61.9	88-110-188	7.4	98-7	27-65	8-26	370/14.2
27	Lamar (H)	50	51 (L)	T. Batiste	24/15	641	91-244	37.3	7-23	30.4	108-154	70.1	38-64-102	4.2	60-1	63-65	1-35	297/12.4
Dec. 5	Drake (H)	47	65 (L)	A. Brooks	24/12	543	86-207	41.5	33-77	42.9	34-46	73.9	16-30-46	1.9	50-0	26-33	0-17	239/9.9
8	Boise State (A)	57	61 (L)	K. Logan	28/28	765	91-180	50.6	0-2	00.0	32-53	60.4	72-103-175	6.2	79-1	25-47	26-26	214/7.6
11	TCU (H)	70	69 (W)	T. Cannon	26/20	562	65-152	42.8	9-33	27.3	37-49	75.5	14-35-49	1.9	41-0	73-63	0-21	176/6.8
15	Santa Clara (A)	75	66 (W)	C. Terrell	22/15	450	59-117	50.4	5-14	35.7	14-23	60.9	29-27-66	3.0	53-1	25-38	1-8	137/6.2
23	Idaho State (H)	65	57 (W)	T. Desiano	28/10	533	51-115	44.3	15-39	38.5	30-43	69.8	7-38-45	1.6	40-0	63-48	2-22	147/5.2
29	#Michigan State (A)	61	88 (L)	M. Wasserburger	18/0	165	31-90	34.4	15-53	28.3	5-6	83.3	4-6-10	0.6	21-0	9-13	0-6	82/4.6
30	#Arkansas-Little Rock (N)	80	100 (L)	D. Daniels	26/12	304	29-84	34.5	16-45	35.6	20-25	80.0	12-24-36	1.4	31-0	11-27	1-13	94/3.6
Jan. 2	*UC Santa Barbara (A)	61	82 (L)	D. Scott	26/2	363	34-71	47.9	0-0	00.0	15-33	45.5	39-29-68	2.6	64-2	8-24	15-10	83/3.2
4	*UC Irvine (A)	75	69 (W)	R. Dunlap	18/1	161	17-48	35.4	0-1	00.0	5-10	50.0	14-20-34	1.9	27-0	2-10	0-0	39/2.2
6	*#10) UNLV (H)	80	100 (L)															
13	*Utah State (A)	72	77 (L)	<b>SJSU</b>	28	5625	715-1666	42.9	100-300	33.3	399-604	66.1346	525-96934	6.596	12346-458	63-196	1929/68.9	
15	*CS Fullerton (H)	66	60 (W)	<b>OPP</b>	28	5625	759-1562	48.6	117-271	43.2	479-694	69.0343	615-103637	0.533	10360-478	117-206	2114/75.5	
20	*Pacific (H)	71	78 (L)															
25	*New Mexico State (H)	76	80 (L)															
27	*CS Long Beach (H)	83	85 (L)															
29	*Fresno State (A)	53	69 (L)															
Feb. 1	*CS Fullerton (A)	84	90 (L-OT)															
5	*#12) UNLV (A)	69	105 (L)															
10	*Utah State (H)	83	88 (L)															
15	*Pacific (A)	63	50 (W)															
17	*Fresno State (H)	61	59 (W)															
22	*CS Long Beach (A)	80	84 (L)															
24	*#24) New Mexico St. (A)	70	101 (L)															
Mar. 1	*UC Irvine (H)	84	78 (W)															
3	*UC Santa Barbara (H)	76	77 (L)															
7	\$Fresno State (N)	56	71 (L)															

# - Oldsmobile Classic  
\* - Big West Conference contest  
\$ - Big West Conference Tournament

# Scores & Statistics (1991-1992)



1990-91 (7-20)			1990-91 Individual Statistics																
COACH: Stan Morrison			Player	G/S	Min	FG-FGA	Pct.	3FG-3FGA	Pct.	FT-FTA	Pct.	REB	Avg.	PF-D	A-TO	Blk-S	Pts./Avg.		
ASSISTANTS: Stan Stewart, Benny White, John Coughran			T. Cannon	27/25	810	127-265	.479	36-83	43.4	49-63	.778	19-57	7.6	2.8	70-0	82-79	4-30	339/12.6	
CAPTAINS: Troy Batiste, Charles Terrell			C. Terrell	26/25	780	108-259	.417	13-42	.310	37-49	.755	39-46	8.5	3.3	52-1	101-59	4-22	266/10.2	
Nov.26	TCU (A)	49	66 (L)	M. Wasserburger	22/9	424	62-156	.397	35-82	.427	20-29	.690	10-25	3.5	1.6	43-1	22-31	1-13	179/8.1
28	Lamar (A)	67	95 (L)	A. Brooks	9/4	181	27-72	.375	11-33	.333	6-7	.842	4-16	2.2	14-0	19-12	0-5	71/7.9	
Dec. 1	San Diego (A)	81	98 (L)	P. Crump	23/7	476	42-110	.382	24-61	.393	48-59	.814	8-28	1.6	50-1	58-48	0-9	156/6.8	
3	California (A)	53	93 (L)	M. St. Julien	24/14	681	59-147	.401	3-12	.250	33-51	.647	57-109	16.6	6.9	62-4	17-37	28-13	154/6.4
5	Washington State (H)	70	69 (W)	M. Brotherton	24/4	331	57-92	.620	0-0	.000	33-49	.673	24-45	6.9	2.9	64-2	11-25	9-3	147/6.1
20	Santa Clara (H)	63	69 (L)	K. Logan	26/21	529	65-135	.481	3-6	.500	23-34	.676	57-80	13.7	5.3	73-4	20-28	11-5	156/6.0
22	Idaho State (A)	79	70 (W)	J. Allen	18/7	256	38-89	.427	13-31	.419	9-13	.692	16-25	4.1	2.3	23-0	11-28	2-5	98/5.4
27	Nevada (H)	64	68 (L)	D. Scott	5/5	123	10-33	.303	0-0	.000	5-10	.500	16-21	3.7	7.4	13-0	6-10	5-3	25/5.0
29	Nevada (A)	66	79 (L)	R. Dunlap	24/8	343	47-119	.395	0-2	.000	18-30	.600	27-47	7.4	3.1	56-2	2-28	12-11	112/4.7
Jan. 2	*UC Santa Barbara (H)	62	70 (L)	T. Batiste	8/4	159	8-47	.170	0-12	.000	18-23	.783	9-12	2.1	2.6	19-0	19-16	1-10	34/4.3
4	*UC Irvine (H)	88	97 (L)	A. Gardiner	20/2	199	23-47	.489	0-1	.000	12-29	.414	19-21	4.0	2.0	28-0	4-16	3-6	58/2.9
7	*(#1) UNLV (A)	65	93 (L)	C. Higginbotham	9/0	89	9-33	.273	4-11	.364	4-5	.800	3-10	1.3	1.4	12-0	13-10	1-5	26/2.9
9	*CS Fullerton (A)	78	91 (L)	R. Hannon	9/0	64	6-15	.400	1-2	.500	2-4	.500	5-7	1.2	1.3	6-0	2-6	0-3	15/1.7
14	*CS Fullerton (H)	80	70 (W)	E. Fairley	3/0	5	1-3	.333	0-1	.000	0-0	.000	1-0	0.3	1-0	1-0	0-0	0-0	2/0.7
17	*Fresno State (H)	94	92 (W-OT)	<b>SJSU</b>	27	5450	689-1622	.425	143-379	.377	317-455	.697	962	35.6	586-15388	430	81-143	1838/68.1	
19	*Pacific (H)	44	62 (L)	<b>OPP</b>	27	5450	731-1554	.470	141-386	.365	544-769	.707	987	36.6	439-4	429-348	101-191	2147/79.5	
24	*(#23) New Mexico St. (A)	58	88 (L)																
26	*CS Long Beach (A)	66	65 (W)																
31	*(#1) UNLV (H)	64	88 (L)																
Feb. 2	*Utah State (A)	71	88 (L)																
9	*Utah State (H)	62	69 (L)																
11	*CS Long Beach (H)	71	68 (W)																
14	*Pacific (A)	74	82 (L)																
16	*Fresno State (A)	72	71 (W)																
23	*(#15) New Mexico St. (H)	67	73 (L)																
28	*UC Irvine (A)	81	86 (L-OT)																
Mar. 2	*UC Santa Barbara (A)	51	85 (L)																

\* - Big West Conference contest

1991-92 (2-24)			1991-92 Individual Statistics																
COACH: Stan Morrison			Player	G/S	Min	FG-FGA	Pct.	3FG-3FGA	Pct.	FT-FTA	Pct.	REB	Avg.	PF-D	A-TO	Blk-S	Pts./Avg.		
ASSISTANTS: Stan Stewart & John Coughran			T. Cannon	17/16	566	75-216	.347	22-85	.259	51-62	.823	18-34	5.2	3.1	47-0	45-53	0-27	221/13.0	
Nov.26	Montana (H)	51	72 (L)	J. Allen	26/26	692	94-233	.403	32-84	.381	29-34	.853	25-50	7.5	2.9	73-2	20-38	7-13	249/9.6
29	(#14) Utah (H)	57	75 (L)	T. Pope	24/15	599	73-174	.420	6-16	.375	74-105	.705	16-38	5.4	2.3	71-5	49-75	3-32	228/9.5
Dec. 7	Washington State (A)	57	81 (L)	K. Logan	26/21	625	94-183	.514	5-19	.263	35-68	.515	57-100	15.7	6.0	59-2	24-40	12-14	228/9.5
9	Gonzaga (A)	56	61 (L)	D. Scott	25/7	497	73-141	.518	0-0	.000	34-59	.576	47-49	9.6	3.8	70-3	12-39	7-12	180/7.2
14	San Diego (H)	54	62 (L)	R. Dunlap	25/20	546	61-157	.398	8-31	.258	40-58	.690	48-58	10.6	4.2	77-6	9-50	13-7	162/6.5
21	Santa Clara (A)	61	60 (W)	I. Hunter	22/0	300	35-88	.398	8-31	.258	21-29	.724	17-35	5.2	2.4	39-0	15-35	2-12	99/4.5
23	Boise State (H)	68	80 (L)	J. Frenchwood	13/7	217	20-49	.408	8-18	.444	4-5	.800	7-16	2.3	1.8	15-0	20-23	1-3	52/4.0
28	California (H)	87	93 (L)	T. Clayton	23/5	369	27-66	.409	2-9	.222	18-25	.720	16-28	4.4	1.9	32-1	21-33	4-13	74/3.2
Jan. 2	*CS Long Beach (A)	65	68 (L)	L. Mitchel	3/1	85	3-19	.158	0-7	.000	3-5	.600	2-8	1.0	3.3	9-0	6-7	0-0	9/3.0
4	*UC Santa Barbara (A)	78	86 (L-OT)	A. Gardiner	22/3	259	25-62	.403	0-0	.000	15-24	.625	26-30	5.6	2.5	34-0	11-23	3-6	65/3.0
11	*Pacific (A)	52	66 (L)	A. De La Nuez	18/7	246	15-52	.288	7-26	.269	11-14	.786	2-16	1.8	11.0	8-0	33-34	0-9	48/2.7
16	*New Mexico State (H)	73	81 (L)	R. Hannon	9/1	39	2-9	.222	0-1	.000	7-8	.875	3-6	1.0	6-0	3-4	0-3	11/1.2	
18	*UNLV (H)	67	79 (L)	D. Ervin	13/1	110	5-11	.455	0-0	.000	4-12	.333	14-6	2.0	1.5	16-0	4-6	2-6	14/1.1
23	*Utah State (A)	63	80 (L)	J. Waikle	12/0	74	4-12	.333	0-0	.000	0-0	.000	5-8	1.3	1.1	24-1	1-3	3-4	8/0.7
27	*Fresno State (A)	51	64 (L)	A. Brazile	1/0	1	0-0	.000	0-0	.000	0-0	.000	0-0	0.0	0-0	0-0	0-0	0-0	0/0.0
30	*CS Fullerton (H)	64	76 (L)	<b>SJSU</b>	26	5225	606-1472	.412	90-298	.302	346-508	.681	882	33.9	580-20273	463	57-161	1648/63.4	
Feb. 1	*UC Irvine (H)	58	52 (W)	<b>OPP</b>	26	5225	688-1398	.492	124-313	.396	493-720	.685	923	35.5	474-6	403-397	88-191	1993/76.7	
8	*Pacific (H)	64	98 (L)																
13	*(#15) UNLV (A)	39	83 (L)																
15	*New Mexico State (A)	57	82 (L)																
20	*Fresno State (H)	71	74 (L)																
22	*Utah State (H)	79	84 (L)																
27	*UC Irvine (A)	65	78 (L)																
29	*CS Fullerton (A)	75	82 (L)																
Mar. 5	*UC Santa Barbara (H)	64	92 (L)																
8	*CS Long Beach (H)	80	93 (L)																

\* - Big West Conference contest



# Scores & Statistics (1993-1994)

1992-93 (7-19)			1992-93 Individual Statistics															
COACH: Stan Morrison			Player	G/S	Min	FG-FGA	Pct.	3FG-3FGA	Pct.	FT-FTA	Pct.	REB	Avg.	PF-D	A-TO	Blk-S	Pts./Avg.	
ASSISTANTS: Stan Stewart & Brad Winslow			D. Scott	25/25	718	145-284	.511	1-1	1.000	74-104	.712	77-83-160	6.4	82-2	21-58	15-16	365/14.6	
CAPTAINS: Kevin Logan, Daryl Scott																		
Dec. 1	Santa Clara (H)	56	71 (L)	J. Allen	26/20	628	82-219	.374	29-99	.293	27-40	.675	26-43-69	2.7	57-1	23-39	4-10	220/8.5
3	Stanford (H)	56	52 (W)															
5	Gonzaga (H)	76	73 (W-OT)	L. Mitchel	22/22	743	58-152	.382	15-41	.366	48-64	.750	18-59-77	3.5	67-2	60-67	4-33	179/8.1
10	Montana (A)	51	55 (L)															
12	Montana State (A)	57	60 (L)	K. Logan	26/17	591	81-165	.491	4-20	.200	34-50	.680	52-87-139	5.3	50-0	34-51	9-13	200/7.7
21	Drake (A)	43	66 (L)															
26	Fresno State (H)	74	62 (W)	J. Zavala	24/22	631	54-149	.362	17-49	.347	55-75	.733	17-65-82	3.4	68-3	72-66	2-21	180/7.5
28	Utah (A)	47	60 (L)															
Jan. 2	*CS Long Beach (H)	73	88 (L)	L. Shepherd	22/6	497	47-125	.376	5-20	.250	34-50	.680	37-43-80	3.6	36-2	44-40	1-22	133/6.0
9	*Pacific (H)	61	74 (L)															
14	*New Mexico State (A)	72	87 (L)	A. De La Nuez	4/0	45	11-21	.524	1-5	.200	1-3	.333	2-0-2	0.5	1-0	7-2	0-2	24/6.0
16	*#18 UNLV (A)	77	84 (L)															
23	*Nevada (H)	73	70 (W)	M. Brotherton	26/9	389	54-111	.486	0-0	.000	30-43	.698	29-34-63	2.4	51-2	15-34	8-9	138/5.3
26	*Utah State (H)	80	79 (W-OT)															
28	*CS Fullerton (A)	61	66 (L)	A. Gardiner	25/1	347	33-83	.398	0-0	.000	31-48	.646	15-37-52	2.1	45-0	16-29	4-7	97/3.9
30	*UC Irvine (A)	64	73 (L)															
Feb. 6	*Pacific (A)	54	50 (W)	D. Greene	25/5	401	28-64	.438	2-8	.250	24-40	.600	18-41-59	2.4	33-0	11-35	6-9	82/3.3
11	*#12 UNLV (H)	74	80 (L)															
13	*New Mexico State (H)	55	60 (L)	A. Williams	13/2	122	11-28	.393	2-3	.667	12-15	.800	10-13-23	1.8	14-0	8-18	2-3	36/2.8
18	*Nevada (A)	64	68 (L)															
20	*Utah State (A)	79	92 (L)	J. Frenchwood	6/0	36	2-5	.400	1-3	.333	2-4	.500	0-2-2	0.3	2-0	2-2	0-0	7/1.2
25	*UC Irvine (H)	62	67 (L)															
27	*CS Fullerton (H)	60	58 (W)	B. Jang	13/0	68	3-13	.231	1-3	.333	3-10	.300	0-2-2	0.2	10-0	4-6	0-4	10/0.8
Mar. 1	*UC Santa Barbara (H)	62	67 (L)															
4	*CS Long Beach (A)	87	103 (L)	A. Day	8/0	34	3-11	.273	0-0	.000	0-3	.000	3-3-6	0.8	5-0	2-6	0-1	6/0.8
6	*UC Santa Barbara (A)	59	72 (L)															
* - Big West Conference contest				SJSU	26	5250	612-1430	.428	78-252	.310	375-549	.683	903	34.7	521-12319-455	55-150	1677/64.5	
				OPP	26	5250	653-1379	.474	138-370	.373	391-580	.674	802	30.8	478-11380-388	98-185	1835/70.6	

1993-94 (15-12)			1993-94 Individual Statistics															
COACH: Stan Morrison			Player	G/S	Min	FG-FGA	Pct.	3FG-3FGA	Pct.	FT-FTA	Pct.	REB	Avg.	PF-D	A-TO	Blk-S	Pts./Avg.	
ASSISTANTS: Stan Stewart & Brad Winslow			T. Cannon <td>27/27</td> <td>835</td> <td>147-301</td> <td>.488</td> <td>37-103</td> <td>.359</td> <td>72-107</td> <td>.673</td> <td>21-57-78</td> <td>2.9</td> <td>61-2</td> <td>59-65</td> <td>3-35</td> <td>403/14.9</td>	27/27	835	147-301	.488	37-103	.359	72-107	.673	21-57-78	2.9	61-2	59-65	3-35	403/14.9	
CAPTAINS: Jason Allen, Terry Cannon																		
Nov.26	#Gonzaga (N)	98	87 (W)	J. Allen	27/27	766	129-289	.446	46-126	.365	35-50	.700	27-63-90	3.3	58-1	24-26	6-10	339/12.6
27	#Stanford (A)	58	69 (L)															
Dec. 1	Santa Clara (N+)	61	69 (L)	M. Brotherton	27/26	644	82-177	.463	1-1	1.000	62-87	.713	49-92-141	5.2	83-3	12-40	24-11	227/8.4
4	Fresno State (A)	69	67 (W)															
7	Saint Mary's (Calif.) (H)	66	75 (L)	L. Mitchel	27/22	713	72-170	.424	8-34	.235	65-81	.802	38-60-98	3.6	76-2	65-54	1-36	217/8.0
11	Loyola Marymount (H)	95	90 (W-OT)															
23	(#16) Minnesota (H+)	53	66 (L)	D. Greene	27/14	630	55-108	.509	5-12	.417	43-62	.694	46-59-105	3.9	58-0	13-30	4-12	158/5.9
30	Montana State (H)	74	69 (W-OT)	L. Shepherd	20/0	285	35-87	.402	2-10	.200	34-47	.723	26-27-53	2.7	26-0	27-24	3-11	106/5.3
Jan. 3	*Nevada (A)	82	78 (W-OT)															
5	*Utah State (A)	48	57 (L)	R. Hammonds	26/3	400	54-114	.474	0-0	.000	29-50	.580	27-50-77	3.0	53-0	7-25	11-11	137/5.3
8	*Pacific (A)	67	69 (L)															
15	*CS Long Beach (H)	71	78 (L)	A. Gardiner	25/10	504	51-135	.378	0-1	.000	28-44	.636	44-51-95	3.8	82-0	22-41	1-9	130/5.2
17	*UC Santa Barbara (H)	72	50 (W)															
20	*CS Fullerton (A)	69	63 (W)	J. Zavala	27/5	370	34-87	.391	11-29	.379	41-58	.707	16-35-51	1.9	58-0	55-50	6-24	120/4.4
22	*UC Irvine (A)	89	76 (W)															
27	*#25 New Mexico St. (H)	59	60 (L)	A. Day	5/0	39	3-12	.250	1-1	1.000	10-13	.769	2-6-8	1.6	3-0	1-2	0-0	17/3.4
29	*UNLV (H)	92	77 (W)	A. Williams	22/1	167	21-49	.429	3-7	.429	15-31	.484	18-21-39	1.8	16-0	5-9	1-4	60/2.7
Feb. 3	*UC Irvine (H)	72	67 (W)															
5	*CS Fullerton (H)	84	82 (W)	R. Miller	14/0	78	8-15	.533	0-0	.000	6-7	.857	1-18-19	1.4	16-0	1-6	5-1	22/1.6
10	*UC Santa Barbara (A)	62	53 (W)	M. Williams	2/0	13	0-2	.000	0-0	.000	2-2	1.000	0-1-1	0.5	1-0	0-1	0-1	2/1.0
12	*CS Long Beach (A)	66	73 (L)															
19	*Pacific (H)	62	78 (L)	T. Clayton	13/0	40	2-14	.143	0-4	.000	4-6	.667	4-2-6	0.5	8-0	5-1	1-2	8/0.6
24	*Utah State (H)	64	67 (L)															
26	*Nevada (H)	96	83 (W)	T. Gilley	6/0	12	1-5	.200	1-4	.250	0-0	.000	0-0-0	0.0	0-0	0-0	0-0	3/0.5
Mar. 3	*UNLV (A)	80	74 (W)															
5	*New Mexico State (A)	71	67 (W-OT)	B. Heidger	3/0	4	0-1	.000	0-0	.000	0-0	.000	0-0-0	0.0	0-0	0-0	0-0	0/0.0
11	**UNLV (N)	69	83 (L)															
# - Stanford Fry's Invitational				SJSU	27	5500	694-1566	.443	115-332	.346	446-645	.691	945	35.0	599-8296-377	72-146	1949/72.2	
(N+/H+) - Played at the San Jose Arena																		
* - Big West Conference contest				OPP	27	5500	659-1459	.452	131-395	.332	478-730	.655	936	34.7	565351-426	72-146	1927/71.4	
** - Big West Conference Tournament																		



# Scores & Statistics (1995-1996)



## 1994-95 (4-23)

COACH: Stan Morrison

ASSISTANTS: Stan Stewart, Brad Winslow & Keith Moss

CAPTAINS: Mike Brotherton, Darren Greene

Nov.29	Loyola Marymount (A)	59	79 (L)
Dec. 3	Stanford (A)	52	68 (L)
6	Saint Mary's (Calif.) (A)	66	77 (L)
10	Fresno State (H)	65	71 (L)
21	Boise State (A)	61	70 (L)
23	(#11) Minnesota (A)	68	115 (L)
29	#BYU (N)	61	74 (L)
30	#Alaska Anchorage (N)	70	66 (W)
Jan. 3	*Nevada (H)	56	58 (L)
5	*Utah State (H)	62	71 (L)
10	*Pacific (H)	60	71 (L)
14	*CS Long Beach (A)	44	62 (L)
16	*UC Santa Barbara (A)	51	69 (L)
19	#*CS Fullerton (H)	60	69 (L)
22	*UC Irvine (H)	74	85 (L)
26	*(#19) New Mexico St. (A)	66	75 (L)
28	*UNLV (A)	59	80 (L)
Feb. 4	*Pacific (A)	56	73 (L)
9	*UC Santa Barbara (H)	66	71 (L)
11	*CS Long Beach (H)	70	83 (L)
16	*UC Irvine (A)	49	79 (L)
18	*CS Fullerton (A)	86	77 (W)
23	*New Mexico St. (H)	91	86 (W-OT)
25	*UNLV (H)	86	75 (W)
Mar. 2	*Utah State (A)	69	89 (L)
4	*Nevada (A)	70	82 (L)
9	**UNLV (N)	66	77 (L)

# - Cable Car Classic, San Jose Arena, San Jose, Calif.

## - Game forfeited to SJSU by action of the NCAA

\* - Big West Conference contest

\*\* - Big West Conference Tournament

## 1994-95 Individual Statistics

Player	G/S	Min	FG-FGA	Pct.	3FG-3FGA	Pct.	FT-FTA	Pct.	REB	Avg.	PF-D	A-TO	Blk-S	Pts./Avg.
B. Quinet	27/27	793	108-301	.359	47-149	.315	87-109	.798	16-68-84	3.1	95-6	47-79	2-28	350/13.0
M. Brotherton	27/27	630	95-204	.466	0-1	.000	67-91	.736	44-82-126	4.7	96-8	13-45	14-10	257/9.5
D. Greene	27/27	812	85-172	.494	4-18	.222	63-100	.630	63-74-137	5.1	63-0	36-46	2-15	237/8.8
T. Addison	27/25	747	83-202	.411	43-117	.368	14-32	.438	28-57-85	3.1	69-2	54-68	4-29	223/8.3
J. Bacon	27/0	492	67-180	.372	30-79	.380	42-54	.778	29-51-80	3.0	54-1	43-56	2-11	206/7.6
M. Williams	27/17	648	41-138	.297	3-10	.300	71-92	.772	30-61-91	3.4	43-0	70-79	9-21	156/5.8
T. Wilborn	27/11	596	46-110	.418	1-2	.500	37-55	.673	43-45-88	3.3	49-1	25-33	7-18	130/4.8
R. Miller	20/0	213	23-53	.434	0-1	.000	6-13	.462	14-32-46	2.3	48-3	4-14	16-2	52/2.6
B. McKnight	18/0	146	15-27	.556	0-0	.000	9-15	.600	6-19-25	1.4	17-1	3-2	3-4	39/2.2
K. Baker	19/0	117	15-44	.341	2-4	.500	4-15	.267	7-16-23	1.2	17-0	2-10	1-3	36/1.9
R. Taylor	14/1	150	7-33	.212	1-4	.250	11-17	.647	7-12-19	1.4	23-0	3-12	1-4	26/1.9
A. De La Nuez	16/0	63	6-18	.333	1-6	.167	5-6	.833	0-8-8	0.5	9-0	4-6	0-4	18/1.1
D. Owens	3/0	4	1-1	1.000	1-1	1.000	0-0	.000	0-0-0	0.0	0-0	0-0	0-1	3/1.0
T. Clayton	3/0	14	0-5	.000	0-2	.000	0-0	.000	0-3-3	1.0	0-0	2-0	0-0	0/0.0
<b>SJSU</b>	27	5425	592-1488	.398	133-394	.338	416-599	.694	906	33.6	583-22306	456	61-150	1733/64.2
<b>OPP</b>	27	5425	703-1498	.469	152-399	.381	494-735	.672	992	36.7	537-13403	403	83-190	2052/76.0

## 1995-96 (13-17)

BIG WEST CONFERENCE TOURNAMENT CHAMPION

NCAA TOURNAMENT PARTICIPANT

COACH: Stan Morrison

ASSISTANTS: Stan Stewart, Keith Moss, Lossie Mitchel

CAPTAINS: Darren Greene, Roy Hammonds

Nov.28	Saint Mary's (H)	60	61 (L)
Dec. 1	Santa Clara (H+)	51	79 (L)
5	Fresno State (A)	68	92 (L)
8	+Ball State (N)	64	80 (L)
9	+SE Missouri State (N)	48	55 (L)
20	Portland (H)	87	79 (W)
23	Pepperdine (H)	76	80 (L)
27	Washington State (H)	74	90 (L)
Jan. 2	*CS Fullerton (A)	88	77 (W)
4	*UC Irvine (A)	70	78 (L)
8	*New Mexico State (H)	74	60 (W)
10	*UNLV (H)	66	64 (W)
13	*Nevada (A)	64	83 (L)
15	*Utah State (A)	58	60 (L-OT)
20	*Pacific (A)	60	81 (L)
25	*CS Long Beach (H)	63	76 (L)
27	*UC Santa Barbara (H)	77	80 (L)
Feb. 1	*UNLV (A)	75	84 (L)
3	*New Mexico State (A)	73	74 (L)
8	*Utah State (H)	68	65 (W)
10	*Nevada (H)	96	91 (W)
17	*Pacific (H)	79	73 (W)
22	*UC Santa Barbara (A)	69	66 (W)
24	*CS Long Beach (A)	86	105 (L)
29	*UC Irvine (H)	81	70 (W)
Mar. 3	*CS Fullerton (H)	90	80 (W)
8	#Pacific (N)	77	57 (W)
9	#UC Irvine (N)	71	67 (W)
10	#Utah State (N)	76	75 (W-OT)
14	\$(#2) Kentucky (N)	72	110 (L)

(H+) - San Jose Arena

+ - Illini/Pepsi Classic

\* - Big West Conference contest

# - Big West Tournament game

\$ - NCAA Tournament Midwest Regional 1st Round

## 1995-96 Individual Statistics

Player	G/S	Min	FG-FGA	Pct.	3FG-3FGA	Pct.	FT-FTA	Pct.	REB	Avg.	PF-D	A-TO	Blk-S	Pts./Avg.
O. Saint-Jean	25/25	698	148-332	.446	18-65	.277	117-158	.741	57-100-157	6.3	88-4	64-87	22-25	431/17.2
S. Allen	30/29	750	163-282	.578	6-15	.400	74-153	.484	63-85-148	4.9	96-4	14-74	28-20	406/13.5
R. Hammonds	30/30	904	142-304	.467	2-6	.333	58-87	.667	68-120-188	6.3	81-0	20-50	18-42	344/11.5
T. Addison	30/29	979	88-226	.389	45-143	.315	62-76	.816	24-68-92	3.1	83-1	117-86	4-46	283/9.4
M. Williams	30/19	815	55-149	.369	9-36	.250	48-75	.640	44-73-117	3.9	71-2	72-61	2-24	167/5.6
R. Taylor	30/1	534	47-110	.427	2-3	.667	59-81	.728	34-45-79	2.6	71-2	27-30	7-12	155/5.2
D. Greene	30/15	664	61-116	.526	4-19	.211	24-44	.545	39-79-118	3.9	61-0	35-49	6-12	150/5.0
T. Wilborn	7/0	123	10-20	.500	0-1	.000	8-13	.615	6-10-16	2.3	13-0	6-10	2-4	28/4.7
J. Bacon	29/1	372	39-125	.312	9-57	.158	39-55	.709	16-38-54	1.9	35-0	47-46	2-15	126/4.3
C. Clark	2/0	9	3-6	.500	0-0	.000	0-2	.000	1-1-2	1.0	6-1	0-0	0-0	6/3.0
L. Campbell-Hall	22/0	167	22-73	.301	4-29	.138	5-8	.625	2-5-7	0.3	17-0	17-30	0-6	53/2.4
B. Quinet	1/1	20	0-6	.000	0-4	.000	2-3	.667	1-1-2	2.0	1-0	2-1	0-0	2/2.0
K. Kavanagh	8/0	15	4-7	.571	0-0	.000	2-8	.250	1-4-5	0.6	4-0	1-2	1-0	10/1.3
<b>SJSU</b>	30	6050	782-1756	.445	99-378	.262	498-763	.653	1077	35.9	597-12422	531	92-208	2161/72.0
<b>OPP</b>	30	6050	827-1778	.465	173-477	.363	465-712	.653	1081	36.0	616	468-515	71-214	2292/76.4



Olivier Saint-Jean



Sam Allen



Roy Hammonds



Tito Addison



Marmet Williams



# Scores & Statistics (1997-1998)

1996-97 (13-14)

COACH: Stan Morrison

ASSISTANTS: Stan Stewart, Keith Moss,  
Bill McClintock

CAPTAINS: Tito Addison, Olivier Saint-Jean

Nov.24	Saint Mary's (A)	66	64 (W)
26	San Diego (H)	51	66 (L)
Dec. 1	Santa Clara (H+)	76	65 (W)
3	Pepperdine (A)	70	64 (W)
9	Cal Poly Pomona (H)	68	55 (W)
11	USF (H)	65	53 (W)
14	Portland (A)	92	88 (W-2OT)
22	Washington State (A)	54	95 (L)
27	+(#19) Alabama (H+)	60	59 (W-OT)
28	+Detroit Mercy (H+)	63	56 (W)
Jan. 2	*UNLV (H)	63	71 (L)
4	*Tulsa (H)	58	66 (L)
11	*Fresno State (A)	53	80 (L)
16	*Air Force (H)	62	45 (W)
23	*Wyoming (A)	59	75 (L)
25	*Colorado State (A)	76	80 (L)
30	*Hawai'i (H)	74	87 (L)
Feb. 1	*San Diego State (H)	76	72 (W)
6	*Fresno State (H)	61	66 (L)
10	*(#21) Tulsa (A)	75	91 (L)
13	*Air Force (A)	88	77 (W)
15	*UNLV (A)	73	77 (L)
20	*Colorado State (H)	64	66 (L)
22	*Wyoming (H)	67	62 (W)
27	*San Diego State (A)	65	63 (W)
Mar. 1	*Hawai'i (A)	76	83 (L)
4	**(#11) New Mexico (N)	70	103 (L)

(H+) – San Jose Arena

+ – Comerica Cable Car Classic

\* – Western Athletic Conference contest

\*\* – Western Athletic Conference Tournament game

1996-97 Individual Statistics

Player	G/S	Min	FG-FGA	Pct.	3FG-3FGA	Pct.	FT-FTA	Pct.	REB	Avg.	PF-D	A-TO	Blk-S	Pts./Avg.
O. Saint-Jean	26/26	868	225-457	.492	26-71	.366	143-196	.730	79-150-229	8.8	63-0	28-68	19-39	619/23.8
B. Quinet	27/26	770	116-290	.400	30-110	.273	72-99	.727	17-41-58	2.1	80-3	59-69	0-22	334/12.4
T. Addison	27/27	831	103-251	.410	34-115	.296	46-60	.767	40-63-103	3.8	56-2	84-65	4-50	286/10.6
M. Williams	27/10	740	50-135	.370	1-13	.077	44-69	.638	50-73-123	4.6	49-0	58-41	0-21	145/5.4
R. Taylor	26/24	679	41-110	.373	0-0	.000	27-47	.574	49-53-102	3.9	84-5	30-54	7-16	109/4.2
J. Bacon	5/0	41	8-16	.500	1-1	1.000	1-2	.500	1-4-5	1.0	4-0	1-3	0-0	18/3.6
T. Lowery	26/5	402	40-90	.444	0-6	.000	8-16	.500	26-41-67	2.6	48-2	12-0	11-10	88/3.4
L. Campbell-Hall	11/0	101	14-39	.359	5-17	.294	4-6	.667	5-5-10	0.9	15-0	8-10	0-3	37/3.4
R. Hite	26/5	431	25-73	.342	11-34	.324	14-25	.560	22-39-61	2.3	41-1	55-34	5-22	75/2.9
K. Kavanagh	20/8	219	17-39	.436	0-0	.000	18-26	.692	30-18-48	2.4	37-1	8-16	6-11	52/2.6
K. Baker	17/0	143	13-40	.325	0-2	.000	8-18	.444	8-15-23	1.4	16-0	5-7	1-3	34/2.0
G. Anstey	10/2	129	9-23	.391	0-0	.000	2-4	.500	11-11-22	2.2	15-0	0-10	8-0	20/2.0
C. Clark	14/2	116	2-13	.154	0-0	.000	4-8	.500	6-6-12	0.9	27-1	2-4	3-2	8/0.6
A. Grant	1/0	5	0-0	.000	0-0	.000	0-0	.000	0-1-1	1.0	1-0	1-0	0-0	0/0.0
<b>SJSU</b>	27	5475	663-1576	.421	108-369	.293	391-576	.679	956	35.4	536-1535	416	64-199	1825/67.6
<b>OPP</b>	27	5475	694-1480	.469	144-414	.348	397-608	.653	908	33.6	515	404-434	69-170	1929/71.4

1997-98 (3-23#)

COACH: Stan Morrison

ASSISTANTS: Stan Stewart, Gary Patterson,  
Bill McClintock

CAPTAIN: Marmet Williams

Nov.18	Pacific (H)	59	72 (L)
21	San Diego (A)	41	81 (L)
25	USF (A)	52	84 (L)
29	(#10) New Mexico (A)	57	86 (L)
Dec. 2	Santa Clara (N+)	49	65 (L)
10	#CS Sacramento (H)	60	49 (W)
18	Saint Mary's (Calif.) (H)	71	67 (W)
22	Colorado State (H)	41	58 (L)
27	Montana (H)	39	69 (L)
30	Northern Arizona (H)	64	77 (L)
Jan. 3	Loyola Marymount (A)	68	76 (L)
8	*SMU (A)	72	81 (L)
10	*TCU (A)	65	104 (L)
15	*Rice (H)	50	61 (L)
17	*Tulsa (H)	52	77 (L)
21	Colorado State (A)	52	81 (L)
29	*San Diego State (A)	75	88 (L)
31	*Hawai'i (A)	62	68 (L)
Feb. 7	*(#22) TCU (H)	84	119 (L)
9	*SMU (H)	51	77 (L)
12	*Tulsa (A)	55	68 (L)
14	*Rice (A)	59	72 (L)
18	*Fresno State (H)	81	89 (L)
21	*Fresno State (A)	70	95 (L)
26	*Hawai'i (H)	48	65 (L)
28	*San Diego State (H)	74	66 (W)

# – game forfeited by San Jose State

(N+) – San Jose Arena

\* – Western Athletic Conference contest

1997-98 Individual Statistics

Player	G/S	Min	FG-FGA	Pct.	3FG-3FGA	Pct.	FT-FTA	Pct.	REB	Avg.	PF-D	A-TO	Blk-S	Pts./Avg.
M. Quinney	26/22	901	141-371	.380	63-174	.362	65-88	.739	19-64-83	3.2	63-4	74-61	0-31	410/15.8
M. Williams	26/25	938	96-272	.353	19-65	.292	102-130	.785	66-113-179	6.9	59-2	118-92	5-22	313/12.0
R. Hite	6/6	194	22-61	.361	5-14	.357	1-1	1.000	10-12-22	3.7	13-0	18-18	0-5	50/8.3
S. Murray	26/15	618	89-201	.443	1-2	.500	33-50	.660	58-72-130	5.0	95-5	20-51	0-11	212/8.2
W. Trawick	26/22	681	79-182	.434	0-0	.000	35-66	.530	54-112-166	6.4	78-4	22-49	25-19	193/7.4
B. Kennett	26/13	604	41-113	.363	0-2	.000	29-43	.674	22-46-68	2.6	33-0	25-19	14-8	111/4.3
S. McCullough	24/11	470	40-124	.323	10-40	.250	5-11	.455	18-35-53	2.2	21-0	23-19	1-4	95/4.0
L. Campbell-Hall	11/5	152	15-60	.250	3-22	.136	3-9	.333	1-13-14	1.3	13-0	9-19	0-3	36/3.3
B. Boe	22/6	347	24-66	.364	7-25	.280	15-22	.682	10-25-35	1.6	27-0	20-32	0-8	70/3.2
M. Mertens	18/5	211	21-58	.362	0-1	.000	6-11	.545	12-24-36	2.0	31-1	5-18	4-4	48/2.7
J. Curtis	6/0	25	2-5	.400	1-1	1.000	2-4	.500	1-1-2	0.3	2-0	1-4	1-0	7/1.2
R. Cooks	12/0	59	1-15	.067	0-3	.000	4-7	.571	3-4-7	0.6	9-0	4-8	1-0	6/0.5
<b>SJSU</b>	26	5200	571-1528	.374	109-349	.312	300-442	.679	886	34.1	444-163	339-397	63-115	1551/59.7
<b>OPP</b>	26	5200	728-1586	.459	169-449	.376	370-525	.705	1046	40.2	433-5	456-354	109-170	1995/76.7



Michael Quinney



Marmet Williams



Sean Murray



Will Trawick



Brad Kennett

# Scores & Statistics (1999-2000)



## 1998-99 (12-16)

COACH: Phil Johnson

ASSISTANTS: Mike Kruszynski, Eddie Hill,  
Gary Patterson

CAPTAINS: Shawn McCullough, Will Trawick

Nov.13	Arizona State (A)	49	68 (L)
18	Santa Mary's (Calif.) (A)	56	75 (L)
22	CS Northridge (H)	89	77 (W)
24	Pacific (A)	44	52 (L)
27	Menlo College (H)	77	36 (W)
Dec. 1	Santa Clara (N+)	73	74 (L-2OT)
5	Montana (A)	79	52 (W)
9	CS Sacramento (H)	59	56 (W)
19	Eastern Washington (H)	63	47 (W)
22	Portland (H)	74	52 (W)
27	CS Fullerton (H)	84	59 (W)
30	UC Santa Barbara (A)	66	68 (L)
Jan. 2	Pepperdine (H)	46	65 (L)
7	*Fresno State (H)	91	64 (W)
13	*(#16) New Mexico (H)	81	82 (L-OT)
16	*Texas El Paso (H)	64	63 (W-OT)
21	*BYU (A)	44	75 (L)
23	*Utah (A)	54	70 (L)
28	*Hawai'i (H)	70	55 (W)
30	*San Diego State (H)	82	57 (W)
Feb. 4	*Fresno State (A)	52	57 (L)
11	*(#25) New Mexico (A)	46	82 (L)
13	*Texas El Paso (A)	64	70 (L-OT)
18	*(#12) Utah (H)	49	71 (L)
20	*BYU (H)	76	74 (W-OT)
25	*Hawai'i (A)	62	65 (L)
27	*San Diego State (A)	72	75 (L)
Mar. 2	**Rice (N)	61	64 (L)

(N+) - San Jose Arena

\* - Western Athletic Conference contest

\*\* - Western Athletic Conference Tournament game

## 1998-99 Individual Statistics

Player	G/S	Min	FG-FGA	Pct.	3FG-3FGA	Pct.	FT-FTA	Pct.	REB	Avg.	PF-D	A-TO	Blk-S	Pts./Avg.	
T. Richmond	28/21	814	117-285	.411	43-115	.374	65-101	.644	15-55	70	2.5	65-2	44-51	1-32	342/12.2
B. Sanders	20/11	513	78-164	.476	7-21	.333	62-100	.620	25-35	60	3.0	42-1	73-47	7-27	225/11.3
M. Quinney	28/26	934	96-254	.378	60-162	.370	41-66	.621	15-54	69	2.5	84-3	108-65	0-37	293/10.5
W. Trawick	28/26	829	117-229	.511	0-0	.000	59-95	.621	78-151	229	8.2	77-5	21-57	9-26	293/10.5
S. Murray	28/21	579	89-176	.506	0-2	.000	53-79	.671	39-68	107	3.8	105-8	11-43	22-20	231/8.3
C. Powell	25/21	677	58-131	.443	13-32	.406	35-57	.614	18-52	70	2.8	93-6	96-61	0-27	164/6.6
E. Griffin	27/8	440	46-102	.451	0-0	.000	27-46	.587	36-42	78	2.9	87-6	13-31	1-13	119/4.4
S. McCullough	28/4	496	29-77	.377	5-21	.238	24-33	.727	27-40	67	2.4	31-0	23-27	5-10	87/3.1
U. Preston	9/0	112	7-21	.333	4-9	.444	0-2	.000	7-7	14	1.6	5-0	1-4	1-1	18/2.0
B. Kennett	21/1	206	16-44	.364	0-2	.000	1-2	.500	13-17	30	1.4	19-0	5-8	4-3	33/1.6
K. Moummad	3/0	3	1-2	.500	0-0	.000	1-1	1.000	0-0	0	0.0	0-0	0-0	0-0	3/1.0
M. Mertens	20/1	147	8-20	.400	0-1	.000	3-6	.500	3-23	26	1.3	15-0	2-10	3-1	19/0.9
TEAM														0-16	
<b>DEADBALL REBOUNDS - SJSU - 108/57 OPP - 121/50</b>															
<b>SJSU</b>	28	5750	662-1505	.440	132-365	.362	371-588	.631	920	32.9	623-31	397-420	53-197	1827/65.2	
<b>OPP</b>	28	5750	595-1334	.446	148-401	.369	467-677	.690	860	30.7	511-9	353-475	100-175	1805/64.5	



Terrance Richmond



Ben Sanders



Michael Quinney



Will Trawick



Sean Murray

## 1999-2000 (15-15)

COACH: Steve Barnes

ASSISTANTS: Patrick Springer, Lorenzo Watkins

CAPTAIN: R.J. Powell

Nov.20	San Francisco State (H)	61	33 (W)
24	UC Santa Barbara (H)	62	41 (W)
27	Northern Arizona (A)	49	46 (W)
Dec. 1	Santa Clara (N+)	42	50 (L)
4	Portland (A)	39	47 (L)
7	California (A)	52	67 (L)
11	CS Fullerton (A)	44	68 (L)
13	Menlo College (H)	70	46 (W)
18	Saint Mary's (Calif.) (H)	54	45 (W)
21	#BYU-Hawaii (A)	75	56 (W)
22	#South Florida (N)	71	63 (W)
23	#Colorado State (N)	57	61 (L)
30	CS Northridge (A)	53	71 (L)
Jan. 3	Notre Dame (Calif.) (H)	71	64 (W)
8	Brown (H)	64	59 (W)
13	*TCU (H)	60	69 (L)
15	*SMU (H)	62	49 (W)
20	*(#15) Tulsa (A)	41	67 (L)
22	*Rice (A)	58	56 (W)
29	*Hawai'i (A)	75	84 (L-OT)
Feb. 3	*Fresno State (H)	76	82 (L-OT)
5	*UTEP (H)	47	44 (W)
10	*SMU (A)	51	62 (L)
12	*TCU (A)	73	78 (L)
17	*Rice (H)	52	48 (W-OT)
19	*(#13) Tulsa (H)	56	64 (L)
26	*Hawai'i (H)	67	50 (W)
Mar. 1	*Fresno State (A)	74	77 (L)
4	*UTEP (A)	70	61 (W)
9	**TCU (N)	71	84 (L)

# - Pearl Harbor Invitational

(N+) - Played at the San Jose Arena

\* - Western Athletic Conference contest

\*\* - Western Athletic Conference Tournament game

## 1999-2000 Individual Statistics

Player	G/S	Min	FG-FGA	Pct.	3FG-3FGA	Pct.	FT-FTA	Pct.	REB	Avg.	PF-D	A-TO	Blk-S	Pts./Avg.	
C. Powell	17/0	361	88-198	.441	12-35	.343	29-45	.644	58-52	110	0.3	25-2	5-27	0-8	217/12.8
B. Landram	30/30	989	117-295	.397	74-197	.376	74-109	.679	10-108	118	3.9	60-1	37-60	10-15	382/12.7
D. Williams	30/30	1019	148-304	.487	0-6	.000	56-94	.596	107-152	259	8.6	87-6	53-72	43-16	352/11.7
R.J. Powell	29/29	993	72-193	.373	23-70	.329	40-71	.563	11-70	81	2.8	75-3	110-71	5-41	207/7.1
K. Blunt	26/9	504	64-123	.520	0-0	.000	30-50	.600	47-66	113	4.3	68-4	14-29	12-6	158/6.1
D. Egans	28/21	580	57-172	.331	13-54	.241	24-41	.585	9-35	44	1.6	36-0	26-30	1-6	151/5.4
B. Sanders	28/10	621	45-128	.352	4-18	.222	37-72	.514	23-58	81	2.9	48-2	44-54	10-23	131/4.7
M. Garrett	6/0	105	8-33	.242	2-9	.222	8-14	.571	2-9	11	1.8	4-0	3-3	0-4	26/4.3
E. Griffin	28/21	541	47-79	.595	0-0	.000	20-45	.444	67-74	141	5.0	87-5	15-32	1-11	114/4.1
J. Poole	6/0	96	7-26	.269	0-6	.000	3-6	.500	0-6	6	1.0	10-0	7-8	1-0	17/2.8
B. Lilly	6/0	51	4-13	.308	2-9	.222	5-6	.833	0-8	8	1.3	4-0	1-3	0-1	15/2.5
L. Felder	10/0	85	6-21	.286	0-1	.000	2-7	.286	2-8	10	1.0	18-0	0-4	3-5	14/1.4
B. Collins	13/0	130	3-10	.300	1-1	1.000	6-12	.500	7-10	17	1.3	8-0	3-10	0-2	13/1.0
<b>SJSU</b>	30	6075	666-1595	.418	131-406	.323	334-572	.584	1097	36.6	531-23	318-410	87-138	1797/59.9	
<b>OPP</b>	30	6075	614-1549	.396	172-569	.302	392-576	.681	965	32.2	536-15	392-383	100-177	1792/59.7	



Cory Powell



Billy Landram



Darnell Williams



R.J. Powell



Kevin Blunt



# Scores & Statistics (2001-2002)

2000-01 (14-14)

COACH: Steve Barnes

ASSISTANTS: Patrick Springer, Richard Lucas,  
Don Funk

CAPTAINS: Billy Landram, Darnell Williams

Nov.18	CS Hayward (H)	70	64 (W-OT)
21	UC Riverside (A)	58	55 (W-OT)
26	Saint Mary's (Calif.) (A)	82	68 (W)
29	Santa Clara (H)	56	71 (L)
Dec. 2	Eastern Washington (A)	62	71 (L)
6	Warner Pacific (H)	80	41 (W)
9	Pepperdine (A)	60	62 (L)
16	Pacific (H)	62	56 (W)
20	CS Sacramento (A)	83	58 (W)
22	UC Santa Cruz (H)	58	49 (W)
30	UC Riverside (H)	51	50 (W)
Jan. 4	*SMU (A)	59	69 (L)
6	*TCU (A)	58	65 (L)
11	*Tulsa (H)	57	63 (L)
13	*UTEP (H)	67	71 (L)
20	*Hawai'i (A)	64	65 (L-OT)
25	*Tulsa (A)	60	76 (L)
27	*Rice (A)	54	44 (W)
Feb. 1	*Nevada (H)	71	47 (W)
3	*(#19) Fresno State (H)	75	86 (L)
8	*(#23) Fresno State (A)	57	82 (L)
11	*Nevada (A)	67	64 (W)
15	*Rice (H)	57	53 (W)
18	*SMU (H)	81	51 (W)
22	*UTEP (A)	52	72 (L)
24	*TCU (H)	91	90 (W-OT)
Mar. 1	*Hawai'i (H)	61	71 (L)
8	#Tulsa (A)	53	64 (L)

2000-01 Individual Statistics

Player	G/S	Min	FG-FGA	Pct.	3FG-3FGA	Pct.	FT-FTA	Pct.	REB	Avg.	PF-D	A-TO	Blk-S	Pts./Avg.
C. Powell	28/18	790	165-331	.498	16-54	.296	34-50	.680	74-125-199	7.1	53-2	34-57	12-31	380/13.6
D. Williams	28/26	922	140-258	.543	1-2	.500	70-91	.769	72-132-204	7.3	91-7	64-66	32-22	351/12.5
M. Garrett	25/24	831	103-260	.396	44-107	.411	55-65	.846	9-61-70	2.8	53-2	50-58	8-22	305/12.2
B. Landram	28/28	906	74-214	.346	32-118	.271	71-90	.789	11-73-84	3.0	64-2	53-61	9-13	251/9.0
M. Thurmond	28/2	522	56-112	.500	0-0	.000	44-56	.786	55-54-109	3.9	75-3	15-29	13-14	156/5.6
T. Knight	7/0	106	9-13	.692	0-0	.000	17-32	.531	7-16-23	3.3	16-0	2-3	1-2	25/5.0
C. Funderburk	11/4	232	20-49	.408	0-2	.000	14-23	.609	4-18-22	2.0	24-0	15-21	1-9	54/4.9
S. Sonnenberg	28/9	470	46-111	.414	20-52	.385	21-27	.778	2-21-23	0.8	36-0	49-47	1-3	133/4.8
A. Valentine	13/3	246	20-54	.370	4-20	.200	14-31	.452	3-23-26	2.0	21-0	8-17	0-9	58/4.5
D. Granucci	28/25	582	26-59	.441	0-0	.000	17-27	.630	36-86-122	4.4	86-5	27-31	11-8	69/2.5
B. Okunrinboye	14/1	93	4-10	.400	3-7	.429	3-6	.500	0-8-8	0.6	4-0	15-13	0-1	14/1.0
<b>SJSU</b>	28	5700	663-1471	.451	120-362	.331	360-498	.723	3310-670-98035	0.524	21-332-410	88-134	1806/64.5	
<b>OPP</b>	28	5700	609-1467	.415	158-510	.310	402-578	.696	261-550-81129	0.476	8-360-343	88-63	1778/63.5	



Cory Powell



Darnell Williams



Mike Garrett



Billy Landram



Marion Thurmond

\* - Western Athletic Conference contest

# - Western Athletic Conference Tournament game

2001-02 (10-22)

COACH: Steve Barnes

ASSISTANTS: Patrick Springer, Tyson Aye,  
Don Funk

CAPTAINS: David Granucci, Marion Thurmond

Nov.14	+Fairleigh Dickinson (N)	65	57 (W)
15	+North Carolina State (A)	56	78 (L)
16	+Northwestern (A)	51	59 (L)
21	CS Sacramento (H)	62	60 (W)
27	Santa Clara (A)	63	65 (L)
30	++Nebraska Omaha (N)	59	65 (L)
Dec. 1	++Iowa State (A)	64	62 (W)
5	Saint Mary's (H)	51	59 (L)
8	Pacific (A)	59	74 (L)
18	Notre Dame de Namur (H)	78	65 (W)
20	Vanguard (H)	70	72 (L)
22	Mount Saint Mary's (H)	91	72 (W)
27	*Nevada (H)	85	91 (L-OT)
29	*Fresno State (H)	68	80 (L)
Jan. 3	*Boise State (A)	52	61 (L)
5	*UTEP (A)	65	66 (L)
10	*SMU (H)	66	68 (L)
12	*Louisiana Tech (H)	61	78 (L)
19	*Hawai'i (H)	57	53 (W)
24	*Tulsa (A)	54	78 (L)
26	*Rice (A)	58	70 (L)
31	*UTEP (H)	67	62 (W)
Feb. 2	*Boise State (H)	62	51 (W)
7	*Louisiana Tech (A)	53	77 (L)
9	*SMU (A)	55	84 (L)
16	*Hawai'i (A)	46	71 (L)
21	*Rice (H)	46	62 (L)
23	*Tulsa (H)	72	82 (L)
28	*Fresno State (A)	60	72 (L)
Mar. 2	*Nevada (A)	76	72 (W)
5	#Rice (N)	58	57 (W)
7	#Hawai'i (N)	56	71 (L)

2001-02 Individual Statistics

Player	G/S	Min	FG-FGA	Pct.	3FG-3FGA	Pct.	FT-FTA	Pct.	REB	Avg.	PF-D	A-TO	Blk-S	Pts./Avg.
B. Hawkins	23/22	808	108-237	.456	10-29	.345	142-180	.789	23-65-88	3.8	62-0	99-77	3-19	368/16.0
M. Thurmond	32/30	937	149-311	.479	0-0	.000	72-109	.661	93-145-238	7.4	88-2	26-65	31-28	370/11.6
P. Calvert	32/16	732	103-266	.387	56-138	.406	51-73	.699	42-65-107	3.3	77-4	31-41	3-15	313/9.8
M. Alvarez	32/11	710	80-233	.343	58-175	.331	21-35	.600	8-53-61	1.9	41-0	36-31	1-21	239/7.5
G. Black	32/23	690	78-226	.345	35-125	.280	22-30	.733	15-78-93	2.9	54-0	26-42	7-18	213/6.7
A. Valentine	29/12	566	61-149	.409	8-35	.229	44-74	.595	51-82-133	4.6	54-0	19-46	4-11	174/6.0
D. Granucci	32/32	926	56-102	.549	0-0	.000	32-69	.464	64-81-145	4.5	100-6	49-52	16-18	144/4.5
R. Davis	31/5	456	24-79	.304	10-34	.294	9-21	.429	3-27-30	1.0	38-0	43-38	0-4	67/2.2
J. Jenkins	30/1	274	22-53	.415	0-1	.000	9-20	.450	18-28-46	1.5	36-0	17-14	2-6	53/1.8
B. Okunrinboye	21/8	188	8-23	.348	5-16	.312	7-12	.583	2-20-22	1.0	15-0	14-14	0-4	28/1.3
E. Washington	8/0	99	4-20	.200	0-4	.000	2-2	1.000	8-5-13	1.6	15-1	3-9	0-2	10/1.2
K. Guilbeaux	6/0	18	2-3	.667	1-1	1.000	2-2	1.000	1-1-2	0.3	1-0	0-6	0-0	7/1.2
S. Sonnenberg	3/0	21	0-4	.000	0-3	.000	0-0	.000	0-1-1	0.3	1-0	2-3	0-0	0/0.0
<b>TEAM</b>												0-5		
<b>SJSU</b>	32	6425	695-1706	.407	183-561	.326	413-627	.659	1062	33.2	582-13365-443	67-146	1986/62.1	
<b>OPP</b>	32	6425	767-1654	.464	199-520	.383	461-664	.694	1015	31.7	563	435-400	88-192	2194/68.6

DEADBALL REBOUNDS - SJSU - 117 OPP - 121



Brandon Hawkins



Marion Thurmond



Phil Calvert



Moises Alvarez



Gary Black

+ - BCA Tournament (Raleigh, N.C.)

++ - Cyclone Challenge (Ames, Iowa)

\* - Western Athletic Conference contest

# - Western Athletic Conference Tournament game

# Scores & Statistics (2003-2004)



2002-03 (7-21)				2002-03 Individual Statistics														
COACH: Phil Johnson				Player	G/S	Min	FG-FGA	Pct.	3FG-3FGA	Pct.	FT-FTA	Pct.	REB	Avg.	PF-D	A-TO	Blk-S	Pts./Avg.
ASSISTANTS: Dennis Cutts, Eric Matthews, Donald Williams				O. Baker	7/4	153	44-94	.448	0-1	.000	27-49	.551	16-28-44	6.3	9-0	6-13	5-6	115/16.4
Nov.23	Washington State (A)	68	76 (L)	B. Hawkins	27/25	880	121-273	.443	15-52	.288	95-124	.766	40-78-118	4.4	72-2	76-65	1-20	352/13.0
26	Menlo College (H)	98	73 (W)	A. Lawrence	23/13	566	101-232	.435	8-27	.296	49-68	.721	66-77-143	6.2	80-6	30-51	8-45	259/11.3
30	Santa Clara (A)	71	69 (W)	K. West	26/19	688	93-233	.417	7-26	.269	55-83	.663	41-45-86	3.3	68-3	51-61	6-22	248/9.5
Dec. 4	Saint Mary's (Calif.) (A)	62	94 (L)	G. Everage	27/19	607	74-163	.454	0-0	.000	37-77	.481	61-72-133	4.9	42-0	12-28	1-19	185/6.9
7	CS Monterey Bay (H)	70	52 (W)	M. Alvarez	19/4	322	42-82	.512	23-52	.442	12-21	.571	8-19-27	1.4	31-0	17-17	0-15	119/6.3
10	CS Sacramento (A)	70	72 (L)	E. Walton	27/13	455	64-137	.467	0-6	.000	23-43	.535	36-55-91	3.4	69-2	8-26	6-13	151/5.6
14	CS Northridge (A)	67	92 (L)	K. Guilbeaux	20/6	317	40-90	.444	2-6	.333	4-15	.267	13-19-32	1.6	31-0	18-15	0-12	86/4.3
21	Pacific (H)	61	70 (L)	B. Lilly	24/5	327	35-97	.361	25-72	.347	5-6	.833	13-26-39	1.6	33-1	11-12	0-5	100/4.2
28	Brown (H)	75	86 (L)	S. Sonnenberg	25/15	483	30-113	.265	12-49	.245	10-15	.667	4-20-24	1.0	53-3	46-35	0-8	82/3.3
Jan. 2	*Boise State (A)	56	58 (L)	M. Moore	23/9	382	23-59	.390	12-27	.444	6-13	.462	9-16-25	1.1	62-2	63-36	1-20	64/2.8
4	*UTEP (A)	68	80 (L)	G. Smith	5/2	49	6-15	.400	1-2	.500	0-0	.000	3-6-9	1.8	5-0	2-3	0-2	13/2.6
9	*Louisiana Tech (H)	67	80 (L)	B. Okunrinboye	25/4	323	17-41	.415	8-27	.296	5-11	.455	6-17-23	0.9	20-0	23-19	0-11	47/1.9
11	*SMU (H)	72	79 (L)	J. Calderon	12/2	103	4-14	.286	3-7	.429	3-5	.600	2-7-9	0.8	16-0	10-11	0-1	14/1.2
18	*Hawai'i (H)	79	67 (W)	A. Lauder	8/0	45	2-5	.400	0-0	.000	2-6	.333	1-5-6	0.8	3-0	0-0	0-1	6/0.8
23	*Nevada (A)	59	86 (L)	<b>TEAM</b>									88					
25	*Fresno State (A)	48	59 (L)	<b>SJSU</b>	28	5700	696-1638	.425	116-354	.328	333-536	.621	894	31.9	594-19	373	28/200	1841/65.8
30	*Tulsa (H)	58	57 (W)	<b>OPP</b>	28	5700	689-1413	.488	194-473	.410	461-643	.717	961	34.3	534	421	123-165	2033/72.6
Feb. 1	*Rice (H)	66	71 (L-OT)	<b>DEADBALL REBOUNDS - SJSU - 100</b>														
6	*SMU (A)	69	82 (L)	<b>OPP - 96</b>														
8	*Louisiana Tech (A)	60	65 (L)															
15	*Hawai'i (A)	55	54 (W)															
19	*Fresno State (H)	70	74 (L-2OT)															
22	*Nevada (H)	66	74 (L)															
27	*Rice (A)	52	65 (L)															
Mar. 1	*Tulsa (A)	53	74 (L)															
6	*UTEP (H)	74	73 (W-OT)															
8	*Boise State (H)	47	65 (L)															
11	#UTEP (N)	80	86 (L)															

\* - Western Athletic Conference contest  
# - Western Athletic Conference Tournament game

2003-04 (6-23)				2003-04 Individual Statistics														
COACH: Phil Johnson				Player	G/S	Min	FG-FGA	Pct.	3FG-3FGA	Pct.	FT-FTA	Pct.	REB	Avg.	PF	A-TO	Blk-S	Pts./Avg.
ASSISTANTS: Dennis Cutts, Eric Matthews, Donald Williams				E. Walton	28/24	718	131-255	.514	0-4	.000	69-87	.793	56-126-182	6.5	90-5	16-42	9-21	331/11.8
Nov.21	Pacific (A)	65	76 (L)	M. Chandler	28/12	556	107-200	.535	23-45	.511	36-51	.706	33-83-116	4.1	71-4	16-37	9-9	273/9.8
25	UC Santa Cruz (H)	87	41 (W)	B. Lilly	29/23	711	85-218	.390	65-139	.409	38-52	.731	3-48-51	1.8	58-0	25-26	1-7	273/9.4
29	Cal Poly (A)	62	70 (L)	D. Brown	25/16	568	66-170	.388	0-2	.000	55-95	.579	51-48-99	4.0	75-4	27-55	10-38	187/7.5
Dec. 3	Santa Clara (H)	64	66 (L)	M. McFadden	26/11	615	66-177	.373	28-81	.346	22-29	.759	8-47-55	2.1	31-1	45-43	4-17	182/7.0
6	CS Northridge (H)	55	49 (W)	A. Watson	5/0	68	15-28	.536	0-0	.000	2-15	.133	8-6-14	2.8	8-0	0-7	2-0	32/6.4
13	CS Sacramento (H)	85	77 (W-OT)	P. Calvert	25/8	549	57-142	.401	15-47	.319	21-37	.568	18-30-48	1.9	71-6	30-28	8-15	150/6.0
19	+Northern Illinois (N)	53	41 (W)	B. Okunrinboye	29/24	784	40-113	.354	21-62	.339	33-40	.825	15-77-92	3.2	59-3	82-46	0-22	134/4.6
20	+Baylor (N)	79	64 (W)	G. Everage	4/0	52	6-15	.400	0-0	.000	5-7	.714	3-8-11	2.8	3-0	2-3	1-1	17/4.3
22	+BYU-Hawai'i (A)	75	85 (L)	K. Guilbeaux	29/20	758	49-128	.383	0-1	.000	16-33	.485	21-53-74	2.6	60-1	58-37	0-19	114/3.9
30	Harvard (H)	53	56 (L)	K. Wilson	15/1	192	18-40	.450	12-28	.429	3-5	.600	4-12-16	1.1	8-0	22-18	0-6	51/3.4
Jan. 3	*Nevada (H)	45	74 (L)	M. Moore	19/6	232	10-37	.270	6-24	.250	2-7	.286	3-6-9	0.5	34-0	37-17	0-12	28/1.5
5	*Fresno State (H)	55	61 (L)	L. Holloway	10/0	71	2-4	.500	0-0	.000	3-4	.750	4-5-9	0.9	8-0	1-8	3-2	7/0.7
10	*Hawai'i (H)	76	83 (L)	R. Miller	1/0	1	0-0	.000	0-0	.000	0-0	.000	0-0-0	0.0	0-0	0	0-0	0/0.0
15	*Louisiana Tech (A)	62	73 (L)	<b>TEAM</b>									80					
17	*SMU (A)	58	73 (L)	<b>SJSU</b>	29	5875	652-1527	.427	170-453	.375	305-462	.660	856	29.5	577-24361-386	47-169	1779/61.3	
22	*Boise State (H)	54	70 (L)	<b>OPP</b>	29	5875	632-1435	.440	195-520	.375	498-685	.727	942	32.5	486-10377-412	96-176	1957/67.5	
29	*Tulsa (A)	70	86 (L)	<b>DEADBALL REBOUNDS - SJSU - 111</b>														
31	*Rice (A)	49	82 (L)	<b>OPP - 114</b>														
Feb. 7	*Hawai'i (A)	55	56 (L)															
12	*SMU (H)	55	62 (L)															
14	*Louisiana Tech (H)	56	53 (W-OT)															
19	*UTEP (A)	52	65 (L)															
21	*Boise State (A)	51	72 (L)															
27	*Rice (H)	55	61 (L)															
29	*Tulsa (H)	64	65 (L)															
Mar. 4	*Fresno State (A)	76	81 (L)															
6	*Nevada (A)	45	74 (L)															
9	#Louisiana Tech (N)	51	57 (L)															

+ - Surf 'N Slam Tournament (Laie, Hawaii)  
\* - Western Athletic Conference contest  
# - Western Athletic Conference Tournament game



# Scores & Statistics (2005-2006)

2004-05 (6-23)

COACH: Phil Johnson

ASSISTANTS: Dennis Cutts, Kevin Brown,  
Ben Sanders

Nov.20	Pacific (H)	52	70	(L)
24	Montana State (H)	65	64	(W)
27	San Diego (A)	71	70	(W)
Dec. 1	Santa Clara (A)	60	73	(L)
4	Cal Poly (H)	69	50	(W)
7	San Diego (H)	60	74	(L)
11	Georgetown (A)	40	58	(L)
17	UC Irvine (H)	55	76	(L)
21	Montana State (A)	59	72	(L)
30	*Nevada (A)	55	70	(L)
Jan. 2	*Fresno State (A)	56	63	(L)
8	*Hawai'i (A)	45	71	(L)
13	*Louisiana Tech (H)	88	87	(W)
15	*SMU (H)	69	77	(L)
20	*Boise State (A)	62	72	(L)
22	*UTEP (A)	65	69	(L)
27	*Tulsa (H)	76	69	(W)
29	*Rice (H)	90	85	(W)
Feb. 5	*Hawai'i (H)	73	84	(L)
10	*SMU (A)	46	66	(L)
12	*Louisiana Tech (A)	55	72	(L)
16	*UTEP (H)	62	70	(L)
19	Drake (A)	57	73	(L)
21	*Boise State (H)	69	72	(L)
25	*Rice (A)	50	56	(L)
29	*Tulsa (A)	48	80	(L)
Mar. 3	*Fresno State (H)	55	74	(L)
5	*(#25) Nevada (H)	69	73	(L)
8	#Hawai'i (N)	48	72	(L)

\* - Western Athletic Conference contest

# - Western Athletic Conference Tournament game

2004-05 Individual Statistics

Player	G/S	Min	FG-FGA	Pct.	3FG-3FGA	Pct.	FT-FTA	Pct.	REB	Avg.	PF-D	A-TO	Blk-S	Pts./Avg.
M. Chandler	29/281	1014	221-469	.471	36-104	.346	91-118	.771	61-187-248	8.6	96-2	31-90	17-17	569/19.6
A. Elam	29/29	980	104-275	.378	49-122	.402	27-37	.730	29-56-85	2.9	76-4	90-74	3-21	284/9.8
E. Bloom	21/16	535	54-144	.375	35-89	.393	19-22	.864	4-32-36	1.7	32-0	26-21	1-10	162/7.7
M. McFadden	29/19	803	78-232	.336	21-88	.239	32-38	.842	11-69-80	2.8	52-3	66-58	9-26	209/7.2
M. Misko	28/27	714	64-143	.448	0-0	.000	45-62	.726	61-77-138	4.9	93-6	10-39	7-18	173/6.2
D. Watson	27/16	636	48-141	.340	27-83	.325	34-46	.739	6-57-63	2.3	37-0	75-30	1-17	157/5.8
K. Guilbeaux	24/6	525	49-109	.450	2-5	.400	12-25	.480	34-43-77	3.2	48-0	30-27	5-17	112/4.7
C. White	16/2	176	13-39	.333	6-21	.286	5-10	.500	1-13-14	0.9	12-0	10-16	0-6	37/2.3
M. Fresby	13/0	136	11-30	.367	0-1	.000	4-7	.571	7-22-29	2.2	20-2	2-2	1-1	26/2.0
T. Gardner	17/2	193	8-31	.258	4-18	.222	9-13	.692	1-9-10	0.6	9-0	18-20	0-2	29/1.7
J. Udeoji	14/0	82	5-10	.500	0-0	.000	1-6	.167	12-5-17	1.2	12-0	1-1	0-3	11/0.8
N. Garbutt	3/0	6	0-0	.000	0-0	.000	0-0	.000	0-0-0	0.0	1-0	0-1	0-0	0/0.0
Team									86			0-7		
<b>SJSU</b>	29	5800	655-1623	.404	180-531	.339	279-384	.727	883	30.4	488-17359	386	44-138	1769/61.0
<b>OPP</b>	29	5800	745-1631	.457	193-565	.342	379-517	.733	1058	36.5	427-5	454-372	81-186	2062/71.1
<b>DEADBALL REBOUNDS</b>					SJSU - 59-18-77		OPP -64-15-79							



Marquin Chandler



Alex Elam



Eric Bloom



Michael McFadden



Maik Mertens

2005-06 (6-25)

COACH: George Nessiman

ASSISTANTS: Derrick Allen, Brent Davis,  
Donald Williams

Nov.10	+Texas Tech (A)	54	88	(L)
11	+Portland (N)	82	53	(W)
20	Cal Poly (A)	72	57	(W)
23	San Diego (H)	79	68	(W)
29	Santa Clara (H)	46	47	(L)
30	California (A)	52	70	(L)
Dec. 3	UC Irvine (A)	58	68	(L)
7	Pacific (A)	63	81	(L)
10	CS Long Beach (A)	69	56	(W)
17	Drake (H)	64	82	(L)
21	CS Fullerton (H)	59	67	(L)
29	++Northern Illinois (N)	78	80	(L)
30	++Montana State (A)	71	75	(L)
Jan. 5	*Utah State (H)	56	67	(L)
7	*Nevada (H)	56	63	(L)
19	*Boise State (A)	65	68	(L)
21	*Idaho (A)	57	53	(W)
26	*Louisiana Tech (H)	55	75	(L)
28	*New Mexico State (H)	75	81	(L-OT)
Feb. 1	*Boise State (H)	75	77	(L)
4	*Hawai'i (A)	68	83	(L)
9	*Idaho (H)	72	61	(W)
11	*Fresno State (A)	66	79	(L)
15	*Louisiana Tech (A)	63	74	(L)
18	UC Santa Barbara (H)	72	76	(L)
20	*New Mexico State (A)	61	66	(L)
23	*Fresno State (H)	80	87	(L)
25	*Hawai'i (H)	60	61	(L)
Mar. 2	*(#24) Nevada (A)	60	83	(L)
4	*Utah State (A)	58	61	(L)
9	#Utah State (N)	69	76	(L)

+ - 2K Sports College Hoops

Coaches vs. Cancer Classic

++ - Holiday Station Stores Classic

\* - Western Athletic Conference contest

# - Western Athletic Conference Tournament game

2005-06 Individual Statistics

Player	G/S	Min	FG-FGA	Pct.	3FG-3FGA	Pct.	FT-FTA	Pct.	REB	Avg.	PF-D	A-TO	Blk-S	Pts./Avg.
D. Brown	26/26	693	123-285	.432	3-13	.231	113-156	.724	51-100-151	5.8	87-3	37-67	20-31	362/13.9
A. Elam	30/30	908	143-350	.409	47-135	.348	50-67	.746	28-78-106	3.5	75-3	49-71	9-23	383/12.8
C. Spencer	31/30	952	122-296	.412	28-92	.304	33-51	.647	27-88-115	3.7	57-0	93-78	5-35	305/9.8
M. Misko	31/14	613	77-176	.438	0-2	.000	48-65	.738	37-62-99	3.2	61-3	11-29	6-6	202/6.5
M. Barbary	31/18	511	87-164	.530	0-1	.000	19-47	.404	62-80-142	4.6	76-5	4-38	38-14	193/6.2
T. Gardner	31/13	639	43-129	.333	11-57	.193	36-48	.750	8-45-53	1.7	29-0	52-35	0-17	133/4.3
J. Richardson	30/11	543	44-118	.373	24-68	.353	8-10	.800	10-35-45	1.5	34-1	65-39	0-16	120/4.0
K. Fleming	31/4	402	38-110	.345	2-9	.222	33-48	.688	31-58-89	2.9	33-1	16-22	3-14	111/3.6
J. Cozad	31/7	441	39-101	.386	8-24	.333	20-48	.417	31-53-84	2.7	53-0	32-19	2-12	106/3.4
D. Thomas	31/2	298	29-82	.354	0-1	.000	7-20	.350	30-39-69	2.2	22-0	6-11	0-5	65/2.1
N. Kovacevich	5/0	13	1-4	.250	1-1	1.000	3-4	.750	1-2-3	0.6	0-0	1-1	0-0	6/1.2
L. Holloway	15/0	100	6-13	.462	0-0	.000	3-6	.500	11-17-28	1.9	11-0	1-3	11-0	15/1.3
K. Smith	20/0	66	3-14	.214	1-5	.200	4-4	1.000	3-9-12	0.6	12-0	2-1	1-1	11/0.6
J. Smith	16/0	45	1-7	.143	0-1	.000	1-2	.500	1-1-2	0.1	5-0	1-7	0-1	3/0.2
N. Garbutt	1/0	1	0-0	.000	0-0	.000	0-0	.000	0-0-0	0.0	0-0	0-0	0-0	0/0.0
Team									54-53-107			0-8		
<b>SJSU</b>	31	6225	756-1849	.409	125-409	.306	378-576	.656	1105	35.6	555-16370	429	95-175	2015/65.0
<b>OPP</b>	31	6225	783-1770	.442	182-534	.341	435-588	.740	1121	36.2	553-13446	452	121-177	2183/70.4
<b>DEADBALL REBOUNDS</b>					SJSU - 93-15-108		OPP -70-27-97							

# Scores & Statistics (2007-2008)



2006-07 (5-25)

2006-07 Individual Statistics

COACH: George Nessiman

ASSISTANTS: Derrick Allen, Brent Davis,  
Donald Williams, Gary Stepan

				Player	G/S	Min	FG-FGA	Pct.	3FG-3FGA	Pct.	FT-FTA	Pct.	REB	Avg.	PF-D	A-TO	Blk-S	Pts./Avg.	
				C. Spencer	20/20	718	103-264	.390	30-84	.357	50-71	.704	13-70-83	4.2	57-4	69-56	3-40	286/14.3	
Nov.10	UC Santa Barbara (A)	67	75	(L)	M. Barbary	30/22	826	158-297	.532	0-0	.000	51-112	.455	72-122-194	6.5	88-4	17-65	49-13	367/12.2
14	+Stanford (A)	52	73	(L)	J. Hill	30/30	978	98-298	.329	33-120	.275	63-86	.733	38-73-111	3.7	51-1	79-67	0-36	292/9.7
15	+CS Long Beach (N)	67	86	(L)	T. Pierce	27/10	490	70-204	.343	40-127	.315	43-59	.729	26-64-90	3.3	47-1	20-48	3-8	223/8.3
21	Arizona State (A)	52	64	(L)	H. Brown	9/4	168	20-53	.377	1-3	.333	15-22	.682	14-32-46	5.1	15-0	5-16	1-0	56/6.2
27	Santa Clara (A)	53	71	(L)	J. Richardson	30/4	579	59-165	.358	28-93	.301	17-31	.548	23-52-75	2.5	45-2	53-41	2-21	163/5.4
30	Saint Mary's (Calif.) (A)	60	78	(L)	D. Thomas	23/7	318	43-94	.457	0-1	.000	15-24	.625	29-45-74	3.2	29-0	11-16	1-8	101/4.4
Dec. 3	Cal Poly (H)	80	63	(W)	D. Goins	30/6	371	44-117	.376	13-52	.250	4-7	.571	11-28-39	1.3	24-0	19-32	9-12	105/3.5
6	Brigham Young (A)	69	81	(L)	L. Holloway	30/23	722	36-82	.439	0-1	.000	21-34	.618	49-80-129	4.3	69-1	18-30	25-17	93/3.1
10	Portland State (H)	63	72	(L)	K. Buggs	29/20	472	30-101	.297	18-53	.340	10-19	.526	10-40-50	1.7	56-1	46-39	0-13	88/3.0
17	CS Long Beach (H)	67	76	(L)	K. Wooldridge	16/4	150	11-38	.289	0-2	.000	12-21	.571	13-31-44	2.8	18-0	7-9	1-1	34/2.1
23	CS Fullerton (A)	77	104	(L)	J. Smith	26/0	170	13-32	.406	1-2	.500	16-33	.485	18-15-33	1.3	23-1	7-13	3-4	43/1.7
31	(#5) Duke (A)	51	70	(L)	D. Lee	4/0	15	1-1	1.000	1-1	1.000	1-2	.500	0-1-1	0.3	1-0	0-1	0-1	4/1.0
Jan. 4	*Louisiana Tech (A)	56	92	(L)	J. Wilson	8/0	21	1-3	.333	1-2	.500	0-2	.000	1-3-4	0.5	2-0	0-1	0-2	3/0.4
6	*New Mexico State (A)	68	74	(L)	Garbutt	3/0	2	0-1	.000	0-0	.000	0-2	.000	0-0-0	0.0	0-0	0-0	0-0	0/0.0
11	*(#19) Nevada (H)	63	72	(L)	Team								57-49-106		1	0-7			
13	*Fresno State (H)	64	61	(W)	SJSU	30	6000	687-1750	.393	166-541	.307	318-525	.606	1079	36.0	526-15351-441	88-176	1858/61.9	
20	*Utah State (H)	56	57	(L)	OPP	30	6000	785-1765	.445	213-626	.340	359-527	.681	1157	38.6	511-7485-415	134-206	2142/71.4	
22	*Fresno State (A)	64	67	(L)															
25	*Hawai'i (A)	52	72	(L)															
27	*New Mexico State (H)	78	85	(L)															
Feb. 1	*Idaho (A)	68	65	(W)															
3	*Utah State (A)	57	66	(L)															
8	*Louisiana Tech (H)	53	50	(W)															
10	*Boise State (H)	64	65	(L)															
14	*(#11) Nevada (A)	60	68	(L)															
17	Northern Arizona (A)	67	78	(L)															
22	*Boise State (A)	64	83	(L)															
24	*Hawai'i (H)	55	67	(L)															
Mar. 3	*Idaho (H)	62	57	(W)															
6	#Idaho (N)	49	50	(L)															

+ - CBE Classic

\* - Western Athletic Conference contest

# - Western Athletic Conference Tournament game

DEADBALL REBOUNDS

SJSU - 86-17-103

OPP - 58-22-80

2007-08 (13-19)

2007-08 Individual Statistics

COACH: George Nessiman

ASSISTANTS: Brent Davis, Tim Marrion  
Donald Williams

				Player	G/S	Min	FG-FGA	Pct.	3FG-3FGA	Pct.	FT-FTA	Pct.	REB	Avg.	PF-D	A-TO	Blk-S	Pts./Avg.	
				C. Webster	32/32	909	146-289	.505	0-2	.000	71-114	.623	69-150-219	6.8	111-4	68-56	19-17	363/11.3	
Nov.15	+Middle Tennessee (A)	78	77	(W)	T. Pierce	32/32	819	118-323	.365	69-202	.342	53-76	.697	25-93-118	3.7	60-1	20-45	7-24	358/11.2
16	+Appalachian State (N)	64	62	(W)	J. Graham	26/25	831	91-197	.462	15-35	.429	80-111	.721	14-49-63	2.4	55-1	76-117	11-40	277/10.7
17	+Lipscomb (N)	72	79	(L)	C. Oakes	25/25	651	104-199	.523	0-0	.000	49-75	.653	80-101-181	7.2	78-3	20-39	27-6	257/10.3
30	Cal State Bakersfield (A)	78	63	(W)	D. Wright	32/24	903	133-278	.478	7-20	.350	51-72	.708	61-97-158	4.9	81-3	44-75	4-46	324/10.1
Dec. 5	San Diego (A)	40	60	(L)	J. Hill	32/15	796	67-188	.356	15-54	.278	65-92	.707	22-62-84	2.6	36-1	68-55	0-24	214/6.7
8	Santa Clara (H)	63	73	(L)	D. Thomas	32/2	396	45-102	.441	0-1	.000	37-55	.673	33-62-95	3.0	37-0	15-20	0-9	127/4.0
15	Northern Arizona (N)	57	62	(L)	M. Peterson	27/0	416	28-94	.298	21-69	.304	18-24	.750	9-27-36	1.3	19-0	32-16	0-8	95/3.5
19	Michigan State (A)	45	85	(L)	O. Caballero	27/5	225	21-52	.404	0-0	.000	16-26	.615	19-18-37	1.4	41-1	19-33	0-4	58/2.1
22	Presbyterian (H)	68	64	(W)	L. Holloway	32/0	315	12-30	.400	0-0	.000	9-14	.643	31-30-61	1.9	32-0	6-10	19-3	33/1.0
28	Portland State (A)	76	73	(W-OT)	K. Fleming	20/0	78	5-24	.208	1-4	.250	6-14	.429	4-10-14	0.7	13-0	2-7	1-2	17/0.9
30	South Dakota State (H)	77	71	(W-OT)	D. Goins	19/0	78	5-25	.200	1-14	.071	0-1	.000	1-1-2	0.1	2-0	4-10	0-2	11/0.6
Jan. 2	*Boise State (A)	63	78	(L)	J. Udeoji	8/0	25	1-3	.333	1-1	1.000	0-3	.000	3-0-3	0.4	3-0	1-4	0-0	3/0.4
5	*Hawai'i (H)	79	85	(L)	L. Olivier	1/0	4	0-2	.000	0-1	.000	0-0	.000	0-0-0	0.0	0-0	0-0	0-1	0/0.0
7	Santa Clara (A)	62	59	(W)	K. McDowell	1/0	3	0-1	.000	0-1	.000	0-0	.000	0-0-0	0.0	0-0	0-0	0-0	0/0.0
10	*Nevada (H)	62	60	(W)	J. Wilson	1/0	1	0-0	.000	0-0	.000	0-0	.000	0-0-0	0.0	1-0	0-0	0-0	0/0.0
14	*Hawai'i (A)	64	65	(L)	Team								51-53-104		1	0-2			
17	*Fresno State (H)	69	65	(W)	SJSU	32	6450	776-1807	.429	130-404	.322	455-677	.672	1175	36.7	569-14375-489	88-186	2137/66.8	
24	*Idaho (A)	63	74	(L)	OPP	32	6450	850-1867	.455	223-612	.364	385-586	.657	1036	32.4	578-9495-399	97-223	2308/72.1	
26	*Fresno State (A)	58	75	(L)															
29	Cal State Bakersfield (H)	71	56	(W)															
Feb. 2	*New Mexico State (H)	81	83	(L)															
7	*Nevada (A)	46	84	(L)															
9	*Utah State (A)	73	78	(L)															
10	*Boise State (H)	64	65	(L)															
16	*Louisiana Tech (H)	71	61	(W)															
18	*Utah State (H)	70	67	(W)															
23	Pacific (A)	75	84	(L)															
28	*Boise State (H)	68	74	(L)															
Mar. 1	*Idaho (H)	67	69	(L)															
6	*New Mexico State (A)	65	86	(L)															
8	*Louisiana Tech (A)	83	87	(L)															
11	#Louisiana Tech (N)	64	62	(W)															
13	#Utah State (N)	65	85	(L)															

+ - First Shot Exempt Tournament

\* - Western Athletic Conference contest

# - Western Athletic Conference Tournament game



# Scores & Statistics (2009-2010)

2008-09 (13-17)			2008-09 Individual Statistics														
COACH: George Nessiman			Player	G/S	Min	FG-FGA	Pct.	3FG-3FGA	Pct.	FT-FTA	Pct.	REB	Avg.	PF-D	A-TO	Blk-S	Pts./Avg.
ASSISTANTS: Brent Davis, Gary Stepan			A. Oliver	18/18	572	109-252	.433	17-65	.262	73-97	.753	10-31-41	2.3	42-1	39-66	9-13	308/17.1
Donald Williams			C. Webster	28/28	864	134-268	.500	0-0	.000	69-106	.651	63-118-181	6.5	70-3	62-52	18-14	337/12.0
Nov.14	South Dakota State (A)	70 62 (W)	T. Pierce	27/25	732	111-281	.395	44-142	.310	48-84	.571	40-107-147	5.4	47-1	24-45	6-22	314/11.6
16	Nebraska (A)	46 63 (L)	J. Graham	30/30	1017	95-203	.468	2-19	.105	56-84	.667	26-86-112	3.7	73-1	142-112	9-51	248/8.4
19	California Maritime (H)	79 37 (W)	C. Oakes	30/26	731	99-170	.582	0-0	.000	49-74	.662	84-143-227	7.6	81-4	31-48	40-14	247/8.2
24	Presbyterian (A)	46 47 (L)	R. Owens	30/11	605	67-171	.392	47-123	.382	29-34	.853	12-31-43	1.4	30-0	20-25	5-10	210/7.0
Dec. 3	Santa Clara (H)	56 59 (L)	D. Wright	26/8	444	54-112	.482	0-7	.000	27-41	.659	25-35-60	2.3	34-1	21-20	1-22	135/5.2
8	San Diego (A)	56 52 (W)	M. Peterson	26-1	342	23-55	.418	9-33	.273	23-26	.885	9-22-31	1.2	17-0	13-15	0-6	78/3.0
20	Northern Colorado (H)	89 78 (W)	D. Thomas	30/1	390	36-90	.400	0-0	.000	8-19	.421	38-58-96	3.2	43-0	14-25	0-8	80/2.7
22	USF (H)	82 76 (W)	J. Williams	15/2	136	11-35	.314	3-19	.158	5-11	.455	6-5-11	0.7	11-0	5-9	0-6	30/2.0
27	+Saint Mary's (A)	87 78 (L)	O. Caballero	13/0	78	5-15	.333	0-0	.000	8-10	.800	8-5-13	1.0	18-0	2-9	0-3	18/1.4
28	+William Jessup (N)	82 61 (W)	G. Ton	5-0	12	1-2	.500	0-0	.000	3-4	.750	2-1-3	0.6	5-0	0-3	0-2	5/1.0
Jan. 3	*Louisiana Tech (H)	61 66 (L)	J. Wilson	3/0	5	1-1	1.000	0-0	.000	1-1	1.000	0-3-3	1.0	1-0	0-1	0-0	3/1.0
5	*New Mexico State (H)	73 75 (L)	C. Amberry	11/0	63	3-15	.200	0-1	.000	5-6	.833	1-7-8	0.7	8-0	1-2	2-1	11/1.0
8	*Boise State (A)	64 84 (L)	L. Olivier	11/0	34	0-6	.000	0-4	.000	0-0	.000	0-1-1	0.1	4-0	6-2	0-1	0/0.0
10	*Fresno State (A)	71 68 (W-OT)	Team											54-53-107	0-7		
12	Cal State Bakersfield (A)	55 61 (L)	<b>SJSU</b>	30	6025	749-1676	.447	122-413	.295	404-597	.677	1084	36.1	484-11	380-441	90-173	2024/67.5
17	*Hawai'i (A)	73 61 (W)	<b>OPP</b>	30	6025	752-1704	.441	189-544	.347	347-511	.679	972	32.4	537-8	416-389	124-208	2040/68.0
22	*Utah State (H)	58 62 (L)															
24	*Fresno State (H)	85 79 (W)															
29	*New Mexico State (A)	81 89 (L)															
31	*Louisiana Tech (A)	53 51 (W)															
Feb. 7	*Boise State (H)	83 89 (L)															
12	*Nevada (H)	68 80 (L)															
14	*Idaho (A)	66 74 (L)															
17	Utah Valley (H)	52 47 (W)															
21	UC Riverside (H)	52 53 (L)															
26	*Idaho (H)	72 64 (W)															
28	*Hawai'i (H)	61 59 (W)															
Mar. 5	*Nevada (A)	66 89 (L)															
7	*Utah State (A)	77 89 (L)															
12	#Nevada (A)	69 78 (L)															

+ - Shamrock Office Solutions Classic  
 \* - Western Athletic Conference contest  
 # - Western Athletic Conference Tournament game

2009-10 (14-17)			2009-10 Individual Statistics														
COACH: George Nessiman			Player	G/S	Min	FG-FGA	Pct.	3FG-3FGA	Pct.	FT-FTA	Pct.	REB	Avg.	PF-D	A-TO	Blk-S	Pts./Avg.
ASSISTANTS: Brent Davis, Gary Stepan			A. Oliver	31/31	1119	230-526	.437	51-125	.408	188-212	.887	49-115-164	5.3	92-2	89-99	15-30	699/22.5
Donald Williams			R. Owens	31/13	869	104-261	.398	78-192	.406	38-47	.809	15-52-67	2.2	49-1	37-38	2-15	324/10.5
Nov.16	William Jessup (H)	89 63 (W)	C. Oakes	28/27	793	113-198	.571	0-0	.000	63-100	.630	99-154-253	9.0	84-3	28-38	44-19	289/10.3
20	(#14) Washington (A)	70 80 (L)	M. Peterson	31/21	990	91-213	.427	68-157	.433	57-67	.851	22-79-101	3.3	35-1	49-32	0-17	307/9.9
22	UC Riverside (A)	66 70 (L)	J. Graham	31/31	1091	111-236	.470	3-20	.150	67-108	.620	38-119-157	5.1	83-3	149-96	9-45	292/9.4
28	Pacific (H)	59 55 (W)	C. Webster	26/18	592	91-171	.532	0-0	.000	46-73	.630	42-82-124	4.8	84-4	38-42	6-12	228/8.8
30	Saint Mary's (H)	71 78 (L)	K. Thomas	28/4	331	23-63	.365	0-6	.000	25-49	.510	28-32-60	2.1	34-0	11-18	5-1	71/2.5
Dec. 5	Utah Valley (A)	82 74 (W)	C. Jones	21/10	162	15-38	.395	1-6	.167	5-8	.625	9-17-26	1.2	18-0	9-10	0-3	36/1.7
8	USF (A)	71 76 (L)	J. Henson	21/0	99	6-12	.500	0-00	.000	2-3	.667	8-10-18	0.9	15-0	1-5	0-1	14/0.7
9	Cal State Bakersfield (H)	84 80 (W-OT)	A. Dixon	21/0	70	6-14	.429	0-1	.000	2-8	.250	2-9-11	0.5	7-0	1-3	0.0	14/0.7
18	UC Irvine (A)	69 56 (W)	J. Willson	18/0	62	5-10	.500	1-3	.333	1-4	.250	4-9-13	0.7	12-0	2-4	0-1	12/0.7
21	Northern Colorado (A)	69 93 (L)	A. Moor	14/0	36	1-6	.167	0-0	.000	1-1	1.000	0-2-2	0.1	5-0	1-4	0-1	3/0.2
23	Santa Clara (A)	74 68 (W)	G. Ton	4/0	8	0-0	.000	0-0	.000	0-0	.000	0-3-3	0.8	2-0	1-0	0-0	0/0.0
28	UC Irvine (H)	78 68 (W)	J. Casey	2/0	3	0-0	.000	0-0	.000	0-0	.000	0-1-1	0.5	1-0	0-1	0-0	0/0.0
Jan. 4	*Idaho (H)	78 75 (W)	Team											42-48-90	0-2		
9	*Nevada (A)	67 96 (L)	<b>SJSU</b>	31	6225	796-1748	.455	202-510	.396	495-680	.728	358-732-1090	35.2	2521-1441	6-392	81-145	2289/73.8
11	*Fresno State (A)	70 80 (L)	<b>OPP</b>	31	6225	862-1901	.453	223-606	.368	395-625	.632	399-678-1077	34.7	734-756	60-313	72-198	2342/75.5
14	*Boise State (H)	76 74 (W)															
17	*Hawai'i (A)	67 68 (L)															
21	*Louisiana Tech (H)	87 76 (W)															
23	*New Mexico State (H)	93 84 (W)															
28	*Hawai'i (H)	83 60 (W)															
30	*Utah State (A)	58 77 (L)															
Feb. 4	*Louisiana Tech (A)	64 71 (L)															
6	*New Mexico State (A)	82 94 (L)															
13	*Utah State (H)	65 81 (L)															
20	Montana State (A)	77 66 (W)															
22	Seattle U. (H)	88 90 (L)															
25	*Nevada (H)	79 83 (L)															
27	*Fresno State (H)	72 45 (W)															
Mar. 4	*Idaho (A)	76 86 (L)															
6	*Boise State (A)	56 85 (L)															
11	#New Mxico State (N)	69 90 (L)															

\* - Western Athletic Conference contest  
 # - Western Athletic Conference Tournament game



# Records vs. Collegiate Opponents



Opponent	W	L	Opponent	W	L	Opponent	W	L	Opponent	W	L
Air Force	3	0	Denver	0	2	Middle Tennessee	1	0	<b>Santa Clara</b>	<b>29</b>	<b>75</b>
Alabama	1	0	DePaul	0	1	Minnesota	0	2	<b>Seattle U.</b>	<b>3</b>	<b>2</b>
Alaska Anchorage	1	0	Detroit Mercy	1	1	Mississippi State	1	1	Sonoma State	7	0
Appalachian State	1	0	Drake	0	4	Missouri	0	2	South Alabama	0	1
Arizona	4	9	Duke	0	1	Missouri Western	1	0	South Carolina	0	1
Arizona State	6	8	Duquesne	1	2	Montana	7	5	South Dakota	2	0
Arkansas Little Rock	0	1	Eastern Illinois	0	1	<b>Montana State</b>	<b>5</b>	<b>3</b>	South Dakota State	3	0
Army	1	0	Eastern Montana	1	0	Mount St. Mary's	1	0	South Florida	1	0
Auburn	0	1	<b>Eastern Washington</b>	<b>2</b>	<b>1</b>	Nebraska	2	2	SE Missouri State	0	1
Ball State	2	1	Evansville	0	1	Nebraska-Omaha	0	1	Southern California	1	2
Baylor	1	0	Fairleigh Dickinson	1	0	UNLV	4	31	SMU	2	12
Beloit	0	2	Florida	1	0	<b>Nevada</b>	<b>30</b>	<b>30</b>	Stanford	12	38
<b>Boise State</b>	<b>2</b>	<b>20</b>	Fordham	0	1	New Mexico	0	6	Tennessee	0	2
Bowling Green	1	0	<b>Fresno State</b>	<b>73</b>	<b>77</b>	<b>New Mexico State</b>	<b>11</b>	<b>29</b>	TCU	1	8
BYU	1	7	Georgetown	0	1	North Carolina State	0	1	<b>Texas San Antonio</b>		
BYU-Hawaii	1	1	Gonzaga	6	2	Notre Dame De Namur	1	0	<b>1st meeting</b>		
Brown	1	1	Hamline	0	1	North Dakota	3	1	Texas Tech	0	1
California	3	18	Harvard	1	2	North Dakota State	1	0	UTEP	5	12
UC-Davis	4	1	<b>Hawai'i</b>	<b>11</b>	<b>23</b>	North Texas	0	1	Tulsa	2	19
<b>UC Irvine</b>	<b>18</b>	<b>26</b>	<b>Idaho</b>	<b>11</b>	<b>7</b>	Northern Arizona	2	4	U.S. International	1	0
UCLA	2	5	Idaho State	7	3	Northern Colorado	1	1	Utah	2	13
<b>UC Riverside</b>	<b>3</b>	<b>2</b>	Illinois	0	2	Northern Illinois	1	1	<b>Utah State</b>	<b>21</b>	<b>44</b>
UC Santa Barbara	50	51	Illinois-Chicago	1	0	Northwestern	0	1	Utah Valley	2	0
UC Santa Cruz	2	0	Illinois State	1	1	Ohio U.	1	0	Valparaiso	1	0
Cal Maritime	1	0	Indiana	0	1	Oklahoma	2	0	Vanguard	0	1
Cal Poly	15	2	Indiana State	0	1	<b>Oregon</b>	<b>1</b>	<b>10</b>	Virginia	1	0
Cal Poly-Pomona	1	0	Iowa	1	0	Oregon State	0	2	Wagner	1	0
<b>CS Bakersfield</b>	<b>3</b>	<b>2</b>	Iowa State	2	2	Pacific	73	83	Warner Pacific	1	0
CS Dominguez Hills	1	0	Iowa Wesleyan	1	0	Pepperdine	24	20	Washington U.	0	1
CS Fullerton	24	26	Kent State	0	1	Portland	11	8	U. of Washington	1	3
CS Hayward	7	1	Kentucky	0	1	Portland State	4	1	Washington State	2	7
CS Long Beach	18	42	Lamar	0	2	Presbyterian	1	1	Weber State	1	1
CS Los Angeles	3	8	Lawrence Tech	1	0	<b>Puget Sound</b>	<b>1</b>	<b>0</b>	West Virginia State	1	0
CS Monterey Bay	1	0	Lipscomb	0	1	Redlands	2	0	Wheaton	0	1
CS Northridge	3	2	<b>Louisiana Tech</b>	<b>7</b>	<b>13</b>	Rice	6	10	Wichita State	1	0
CS Sacramento	17	2	Loyola Marymount	24	19	St. Francis (N.Y.)	1	0	William Jessup	2	0
Chaminade	1	0	Manhattan	0	1	St. Francis (Pa.)	1	1	Williamette	1	1
Chico State	2	1	Marquette	0	1	St. Louis	0	1	Wisconsin	0	1
Colorado	1	2	Marshall	1	0	Saint Mary's (Calif.)	37	40	Wyoming	1	4
Colorado State	0	6	Memphis	1	0	San Diego	6	7			
Columbia	0	1	Menlo College	3	0	San Diego State	32	32			
Connecticut	1	0	Michigan	0	1	<b>USF</b>	<b>20</b>	<b>41</b>			
Creighton	0	3	Michigan State	0	3	San Francisco State	30	7			

2010-11 opponents are in boldfaced type.



# NCAA Tournament Teams



*San Jose State faced Brigham Young in a 1951 NCAA opening round game.*

## 1951 Spartans


- Walt McPherson, Head Coach
- Bob Wuesthoff, Asst. Coach
- 3 Jack Avina
- 4 Mort Schorr
- 5 Bobby Crowe
- 6 Elmer Craig
- 8 Dean Giles
- 9 Ted Prescott
- 10 Orville Johnson
- 11 Lee Jensen
- 12 Aaron Seandel
- 13 Cornelius Barnes
- 14 Lee Deming
- 15 Bob Enzensperger
- 16 George Clark
- 17 Charles Crampton
- 18 Duane Baptiste
- 19 Carter Williams
- 20 Billy Wilson



*San Jose State faced Missouri in a 1981 NCAA Midwest Regional first round game.*

## 1980 Spartans

- Bill Berry, Head Coach
- Phil Rosemurgy, Asst. Coach
- Tony Oddo, Asst. Coach
- 10 Ron Chisholm
- 14 Eddie Saunders
- 15 David Byrd
- 21 Grover Brown
- 22 Phil Davis
- 24 John Russo
- 25 Mike Mendez
- 30 Wally Rank
- 32 Steve Swarbrick
- 33 Mickey Jackson
- 35 Doug Murrey
- 40 Arthur Graham
- 42 Sid Williams
- 44 Dan Sullivan



*San Jose State faced Kentucky in a 1996 NCAA opening round game.*

## 1996 Spartans

- Stan Morrison, Head Coach
- Stan Stewart, Assoc. Coach
- Keith Moss, Asst. Coach
- Lossie Mitchel, Asst. Coach
- 3 Olivier Saint-Jean
- 5 Sam Allen
- 11 LaRon Campbell-Hall
- 12 Tito Addison
- 14 Jahi Bacon
- 21 Marmet Williams
- 24 Kweli Baker
- 31 Brad Quinet
- 32 Roy Hammonds
- 35 Rich Taylor
- 41 Darren Greene
- 42 Damon Lee
- 50 Ken Kavanagh
- 52 Craig Clark

# Tournaments/Top-20 Opponents



## In-Season Tournament History

YEAR	TOURNAMENT	FINISH
1958	Poinsettia Tournament, San Diego, Calif.	4th Place
1959	WCAC Tournament, San Francisco, Calif.	8th Place
1960	WCAC Tournament, San Francisco, Calif.	8th Place
1961	WCAC Tournament, San Francisco, Calif.	5th Place
1962	<b>WCAC Tournament, San Francisco, Calif.</b>	<b>CHAMPION</b>
1963	<b>WCAC Tournament, San Francisco, Calif.</b>	<b>CHAMPION</b>
1964	WCAC Tournament, San Francisco, Calif.	3rd Place
1965	WCAC Tournament, San Francisco, Calif.	4th Place
1966	Knights of Columbus Tournament, Portland, Ore.	3rd Place
	WCAC Tournament, San Jose, Calif.	6th Place
1967	Lobo Invitational, Albuquerque, N.M.	3rd Place
1969	Roadrunners Classic, Las Cruces, N.M.	3rd Place
1970	Far West Classic, Portland, Ore.	8th Place
1974	Rainbow Classic, Honolulu, Hawaii	7th Place
1977	Utah Classic, Salt Lake City, Utah	4th Place
1978	Fiesta Classic, Tempe, Ariz.	3rd Place
	Cable Car Classic, Santa Clara, Calif.	4th Place
1979	<b>Cable Car Classic, Santa Clara, Calif.</b>	<b>CHAMPION</b>
	All-College Tournament, Oklahoma City, Okla.	7th Place
1981	<b>KOA Classic, Billings, Mont.</b>	<b>CHAMPION</b>
1982	Las Vegas Holiday Classic, Las Vegas, Nev.	3rd Place
1983	Stanford Invitational, Stanford, Calif.	4th Place
1984	<b>Utah Classic, Salt Lake City, Utah</b>	<b>CHAMPION</b>
1985	Hoosier Classic, Indianapolis, Ind.	3rd Place
1986	Far West Classic, Portland, Ore.	5th Place
1987	Fighting Illini Classic, Champaign, Ill.	3rd Place
1988	Ameritas Classic, Lincoln, Neb.	2nd Place
1989	Oldsmobile Cutlass Classic, E. Lansing, Mich.	4th Place
1993	Stanford Fry's Invitational, Stanford, Calif.	2nd Place
1994	Comerica Cable Car Classic, San Jose, Calif.	3rd Place
1995	Fighting Illini Classic, Champaign, Ill.	4th Place
1996	<b>Comerica Cable Car Classic, San Jose, Calif.</b>	<b>CHAMPION</b>
1999	Pearl Harbor Invitational, Laie, Hawaii	2nd Place
2001	BCA Invitational, Raleigh, N.C.	6th Place
2001	Cyclone Challenge, Ames, Iowa	Tied for 1st Place
2003	Surf 'N Slam Tournament, Laie, Hawaii	2nd Place
2005	2K Sports College Hoops Coaches vs. Cancer Classic Lubbock, Texas	3rd Place
2005	Holiday Station Stores Classic, Bozeman, Mont.	4th Place
2006	CBE Classic, Stanford, Calif.	4th Place
2007	<b>First Shot Exempt Tournament, Murfreesboro, Tenn.</b>	<b>CHAMPION</b>
2008	Shamrock Office Solutions Classic, Moraga, Calif.	3rd Place

## Games vs. Top-20 Teams

DATE	RANK	OPPONENT	SCORE
1/31/91	#1	UNLV (H)	88-64 (L)
1/7/91	#1	UNLV (A)	93-65 (L)
3/7/87	#1	UNLV (N)	94-69 (L)
2/7/87	#1	UNLV (H)	83-74 (L)
1/8/87	#1	UNLV (A)	89-77 (L)
2/14/56	#1	USF (H)	76-52 (L)
1/31/56	#1	USF (A)	67-40 (L)
2/23/55	#1	USF (H)	64-40 (L)
2/11/55	#1	USF (H)	59-49 (L)
3/14/96	#2	Kentucky (N)	110-72 (L)
2/21/69	#2	<b>Santa Clara (H)</b>	<b>73-69 (W)</b>
2/15/73	#3	Long Beach State (A)	117-75 (L)
2/12/84	#4	UNLV (A)	88-76 (L)
2/28/58	#4	USF (A)	62-50 (L)
12/31/06	#5	Duke (A)	70-51 (L)
12/11/82	#5	UCLA (A)	94-71 (L)
1/5/73	#5	<b>Long Beach State (H)</b>	<b>68-61 (W)</b>
1/28/72	#5	Long Beach State (H)	73-72 (L)
1/10/55	#5	USF (A)	56-30 (L)
1/4/58	#6	USF (H)	66-44 (L)
12/22/77	#7	UCLA (A)	109-69 (L)
12/22/76	#8	UCLA (A)	89-74 (L)
1/21/88	#8	UNLV (H)	95-83 (L)
12/28/82	#8	Tennessee (N)	50-42 (L)
1/5/82	#8	USF (A)	78-66 (L)
1/8/65	#8	USF (A)	77-53 (L)
12/19/08	#9	Michigan State (A)	85-45 (L)
3/3/83	#9	UNLV (H)	67-61 (L)
1/12/74	#9	Long Beach State (A)	72-57 (L)
2/17/72	#9	Long Beach State (A)	88-51 (L)
12/16/50	#9	UCLA (A)	62-59 (L)
11/29/98	#10	New Mexico (A)	86-57 (L)
1/6/90	#10	UNLV (H)	100-80 (L)
1/30/86	#10	UNLV (H)	62-55 (L)
3/8/84	#10	UNLV (N)	70-55 (L)
12/17/63	#10	Illinois (A)	90-64 (L)
2/14/07	#11	Nevada (A)	68-60 (L)
3/4/97	#11	New Mexico (N)	103-70 (L)
12/23/94	#11	Minnesota (A)	115-68 (L)
2/20/88	#11	UNLV (A)	85-68 (L)
3/8/85	#11	UNLV (N)	60-59 (L)
12/28/71	#11	Indiana (N)	86-76 (L)



# Games vs. Top-20 Opponents

DATE	RANK	OPPONENT	SCORE	DATE	RANK	OPPONENT	SCORE
3/22/51	#11	Brigham Young (N)	66-61 (L)	1/13/99	#16	New Mexico (H)	82-81 (L-OT)
2/18/99	#12	Utah (H)	71-49 (L)	12/23/93	#16	Minnesota (H)	66-53 (L)
2/11/93	#12	UNLV (H)	80-74 (L)	1/31/85	#16	UNLV (A)	70-56 (L)
2/5/90	#12	UNLV (A)	105-69 (L)	3/6/80	#16	Missouri (N)	61-51 (L)
12/30/88	#12	UNLV (A)	101-68 (L)	1/26/73	#16	USF (A)	82-63 (L)
12/20/75	#12	Washington (A)	88-69 (L)	12/26/71	#16	Oregon (N)	79-65 (L)
2/19/00	#13	Tulsa (H)	64-56 (L)	12/16/60	#16	Utah (A)	82-48 (L)
1/4/86	#13	UNLV (A)	106-60 (L)	12/28/87	#17	Missouri (A)	85-61 (L)
2/28/74	#13	Long Beach State (A)	84-60 (L)	12/19/71	#17	New Mexico State (A)	114-55 (L)
11/20/09	#14	Washington A()	80-70 (L)	12/11/54	#17	California (A)	56-48 (L)
11/29/91	#14	Utah (H)	75-57 (L)	1/16/93	#18	UNLV (A)	84-77 (L)
1/12/84	#14	UNLV (H)	105-77 (L)	2/16/89	#18	UNLV (H)	95-66 (L)
12/21/79	#14	Virginia (N)	83-79 (W)	1/11/07	#19	Nevada (H)	72-63 (L)
1/27/51	#14	Arizona (H)	62-55 (L)	2/3/01	#19	Fresno State (H)	86-75 (L)
1/20/00	#15	Tulsa (A)	67-41 (L)	12/27/96	#19	Alabama (H)	60-59 (W-OT)
2/13/92	#15	UNLV (A)	83-39 (L)	1/26/95	#19	New Mexico State (A)	75-66 (L)
2/23/91	#15	New Mexico State (H)	73-67 (L)	1/30/82	#19	Fresno State (H)	47-36 (L)
12/20/56	#15	Oklahoma City (A)	91-74 (L)	1/26/82	#19	Fresno State (A)	63-45 (L)
				12/4/68	#19	California (A)	103-98 (L)

## HEAD COACHING RECORDS

Name	# of Seasons	Seasons	Wins	Losses	Pct.
Charles Furley	1	1910	7	3	.700
Others	5	1911-15	20	24	.455
Bill Spaulding	1	1916	4	3	.571
Karl Hazeltine	2	1917-18	7	11	.389
Dave Wooster	2	1922-23	17	9	.654
Hovey McDonald	12	1924-35	142	81	.637
Bill Hubbard	6	1936-40, 1945	69	58	.543
Ed Blesh	1	1943	11	13	.458
Walt McPherson	17	1941-42, 1946-60	264	208	.559
Stu Inman	6	1961-66	77	68	.531
Dan Glines	5	1967-71	43	80	.349
Ivan Guevara	8	1972-79	99	117	.458
Bill Berry	10	1980-89	142	144	.497
Stan Morrison	9	1990-98	72	172	.295
Phil Johnson	4	1999, 2003-05	31	83	.272
Steve Barnes	3	2000-02	39	51	.433
George Nessman	5	2006-10	51	103	.331
<b>TOTALS</b>	<b>97</b>		<b>1,095</b>	<b>1,228</b>	<b>.471</b>



Bill Hubbard



Ed Blesh



Walt McPherson




Stu Inman



Dan Glines



Ivan Guevara



Bill Berry



Stan Morrison



Phil Johnson



Steve Barnes



George Nessman

A black and white photograph of San Jose State University. The image features a prominent, tall, Gothic-style tower with a tiled roof and arched windows on the left. In the background, a large, multi-story building with a central dome is visible. The foreground shows a courtyard with trees and a building with arched windows. The text "San Jose State University" is overlaid in the center-right of the image.

# San Jose State University



# City of San Jose



*The skyline of downtown San Jose*

Situated at the hub of Silicon Valley is San Jose – the third largest city in California and the 10th largest in the nation. San Jose, strategically located at the sunny, southern tip of the San Francisco Bay, is surrounded by rolling hills and striking mountains. San Jose’s vibrant and growing downtown is the setting for San Jose State University and the focus for important financial, commercial and arts communities.

*“ San Jose is a confident and exciting city, full of optimism and opportunity. We treasure our past. We embrace our diversity. We nurture our future, in our children and through stewardship of our resources.*

*People are proud to live here.*

*Our city is committed to sustaining and improving the quality of life in every neighborhood, for every resident, now and in the future.” –*

*www.sanjoseca.gov*



*San Jose offers a neighborhood feel in a metropolitan environment.*

Regional growth and stability are complemented by an active cultural life. San Jose is the home of the Silicon Valley High Technology and the Children’s Discovery museums, the San Jose Museum of Art, San Jose Symphony, the San Jose-Cleveland Ballet, numerous galleries and arts centers, Opera San Jose, the Winchester Mystery House and other respected professional

and community group theater groups.

Light rail and historic trolley lines, the 18,000-seat HP Pavilion at San Jose, convention facilities, shops and a diverse night scene add to the excitement. Reflecting the cultural richness of the community is a wide range of restaurants.

A reason the South Bay has grown so dramatically is its quality of life. The mild climate encourages an active and casual lifestyle. There are more than 100,000 acres of land for biking, rollerblading and other outdoor activities. Boasting nearly 300 days of sunshine and an average sum-

- 30 minutes from the Pacific Ocean
- Population - 945,000
- Average annual household income of \$84,857 according to *Money* magazine
- One of the top-25 “brainiest” cities in the country
- More college graduates per 100 residents than any other major U.S. city
- More home owners than any large city in the country
- Worker productivity is twice the national average
- Best public safety record of any large metropolitan area in the United States the last 10 years.
- International airports – San Jose, San Francisco and Oakland

mer temperature of 74 degrees, San Jose symbolizes the best California has to offer. The region’s 1.6-million residents enjoy recreational and entertainment opportunities year-round. Within a short drive are San Francisco, beaches from Santa Cruz to Carmel, the California coastal redwoods, Lake Tahoe and Yosemite National Park.



*Since 1997, San Jose State University was the host school for three NCAA Division I Men’s Basketball Championship events at the 18,200-seat HP Pavilion in downtown San Jose.*



**S**an José State provides a comprehensive university education, granting bachelor's and master's degrees in 134 areas of study. From its beginnings as a normal school to train teachers for the developing frontier, SJSU has matured into a metropolitan university. Quality teaching and small classes are a priority at SJSU, where tenured professors teach introductory as well as advanced courses.

One of the 200 top research universities in the nation, SJSU offers rigorous course work and research opportunities to more than 30,000 undergraduate and graduate students in eight colleges.

Located in the heart of the Silicon Valley, this university has aided the development of the computer industry and the resulting technological advances in our nation by providing the largest source of engineering, science and business graduates to Silicon Valley companies.

Graduating about 7,000 students annually, San Jose State University also provides the professional infrastructure for the region – from teachers to social workers to artists to law enforcement officers to nurses. The terms, 'leaders and professionals,' describe not just the types of graduates who earn their degrees at San Jose State, but also the roles they assume in their communities and in their fields of endeavor.

One strength of the academic program is the broad general education curriculum that brings common elements -- critical thinking, writing and communication skills, and cultural pluralism -- to diverse studies. Academic strength also is seen in the university's nationally-recognized programs.

In each discipline, quality teaching remains a priority. Tenured faculty teach introductory as well as advanced courses with an emphasis on small classes. Learning facilities include computer-equipped classrooms, the Western world's only undergraduate nuclear science facility and North America's largest Beethoven Center. Focusing on applied research, faculty receive a growing number of contracts and grants each year. From Moss Landing Marine Research Laboratory to the NASA Ames Research Center, faculty are exploring everything from the depths of the ocean to the surface of Mars.

San Jose State University also finds strength in its diversity. For first-generation students, it is a gateway to economic independence and social mobility. It is also an incubator of cultural and intellectual development and an opportunity for lifelong learning. Students range in age from first-time freshmen to college transfers to professionals seeking additional education. Student demographics – with ethnic pluralism – provide the benefits of multiple cultures and diverse student interests and activities.

## Don W. Kassing Interim President



**D**on W. Kassing, who retired as San Jose State University President in 2008, graciously agreed to return on an interim basis for 2010-2011. During his term, the California State University chancellor will conduct a national search for a permanent replacement.

As president from 2005 to 2008, Kassing moved the university forward in several key areas. The campus engaged in a university-wide strategic planning process, and made great strides in private fundraising with \$35 million in gifts leading to the naming of the Donald and Sally Lucas Graduate School of Business, the Charles W. Davidson College of Engineering and the Connie L. Lurie College of Education. He also appointed Athletics Director Tom Bowen.

As president and vice president for administration and finance, Kassing led the development of two campus landmarks: the award-winning Dr. Martin Luther King, Jr. Library, based on a unique and highly successful partnership with the city of San José, and Campus Village, a state-of-the-art residential complex for students, faculty and staff that is among the largest such CSU projects, and the focus of a renewed sense of community on campus.

Kassing's 18 years of experience in higher education includes vice president for university relations and administrative services at Murray State University in Kentucky and vice president for development and public affairs at Western State College in Colorado. At Belleville Area College in Illinois from 1975 to 1986, Kassing taught management and marketing and served as department chair. He was also president of the Granite City campus for two years.

In addition to his career in higher education, Kassing worked for 11 years in private industry, including eight years in corporate finance and operations management for Brown Group Inc. and three years with General Motors Corporation.

Active in the community and region, Kassing served on the following boards:

- \* San José Sports Authority
- \* United Way Silicon Valley
- \* San Jose Chamber of Commerce
- \* Silicon Valley Leadership Group
- \* Joint Venture Silicon Valley
- \* Silicon Valley Higher Education Roundtable
- \* Western Athletic Conference

Kassing holds a master's degree in business administration and a B.S. in economics from St. Louis University.



# San Jose State University

## The Campus Village

**I**n the fall of 2005, San Jose State University opened the doors of Campus Village to more than 2,279 students, faculty and staff.

Positioned on Tenth Street between San Carlos and San Salvador on the southeast corner of the main campus, the Campus Village will be a gateway to incredible academic resources and campus activities, the excitement of downtown San Jose, the opportunities of Silicon Valley, and some of the world's greatest recreational areas.

The Campus Village will include three buildings featuring apartment and suite-style living accommodations and a typical college dormitory experience. Campus Village will include recreational and study areas, a full-service computer lab, wireless internet access, an interactive gaming center, laundry facilities, meeting rooms, retail stores and underground parking for 700 vehicles.

Fully equipped nearby recreational facilities offer residents space to work out, swim, play basketball, volleyball, ping-pong or pool.

Hassle-free access to the main campus is another asset to the Campus Village. Walking to the Student Union or to The Event Center, home for the San Jose State University men's and women's basketball and women's volleyball teams, will be five minutes or less. Residents also can walk or bicycle to the Dr. Martin Luther King Jr. Library without crossing any streets.



*The Campus Village anchors the southeast corner of the university's skyline.*

## The Dr. Martin Luther King, Jr., Library

**T**he Dr. Martin Luther King, Jr., Library, located on the main campus of San Jose State University opened in August 2003.

A first-of-its-kind collaboration between a city and a university, the \$177-million, 475,000 square-foot library provides a center for life-long learning. Students, faculty and the community have access to the information they will need for educational and personal growth throughout their lives.

The 10-floor library features:

- 3,623 seats
- 1,800 seats wired for the internet
- 400 public computers
- 135 databases of information
- 4 computer instruction laboratories
- 112 workstations available in the computer instruction labs
- 37 group-project rooms

The collaborative design provides many opportunities for academic, cultural and community programs. Multilingual and special collections for San Jose's diverse ethnic groups are available. An adaptive technology area assures all people have the ability to access the information and databases available.



*Students can walk from class to the library for study sessions and research work without crossing a street.*

## A nationally-acclaimed university:

- Ranked in the top 15 master's-level public universities in the West – *U.S. News & World Report*, "America's Best Colleges"

- Ranked among the top 200 universities in the nation for total research spending.

- One of the top-20 universities nationally for greatest number of minority graduates. – *Diverse Issues In Higher Education*

## Standing out from the rest

- San José State is the number one supplier of engineering, computer science and business graduates to Silicon Valley, the world's high tech capital.

- San José State awards nearly \$60-million in financial aid to 13,000 students each year.

- San José State is the only school in the California State University system that has undergraduate and graduate programs in nuclear science.

- The Metropolitan University Scholar's Experience (MUSE) is a program aimed at helping first-year students succeed on campus.

- The Career Expo provides recruitment opportunities for nearly 2,000 students and 100 employers. Over 300 employers visit the university annually to recruit students for available positions.

- San Jose State is believed to be the first university in the country to create a Mexican-American Studies Department.

- The nationally-recognized animation program is a collaborative effort between SJSU and technology, entertainment and telecommunications industry partners.



# The Event Center



**T**he Event Center, located in the heart of the San Jose State University campus on the corner of Seventh and San Carlos streets, is the home of the Spartan basketball teams.

The \$36-million facility is comprised of The Event Center and an Aquatics Center. Students, faculty and staff members, alumni and the surrounding communities use the facility.

Groundbreaking occurred October 1, 1986. The Aquatics Center opened in May, 1988. Originally named the Recreation and Events Center, The Event Center opened in May, 1989. The first intercollegiate athletic contests in The Event Center were the Spartan basketball season openers on November 24, 1989.

The arena can seat 5,000 for athletics events and 5,600 for concerts. The arena is large enough to attract major performing artists, yet small enough to provide a personal experience for everyone.

In December 2003, The Event Center playing surface was renamed Walt McPherson Court in honor of San Jose State University's most successful men's basketball coach. New locker facilities also were part of a comprehensive SJSU Athletics capital campaign project. In 17 seasons under McPherson from 1941 through 1960, the Spartans won 264 games, won three conference championships, played twice in the NAIA Tournament and made the school's first NCAA Tournament appearance in 1951.

Also in the recreation area of The Event Center are 10 racquetball courts, a large weight room, a mini-gym, and an aerobics room.

The Aquatics Center swimming pool is home for the San Jose State University women's swimming team. The pool is one of the largest pools ever constructed in the state of California. The pool dimensions are 200 feet long and 75 feet wide.

## Major Performers at The Event Center

Wayne Brady  
Dana Carvey  
Bill Cosby  
Bill Gates  
Sammy Hagar  
Faith Hill  
George Lopez  
Chris Rock  
Jessica Simpson  
Bruce Springsteen  
Sting  
The Artist (a.k.a. Prince)  
Hank Williams, Jr.



*Walt McPherson is the first San Jose State men's basketball coach to lead the Spartans to post-season action.*



# Tom Bowen, Director of Athletics

**T**om Bowen was named San Jose State University's director of intercollegiate athletics on December 20, 2004. Under his leadership, San Jose State is a viable Division I-A intercollegiate athletics program with proven athletics and academic successes and financial advancements to his credit.

## "CULTURE OF CHAMPIONS"

At the core of Bowen's mission for San Jose State University athletics is building a "Culture of Champions" academically, athletically and in the community. To reach that end, the Notre Dame alum has instilled a greater sense of purpose, commitment and execution from student-athletes, coaches, staff, alumni and friends. He has invested resources both in external and internal operations; enhanced the department's internet and social media presence; and expanded marketing, promotions and advertising opportunities locally, regionally and nationally through the creation of Spartan Sports Properties.



Bowen has led the Spartan Foundation - the department's fund-raising component - through consistently challenging and uncertain economic conditions to unprecedented fiscal heights at the university. The Spartans have produced annual budget surpluses four straight years under his direction and have re-invested their gains back into their student-athletes and teams.



*Tom Bowen and head coach George Nessman prior to the 2006 game at Duke University.*

An integral member of the University's presidential staff, he has created and implemented short and long-term revenue streams for intercollegiate athletics and other campus extra-curricular activities. His initiatives and leadership foster energy university-wide.

Athletics' increased visibility has coincided with major and significant donations coming to the University.

Since taking over, San Jose State has more football wins in the latest four-year period than any similar span since 1990-93. The 2006 through 2008 Spartans are the first three Spartan teams to post consecutive .500 or better records in the Western Athletic Conference football standings. The 2006 Spartans capped their finest season in many years, posting a 9-4 overall record and capturing the New Mexico Bowl championship.

Recent athletics accomplishments add to his Culture of Champions. Women's soccer, women's golf and baseball are the latest teams to win a Western Athletic Conference championship. Women's water polo is a consistent top-10 national program. Women's swimming finished 2008-09 with the longest dual meet winning streak in Division I. Women's gymnastics is entrenched as a NCAA Regional Championship qualifying team. Men's basketball, men's soccer and men's golf have produced measurable gains, particularly in conference competition.

Spartans have earned All-America honors in football, women's golf, baseball and women's water polo. San Jose State had its first women's gymnastics individual NCAA Regional champion in 2009. Twelve student-athletes were honored nationally and more than 100 at the conference level for academic achievements in 2009-10.

Bowen's vision for student-athlete success and excellence led to the creation of a *Student Success Services* component. Academic Progress Rate (APR) scores, as measured by the NCAA, have risen steadily and strikingly under his watch and were at a then university-best in 2009 and were surpassed in the 2010 report.

He has appointed new head coaches in football, men's basketball, women's basketball, men's golf, women's golf, women's swimming and diving, softball, women's softball, women's cross country and women's volleyball. Since 2005, coaches in women's soccer, baseball, women's golf, water polo and softball have received conference Coach of the Year recognition.

In 2008, San Jose State was named as one of 12 Division I universities cited for Overall Excellence in Diversity in the most recent national study by Texas A&M University on behalf of the NCAA.



*Bowen (left) and Ken Venturi, a San Jose State alum, U.S. Open champion and CBS-TV's number-one golf analyst for 35 years.*

# Tom Bowen, Director of Athletics



*Tom Bowen is a widely-known and highly-effective athletics administrator. He was named to the San Jose Mercury News' 2010 Top-25 Most Powerful Sports Figures in the Bay Area.*

## A VALUED PROFESSIONAL

Bowen's proven administrative and managerial record at San Jose State has resulted in meaningful national appointments in college athletics. He is one of eight Football Bowl Subdivision directors of athletics serving on the 24-member NCAA Division I Football Issues Committee. In 2009, Bowen was one of 12 named to serve as a mentor to aspiring women and ethnic minority athletics administrators in the NCAA Fellows Leadership Program. He was the Tournament Director for the 2010 NCAA Men's Basketball Division I Championship first and second rounds games played in San Jose.

Bowen came to San Jose State after serving three years as the Director of Community Affairs and the executive director of the 49ers Foundation for the San Francisco 49ers of the National Football League. He directed all of the team's fund-raising activities and was responsible for alumni and current player participation in the community.

His Division I experience at the collegiate level includes athletics administration positions at the University of California and Saint Mary's College in Moraga, Calif. As an assistant and associate director of athletics at the University of California from July 2000 through September 2002, he was responsible for athletics fund-raising. Bowen was credited with developing the first comprehensive planned giving program for the Golden Bears.

At Saint Mary's College, he was the Director of Foundations and Corporate Relations from May 1995 to January 1997 before being appointed to an associate director of athletics position by the president of the college. From January 1997 through April 2000, he managed the athletics department's budget, directed a corporate sponsorship program and interacted with the academic senate, faculty and university personnel on student-athlete issues.

His first professional leadership appointment in athletics was at De La Salle High School in Concord, Calif. From 1987 through 1995, he held the positions of athletics director and assistant football coach.

## EDUCATION & COMMUNITY

The 1983 graduate of the University of Notre Dame majored in theology / sociology and spent six years studying for the priesthood with the Holy Cross Fathers. Bowen went on to earn a master's degree in administration / education from the University of San Francisco in 1990.

Active throughout the entire Bay Area, he has been named to the San Jose Mercury News' Top-25 Most Powerful Sports Figures in the Bay Area. He serves on the board of the San Jose Sports Authority. He is an adjunct professor at the University of San Francisco School of Sports Management and at San Jose State University's Department of Kinesiology where he teaches sports management classes. Bowen is a frequent guest lecturer at several Bay Area university campuses and is a welcomed speaker before major corporations headquartered locally on the topics of leadership, management and motivation.

He is a Level 2 certified member of the College Athletic Business Management Association (CABMA) and has memberships in the National Association of Collegiate Directors of Athletics (NACDA) and the National Society of Fund Raising Executives.

The Denver, Colo., native and his wife, Mia, are the parents of three children: sons, Andrew and Peter, and, daughter, McKenna.



*Under Bowen's leadership, basketball is on the rise at San Jose State University.*



# Athletics Administration

**John Poch**  
**Senior Associate**  
**Athletics Director/  
Deputy Director of**  
**Athletics**



**Marie Tuite**  
**Senior Associate**  
**Athletics Director/  
Chief Operating Officer**



**J**ohn Poch returned to San Jose State University in January 2009 as a Senior Associate Athletics Director/Deputy Director of Athletics. His duties include overseeing and managing the department's external relations components of fund raising and community relations and serving as the sports supervisor for baseball.

Poch served as the Tournament Director of the 1999 and 2000 NCAA Women's College Cup hosted by San Jose State University and was an assistant coach for the Spartans' women's soccer team from 1995 to 2000. Under his direction, the 1999 College Cup attracted more than 28,000 spectators for two semifinal contests and the championship match. The 14,410 in attendance for the championship game remains the top attendance figure for a Women's College Cup contest.

As a San Jose State assistant coach, he was on the ground floor of the new Spartan program. In its first five seasons, San Jose State posted a 53-44-3 overall win-loss record.

Poch is a successful youth soccer coach with United States Soccer Federation and National Soccer Coaches Association of America (NSCAA) national licenses. He coached the San Jose Pioneer High School boys' teams to three Central Coast Section championships and was named the National Coach of the Year in 2001 by the NSCAA for the Youth Girls Competitive category.

From 2000 through 2008, he was the executive director of the After-School All-Stars of Greater San Jose - a program targeting at-risk youths. In his eight years, After-School All-Stars grew from a two-person staff with a \$275,000 annual operating budget to a full-time staff of 36 and 230 part-time employees and a \$3.9-million budget comprised largely of dollars raised through his fundraising acumen and direction. More than 3,000 students from 50-plus elementary and middle schools in San Jose benefited annually from After-School All-Stars when he elected to return to San Jose State athletics in an executive role.

Poch presently is enrolled in the Sports Management Institute - a collaboration of the Universities of Southern California, Texas, Michigan, Notre Dame and North Carolina. The Sports Management Institute provides a specialized executive management program for sports professionals.

He is a member of NACDA (National Association of College Directors of Athletics), NAADD (National Association of Athletic Development Directors) and AFP (Association of Fundraising Professionals) and remains well-connected in San Jose. He also serves on the board of directors for After-School All-Stars.

The 2001 San Jose State University graduate majored in kinesiology. As a student-athlete, he played football at West Valley College before enrolling at San Jose State.

John and his wife, Debora, a 1988 San Jose University graduate, are the parents of one daughter, Nicole.

**M**arie Tuite joined the San Jose State University athletics administrative team in an executive capacity in June 2010 as the Senior Associate Athletics Director/Chief Operating Officer.

At San Jose State, Tuite will oversee all of the Spartans' internal components and affairs. She will manage the daily operations of the department, have direct supervision of student services and serve as sports supervisor for women's basketball.

Her professional career includes executive positions at Pacific-10 Conference universities and the NCAA. She comes to the Spartans from Seattle University where she was a Special Assistant to the Athletics Director. Tuite assisted Seattle University's recent transition to NCAA Division I athletics status and provided administrative leadership to the Redhawks' men's basketball program successfully negotiating a facility lease of the 17,000-seat Key Arena and a local radio contract with an ESPN broadcast affiliate.

Her first athletics administrative position was at Alma (Mich.) College in 1981 as the Director of Athletic Programs and Activities for an 18-sport intercollegiate program. She joined the University of California women's athletics staff in 1984 as an assistant athletics director.

Tuite then relocated to the NCAA office in the Kansas City area and served as an Assistant Director of Championships from 1989 to 1994. She assisted the organization's sport committees in the administration of the National Collegiate Championships program and coordinated the Association's corporate partner, merchandising, promotional, and official ball programs for NCAA championships.

She returned to a campus setting in 1994 as a senior associate athletics director at the University of Washington. Her duties included overseeing the process and appointment of new head coaches, directing day-to-day operations including fiscal responsibility and leadership opportunities for numerous sports, and initiating and implementing "keys to success" for priority Husky sports programs.

A two-sport student-athlete and graduate of Central Michigan University, she was inducted into the university's Athletics Hall of Fame in 1990 as just the third female inductee. Tuite played field hockey and was a star basketball player who majored in physical education. She earned her master's degree from her alma mater in athletic administration.

Tuite is a member of NACDA (National Association of College Directors of Athletics), NACWAA (National Association of Collegiate Women's Athletics Administrators) and the Women's Sports Foundation.

The native of Livonia, Mich., has two teenage sons, Michael and John.

# Athletics Administration



**Liz Jarnigan**  
Associate Athletics  
Director/Senior Woman  
Administrator



**Matt Witty**  
Associate Athletics  
Director/  
Business & Finance



**L**iz Jarnigan joined the San Jose State University staff in June 2008. Originally named the Director for Student-Athlete Success Services, she was promoted to Associate Athletics Director for Student Services in June 2009. In April 2010, Jarnigan added the responsibilities of Senior Woman Administrator.

Her current responsibilities include serving as sports supervisor for women's volleyball and softball and overseeing compliance, academics, student services, life skills, student-athlete advising and tutoring and the assignment of learning specialists.

Jarnigan came to San Jose State from the University of Tulsa. She was the Coordinator of Student Services (2001-06) and an Associate Athletics Director for Student Services (2007-08). In 2003 and 2004, she was honored locally with the Tulsa Area Girls and Women in Sports Role Model Award.

Her career in athletics administration began at Briar Cliff College where she was an Assistant Athletics Director (1994-96) and Interim Director of Athletics (1996).

The 1987 graduate cum laude of St. Olaf College was a four-year letterwinner in volleyball. She received her master's degree in athletic administration from Fort Hays State University in 1988.

Jarnigan has high school and college teaching and coaching experiences in Minnesota, Iowa and Kansas. She was the women's volleyball head coach at Bethel College (1989-94), Briar Cliff College (1994-96) and Carleton College (1996-99). Her 1992 Bethel College was a conference champion and she was named the conference Coach of the Year for the team's accomplishment.

One half of a coaching family, her husband, Jeff Jarnigan, is a professional football coach. He is the defensive coordinator for the San Jose SaberCats of the Arena Football League.

The Jarnigans are the parents of three children, Mary, Jack and Emily. They reside in Los Gatos, Calif.

**M**att Witty is the Associate Athletics Director for Business and Finance. He assumed his current position in July 2010 and is the sports supervisor for men's and women's soccer and oversees equipment services.

Witty first joined the Spartans in 2001 as a business office employee. He was the Assistant Ticket Manager from June 2002 until April 2004. After working at Marshall University and the University of Wisconsin in ticket operations, he returned to San Jose State in 2005 as the Assistant Director of Ticket Operations.

In June 2006, Witty accepted the position of Athletics Business Manager. He was promoted to Assistant Athletics Director for Business and Finance in July 2008.

The 2001 Ball State University graduate also has a master's degree in sports marketing from Marshall University. He is a member of College Athletic Business Management Association (CABMA), Collegiate Event and Facility Management Association (CEFMA) and the National Association of Collegiate Directors of Athletics (NACDA).

He and his wife, Kathy, reside in Campbell, Calif.

## San Jose State Fight Song

(performed after a victory in front of the Spartan fans)

Fight on for dear old San Jose State  
Fight on for victory!

We are with you in every way  
No matter what the price may be!

Onward for Sparta noble and true  
Fight hard in everything you do!

And so we'll Fight! (RAH!) Win! (RAH!)  
March onward down the field and we will win the day!

## San Jose State Alma Mater - Hail, Spartans, Hail!

(performed only at Homecoming)

Hail, Spartans, Hail!  
Hail, Gold, Blue and White!

We pledge our hearts and hands  
to keep thy colors ever bright.

Forward we go!  
We will not fail!

Sing to our Alma Mater,  
Hail!, Hail!, Hail!



# Athletics Staff & Head Coaches



**MARWA ABBAS**  
*Student Success  
Services*



**DREW AGBAY**  
*Student Success  
Services*



**GINA  
ARCHIMEDE**  
*Student Success  
Services*



**MICHAEL  
BEAUBIEN**  
*Assistant Athletics  
Director/  
Marketing*



**SHAWNA  
BRYANT**  
*Athletic Training*



**DR. BILL  
CAMPSEY**  
*NCAA Faculty  
Representative*



**DR. ANDRE  
CHEVALIER**  
*Team Physician*



**MIKE  
CHISHOLM**  
*Assistant Athletics  
Director/  
Broadcasting*



**BEN COBIAN**  
*Strength &  
Conditioning*



**DARREN  
COELHO**  
*Assistant Athletics  
Director/  
Ticket Operations*



**AARON DYES**  
*Business  
Operations*



**MARYANN FOX**  
*Assistant Athletics  
Director/  
Development*



**JORDAN  
FRIEDMAN**  
*Spartan Sports  
Properties*



**MATT  
GOUDREAU**  
*Events & Facilities*



**DR. DAN  
HABER**  
*Team Physician*



**DR. MICHAEL  
HENEHAN**  
*Team Physician*



**CHRIS HOLDER**  
*Director of  
Strength &  
Conditioning*



**ERIC HOWITT**  
*Director of  
Equipment  
Services, Licensing  
& Branding*



**HISASHI IMURA**  
*Athletic Training*



**MIKE LANE**  
*Equipment*



**JEREMY  
LAYPORT**  
*Strength &  
Conditioning*



**PAUL  
LEUNG**  
*Business  
Operations*



**JAMES  
LUSTENADER**  
*Spartan  
Foundation*



**PAUL-WAYNE  
MAHLOW**  
*Athletic Training*



**LYNN MEADE**  
*Assistant Athletics  
Director/  
Compliance*



**MATT MILLER**  
*Business  
Operations*



**PAULA  
MINKLEIN**  
*Spartan  
Foundation*



**BRIAN  
MORANDI**  
*Sports Information*

# Athletics Staff & Head Coaches



**DR. ROBERT NISHIME**  
Team Physician



**DOUG OSUMI**  
Video Coordinator



**JOHN RALSTON**  
Special Assistant



**WHITNEY ROTROCK**  
Student Services  
Coordinator



**ERIC SABIN**  
Equipment



**VERONICA SEGOVIA**  
Compliance



**SCOTT SHAW**  
Director of Sports  
Medicine



**SANDI SMITH**  
Student Success  
Services



**FLOYD SPAIN**  
Ticket Operations



**JULIE STANSBERRY**  
Project  
Coordinator



**RICHARD STERN**  
Sports Information



**AMY VILLA**  
Sports Information



**JUSTIN WEAVER**  
Equipment  
Manager



**AUGIE ARGABRIGHT**  
Men's & Women's  
Cross Country  
Head Coach



**OSCAR CRESPO**  
Women's  
Volleyball  
Head Coach



**PAM DeCOSTA**  
Women's  
Basketball  
Head Coach



**JOHN DORMANN**  
Women's Golf  
Head Coach



**SAGE HOPKINS**  
Women's  
Swimming &  
Diving  
Head Coach



**JOHN KENNADAY**  
Men's Golf  
Head Coach



**JEFF LEIGHTMAN**  
Women's Soccer  
Head Coach



**MIKE MacINTYRE**  
Football  
Head Coach



**GEORGE NESSMAN**  
Men's Basketball  
Head Coach



**ANH-DAO NGUYEN-CHURCH**  
Women's Tennis  
Head Coach



**SAM PIRARO**  
Baseball  
Head Coach



**GARY ST. CLAIR**  
Men's Soccer  
Head Coach



**LOU TULLY**  
Women's Water  
Polo  
Head Coach



**PETER TURNER**  
Softball  
Head Coach



**WAYNE WRIGHT**  
Women's  
Gymnastics  
Head Coach



# Contact Directory (Area Code is 408)

## University Administration

Don W. Kassing, Interim President . . . . . 924-1177  
 Dr. Bill Campsey, NCAA faculty representative  
 (campsey\_b@cob.sjsu.edu) . . . . . 924-3428

## Athletics Administration

Tom Bowen, director of athletics . . . . . 924-1200  
 Linda Ozaki, administrative assistant  
 (linda.ozaki@sjsu.edu) . . . . . 924-1233  
 John Poch, senior associate athletics director / deputy director  
 of athletics (john.poch@sjsu.edu) . . . . . 924-1739  
 Marie Tuite, senior associate athletics director /  
 chief operating officer (marie.tuite@sjsu.edu) . . . . . 924-1730  
 Liz Jarnigan, associate athletics director / student services /  
 senior woman administrator (elizabeth.jarnigan@sjsu.edu)  
 . . . . . 924-2462  
 Matt Witty, associate athletics director / business operations  
 (matt.witty@sjsu.edu) . . . . . 924-1312  
 Michael Beaubien, assistant athletics director / marketing &  
 promotions . . . . . 924-1697  
 Mike Chisholm, assistant athletics director / broadcasting  
 (mike.chisholm@sjsu.edu) . . . . . 924-1244  
 Darren Coelho, assistant athletics director / ticket operations  
 (darren.coelho@sjsu.edu) . . . . . 924-SJTX  
 MaryAnn Fox, assistant athletics director / development  
 (maryann.fox@sjsu.edu) . . . . . 924-3300  
 Lynn Meade, assistant athletics director / compliance  
 (lynn.meade@sjsu.edu) . . . . . 924-1514

## Administrative Support Staff

Aaron Dyes, business operations . . . . . 924-1745  
 Eric Howitt, director of equipment services,  
 branding & licensing . . . . . 924-1267  
 Doug Kelley, maintenance mechanic . . . . . 924-1729  
 Mike Lane, equipment manager . . . . . 924-1258  
 Matt Miller, business operations . . . . . 924-1462  
 Paula Minklein, Spartan Foundation . . . . . 924-1218  
 Doug Osumi, video coordinator . . . . . 924-1276  
 Whitney Rotrock, student services director . . . . . 924-1349  
 Julie Stansberry, project coordinator . . . . . 924-1201  
 Justin Weaver, equipment manager . . . . . 924-1259

## Media Relations (FAX - 924-1291)

Lawrence Fan, sports information director  
 (ltfan@email.sjsu.edu) . . . . . 924-1217  
 Fan's cell phone . . . . . 768-3424  
 Amy Villa, associate sports information director  
 (amy.villa@sjsu.edu) . . . . . 924-1216  
 Richard Stern, assistant sports information director  
 (richard.stern@sjsu.edu) . . . . . 924-1208  
 Brian Morandi, sports information assistant  
 (brian.morandi@sjsu.edu) . . . . . 924-1211

## Spartan Ticket Office (Toll Free - 1-877-SJSUTIX)

Darren Coelho, assistant athletics director / ticket operations  
 (darren.coelho@sjsu.edu) . . . . . 924-SJTX

## Spartan Sports Properties

Jordan Friedman (jfriedman@learfield.com) . . . . . 924-2791

## Sports Medicine/Medical Staff

Scott Shaw, director of sports medicine . . . . . 924-1297  
 Shawna Bryant, assistant athletic trainer . . . . . 924-1263  
 Hisashi Imura, assistant athletic trainer . . . . . 924-1256  
 Paul-Wayne Mahlow, assistant athletic trainer . . . . . 924-1470  
 Dr. Michael Henehan, team physician . . . . . 995-5453  
 Dr. Dan Haber, team physician . . . . . 297-3484  
 Dr. Robert Nishime, team physician . . . . . 293-5807  
 Dr. Andre Chevalier, team physician . . . . . 241-8326

## Strength & Conditioning

Chris Holder, director . . . . . 924-1304  
 Jeremy Layport, assistant coach . . . . . 924-1392  
 Ben Cobian, assistant coach . . . . . 924-1210

## Student Success Services

Liz Jarnigan, director . . . . . 924-2462  
 Drew Agbay, academic advisor . . . . . 924-1576  
 Gina Archimede, academic advisor . . . . . 924-1578  
 Sandi Smith, academic advisor . . . . . 924-2461  
 Marwa Abbas, learning specialist . . . . . 924-1378

## Men's Basketball Office (FAX - 924-1694)

George Nessman, head coach . . . . . 924-1232  
 (george.nessman@sjsu.edu)  
 Brent Davis, assistant coach . . . . . 924-1222  
 (brent.davis@sjsu.edu)  
 Talvin Hester, assistant coach . . . . . 924-1316  
 (talvin.hester@sjsu.edu)  
 Donald Williams, assistant coach . . . . . 924-1221  
 (donald.williams@sjsu.edu)  
 Durwood McCoy, director of men's basketball . . . . . 924-1223  
 operations (durwood.mccoy@sjsu.edu)

## Head Coaches

Augie Argabright (17th year), cross country . . . . . 924-1465  
 Oscar Crespo (4th year), women's volleyball . . . . . 924-1242  
 Pam DeCosta (4th year), women's basketball . . . . . 924-1241  
 John Dormann (6th year), women's golf . . . . . 924-1250  
 Sage Hopkins (6th year), women's swimming . . . . . 924-1225  
 John Kennaday (6th year), men's golf . . . . . 924-1251  
 Mike MacIntyre (1st year), football . . . . . 924-1266  
 George Nessman (6th year), men's basketball . . . . . 924-1232  
 Anh-Dao Nguyen-Church (19th year), women's tennis . . . . . 924-1327  
 Sam Piraro (24th year), baseball . . . . . 924-1255  
 Jeff Leightman (3rd year), women's soccer . . . . . 924-1718  
 Gary St. Clair (21st year), men's soccer . . . . . 924-1261  
 Lou Tully (15th year), women's water polo . . . . . 924-1523  
 Peter Turner (5th year), softball . . . . . 924-1253  
 Wayne Wright (10th year), women's gymnastics . . . . . 924-1390



# Student-Athlete Success



**T**oday's Spartan student-athlete has more opportunities to succeed academically than ever before. Located in the Simpkins Stadium Center, the Scott Gadway Academic Center was dedicated in January 2003. Here, student-athletes have a place to study, work with tutors, utilize computers, seek academic advice and achieve their academic goals.

The Scott Gadway Academic Center is a gift from alums Stan and Marilyn Gadway, to honor their late son, Scott, a 1991 San Jose State graduate who majored in aeronautics. He died in a 1996 skydiving accident.

The facility's spirit is echoed at its entrance:

"May all students who use this room share Scott's love and lust for life and his desire to be the very best that one could be in every pursuit."

*LIZ  
JARNIGAN  
Student Success  
Services  
Director*



*DREW  
AGBAY  
Student Success  
Services  
Advisor*



*GINA  
ARCHIMEDE  
Student Success  
Services  
Advisor*



*SANDI  
SMITH  
Student Success  
Services  
Advisor*

## Academic all-conference selections

(1996-present – Western Athletic Conference)



*Brad Kennett, F  
1999*



*Billy Landram, F  
2001*



*Brett Lilly, F  
2003 & 2004*



*Eric Bloom, G  
2005*



*Tyree Gardner, G  
2006*



*Kenny Smith, F  
2006*



*Lance Holloway, F  
2007, 2008*



*Mac Peterson, G  
2010*

## San Jose State University Undergraduate Academic Programs

### BACHELOR OF ARTS

Afro-American Studies  
Anthropology  
Art  
Behavioral Science  
Biological Science  
Chemistry  
Child Development  
Chinese  
Creative Arts  
Dance  
Economics  
English  
Environmental Studies  
French  
Geography  
Geology  
History  
Humanities  
Industrial Arts

Japanese  
Liberal Studies  
Linguistics  
Mathematics  
Music  
Natural Science  
Philosophy  
Physical Science  
Psychology  
Radio-Television  
Religious Studies  
Social Science  
Social Work  
Sociology  
Spanish  
Special Major  
Speech-Communication  
Speech Pathology & Audiology  
Theatre Arts

### BACHELOR OF SCIENCE

Advertising  
Aerospace Engineering  
Applied & Computational Mathematics  
Aviation  
Maintenance Operations  
Biological Science  
Business Administration  
Accounting  
Finance  
Human Resources  
International Business  
Management  
Information Systems  
Manufacturing  
Marketing

Chemical Engineering  
Chemistry  
Civil Engineering  
Computer Science  
Criminal Justice  
Administration  
Economics  
Electrical Engineering  
Engineering  
Environmental Studies  
Geology  
Graphic Design  
Health Science  
Hospitality  
Management  
Industrial Design  
Industrial & Systems  
Engineering  
Industrial Technology  
Interior Design

Journalism  
Kinesiology  
Materials Engineering  
Mechanical Engineering  
Meteorology  
Nursing  
Nutritional Science  
Occupational Therapy  
Physics  
Public Relations  
Recreation  
Special Major

### BACHELOR OF MUSIC

### BACHELOR OF FINE ARTS IN ART



# Culture of Champions

- 7 Olympic Games gold medal winners
- 10 NCAA team championships – most by any current Western Athletic Conference school
- 50 NCAA Division I individual champions – most by any current Western Athletic Conference school
- In the last five years, the San Jose State University baseball, women’s cross country, women’s golf, women’s gymnastics, men’s soccer and football teams have competed in NCAA Championship action.
- A winning record in post-season football bowl games including a victory in the 2006 New Mexico Bowl.
- The 2000 San Jose State University baseball team advanced to the College World Series.
- In the last five years, the San Jose State women’s water polo, men’s soccer, women’s golf and baseball teams were nationally-ranked in the top-20.
- National team members in the sports of football, softball, women’s volleyball and water polo.
- Current head coaches from the sports of men’s soccer, baseball, women’s gymnastics, women’s soccer and women’s golf have been named the conference Coach of the Year.



San Jose State participated in the 2000 College World Series.



In 2007, Dwight Lowery (left) was a first-team All-America cornerback. In 2008, Jarron Gilbert (right) was the Football Bowl Subdivision (FBS) national leader in tackles for loss.



Olivier Saint-Jean became Tariq Abdul-Wahad in 1997. The former first-round draft choice played eight seasons in the NBA.



Kevin Frandsen played for the Los Angeles Angels of Anaheim in 2010.



Juli Inkster is one of two Spartans in the LPGA Hall of Fame.



Lee Evans set a world and Olympic Games record winning the 400-meter dash at the 1968 Olympics.




Tommie Smith (center) and John Carlos (right) are on the victory stand following Smith’s world and gold medal record-setting performance at the 1968 Olympic Games in Mexico City.



Peter Ueberroth was commissioner of Major League Baseball from 1984 through 1989. He was the President of the Los Angeles Olympic Organizing Committee that ran the 1984 Summer Olympics.

# Culture of Champions



*The late-Bill Walsh coached the San Francisco 49ers to three Super Bowl victories in 10 seasons and is a member of the Pro Football Hall of Fame.*



*Patty Sheehan is a member of the LPGA Hall of Fame.*



*Joe Nedney has scored more points than any other Spartan football player who played in the NFL. In his 16th season, he kicks for San Francisco.*



*Two-time All-American Arron Oberholser won the 2006 AT&T Pebble Beach Pro-Am and is one of the PGA Tour's top money winners.*

*C.J. Brown (right) played on the U.S. National men's soccer team from 1998 through 2003. In 2010, he completed his 13th MLS season and is the all-time leader in games played for the Chicago Fire.*



*Ken Venturi was the 1964 U.S. Open men's golf champion and Sports Illustrated's "Man of the Year."*



*Dick Vermeil is the only football head coach with wins in a Rose Bowl and a Super Bowl.*

## Spartan Alums Active in Selected Professional Sports

### Major League Baseball (MLB)

Kevin Frandsen, IF, Los Angeles Angels  
Brad Kilby, P, Oakland A's

Gary Hughes, Special Asst. to the G.M.,  
Chicago Cubs

### National Football League (NFL)

Rashied Davis, WR, Chicago Bears  
Coye Francies, CB, Cleveland Browns  
Jarron Gilbert, DL, New York Jets  
James Jones, WR, Green Bay Packers  
Dwight Lowery, CB, New York Jets  
Joe Nedney, K, San Francisco 49ers  
Christopher Owens, CB, Atlanta Falcons

Gill Byrd, Assistant Coach, Chicago Bears  
James Saxon, Assistant Coach,  
Kansas City Chiefs

### Men's Golf

Arron Oberholser (PGA Tour)  
Mark Wiebe (Champions Tour)

### Women's Golf (LPGA)

Dina Ammaccapane  
Pat Hurst  
Juli Inkster  
Janice Moodie

### Major League Soccer (MLS)

C.J. Brown, Chicago Fire



# Strength & Conditioning


## The Koret Athletic Training Center

The Koret Athletic Training Center, opened in November 2001, is a state-of-the-art facility that encompasses over 10,000 square-feet of training space and is located adjacent to Spartan Stadium, the athletic locker rooms and the football practice field.

The Koret Athletic Training Center also contains a 1,000-square-foot rehabilitation and training room that services physical therapy and sports-specific rehabilitation. The facility enables the sports medicine staff of athletic trainers, doctors, and physical therapists to provide the best possible care to help prevent and rehabilitate injuries.

### “Our Philosophy”

- We teach a hands-on approach where the student-athlete is expected to develop a comprehensive understanding of not only the How’s, but also the Why’s of our program.
- We teach correct movement patterns to optimize efficiency and performance.
- Our program design is centered on ground-based, free weight, multi-joint movements that will transfer to the playing field and keep our student-athletes out of our sports medicine facility.
- Our primary concern is the development of speed in all our sports.
- We develop speed and flexibility through strength.
- Our speed program consists of functional and straight-line speed training. Functional means acceleration, deceleration and change-of-direction work.
- We train through an entire range-of-motion in all lifts to enhance active flexibility, develop strength to prevent injury, and unlock joints with mobility issues.
- Olympic-based movements are utilized for speed of movement, active flexibility and dynamic stability.
- Squats and deadlifts have a permanent home in our program for developing hip strength and back stability. Single-leg variations are used to fix strength imbalance and lateral deficits.



*“The Koret Athletic Training Center is one of the ‘crown jewels’ of the San Jose State University athletics program. The sheer size of the facility stops you in your tracks. We have everything a strength and conditioning program could conceivably need at our fingertips. Our student-athletes and coaches are truly blessed to have such a beautiful facility.” – Chris Holder, San Jose State director of strength & conditioning*

# Jeff Garcia Hall of Champions



The Jeff Garcia Hall of Champions is the latest addition to the San Jose State Athletics Department. Located in the Koret Athletic Training Center, this interactive display features great athletes, great teams, great event and moments in San Jose State Athletics history. Former Spartan athletes that became famous after graduation, great donors, great coaches and administrators are on display. A larger-than-life sized Spartan mascot is located outside the Hall of Champions. Also displayed in The Jeff Garcia Hall of Champions is the San Jose State Sports Hall of Fame which includes over 300 former players and coaches.



The Jeff Garcia Hall of Champions is located inside the Koret Athletic Training Center.



Jeff Garcia played his 17th season as a pro in 2010.

"I am excited to be able to give something of this magnitude back to San Jose State University," Garcia said in 2001. "They have been such an integral part in my life. I am just happy to be at a point in life that I can do something like this....My family and I are proud to create this legacy that will always serve as a reminder of how much San Jose State means to me."

*"San Jose State has been a stepping stone that has provided me an education, a degree and of course, the tools I needed to be successful in the NFL." – Jeff Garcia*

Garcia was a quarterback on the 1991, 1992 and 1993 San Jose State teams. As a sophomore, he was third nationally in passing efficiency. He led San Jose State to its first win in school history over a Big Ten Conference team, the University of Minnesota, and went on to receive honorable mention All-America recognition in 1992. The school record holder for total offense with 7,274 yards was named the Outstanding Offensive Player at the 1994 East-West Shrine All-Star Game in Palo Alto, Calif.

Professionally, he played five seasons (1994-1998) for the Calgary Stampeders of the Canadian Football League, was a four-time all-star and led the team to the 1998 Grey Cup championship. Garcia joined the San Francisco 49ers in 1999 and took the team to playoff appearances in 2001 and 2002. He continued his NFL career with the Cleveland Browns (2004), Detroit Lions (2005), Philadelphia Eagles (2006, 2009), and the Tampa Bay Buccaneers (2007-08). Garcia earned his undergraduate degree as a business administration major from San Jose State University through the National Football League's Continuing Education Program.



An interactive display features Spartan highlights.



San Jose State's 10 NCAA team championships are featured in one display.



Neil Parry's inspirational story can be seen in the Jeff Garcia Hall of Champions.



The Hall of Fame has more than 350 inductees.



# Athletics Facilities



*The San Jose State University women's volleyball and women's gymnastics teams compete in the recently renovated Spartan Gym located on the main campus. Every seat places the spectator on top of the action.*



*Muni Stadium (top) and Blethen Field (below) are the two homes of the San Jose State baseball team. The facilities are across the street from one another and a short walk from Spartan Stadium.*




*Spartan Stadium also serves as the home for the San Jose State University men's and women's soccer teams. The stadium has been the site of the NCAA Women's College Cup and Women's World Cup soccer.*



*The men's and women's golf teams play at outstanding courses within a 30-mile radius.*

# Athletics Facilities



*The football offices, team meeting rooms, Student Success Services personnel and Scott Gadway Academic Center are in the Simpkins Stadium Center, which is located between Spartan Stadium and the Koret Athletic Training Center.*



*Spartan Stadium is the home of the San Jose State University football team. "Spartan Stadium is a great place to play," says Dick Tomey, head coach of the Spartans.*



*The San Jose State Softball Field is an on-campus facility located across the street from Spartan Stadium. Barbeques behind the outfield fence are a very popular activity.*



*The San Jose State University women's water polo team competes at the Aquatics Center located on the main campus.*



*The Division of Intercollegiate Athletics is housed in the Alan B. Simpkins Intercollegiate Athletics Administration Building. The street address is 1393 S. 7th Street, next to the corner of 7th and Alma.*



*The Aquatics Center, across the street from The Event Center, is the home of the women's swimming and diving team. There is plenty of pool area for recreational swimming.*



# Notes to the Media

**Credential Requests:** Press table, photo, and scouting credential requests should be directed to: Lawrence Fan, Sports Information Director. Credentials are limited to working press filing game stories, accredited representatives of the media and personnel assigned by San Jose State University.

**Directions to The Event Center:** Walt McPherson Court in The Event Center is located on the corner of Seventh and San Carlos streets. Easiest freeway access is Interstate 280. Take the Seventh street exit and follow the signs to San Jose State University.

**Media Parking:** Parking is available at the San Jose State University Seventh Street garage. Arrive at least an hour before tipoff to avoid congestion. The garage parking fee is \$8.00.

Television crew members involved with play-by-play telecasts should park the production truck at the Center's loading dock a minimum of five hours before tipoff. Play-by-play television contractual arrangements must be made with the sports information office in advance.

**Telephones:** POTS telephone service is available in the press room adjacent to the playing floor. For commercial radio stations, ISDN and/or regular dial lines are available at a courtside location. When placing a long-distance call from Walt McPherson Court, dial "7" and call "COLLECT."

**Statistics & Services:** Complete game statistics and play-by-play accounts will be distributed as soon as they become available. FAX service, wireless internet access at courtside and in the media work room and ethernet connections are available.

**Photographers:** The photography areas at The Event Center are limited to the baseline areas at each end of the floor. No standing during live-ball situations. Courtside work stations are available with advance notice.

**Strobe lights:** Photographers interested in using strobe lights must secure joint permission from The Event Center and the sports information office. Photographers are not allowed in the catwalks above the court during the game.

**Scouts:** Passes are issued to scouts in accordance with conference and NCAA guidelines. Advance notice is appreciated.

**Press Room Food Service:** Typically, soft drinks and light foods are available in the media work room kitchen. Media members can purchase solid food from one of The Event Center's concession stands located on the mezzanine level.

**Websites:** The official San Jose State University athletics' website address is [www.sjsuspartans.com](http://www.sjsuspartans.com). Player and coaches' biographies, game stories, box scores and current statistics are available on [www.sjsuspartans.com](http://www.sjsuspartans.com).

Western Athletic Conference information is available at [www.wacsports.com](http://www.wacsports.com).

NCAA statistics and statistical rankings are available at <http://www.ncaa.com/sports/m-baskbl/stats/ncaa-m-baskbl-stats-index.html>.

**Weekday Telephone Interviews:** Players and coaches are available for telephone interviews with out-of-town media. Requests should be made at least one day in advance.

**Wireless Internet Access:** Free wireless internet access is available to the broadcast and print media at courtside of Walt McPherson Court at The Event Center. Wireless internet access also is available in the media work room.

## 2010-11 Television Schedule (as of 11/1/10)

Jan. 15	at New Mexico St.	AggieVision/ Fox Sports Arizona
Jan. 22	at Hawai'i	KFVE TV
Jan. 29	Fresno State	WAC Sports Network/ Comcast SportsNet California
Feb. 12	Nevada	WAC Sports Network/ Comcast SportsNet California
Feb. 22	New Mexico St.	ESPN2
Mar. 10	WAC Tournament	ESPNU
Mar. 11	WAC Tournament	ESPN2
Mar. 12	WAC Tournament	ESPN2



LAWRENCE FAN  
Sports Information  
Director



AMY VILLA  
Associate Director



RICHARD STERN  
Assistant Director



BRIAN MORANDI  
SID Assistant



DOM URRUTIA  
Student Assistant



# Media Directory



## NEWSPAPERS

*San José Mercury News*, 750 Ridder Park Dr., San José, CA 95190. (408) 920-5354, (408) 920-5244 (FAX). [www.mercurynews.com](http://www.mercurynews.com). Mark Purdy, Tim Kawakami (Columnists), Jon Wilner, Elliott Almond, Mark Emmons (college beat).

*San Francisco Chronicle*, 901 Mission St., San Francisco, CA 94103. (415) 777-7201, (415) 543-3754 (FAX). [www.sfgate.com](http://www.sfgate.com). John Crumacker, Tom Fitzgerald, Steve Kroner (college beat).

*Bay Area News Group*, 4770 Willow St., Pleasanton, CA 94588. (800) 488-2070, (925) 416-4874 (FAX). [www.angnewspapers.com](http://www.angnewspapers.com). Cam Inman, Gary Peterson, Monte Poole (Columnists), Jeff Farauo (College beat).

*Spartan Daily*, San José State University, San José, CA 95192. (408) 924-3280, (408) 924-3237 (FAX). [www.thespantandaily.com](http://www.thespantandaily.com).

## RADIO

*KLIV-AM (Co-flagship)*, P.O. Box 995, San Jose, CA 95109. (408) 293-8030. [www.kliv.com](http://www.kliv.com).

*KCBS-AM*, 865 Battery Street, San Francisco, CA 94111. (415) 765-4062, (415) 765-4080 (FAX). [www.kcbs.com](http://www.kcbs.com). Hal Ramey (Sports director), Steve Bitker, Dave Lewis.

*KGO-AM*, 900 Front St., San Francisco, CA 94111. (415) 954-8142, (415) 954-8686 (FAX). [www.kgo.com](http://www.kgo.com). Rich Walcoff, Kevin Ratich.

*KNBR 680-AM and 1050-AM*, 55 Hawthorne St., 11th floor, San Francisco, CA 94111. (415) 995-6807, (415) 995-6835 (FAX). [www.knbr.com](http://www.knbr.com). Ralph Barbieri, Rod Brooks, Damon Bruce, Bob Fitzgerald, Brian Murphy, Gary Radnich, Tom Tolbert (weekday talk hosts).

*KSJS-FM (Co-flagship)*, San José State University, San José, CA 95192. (408) 924-4548, (408) 924-4583 (FAX). [www.ksjs.org](http://www.ksjs.org).

## TELEVISION

*KNTV-TV*, 2450 N. First St., San José, CA 95131. (408) 432-4765, (408) 432-4425 (FAX). [www.nbc11.com](http://www.nbc11.com). Raj Mathai (Sports director), Laurence Scott.

*KRON-TV*, 1101 Van Ness Ave., San Francisco, CA 94109. (415) 561-8981, (415) 561-8136 (FAX). [www.kron.com](http://www.kron.com). Gary Radnich (Sports director), Vernon Glenn.



*KPIX-TV*, 855 Battery St., San Francisco, CA 94111. (415) 765-8675, (415) 765-8973 (FAX). [www.kpix.com](http://www.kpix.com). Dennis O'Donnell (Sports director), Kim Coyle.

*KGO-TV*, 900 Front St., San Francisco, CA 94111. (415) 954-7934, (415) 956-6402 (FAX). [www.kgo.com](http://www.kgo.com). Larry Beil (sports director), Mike Shumann.

*KTVU-TV*, 2 Jack London Sq., Oakland, CA 94607. (510) 874-0254 or (510) 817-6840, (510) 451-2610 (FAX). [www.ktvu.com](http://www.ktvu.com). Mark Ibanez (Sports director), Joe Fonzi, Fred Inglis.

*KSBW-TV*, P.O. Box 81651, Salinas, CA 93912. (831) 424-1198, (831) 424-0124 (FAX). [www.ksbw.com](http://www.ksbw.com). Dennis Lehen (Sports director).

*Update TV*, San José State University, San José, CA 95192. (408) 924-3250.

*Comcast SportsNet Bay Area*, 370 Third St., 2nd floor, San Francisco, CA 94107, (415) 615-4600. [www.csnbayarea.com](http://www.csnbayarea.com). Damon Andrews, Mindi Bach, Dave Benz, Kate Longworth, Matt Morrison, Scott Reiss, Jaymee Sire, Henry Wofford (Anchors & reporters).

## NEWS SERVICES

*Associated Press*, 303 Second St., Suite 680N, San Francisco, CA 94107. (415) 495-1708, (415) 495-4967 (FAX). [www.ap.org](http://www.ap.org). Janie McCauley, Josh Dubow, Rick Eymer, Antonio Gonzalez.



Mike Chisholm (left) with Coach Nessman.

## ON THE RADIO

The Spartan Network and Learfield Sports produce all San Jose State basketball broadcasts. Games will be broadcast on KSJS (90.5 FM, San Jose) and KLIV (1590 AM, San Jose).

KLIV broadcasts include Nov. 28 vs. UC Riverside; Dec. 12 vs. Eastern Washington; Dec. 18 at Seattle U.; Jan. 8, vs. Idaho; Jan. 15, at New Mexico State; Jan. 22, at Hawai'i; Jan. 29 vs. Fresno State; Feb. 5, at Nevada; Feb. 12, vs. Nevada; the Feb. 19 Bracket Buster game; Feb. 26, vs. Louisiana Tech; and March 5 at Boise State.

Each broadcast includes a 30-minute pregame and postgame show. San Jose State head coach George Nessman will share his views with the award-winning play-by-play voice of the Spartans, Mike Chisholm, and the listening audience.



# 2011 NCAA Division I Men's Basketball Championship

Second Round\*

Third Round\*

Regionals

National Semifinals

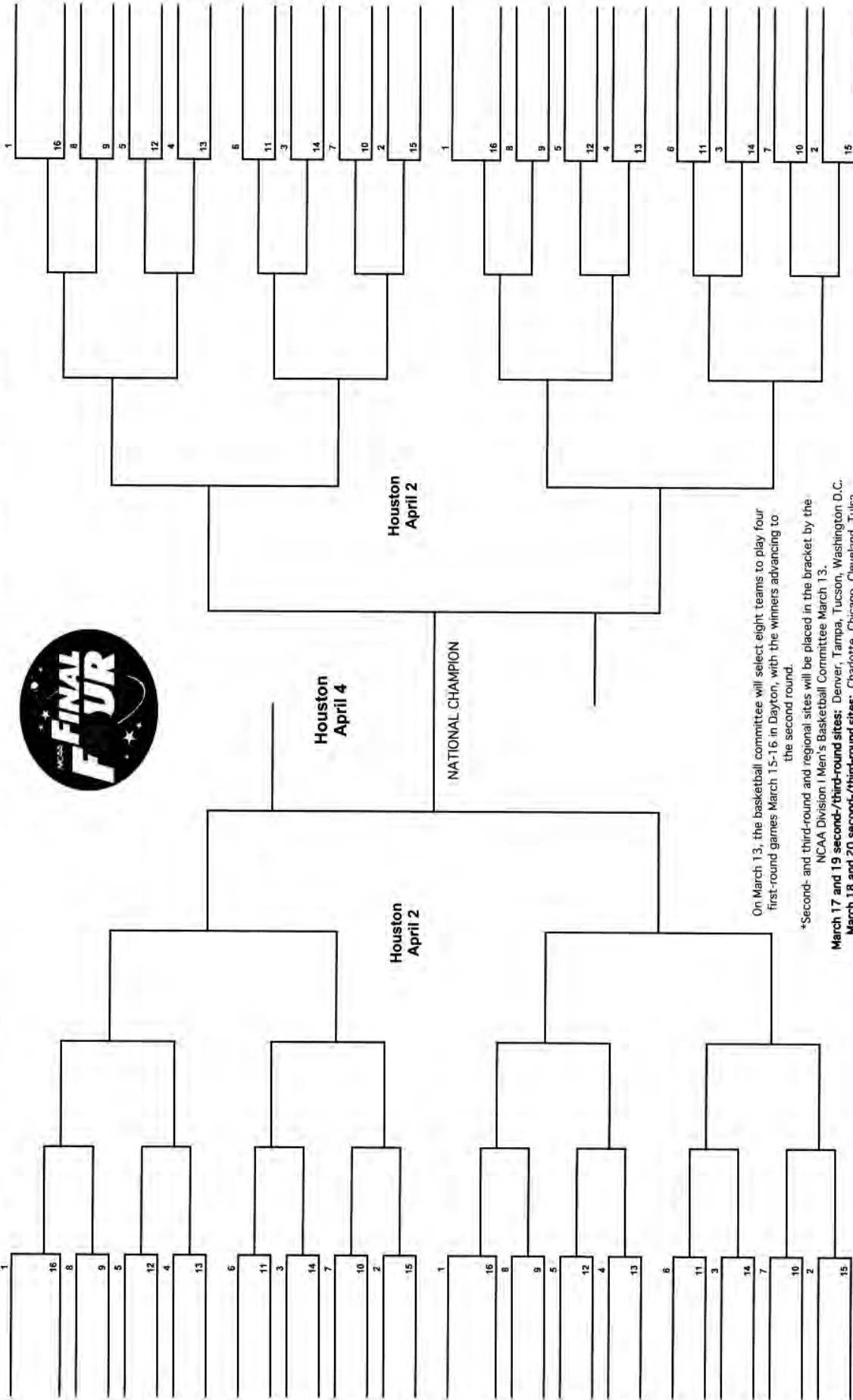
National Championship

National Semifinals

Regionals

Third Round\*

Second Round\*



On March 13, the basketball committee will select eight teams to play four first-round games March 15-16 in Dayton, with the winners advancing to the second round.

\*Second- and third-round and regional sites will be placed in the bracket by the NCAA Division I Men's Basketball Committee March 13.

**March 17 and 19 second-/third-round sites:** Denver, Tampa, Tucson, Washington D.C.

**March 18 and 20 second-/third-round sites:** Charlotte, Chicago, Cleveland, Tulsa

**March 24 and 26 regional sites:** Anaheim, New Orleans

© 2010 National Collegiate Athletic Association. No commercial use without the NCAA's written permission.

**PREPARE  
FOR  
COMBAT**



**DRIVE HARD TO THE HOOP,  
SLOW DOWN FOR NO ONE**

LeBron James is wearing NIKE Pro Combat Hyperstrong Compression Basketball Top, Hyperstrong Basketball V3 Short, Hyperstrong Elbow Sleeve and the NIKE Soldier IV shoes.

# 2010 - 2011 BASKETBALL SCHEDULE

Date	Opponent	Time (All Local)	
Sat, Nov 6	Whitman (Exhibition)	5:00 p.m.	
Fri, Nov 12	@Eastern Washington	5:35 p.m.	
Wed, Nov 17	USF	7:00 p.m.	
Sat, Nov 20	Oregon	2:00 p.m.	
Wed, Nov 24	@Cal State Bakersfield	7:00 p.m.	
Sun, Nov 28	UC Riverside	2:00 p.m.	
Tue, Nov 30	@Texas San Antonio	7:00 p.m.	
Sat, Dec 4	@UC Irvine	7:00 p.m.	
Fri, Dec 10	Santa Clara	7:00 p.m.	
Sun, Dec 12	Eastern Washington	1:00 p.m.	
Sat, Dec 18	@Seattle University	5:00 p.m.	
Wed, Dec 22	Puget Sound	7:00 p.m.	
Wed, Dec 29	@Fresno State *	8:00 p.m.	
Fri, Dec 31	@Utah State *	7:00 p.m.	
Thu, Jan 6	Boise State *	7:30 p.m.	
Sat, Jan 8	Idaho *	7:30 p.m.	
Thu, Jan 13	@Louisiana Tech *	7:00 p.m.	
Sat, Jan 15	@New Mexico State *	7:00 p.m.	
Sat, Jan 22	@Hawai'i *	7:00 p.m.	
Thu, Jan 27	Utah State *	7:00 p.m.	
Sat, Jan 29	Fresno State *	7:00 p.m.	WAC Sports Network
Thu, Feb 3	@Idaho *	7:00 p.m.	
Sat, Feb 5	@Nevada *	7:30 p.m.	
Sat, Feb 12	Nevada *	7:00 p.m.	WAC Sports Network
Tue, Feb 15	Montana State	7:00 p.m.	
Sat, Feb 19	ESPN Bracket Buster	TBA	
Wed, Feb 23	New Mexico State *	8:00 p.m.	ESPN2
Sat, Feb 26	Louisiana Tech *	5:00 p.m.	
Thu, Mar 3	Hawai'i *	7:30 p.m.	
Sat, Mar 5	@Boise State *	7:05 p.m.	
<b>WAC Tournament</b>			
Wed, Mar 9	@Las Vegas, Nev.	TBA	
Thu, Mar 10	@Las Vegas, Nev.	TBA	ESPNU
Fri, Mar 11	@Las Vegas, Nev.	TBA	
Sat, Mar 12	@Las Vegas, Nev.	TBA	ESPN2

Home Games played at Walt McPherson Court in the San Jose State Event Center

\*Western Athletic Conference contest



[WWW.SJSUSPARTANS.COM](http://WWW.SJSUSPARTANS.COM)