

SAN JOSÉ STATE UNIVERSITY



Baseball 2018





GENERAL INFORMATION

QUICK FACTS

Location	San Jose, CA 95192
Enrollment	32,773
Founded	1857
Affiliation	NCAA Division I
Conference	Mountain West
Nickname	Spartans
Colors	Gold, White, & Blue
President	Dr. Mary Papazian
NCAA Faculty Representative	Sen Chiao
Director of Athletics	Marie Tuite
Sr. Assoc. Athletics Director/Baseball Administrator	Blake Sasaki
Home Facility	Municipal Stadium (5,200)
Municipal Stadium Dimensions (L to R)	320-365-390-365-320
Press Box Phone	(408)-924-7276
Ticket Office	(408)-924-7589
2017 Overall Record	19-35-1
2017 MW Record/Finish	10-18-1/6th
2017 Postseason	None

COACHING STAFF

Interim Head Coach	Brad Sanfilippo
Overall Record at San José State, Seasons	0-0-0, 1st Season
Assistant Coach	Tyler LaTorre
Volunteer Assistant Coach	Clay Cederquist
Director of Baseball Operations	Robert Buchanan
Equipment Manager	Randy Venters
Athletic Trainer	Theresa Gethins
Baseball Office Phone	(408)-924-1262
Baseball Office Fax	(408)-924-1301

MEDIA RELATIONS

Athletics Media Relations Director	Lawrence Fan
Athletics Media Relations Office Phone	(408)-924-1217
Baseball SID Contact	Brock Hart
Email	brock.hart@sjsu.edu
Cell Phone	(661)-877-7140
Office Phone	(408)-924-1211
Office Fax	(408)-924-1291
Athletics Department Phone	(408)-924-1200
Website	www.sjsuspartans.com

TABLE OF CONTENTS

Roster	6-9
Calendar	10-11
2017 Statistics	12-13
Coaching Staff	14-21
2017 Spartans	22-63
MLB Draft History	64-65
NCAA Tournament History	66-69
Awards & Honors	70-77
All-Time Letterwinners	78-85
Record Book	86-95
Yearly Leaders	96-99
All-Time Series	100
Year-By-Year Results Since 1987	101-121
Coaching History	122
Spartan Hall of Fame	123
2017 Mountain West Baseball	124
2018 Schedule	125

SOCIAL MEDIA

Twitter	@sjsubaseball
.....	@sjsuathletics
Facebook	/SJSUSpartansBaseball
Instagram	@SJSUBaseball

TM





SAN JOSÉ STA

University

Ranked in the top 15 master's-level public universities in the West by U.S. News & World Report in its annual survey of "America's Best Colleges."

The number one supplier of education, engineering, computer science and business graduates to Silicon Valley, the world's high tech capital.



ATE



PRESIDENT

Mary Papazian



ATHLETICS DIRECTOR

Marie Tuite

Through its eight colleges, the university offers 145 areas of study with an additional 108 concentrations.

San José State is immensely proud of the accomplishments of its 226,000 alumni, 75 percent of whom live and work in the Bay Area.

2018 Roster

NUMERICAL ROSTER

ALPHABETICAL ROSTER

#	Name	Pos	B/T	Ht	Wt	Yr	Ex	Hometown (Last School)
1	Brett Bautista	OF	L/L	6-0	210	SR	2v	Granite Bay, Calif. (Granite Bay HS)
2	Kent Burckle	INF	L/R	5-8	160	JR	TR	San Clemente, Calif. (Saddleback JC)
3	David Campbell	INF	L/R	6-3	225	SR	3V	Colfax, Calif. (Colfax HS)
4	Kellen Strahm	OF	R/R	6-1	210	SO	1V	Eugene, Oreg. (Lane CC)
6	Chris Williams	OF	L/L	6-0	205	SR	2V	Antioch, Calif. (San Joaquin Delta College)
7	Zachary Wallace	LHP	L/L	5-10	180	JR	2V	Fremont, Calif. (Washington HS)
9	Jonny Mendoza	C	R/R	5-7	190	SO	1V	Sunnyvale, Calif. (Saint Francis HS)
10	Frank Scalzo, Jr.	RHP	S/R	6-3	185	FR	HS	Vista, Calif. (Vista HS)
11	Aaron Pleschner	INF	R/R	6-0	190	JR	2V	Redwood City, Calif. (Carlmont HS)
12	Wesley Clawson	LHP	L/L	6-1	205	FR	HS	Red Bluff, Calif. (Red Bluff HS)
13	Sawyer Pittman	INF	R/R	5-8	165	JR	TR	Sanger, Calif. (Reedley College)
14	Samuel Olsson	C	R/R	6-1	213	FR	HS	Eugene, Oreg. (Sheldon HS)
15	Jack Colette	OF	L/R	6-0	190	FR	HS	Torrance, Calif. (St. John Bosco)
16	Tevin Cadola	RHP	R/R	6-2	180	SR	TR	Yreka, Calif. (Butte College)
17	Jason DuMont	INF	S/R	5-11	190	FR	HS	Portland, Oreg. (Sunset HS)
19	Fineas Del Bonta-Smith	RHP	R/R	6-0	195	JR	TR	Soquel, Calif. (Delta College)
20	Andrew Mitchel	LHP	L/L	6-1	195	JR	TR	Atwater, Calif. (Grossmont College)
21	Michael Bowes	OF	R/R	5-11	202	JR	TR	Los Altos, Calif. (Mission College)
23	Jace Duty	C	R/R	6-0	195	JR	TR	Newport, Oreg. (Chemeketa CC)
24	Kyle Morrison	INF	R/R	5-11	210	SR	2V	San Jose, Calif. (Leigh HS)
25	Connor Konishi	LHP	L/L	6-1	195	FR	HS	San Diego, Calif. (Helix Charter HS)
26	Anders Davidson	OF	R/R	6-1	195	SO	HS	Walla Walla, Washington (Walla Walla HS)
27	Cameron Keup	RHP	R/R	6-3	210	SR	1V	Elk Grove, Calif. (Cosumnes River College)
28	Santiago Cantu	INF	R/R	5-10	168	FR	HS	Patterson, Calif. (Patterson HS)
30	Travis Sanders	RHP	R/R	5-11	180	JR	TR	Hood River, Oreg. (Linn-Benton CC)
31	Brandon Ross	LHP	L/L	6-0	190	FR	HS	Murrieta, Calif. (Vista Murrieta HS)
32	Joshua Goldberg	RHP	R/R	5-10	205	SR	3V	Long Beach, Calif. (Wilson HS)
33	Nicholas Morales	RHP	R/R	6-2	225	FR	HS	Downey, Calif. (St. John Bosco HS)
34	Jake Swiech	RHP	R/R	6-3	215	SR	2V	Lancaster, Calif. (Paraclete HS)
35	Shane Timmons	INF	R/R	6-0	225	SR	3V	Rancho Mission Viejo, Calif. (Capistrano Vally HS)
38	Josh Zanger	RHP	R/R	5-11	200	SO	1V	Hollister, Calif. (Palma HS)
39	Walker Brinkman	RHP	R/R	6-0	170	FR	HS	Brentwood, Calif. (Heritage HS)
40	Hayden Houser	OF	R/R	5-9	190	FR	HS	Flower Mound, Texas (Flower Mound HS)
41	Justin Watland	RHP	R/R	6-4	205	JR	TR	Reno, Nev. (Feather River College)
44	Ruben Ibarra	INF	R/R	6-5	285	FR	HS	Watsonville, Calif. (St. Francis HS)

#	Name	Pos
1	Brett Bautista	OF
21	Michael Bowes	OF
39	Walker Brinkman	RHP
2	Kent Burckle	INF
16	Tevin Cadola	RHP
3	David Campbell	INF
28	Santiago Cantu	INF
12	Wesley Clawson	LHP
15	Jack Colette	OF
26	Anders Davidson	OF
19	Fineas Del Bonta-Smith	RHP
17	Jason DuMont	INF
23	Jace Duty	C
32	Joshua Goldberg	RHP
40	Hayden Houser	OF
44	Ruben Ibarra	INF
27	Cameron Keup	RHP
25	Connor Konishi	LHP
9	Jonathan Mendoza	C
20	Andrew Mitchel	LHP
33	Nicholas Morales	RHP
24	Kyle Morrison	INF
14	Samuel Olsson	C
13	Sawyer Pittman	INF
11	Aaron Pleschner	INF
31	Brandon Ross	LHP
30	Travis Sanders	RHP
10	Frank Scalzo Jr.	RHP
4	Kellen Strahm	OF
34	Jake Swiech	RHP
35	Shane Timmons	INF
7	Zachary Wallace	LHP
41	Justin Watland	RHP
6	Chris Williams	OF
38	Josh Zanger	RHP

PRONUNCIATION GUIDE

Tevin CadolaCAH-dou-la
Cameron KeupKOY-p
Aaron PleschnerPlesh-ner
Jake SwiechSwitch
Ruben Ibarraih-bar-a
Connor KonishiCone-ishi

COACHING STAFF

5 Interim Head Coach: Brad Sanfilippo (UC Davis, 1998), 1st season
8 Assistant Coach: Tyler LaTorre (University of California Davis, 2006), 1st season
36 Volunteer Assistant Coach: Clay Cederquist (Sacramento State, 2014), 1st season
29 Volunteer Assistant Coach: Michael Breen (San José State University, 2017), 1st

HOMETOWN

California..... 27
Oregon 4
Washington..... 2
Texas 1
Nevada..... 1

CLASS

Freshmen 12
Sophomore 4
Junior 9
Senior..... 10

POSITION

RHP 12
LHP 5
INF 9
OF..... 7
C..... 3



ROSTER *Information*

TOP RETURNING POSITION PLAYERS (2017 STATISTICS)

Name	Cl.	Pos.	GP-GS	AVG/OBP/SLG	HR	RBI	FLD%
Aaron Pleschner	Jr.	INF	55-55	.279/.342/.324	0	18	.948
Shane Timmons	Sr.	INF	55-55	.304/.397/.510	10	46	.996
David Campbell	Sr.	INF	36-33	.282/.391/.336	0	16	.939
Kellen Strahm	So.	OF	55-54	.276/.384/.310	0	10	.993
Chris Williams	Sr.	OF	48-47	.298/.367/.427	4	22	.977

TOP RETURNING PITCHERS (2017 STATISTICS)

Name	Cl.	Pos.	APP-GS	ERA	W-L	SV	IP
Jake Swiech	Sr.	RHP	17-11	5.95	1-5	0	65
Josh Goldberg	Sr.	RHP	29-0	4.91	2-5	6	44
Zach Wallace	Jr.	LHP	32-4	4.85	3-0	0	29.2

KEY POSITION PLAYER LOSSES (2017 STATISTICS)

Name	Pos.	GP-GS	AVG/OBP/SLG	HR	RBI	FLD%
Michael Breen	INF	44-34	.213/.329/.279	1	24	.904
Joseph Stefanki	C	49-47	.263/.376/.380	2	19	.983

KEY PITCHING LOSSES (2017 STATISTICS)

Name	Pos.	APP-GS	ERA	W/L	SV	IP
Matt Brown	RHP	15-15	5.94	4-6	0	72.2

NEWCOMERS

Name	Class	Pos.	2017 School
Michael Bowes	JR	OF	Mission College
Walker Brinkman	FR	RHP	Heritage HS
Santiago Cantu	FR	INF	Patterson HS
Wesley Clawson	FR	LHP	Red Bluff HS
Jack Colette	FR	OF	St. John Bosco HS
Fineas Del Bonta-Smith	JR	RHP	Delta College
Jason DuMont	FR	INF	Sunset HS
Jace Duty	JR	C	Chemeketa CC
Hayden Houser	FR	OF	Flower Mound HS
Ruben Ibarra	FR	INF	St. Francis HS
Connor Konishi	FR	LHP	Helix Charter HS
Andrew Mitchel	JR	LHP	Grossmont College
Nicholas Morales	FR	RHP	St. John Bosco HS
Sam Olsson	FR	C	Sheldon HS
Sawyer Pittman	JR	INF	Reedley College
Brandon Ross	FR	LHP	Vista Murrieta HS
Travis Sanders	JR	RHP	Linn-Benton CC
Frank Scalzo, Jr.	FR	RHP	Vista HS
Justin Watland	JR	RHP	Feather River College

ROSTER BREAKDOWN

Position Starters Returning/Lost	6/2
Pitchers Returning/Lost	5/11
Letterwinners Returning/Lost	13/15
Newcomers Freshman/Transfers	12/7

Letterwinners Returning (13):

Brett Bautista (OF), David Campbell (INF), Josh Goldberg (RHP), Cameron Keup (RHP), Johnny Mendoza (C), Kyle Morrison (INF), Aaron Pleschner (INF), Kellen Strahm (OF), Jake Swiech (RHP), Shane Timmons (INF), Zach Wallace (LHP), Chris Williams (OF), Josh Zanger (RHP)

Letterwinners Lost (15):

Joseph Balfour (RHP), Justin Beck (INF), Kyle Blakeman (OF), Michael Breen (INF), Matt Brown (RHP), Jackson Cunningham (RHP), Jaiden France (RHP), Graham Gomez (LHP), Josh Nashed (UTL), Corey Olivet (OF), Joseph Stefanki (C), Zach Tanner (RHP), Hunter Tidwell (OF), Hilario Tovar (RHP), Jack Veasey (C)

Other Returnees (3):

Kent Burckle (INF), Tevin Cadola (RHP)

2018 BROADCAST/RADIO Roster



1
Brett Bautista
OF • L/L • 6-0 • 210 • SR
Granite Bay, Calif.



2
Kent Burckle
INF • L/R • 5-8 • 160 • SR
San Clemente, Calif.



3
David Campbell
INF • L/R • 6-3 • 225 • SR
Colfax, Calif.



4
Kellen Strahm
OF • R/R • 6-1 • 210 • SO
Eugene, Oreg.



6
Chris Williams
OF • L/L • 6-0 • 205 • SR
Antioch, Calif.



7
Zachary Wallace
LHP • L/L • 5-10 • 180 • JR
Fremont, Calif.



9
Johnny Mendoza
C • R/R • 5-7 • 190 • SO
Sunnyvale, Calif.



10
Frank Scalzo Jr.
RHP • S/R • 6-3 • 185 • FR
Vista, Calif.




11
Aaron Pleschner
INF • R/R • 6-0 • 190 • JR
Redwood City, Calif.



12
Wesley Clawson
LHP • L/L • 6-1 • 205 • FR
Red Bluff, Calif.




13
Sawyer Pittman
INF • R/R • 5-8 • 165 • JR
Sanger, Calif.



14
Samuel Olsson
C • R/R • 6-1 • 213 • FR
Eugene, Oreg.



15
Jack Colette
OF • L/R • 6-0 • 190 • FR
Torrance, Calif.



16
Tevin Cadola
RHP • R/R • 6-2 • 180 • SR
Yreka, Calif.



17
Jason DuMont
INF • S/R • 5-11 • 190 • FR
Portland, Oreg.



19
Finn Del Bonta-Smith
RHP • R/R • 6-0 • 195 • JR
Soquel, Calif.



20
Andrew Mitchel
LHP • L/L • 6-1 • 195 • JR
Atwater, Calif.



21
Michael Bowes
OF • R/R • 5-11 • 202 • JR
Los Altos, Calif.



23
Jace Duty
C • R/R • 6-0 • 195 • JR
Newport, Oreg.



24
Kyle Morrison
INF • R/R • 5-11 • 210 • SR
San Jose, California



25
Connor Konishi
LHP • L/L • 6-1 • 195 • FR
San Diego, Calif.




26
Anders Davidson
INF • R/R • 6-1 • 185 • SO
Walla Walla, Wash.



27
Cameron Keup
RHP • R/R • 6-3 • 210 • SR
Elk Grove, Calif.




28
Santiago Cantu
INF • R/R • 5-10 • 168 • FR
Patterson, Calif.



30
Travis Sanders
RHP • R/R • 5-11 • 180 • JR
Hood River, Oreg.




31
Brandon Ross
LHP • L/L • 6-0 • 190 • FR
Murrieta, Calif.




32
Josh Goldberg
RHP • R/R • 5-10 • 205 • SR
Long Beach, Calif.



33
Nicholas Morales
RHP • R/R • 6-2 • 225 • FR
Downey, Calif.




34
Jake Swiech
RHP • R/R • 6-3 • 215 • SR
Lancaster, Calif.



35
Shane Timmons
INF • R/R • 6-0 • 225 • SR
Rancho Mission Viejo, Calif.



38
Joshua Zanger
RHP • R/R • 5-11 • 200 • SO
Hollister, Calif.



39
Walker Brinkman
RHP • R/R • 6-0 • 170 • FR
Brentwood, Calif.



40
Hayden Houser
OF • R/R • 5-9 • 190 • FR
Flower Mound, Texas



41
Justin Watland
RHP • R/R • 6-4 • 205 • RS-JR
Reno, Nev.



44
Ruben Ibarra
INF • R/R • 6-5 • 285 • FR
Watsonville, Calif.



2018 Spartans

1 Brett Bautista	OF	32 Joshua Goldberg	RHP	30 Travis Sanders	RHP
21 Michael Bowes	OF	40 Hayden Houser	OF	10 Frank Scalzo Jr.	RHP
39 Walker Brinkman	RHP	44 Ruben Ibarra	INF	4 Kellen Strahm	OF
2 Kent Burckle	INF	27 Cameron Keup	RHP	34 Jake Swiech	RHP
16 Tevin Cadola	RHP	25 Connor Konishi	LHP	35 Shane Timmons	INF
3 David Campbell	INF	9 Jonathan Mendoza	C	7 Zachary Wallace	LHP
28 Santiago Cantu	INF	20 Andrew Mitchel	LHP	41 Justin Watland	RHP
12 Wesley Clawson	LHP	33 Nicholas Morales	RHP	6 Chris Williams	OF
15 Jack Colette	OF	24 Kyle Morrison	INF	38 Josh Zanger	RHP
26 Anders Davidson	OF	14 Samuel Olsson	C		
19 Fineas Del Bonta-Smith	RHP	13 Sawyer Pittman	INF		
17 Jason DuMont	INF	11 Aaron Pleschner	INF		
23 Jace Duty	C	31 Brandon Ross	LHP		

SUN

MON

TUES









WED

THU

FRI

SAT

February

					16 NORTHERN COLORADO 6:00 p.m. 	17 NORTHERN COLORADO 12:00 p.m. & 3:30 p.m. 
18 NORTHERN COLORADO 12:00 p.m. 		20 SANTA CLARA 5:00 p.m. 				24 USF 11:00 a.m. 
25 SACRAMENTO STATE 11:00 a.m.  USF 3:00 p.m. 		27 CAL POLY 5:00 p.m. 				

SUN

MON

TUES




















WED
















THU


















FRI

SAT

March

					2 SAN DIEGO STATE* 6:00 p.m. 	3 SAN DIEGO STATE* 3:00 p.m. 
4 SAN DIEGO STATE 12:00 p.m. 	5 UTAH 1:00 p.m. 				9 NEVADA* 1:00 p.m. 	10 NEVADA* 1:00 p.m. 
11 NEVADA* 12:00 p.m. 		13 PACIFIC 5:00 p.m. 			16 FRESNO STATE* 6:00 p.m. 	17 FRESNO STATE* 3:00 p.m. 
18 FRESNO STATE* 12:00 p.m. 	19 DARTMOUTH 3:00 p.m. 				23 UC SANTA BARBARA 3:00 p.m. 	24 UC SANTA BARBARA 2:00 p.m. 
25 UC SANTA BARBARA 1:00 p.m. 		27 SAINT MARY'S 5:00 p.m. 		29 AIR FORCE 1:00 p.m. 	30 AIR FORCE 1:00 p.m. 	31 AIR FORCE 12:00 p.m. 

SUN	MON	TUES	WED	THU	FRI	SAT
		<p>3 UC DAVIS 2:30 p.m.</p> 			<p>6 NEVADA* 6:00 p.m.</p> 	<p>7 NEVADA* 3:00 p.m.</p> 
<p>8 NEVADA* 12:00 p.m.</p> 		<p>10 SANTA CLARA 6:00 p.m.</p> 			<p>13 FRESNO STATE* 6:05 p.m.</p> 	<p>14 FRESNO STATE* 6:05 p.m.</p> 
<p>15 FRESNO STATE* 1:05 p.m.</p> 		<p>17 USF 5:00 p.m.</p> 			<p>20 UC RIVERSIDE 6:00 p.m.</p> 	<p>21 UC RIVERSIDE 6:00 p.m.</p> 
<p>22 UC RIVERSIDE 1:00 p.m.</p> 		<p><i>April</i></p>			<p>27 NEW MEXICO* 6:00 p.m.</p> 	<p>28 NEW MEXICO* 3:00 p.m.</p> 
<p>29 NEW MEXICO* 12:00 p.m.</p> 						

SUN	MON	TUES	WED	THU	FRI	SAT
<p><i>May</i></p>		<p>1 PACIFIC 6:00 p.m.</p> 			<p>4 UNLV* 6:05 p.m.</p> 	<p>5 UNLV* 2:05 p.m.</p> 
		<p>6 UNLV* 1:05 p.m.</p> 		<p>9 CAL POLY 6:00 p.m.</p> 		<p>11 SAN DIEGO STATE* 6:00 p.m.</p> 
<p>13 SAN DIEGO STATE* 1:00 p.m.</p> 		<p>15 SAINT MARY'S 3:00 p.m.</p> 		<p>17 AIR FORCE 7:00 p.m.</p> 	<p>18 AIR FORCE 6:00 p.m.</p> 	<p>19 AIR FORCE 12:00 p.m.</p> 
			<p>23 MOUNTAIN WEST TOURNAMENT TBD</p> 	<p>24 MOUNTAIN WEST TOURNAMENT TBD</p> 	<p>25 MOUNTAIN WEST TOURNAMENT TBD</p> 	<p>26 MOUNTAIN WEST TOURNAMENT TBD</p> 
<p>* - Mountain West game  Home games at Municipal Stadium  Away games</p>						



2017 San Jose State Baseball Game Results for San Jose State (as of Mar 14, 2018) (All games)

Date	Opponent	Score	Inns	Overall	MW	Pitcher of record	Attend	Time
Feb 18, 2017	at UCLA	L 2-3	9	0-1-0	0-0-0	FRANCE (L 0-1)	867	3:36
Feb 19, 2017	at UCLA	L 1-10	9	0-2-0	0-0-0	BROWN (L 0-1)	901	2:38
Feb 23, 2017	BRIGHAM YOUNG	w 3-2	(13)	1-2-0	0-0-0	GOLDBERG (W 1-0)	131	3:42
Feb 24, 2017	NORTHERN COLORADO	L 0-1	9	1-3-0	0-0-0	KEUP (L 0-1)	153	2:14
Feb 25, 2017	NORTHERN COLORADO	w 5-4	9	2-3-0	0-0-0	BROWN (W 1-1)	192	2:56
Feb 25, 2017	BRIGHAM YOUNG	w 4-2	9	3-3-0	0-0-0	ZANGER (W 1-0)	199	2:29
Feb 27, 2017	MICHIGAN	L 2-6	9	3-4-0	0-0-0	POLON (L 0-1)	241	3:21
* Mar 03, 2017	UNLV	w 6-5	9	4-4-0	1-0-0	KEUP (W 1-1)	726	3:21
* Mar 04, 2017	UNLV	L 1-7	9	4-5-0	1-1-0	BROWN (L 1-2)	375	2:43
* Mar 05, 2017	UNLV	w 9-5	9	5-5-0	2-1-0	GOLDBERG (W 2-0)	462	2:56
Mar 07, 2017	PACIFIC	w 9-2	9	6-5-0	2-1-0	SWIECH (W 1-0)	363	3:28
* Mar 10, 2017	at New Mexico	L 1-11	9	6-6-0	2-2-0	NASHED (L 0-1)	878	2:27
* Mar 11, 2017	at New Mexico	L 8-16	9	6-7-0	2-3-0	TOVAR (L 0-1)	1043	3:42
* Mar 12, 2017	at New Mexico	L 3-8	9	6-8-0	2-4-0	SWIECH (L 1-1)	989	3:32
Mar 14, 2017	at #7 Cal State Fullerton	L 1-6	9	6-9-0	2-4-0	KEUP (L 1-2)	1024	2:47
* Mar 17, 2017	NEVADA	w 6-5	(12)	7-9-0	3-4-0	FRANCE (W 1-1)	643	4:33
* Mar 18, 2017	NEVADA	w 7-6	9	8-9-0	4-4-0	BROWN (W 2-2)	454	3:28
* Mar 19, 2017	NEVADA	w 6-5	(10)	9-9-0	5-4-0	TOVAR (W 1-1)	499	4:02
Mar 21, 2017	at Pacific	L 10-12	9	9-10-0	5-4-0	TOVAR (L 1-2)	233	3:32
Mar 23, 2017	at Hawai'i	L 2-6	9	9-11-0	5-4-0	SWIECH (L 1-2)	2897	3:02
Mar 24, 2017	at Hawai'i	L 7-8	9	9-12-0	5-4-0	KEUP (L 1-3)	2963	3:35
Mar 25, 2017	at Hawai'i	L 4-5	9	9-13-0	5-4-0	BROWN (L 2-3)	3697	2:58
Mar 26, 2017	at Hawai'i	L 1-14	9	9-14-0	5-4-0	GOMEZ (L 0-1)	2751	3:02
Mar 29, 2017	SANTA CLARA	w 4-2	9	10-14-0	5-4-0	WALLACE (W 1-0)	338	2:54
* Mar 31, 2017	at San Diego State	L 4-5	9	10-15-0	5-5-0	SWIECH (L 1-3)	244	2:58
* Apr 01, 2017	at San Diego State	L 3-7	9	10-16-0	5-6-0	BROWN (L 2-4)	296	2:43
* Apr 02, 2017	at San Diego State	L 1-5	9	10-17-0	5-7-0	GOLDBERG (L 2-1)	206	2:46
Apr 04, 2017	at Santa Clara	w 13-8	9	11-17-0	5-7-0	GONZALEZ (W 1-0)	402	3:55
* Apr 07, 2017	NEW MEXICO	w 2-1	9	12-17-0	6-7-0	BROWN (W 3-4)	254	3:09
* Apr 09, 2017	NEW MEXICO	T 5-5	9	12-17-1	6-7-1	None	473	3:07
Apr 11, 2017	STANFORD	L 3-9	9	12-18-1	6-7-1	FRANCE (L 1-2)	453	3:17
* Apr 13, 2017	at Nevada	w 6-5	9	13-18-1	7-7-1	TOVAR (W 2-2)	588	3:24
* Apr 14, 2017	at Nevada	L 4-5	9	13-19-1	7-8-1	TOVAR (L 2-3)	617	2:57
* Apr 15, 2017	at Nevada	L 2-6	9	13-20-1	7-9-1	BALFOUR (L 0-1)	825	2:43
Apr 18, 2017	at Saint Mary's (CA)	L 6-11	9	13-21-1	7-9-1	TANNER (L 0-1)	104	3:22
* Apr 21, 2017	AIR FORCE	L 6-12	9	13-22-1	7-10-1	BROWN (L 3-5)	449	3:54
* Apr 22, 2017	AIR FORCE	L 7-9	9	13-23-1	7-11-1	GOLDBERG (L 2-2)	354	3:06
* Apr 23, 2017	AIR FORCE	L 5-9	9	13-24-1	7-12-1	BALFOUR (L 0-2)	347	3:43
Apr 25, 2017	SAINT MARY'S (CA)	w 6-5	9	14-24-1	7-12-1	WALLACE (W 2-0)	299	3:03
* Apr 28, 2017	at Fresno State	w 6-3	9	15-24-1	8-12-1	BROWN (W 4-5)	1731	2:51
* Apr 29, 2017	at Fresno State	L 3-8	9	15-25-1	8-13-1	SWIECH (L 1-4)	2050	3:08
* Apr 30, 2017	at Fresno State	L 8-16	9	15-26-1	8-14-1	BALFOUR (L 0-3)	1884	3:36
May 02, 2017	at #13 Stanford	L 3-4	9	15-27-1	8-14-1	ZANGER (L 1-1)	1103	2:48
* May 05, 2017	SAN DIEGO STATE	L 4-8	9	15-28-1	8-15-1	TANNER (L 0-2)	370	3:24
* May 06, 2017	SAN DIEGO STATE	L 3-5	(12)	15-29-1	8-16-1	GOLDBERG (L 2-3)	366	3:52
* May 07, 2017	SAN DIEGO STATE	L 5-6	(10)	15-30-1	8-17-1	GOLDBERG (L 2-4)	364	3:52
May 09, 2017	at Grand Canyon	w 9-8	9	16-30-1	8-17-1	CUNNINGHAM (W 1-0)	249	3:39
May 10, 2017	at Grand Canyon	L 5-8	9	16-31-1	8-17-1	KEUP (L 1-4)	347	3:17
May 12, 2017	at San Francisco	L 0-15	9	16-32-1	8-17-1	BROWN (L 4-6)	82	2:49
May 13, 2017	at San Francisco	L 2-3	9	16-33-1	8-17-1	GOLDBERG (L 2-5)	144	2:40
May 14, 2017	SAN FRANCISCO	L 2-7	9	16-34-1	8-17-1	BALFOUR (L 0-4)	293	2:39
May 15, 2017	SAN FRANCISCO	w 7-6	9	17-34-1	8-17-1	TANNER (W 1-2)	373	3:26
* 05-18-17	at UNLV	w 7-4	9	18-34-1	9-17-1	WALLACE (W 3-0)	526	3:11
* 05-19-17	at UNLV	L 4-12	9	18-35-1	9-18-1	SWIECH (L 1-5)	646	3:05
* 05-20-17	at UNLV	w 10-6	9	19-35-1	10-18-1	BALFOUR (W 1-4)	566	2:53

* = Conference game
() extra inning game



2017 San Jose State Baseball Overall Statistics for San Jose State (as of Mar 14, 2018) (All games Sorted by Batting avg)

Record: 19-35-1 Home: 13-11-1 Away: 6-24 MW: 10-18-1

Player	avg	gp-gs	ab	r	h	2b	3b	hr	rbi	tb	slg%	bb	hp	so	gdp	ob%	sf	sh	sb-att	po	a	e	fld%	
35 TIMMONS, Shane	.304	55-55	204	33	62	8	2	10	46	104	.510	23	13	44	7	.397	7	0	6-9	507	35	2	.996	
20 WILLIAMS, Chris	.298	48-47	178	24	53	11	0	4	22	76	.427	12	8	31	1	.367	1	5	3-9	79	6	2	.977	
11 PLESCHNER, Aaron	.279	55-55	219	27	61	6	2	0	18	71	.324	18	3	35	3	.342	0	7	3-9	80	158	13	.948	
21 STRAHM, Kellen	.276	55-54	203	36	56	5	1	0	10	63	.310	29	8	36	2	.384	2	3	18-21	135	2	1	.993	
12 STEFANKI, Joseph	.263	49-47	171	27	45	10	2	2	19	65	.380	27	5	30	5	.376	2	3	7-10	202	26	4	.983	

3 CAMPBELL, David	.282	36-33	110	12	31	4	1	0	16	37	.336	18	3	22	3	.391	2	3	5-6	22	70	6	.939	
9 MENDOZA, Johnny	.277	20-13	47	6	13	3	1	0	8	18	.383	9	3	11	0	.424	0	0	1-1	46	7	1	.981	
26 DAVIDSON, Anders	.267	17-9	30	4	8	2	0	0	4	10	.333	2	1	11	1	.333	0	2	3-3	12	21	2	.943	
4 NASHED, Josh	.262	33-26	103	6	27	4	0	1	13	34	.330	7	1	15	7	.315	0	0	3-3	4	5	2	.818	
19 HAYDEN, Maurice	.250	12-0	4	2	1	1	0	0	0	2	.500	1	0	2	0	.400	0	0	0-1	1	0	0	1.000	
40 BLAKEMAN, Kyle	.244	37-22	78	9	19	4	0	0	9	23	.295	5	4	20	3	.318	1	2	2-3	39	2	2	.953	
24 MORRISON, Kyle	.241	38-34	112	22	27	5	1	0	8	34	.304	18	4	11	2	.366	0	9	4-7	65	102	10	.944	
1 BREEN, Michael	.213	44-34	122	13	26	3	1	1	24	34	.279	16	5	14	4	.329	0	2	2-3	29	75	11	.904	
8 OLIVET, Corey	.200	40-20	80	15	16	2	0	0	6	18	.225	6	1	11	0	.261	1	3	4-5	43	3	2	.958	
10 KOGA, Cal	.188	13-5	16	3	3	0	0	0	0	3	.188	0	1	2	0	.235	0	1	0-0	32	5	2	.949	
23 BECK, Justin	.179	30-17	67	5	12	3	0	0	7	15	.224	7	4	16	2	.295	0	0	1-2	21	38	2	.967	
6 VEASEY, Jack	.162	28-19	68	7	11	1	0	1	8	15	.221	5	2	21	3	.237	1	1	1-3	105	11	1	.991	
16 TIDWELL, Hunter	.118	11-5	17	1	2	0	0	0	3	2	.118	2	1	9	1	.250	0	0	0-1	2	0	0	1.000	
31 GOMEZ, Graham	.000	2-0	0	0	0	0	0	0	0	0	.000	0	0	0	0	.000	0	0	0-0	3	5	1	.889	
30 BROWN, Matt	.000	1-0	0	1	0	0	0	0	0	0	.000	0	0	0	0	.000	0	0	0-0	7	21	4	.875	
Totals	.259	55	1829	253	473	72	11	19	221	624	.341	205	67	341	44	.352	17	41	63-96	1453	636	74	.966	
Opponents	.299	55	1911	372	571	127	19	43	345	865	.453	240	78	355	41	.395	23	27	52-73	1484	717	60	.973	

LOB - Team (422), Opp (456). DPs turned - Team (54), Opp (50). CI - Team (2), STEFANKI 2. IBB - Team (5), TIMMONS 2, PLESCHNER 1, BECK 1, STEFANKI 1, Opp (9). Picked off - STEFANKI 3, PLESCHNER 2, VEASEY 1, CAMPBELL 1, NASHED 1, BLAKEMAN 1, DAVIDSON 1, WILLIAMS 1.

(All games Sorted by Earned run avg)

Player	era	w-l	app	gs	cg	sho	sv	ip	h	r	er	bb	so	2b	3b	hr	b/avg	wp	hp	bk	sfa	sha
30 BROWN, Matt	5.94	4-6	15	15	0	0/0	0	72.2	58	50	48	64	62	12	2	2	.227	11	23	0	2	6
34 SWIECH, Jake	5.95	1-5	17	11	0	0/0	0	65.0	84	51	43	16	37	21	1	6	.307	6	5	0	1	3

1 BREEN, Michael	0.00	0-0	1	0	0	0/0	0	1.0	0	0	0	0	2	0	0	0	.000	0	1	0	0	0
39 GONZALEZ, Jakob	2.00	1-0	11	0	0	0/0	0	9.0	6	2	2	7	11	1	1	0	.182	1	0	1	0	0
38 ZANGER, Josh	3.57	1-1	15	1	0	0/0	0	17.2	21	10	7	7	11	6	0	2	.296	3	3	0	0	0
7 WALLACE, Zach	4.85	3-0	32	4	0	0/0	0	29.2	33	21	16	13	30	8	0	5	.282	0	3	0	2	0
32 GOLDBERG, Josh	4.91	2-5	29	0	0	0/0	6	44.0	53	29	24	15	38	12	0	3	.305	7	2	1	2	3
4 NASHED, Josh	4.97	0-1	5	5	0	0/0	0	25.1	36	19	14	4	22	5	2	5	.343	0	3	1	1	3
13 TOVAR, Hilario	5.28	2-3	16	0	0	0/0	1	15.1	17	9	9	6	8	5	1	0	.298	3	4	1	2	2
28 TANNER, Zach	5.70	1-2	30	0	0	0/0	1	30.0	36	22	19	17	7	7	1	3	.305	1	5	1	0	0
15 BALFOUR, Joseph	6.25	1-4	19	6	0	0/0	2	44.2	57	32	31	17	23	16	5	5	.320	7	3	0	0	2
14 ANDERSON, Eric	6.75	0-0	12	1	0	0/0	0	8.0	14	6	6	6	8	4	0	1	.378	3	3	0	0	0
27 KEUP, Cameron	7.11	1-4	20	3	0	0/0	0	31.2	47	26	25	10	20	5	3	3	.359	2	2	0	2	2
44 CUNNINGHAM, Jackson	7.27	1-0	21	0	0	0/0	0	26.0	27	23	21	13	22	4	1	0	.265	1	9	1	4	1
31 GOMEZ, Graham	8.44	0-1	21	7	0	0/0	0	32.0	39	35	30	17	26	12	0	4	.305	5	6	0	4	3
42 FRANCE, Jaiden	9.25	1-2	22	1	0	0/0	0	24.1	32	26	25	20	17	3	2	2	.337	3	4	0	2	2
25 POLON, Jeremy	10.29	0-1	13	1	0	0/0	0	7.0	8	9	8	8	10	6	0	1	.296	2	1	2	1	0
6 VEASEY, Jack	18.00	0-0	1	0	0	0/0	0	1.0	3	2	2	0	1	0	0	1	.500	0	1	0	0	0
Totals	6.13	19-35	55	55	0	0/0	10	484.1	571	372	330	240	355	127	19	43	.299	55	78	8	23	27
Opponents	3.64	35-19	55	55	6	2/1	13	494.2	473	253	200	205	341	72	11	19	.259	54	67	10	17	41

PB - Team (5), MENDOZA 3, VEASEY 1, STEFANKI 1, Opp (9). Pickoffs - Team (11), BROWN 3, GOLDBERG 2, BALFOUR 2, KEUP 1, GOMEZ 1, STEFANKI 1, NASHED 1, Opp (12). SBA/ATT - STEFANKI (26-36), VEASEY (12-18), BROWN (10-16), SWIECH (9-11), MENDOZA (7-10), KOGA (6-7), CUNNINGHAM (6-6), BALFOUR (4-6), KEUP (4-6), GOMEZ (6-6), GOLDBERG (1-4), NASHED (3-4), GONZALEZ (2-3), FRANCE (2-3), WALLACE (1-2), TANNER (1-2), ZANGER (2-2), ANDERSON (1-1), POLON (0-1).





COACHING *Staff*



Brad SANFILIPPO

*Interim Head Coach
1st Season*

Brad Sanfilippo was appointed as interim head baseball coach in the January of 2018. He brings more than 15 years of coaching experience to the Spartans.

Prior to arriving in San Jose, Sanfilippo served as an assistant coach at the University of California from 2014-2017. He was the Golden Bears' hitting coach and third base coach for three seasons. In 2017, he helped one of the youngest teams in the nation to a team batting average of .287 that ranked third in the Pac-12.

Sanfilippo is in his second stint with the Spartans. He was the recruiting coordinator and third base coach during the 2013 and 2014 seasons.



Sanfilippo began his college coaching career as a volunteer assistant coach at University of California from 2010 to 2012. With Sanfilippo as the first base coach and fielding coach, California appeared in two NCAA Regionals and was a 2011 College World Series team. Cal averaged more than 31 wins per season while Sanfilippo assisted there and won a game on college baseball's biggest stage in Omaha, Neb.



Sanfilippo coached 21 Golden Bear players that were drafted by major league teams. Four of them are currently in the majors: Mark Canha (Oakland Athletics), Marcus Semien (Oakland Athletics), Andrew Knapp (Philadelphia Phillies), and Trevor Hildenberger (Minnesota Twins).

Sanfilippo has seven years of head coaching experience at the high school level. He coached locally at Willow Glen High School in San Jose for one season in 2002 and at Los Gatos High School (2004-2009) where he was a standout player himself. Los Gatos High won four El Camino League titles in six seasons and notched their first two Central Coast Section (CCS) championships in school history under Sanfilippo's lead. He coached centerfielder Logan Shaefer at Los Gatos High, who made his major league debut with the Milwaukee Brewers in 2011.

The Wildcats were 139-51 during Sanfilippo's tenure and in 2006 finished ranked 12th in the state of California. Following the 2009 season Sanfilippo was inducted into the Los Gatos High School Hall of Fame.

Sanfilippo earned a bachelor's degree from UC Davis in 1998, and was a three-year starter on the Aggies baseball team from 1995-98, and was a team captain in 1998.

Sanfilippo and his wife Colleen reside in San Francisco, Calif.





Tyler LATORRE

*Assistant Coach
1st Season*



Tyler La Torre was named a San José State University assistant baseball coach in 2017. La Torre comes to San Jose after serving two seasons at San Francisco State. He was the team's pitching coach and recruiting coordinator.

La Torre brings nearly a decade of professional baseball experience to the Spartans. He began his professional career with the San Francisco Giants organization in 2006. He won a league championship with the 2007 Salem-Keizer Volcanoes, short-season Class A team in the Northwest League. In 2009, he won another league championship with the Class A San Jose Giants. TM

La Torre was the recipient of the San Jose Giants' 2008 Nettle Rappe "Good Guy" in the community award. The honor is awarded to the player who is exemplary on and off the field.

He participated in two Major League spring training camps for the San Francisco Giants in 2011 & 2013.

Presently, La Torre is a catcher for the Italian National Team. The team competed in the 2013 World Baseball Classic, and won the 2012 European Championship.

La Torre received his Bachelors of Arts in communications, and a minor in education from UC Davis in 2006.

Tyler and his wife, Stacey, have a daughter, Arabella, and reside in Aptos, California.





Clay CEDERQUIST

*Volunteer Assistant Coach
1st Season*



Clay Cederquist was named a San José State volunteer assistant coach in 2017.

While coaching the Spartans this season, Cederquist serves as an assistant coach at American River Community College. He is the team's outfield, first base coach, and hitting coach. He also works for the Miami Marlins as an Associate Scout.

Cederquist comes to the Spartans after serving as head coach of two summer collegiate baseball teams. The Dodge City A's in 2017, and San Luis Obispo Blues in 2016.

In 2015 he was head coach of Nor Cal Baseball's 18 & under summer team and Director of Baseball Operations for Sacramento State.

Cederquist began his college baseball career in 2010 at Fresno State where he was named to the pre-season All-WAC.

He transferred to Fresno City College his sophomore season and was the team MVP in 2011. There, he earned first team All-Central Valley Conference.

Cederquist finished his collegiate career with two seasons at Sacramento State. There he was named Academic All-WAC in 2014. Cederquist helped the Hornets to a WAC championship in 2014 and a trip to the NCAA Regionals that season.

Cederquist earned his Master of Arts degree in communication studies from Sacramento State in May of 2017.



*Volunteer Assistant Coach
1st Season*

Michael BREEN



Michael Breen was named a San José State volunteer assistant coach in February 2018.

As a volunteer assistant coach Breen has duties as the first base coach. He also coaches the infielders with positioning and with offensive development.

During the Fall of 2017 Breen served as a graduate assistant on the team. He helped with the day to day baseball operations and assisted with the teams social media platforms. He also helped with scholastic advising. In the semester Breen helped advise in, the team achieved a 3.0 overall GPA.

Breen is currently in his first year of graduate school pursuing a Masters Degree in Sports Management.

He earned his Bachelors of Arts degree in business administration with a concentration in marketing from San José State University in 2017.



RETURNING Spartans





Brett BAUTISTA

6-0, 210, OF, L/L
SENIOR, 2V
GRANITE BAY HS
GRANITE BAY, CALIF.

1

AT SAN JOSÉ STATE: In his fifth season with the Spartans... Led the team with a .313 batting average as a freshman in 2014... Finished second on the team with a .291 average his sophomore year... 2015 Academic All-Mountain West honoree.

2017: Redshirted the season.

2016: Appeared in 10 games, starting all in leftfield... Hit primarily out of the three hole for the Spartans... Hit .350 in 40 at-bats... Hit safely in eight games including four multiple-hit games... Recorded three-hit games on two occasions... Reached base safely in his last nine games... Season-high three RBIs against UC Irvine (2/20).

2015: Appeared in 53 games and made 51 starts (27 LF, 15 DH)... Hit primarily out of the three hole for the Spartans... Team leader in RBIs (27), runs scored (27), hits (60), multi-hit games (16), multi-RBI games (7)... Second on the team in batting average (.297), doubles (11), total bases (74) and at-bats (202)... Reached base safely in his first nine games of the season (2/17-3/8)... Went 7-for-13 with two doubles, two RBIs and five walks against Northern Colorado (2/20-22)... Put together a 5-for-10 effort with two RBIs, a walk and HBP at SDSU (2/27-28)... Went 6-for-11 with a double and run scored at UC Irvine (3/13-15)...

CAREER STATISTICS

Batting							
SEASON	AVG	GP-GS	AB	R	H	2B	3B
2014	.313	53 - 51	195	24	61	12	0
2015	.297	54 - 52	202	27	60	11	0
2016	.350	10 - 10	40	6	14	3	1
TOTALS	.309	117 - 113	437	57	135	26	1

Fielding								
SEASON	C	PO	A	E	FLD%	DP	TP	S
2014	17	17	0	0	1.000	0	0	
2015	85	80	3	2	.976	2	0	
2016	22	21	1	0	1.000	1	0	
TOTALS	124	118	4	2	.984	3	0	



Recorded a perfect 4-for-4 night at New Mexico (5/8)... First career home run and three-RBI game came against UNLV (5/16).

2014: Played in 53 games, making 51 starts (46 DH, 5 LF)... Led the team with a .313 batting average in 195 at-bats... Scored 24 runs while knocking in 17 with 61 hits and 12 doubles... Second on the team with 19 multiple-hit games... Recorded three-hit games in five different contests... Had a season-long hit streak of eight games (2/21-3/9)... Game-winning RBI-double at San Francisco (4/8)... Registered two hits in the Spartans' 11-3 Mountain West Championship tournament victory over Air Force (5/21).

HIGH SCHOOL: Attended Granite Bay (Calif.) High School... A three-year letterwinner... Finished high school career with a .315 average with 49 RBI and 39 runs scored... Was a three-time Sierra Foothill League second-team choice as an outfielder... Batted .306 and drove in 26 runs as a junior... Swiped 13-of-17 bases during his Grizzly Bear career.

MORE ON BRETT: Majoring in communication studies... Plans to attend graduate school... Enjoys listening to music, swimming, playing pool and bike riding... Nickname is "Boo"... Native of Granite Bay, Calif.



HR	RBI	TB	SLG%	BB	HBP	SO	GDP	OB%	SF	SH	SB-ATT
0	17	73	.374	16	3	34	4	.370	2	3	0-0
1	27	74	.366	18	5	34	6	.366	2	2	2-6
0	10	19	.475	3	0	4	0	.395	0	0	2-2
1	54	166	.380	37	8	72	10	.370	4	5	4-8

BA	CS	CS%	PB	CI
0	0	--	0	0
0	0	--	0	0
0	0	--	0	0
0	0	--	0	0



Kent BURCKLE

5-8, 160, INF, L/R
JUNIOR
SADDLEBACK COLLEGE
SAN CLEMENTE, CALIF.

2

AT SAN JOSÉ STATE: Completed his first season with the Spartans after transferring from Saddleback College.

2017: Redshirted the season.

SADDLEBACK COLLEGE: Played one season (2016) at Saddleback College in Mission Viejo, Calif. . . . In 35 games, hit .331 with 1 homerun, 17 RBIs, 26 runs and 5 steals.

LOYOLA MARYMOUNT: Played a single season (2015) at Loyola Marymount University appearing in 21 games, making 6 starts. . . . Hit .269 in 26 at-bats.

HIGH SCHOOL: A 2014 graduate of San Clemente High School in San Clemente, Calif. . . . A two-year varsity letter winner playing for coach Dave Gellatly. . . . Second team All-CIF Southern Section and second team All-County selection in his senior year. . . . Named MVP in his final year. . . . Named to the 2014 North/South All-Star game. . . . Played in the 2014 senior showcase. . . . Batted .484 with 45 hits, 16 RBI and a .578 on-base percentage as a senior. . . . Left San Clemente High as the career batting average record holder after leading the league in hitting his final year.

MORE ON KENT: A communication studies major. . . . Parents are John and Crystal Burckle. . . . Has a younger brother, Eric. . . . Enjoys playing golf and going to the beach in his free time. . . . Native of Newport Beach, Calif. . . . Now calls San Clemente, Calif., his hometown.



Tevin CADOLA

6-1, 185, RHP, R/R
JUNIOR
BUTTE COLLEGE
YREKA, CALIF.

16

AT SAN JOSÉ STATE: In his second season with the Spartans after transferring from Butte College.

2017: Redshirted the season.

BUTTE COLLEGE: Played two seasons at Butte College in Oroville, Calif. . . . In 2016, appeared in 15 games, starting 14 while compiling a 9-2 record with a 1.94 ERA . . . Struck out 92 in 93.0 innings while walking just 24 hitters . . . Threw five complete games . . . Voted co-MVP of the Golden Valley Conference . . . In 2015, started in all 15 games he appeared . . . Posted a 6-5 record with a 3.46 ERA . . . Struck out 61 in 78.0 innings.

HIGH SCHOOL: A 2014 graduate of Yreka High School in Yreka, Calif. . . . A two-year letter winner in baseball playing for coach Jason Frietas and basketball playing for coach Christian Burch . . . Voted 2014 Northern Athletic League MVP pitcher posting a 9-1 record with a 1.39 ERA . . . Struck out 88 in 65.2 innings.

MORE ON TEVIN: A communication studies major . . . Parents are Mike and Marcia Cadola . . . Has an older sister, Breanna . . . Enjoys hunting and hanging out with friends in his free time . . . Native of Medford, Ore. . . . Now calls Yreka, Calif., his hometown.

TM



David CAMPBELL

6-3, 225, INF, L/R
SENIOR, 3V
COLFAX HS
COLFAX, CALIF.

3

AT SAN JOSÉ STATE: In his fourth season with the Spartans... Has started at first base, third base and designated hitter in his Spartan career... 2016 Academic All-Mountain West honoree.

2017: Played in 36 games, starting in 33... Started in all but one game at third base (other start was at first base)... Finished the season with a 17-game bases reached streak... Batted .290 in 107 at-bats... Batted in all spots of the batting order except first and third... Batted the most (12 games) out of the fifth spot... Recorded nine multiple hit games... Season-high three hits and two RBI versus Air Force (4/22)... Swiped a career-high five bases.

2016: Started in all 32 games played, 20 at third base and 12 as the designated hitter... Batted .342 in 114 at-bats... Batted in the middle of the order in 30 of his 32 games... Recorded 12 multiple hit games including a team high four three-hit games... Second on the team with 11 doubles and two triples... Had a seven game hitting streak (3/5-3/19), going 13 for 31 during the streak... Season-high two RBIs against Loyola Marymount (2/28) and Air Force (3/12).

2015: Played in the most games (53) and made the most starts (50) of any Spartan freshman... Started 41 games at third base, eight at first and one as the designated hitter... His .255 batting average was the highest of any Spartan freshman... Tied for the team lead in doubles with 12 and sacrifice flies with three... Drove in 19 runs and collected 68 total bases... Added a triple and two home runs... Tallied the third-most at-bats (188) and hits (48) on the team...

CAREER STATISTICS

Batting								
SEASON	AVG	GP-GS	AB	R	H	2B	3B	HR
2015	.255	53 - 50	188	17	48	12	1	2
2016	.342	32 - 32	114	15	39	11	2	0
2017	.282	36 - 33	110	12	31	4	1	0
TOTALS	.286	121 - 115	412	44	118	27	4	2

Fielding								
SEASON	C	PO	A	E	FLD%	DP	TP	SBA
2015	184	108	71	5	.973	16	0	0
2016	66	16	47	3	.955	6	0	0
2017	98	22	70	6	.939	3	0	0
TOTALS	348	146	188	14	.960	25	0	0



Recorded nine two-hit games and three three-hit efforts. . . Reached base safely in 12 consecutive games (3/3-3/22) . . . Posted a 2-for-5 effort against Stanford with a double and run scored (3/3) . . . First career three-hit game came against Cal Poly (3/10) . . . Went 2-for-3 with a triple and two RBIs at UC Irvine (3/13) . . . First career home run came at Washington State (4/17), second at No. 24 Nevada (4/26).

HIGH SCHOOL: Attended Colfax (Calif.) High School. . . Lettered four times in baseball and twice in basketball for the Falcons. . . As a junior in 2013, hit .513 with 36 runs scored, nine doubles, three triples, three home runs and 37 RBIs. . . Led the Falcons to the Division III championship game. . . Capped off his standout prep career by posting a .551 batting average with 32 runs scored, 10 doubles, five triples, six home runs and 27 RBIs in his senior campaign. . . Set Colfax High School single-season records for batting average (.551) and RBIs (37) . . . Also owns career records of games played (75), hits (105), runs scored (85), doubles (27) and RBIs (108) . . . Named first-team All-Pioneer Valley League as a freshman, sophomore and junior. . . Was the MVP of the PVL as a senior and garnered first-team All-Metro and all-state honors. . . Also earned All-Capitol League recognition as a junior and senior.

MORE ON DAVID: A communication studies major. . . Aspires to be an anesthesiologist's assistant. . . Parents are Dave and Laura Campbell. . . Has two older sisters, Kayla and Cassandra. . . Enjoys hunting, fishing and hanging out with friends in his free time. . . Native of Grass Valley, Calif. . . Now calls Colfax, Calif., his hometown.



RBI	TB	SLG%	BB	HBP	SO	GDP	OB%	SF	SH	SB-ATT
19	68	.362	13	3	15	1	.309	3	2	1-3
14	54	.474	11	2	17	0	.406	1	0	2-5
16	37	.336	18	3	22	3	.391	2	3	5-6
49	159	.386	42	8	54	4	.359	6	5	8-14

CS	CS%	PB	CI
0	--	0	0
0	--	0	0
0	--	0	0
0	--	0	0



Joshua GOLDBERG

5-10, 205, RHP, R/R
SENIOR, 3V
WOODROW WILSON HS
LONG BEACH, CALIF.

32

AT SAN JOSÉ STATE: In his fourth season with the Spartans.

2017: Led the team in saves with six... Appeared in 29 games, all out of the bullpen... Took over the closer's duty in early April... Four of the six saves were multiple inning saves - against New Mexico (4/7), Nevada (4/13), Grand Canyon (5/9) and UNLV (5/18)... Picked up wins against BYU (2/23) and UNLV (3/5) pitching a total of five shutout innings... Second on the team in strikeouts with 38 in 44.0 innings... Tied career-high with four strikeouts in season-high 3.2 innings of work against San Diego State (5/6).

2016: Led the team in wins with four and tied for the team lead in saves with two... Recorded wins against Loyola Marymount (2/27), Fresno State (3/26), Stanford (3/28) and New Mexico (4/15), all in relief... Notched saves against UC Irvine (2/20) and Cal Poly (4/2)... Posted a 7.29 ERA in 33.1 innings, spanning over 20 games, tying for the team lead in games pitched in relief... Threw season-high four innings against UC Irvine (2/20) and New Mexico (4/15)... Threw 3.2 innings of scoreless ball, picking up the win against Fresno State (3/26)... Fanned a season-high four in 2.0 innings of work against San Francisco (4/19).

2015: Appeared in 17 games out of the bullpen and tallied an 0-2 record... Posted a 7.90 ERA in 13.2 innings... Struck out 10 and walked six... Made his Spartan debut

CAREER STATISTICS

Pitching							
SEASON	ERA	W-L	APP-GS	CG	SHO	SV	
2015	7.90	0 - 2	17 - 0	0	0	0	13.
2016	7.29	4 - 1	20 - 0	0	0	2	33.
2017	4.91	2 - 5	29 - 0	0	0	6	44.
TOTAL	6.23	6 - 8	66 - 0	0	0	8	91.



in the season opener at LMU (2/13)... Fanned two in 2.0 innings of work against Northern Colorado (2/21)... Tossed an inning of relief against Stanford (3/3)... Threw a scoreless inning against Saint Mary's in two different games (3/17 & 4/14)... Appeared in consecutive games at New Mexico (5/8 & 5/9).

HIGH SCHOOL: Attended Woodrow Wilson High School in Long Beach, Calif. ... A two-time letterwinner for head coach Andy Hall... Led the 2014 Bruins to an 11-1 record in league play, good for a share of the league title... Went 3-3 with a 1.77 ERA and 36 strikeouts in 31.2 innings pitched as a junior... As a senior in 2014, posted a 9-2 record and 1.09 ERA with 63 punchouts in 58 innings... Named MVP of the Moore League as a senior... Also collected first-team All-Moore League and second-team All-CIF honors.

MORE ON JOSH: A business administration major... Aspires to be a financial advisor after graduation... Parents are Ben and Barbara Goldberg... Has an older sister, Heather... Enjoys golfing, skating and listening to music in his free time... Native of Long Beach, Calif.



	H	R	ER	BB	SO	2B	3B	HR	AB	B/AVG	WP	HBP	BK	SFA	SHA
P	24	17	12	6	10	5	2	3	56	.429	5	1	0	4	2
2	44	29	27	13	18	7	1	3	132	.333	5	5	0	4	4
1	53	29	24	15	38	12	0	3	174	.305	7	2	1	2	3
0	121	75	63	34	66	24	3	9	362	.334	17	8	1	10	9



CAMERON Keup

6-3, 210, RHP, R/R
SENIOR, 1V
COSUMNES RIVER COLLEGE
ELK GROVE, CALIF.

27

AT SAN JOSÉ STATE: In his second season with the Spartans...Transferred from Cosumnes River College.

2017: Appeared in 20 games including three starts... Made his Spartan debut versus UCLA (2/19)... Picked up his first win as a Spartan against UNLV (3/3) pitching 2.0 scoreless innings in relief... Pitched a career-high 4.1 innings in a start versus San Diego State (5/7)... Made his first career start versus Cal State Fullerton (3/14), in a staff game and was the losing pitcher.

COSUMNES RIVER COLLEGE: Played two seasons at Cosumnes River College in Sacramento, Calif. . . . Coached by Tony Bloomfield. . . First team Big 8 Conference selection in 2016. . . Appeared in 25 games compiling a 5-0 record with a save. . . Posted a 2.28 ERA, fourth best in the Big 8 conference, over 67.0 innings.

CAREER STATISTICS

Pitching							
SEASON	ERA	W-L	APP-GS	CG	SHO	SV	IP
2017	7.11	1-4	20-3	0	0/0	0	31.2
TOTAL	7.11	1-4	20-3	0	0/0	0	31.2



HIGH SCHOOL: A 2014 graduate of Franklin High School in Elk Grove, Calif. . . . Two-time letter winner playing for coach Bryan Kilby. . . . Compiled a 13-4 record with a save and a 1.89 ERA over two years. . . . 7-1 record as a senior with a 1.45 ERA over 72.1 innings and notched a save. . . . 6-3 record as a junior with a 2.54 ERA over 49.2 innings. . . . Holds the school record for most complete games in a season (6) and career (8). . . . Two-time first team All-Delta Valley Conference honoree.

MORE ON CAMERON: A business administration major. . . . plans to apply to the masters program in kinesiology with a concentration in sport management after graduation. . . . Parents are Chris and Rochelle Keup. . . . Has an older brother, Brandon. . . . Enjoys golfing, watching movies and playing cards in his free time. . . . Native of Sacramento, Calif. . . . Now calls Elk Grove, Calif., his



H	R	ER	BB	SO	2B	3B	HR	AB	B/AVG	WP	HBP	BK	SFA	SHA
47	26	25	10	20	5	3	3	131	.359	2	2	0	2	2
47	26	25	10	20	5	3	3	131	.359	2	2	0	2	2



Johnny MENDOZA

5-7, 190, C, R/R
SOPHOMORE, 1V
SAINT FRANCIS HS
SUNNYVALE, CALIF.

9

AT SAN JOSÉ STATE: In his second season with the Spartans.

2017: Appeared in 20 games, starting in 13... Started seven games behind the plate and six as the designated hitter... Made his Spartan debut versus BYU (2/23) as a pinch hitter... Started his first game against Pacific (3/7)... Collected his first hit versus Santa Clara (4/4)... Had an on-base percentage of .424... Collected eight RBI on 13 hits... Season-high three hits versus UNLV (5/18)... Collected a pair of two RBI games against Saint Mary's (4/18) and Grand Canyon (5/9)... Had four extra base hits, including a triple against Fresno State (4/30)... Threw out 3-of-10 would be base stealers.


HIGH SCHOOL: A 2016 graduate of Saint Francis High School in Mountain View, Calif. ... Three-time letter winner in baseball playing for coach Mike Oakland... Team captain his senior year... 2015 & 16 West Catholic Athletic League (WCAL) second team choice... During his senior season, collected 20 hits, 16 RBI and scored 14 runs... As a junior, hit .299 with 23 hits, 21 RBI, scored 15 runs and hit one homerun.

MORE ON JOHNNY: Aspires to be a professional baseball player or a police detective after graduation... Enjoys hunting and hanging out with family and friends in his free time... Parents are Rick and Angelica Mendoza... Has an older sister, Lizette, and a younger brother, Niko... Native of Mountain View, Calif. ... Now calls Sunnyvale,

CAREER STATISTICS

Batting							
SEASON	AVG	GP-GS	AB	R	H	2B	3B
2017	.277	20 - 13	47	6	13	3	1
TOTALS	.277	20 - 13	47	6	13	3	1

Fielding							
SEASON	C	PO	A	E	FLD%	DP	TP
2017	54	46	7	1	.981	0	0
TOTALS	54	46	7	1	.981	0	0



HR	RBI	TB	SLG%	BB	HBP	SO	GDP	OB%	SF	SH	SB-ATT
0	8	18	.383	9	3	11	0	.424	0	0	1-1
0	8	18	.383	9	3	11	0	.424	0	0	1-1

SBA	CS	CS%	PB	CI
7	3	.300	3	0
7	3	.300	3	0



Kyle MORRISON

5-11, 210, INF, R/R
SENIOR, 2V
LEIGH HS
SAN JOSE, CALIF.

24

AT SAN JOSÉ STATE: In his fourth season with the Spartans... 2015 Academic All-Mountain West honoree... Has started games at shortstop, second base, third base, and left field.

2017: Appeared in 38 games, starting in 34... Started 29 games at second, four at left and one at third base... Tied for second in the Mountain West in sacrifice bunts with nine... Finished the season with a 19 game bases reached streak... Had an on-base percentage of .366... First career extra base hit, a double, against Hawai'i (3/24)... Hit his first career triple versus San Francisco (5/14)... Had a career-high nine-game hitting streak from April 11 to May 14.

2016: Batted .286 with a .375 on-base percentage in 15 games... Started one game at shortstop against Grand Canyon (5/3) and collected a hit... Drove in two runs against Fresno State (3/24)... Drew a pinch-hit walk against Air Force (3/12).

2015: Played in 29 games and made 22 starts, all at shortstop... Hit .200 in 60 at-bats and scored seven runs... Walked 13 times and accumulated a .351 on-base percentage... Stole two bases in three attempts... Third on the team in sac bunts with six... First career hit came in the season opener at LMU (2/13)... Recorded a hit, a

CAREER STATISTICS

Batting

SEASON	AVG	GP-GS	AB	R	H	2B	3B
2015	.200	29 - 22	60	7	12	0	0
2016	.286	15 - 1	14	2	4	0	0
2017	.241	38 - 34	112	22	27	5	1
TOTALS	.231	82 - 57	186	31	43	5	1

Fielding

SEASON	C	PO	A	E	FLD%	DP	TP
2015	88	39	43	6	.932	13	0
2016	17	7	8	2	.882	3	0
2017	177	65	102	10	.944	29	0
TOTALS	282	111	153	18	.936	45	0



walk and two sac bunts at Fresno State (3/22) . . . First multi-hit game and RBI came against San Diego State (4/12) . . . Scored four runs in three games at Washington State (4/16-4/19).

HIGH SCHOOL: Attended Leigh High School in San Jose, Calif. . . . A four-time letterwinner in both basketball and baseball. . . Part of the 2013-14 Longhorns basketball team that won the Mount Hamilton League with a perfect 14-0 record and the 2014 baseball team that finished second with an 11-3 record. . . Averaged 10.4 points and 3.2 rebounds per game as a senior. . . In baseball, hit .447 with a team-highs in runs scored (28) and triples (3), nine doubles, one home run and 17 RBIs. . . Earned second-team All-Mount Hamilton League recognition as a sophomore and junior and first team honors as a senior. . . Also earned second-team All-San Jose Mercury News in 2014. . . A first-team all-league performer on the hardwood from 2012-14. . . Named 2011 All-San Jose Mercury News Freshman of the Year in 2011 for basketball and 2014 Leigh High School All-Around Male Athlete of the Year.

MORE ON KYLE: Majoring in business administration with a concentration in management information systems. . . Aspires to work in sports marketing when his baseball career is over. . . Parents are Tim and Gina Morrison. . . Has an older brother, Jason, and sister, Jenifer. . . Native of San Jose, Calif.



HR	RBI	TB	SLG%	BB	HBP	SO	GDP	OB%	SF	SH	SB-ATT
0	2	12	.200	13	1	8	4	.351	0	6	2-3
0	3	4	.286	2	0	0	0	.375	0	0	0-0
0	8	34	.304	18	4	11	2	.366	0	9	4-7
0	13	50	.269	33	5	19	6	.362	0	15	6-10

SBA	CS	CS%	PB	CI
0	0	--	0	0
0	0	--	0	0
0	0	--	0	0
0	0	--	0	0



Aaron PLESCHNER

6-0, 190, INF, R/R
JUNIOR, 2V
CARLMONT HS
REDWOOD CITY, CALIF.

11

AT SAN JOSÉ STATE: In his third season with the Spartans...Two season starter at shortstop.

2017: Started in all 55 games at shortstop... Team-high 18 multiple hit games including six 3-hit games... Named Spartan Foundation Student-Athlete of the Month in March... Career-best seven game hit streak (3/17 - 3/25)... Batted in seven different spots in the lineup including 19 times at the leadoff spot... Led the team in at-bats (219)... Second on the team in sacrifice bunts (7)... Third on the team in batting average (.279)... Tied for third on the team in runs scored (27).

2016: Played in the most games (47) and made the most starts (41) of any Spartan freshman... Started 37 games at shortstop and four as the designated hitter. . . Batted leadoff in 31 games. . . Tied for the team lead in RBI with 26. . . Led the team in sacrifice flies with three. . . Hit .264 in 163 at-bats. . . Had 12 multiple hit games and five multiple RBI games including two 3-RBI games. . . Drove in three runs in his first career start against UC Irvine (2/20) . . . Season-high three runs scored in the win against Stanford (3/28) . . . Went 4-for-9 with three RBIs in the doubleheader against Air Force (3/12) . . . Collected five hits and three RBIs in the home series against New Mexico (4/15-17) . . . Season-high six assists against Long Beach State (5/13).

CAREER STATISTICS

Batting							
SEASON	AVG	GP-GS	AB	R	H	2B	3B
2016	.264	47 - 41	163	17	43	3	1
2017	.279	55 - 55	219	27	61	6	2
TOTAL	.272	102 - 96	382	44	104	9	3

Fielding							
SEASON	C	PO	A	E	FLD%	DP	TP
2016	179	69	99	11	.939	24	0
2017	251	80	158	13	.948	40	0
TOTAL	430	149	257	24	.944	64	0



HIGH SCHOOL: Attended Carlmont High School in Belmont, Calif. . . . A four-time letterwinner for head coach Rich Vallero. . . . As a sophomore in 2013, hit .333 with three doubles, a triple and 15 RBIs. . . . Capped off his Scots career by posting a .278 average with six doubles, a triple, and a home run as senior in 2015. . . . Named a second team All-Peninsula Athletic League selection and his school's baseball MVP that season.

MORE ON AARON: Business administration major with a concentration in human resource management. . . . Aspires to play professional baseball after graduation. . . . Parents are Eric Pleschner and Clarissa Lovie. . . . Nickname is "Plesch". . . . Born in Sacramento, Calif. . . . Now calls Belmont, Calif., his hometown.



HR	RBI	TB	SLG%	BB	HBP	SO	GDP	OB%	SF	SH	SB-ATT
0	26	48	.294	11	3	16	1	.317	3	3	2-7
0	18	71	.324	18	3	35	3	.342	0	7	3-9
0	44	119	.312	29	6	51	4	.331	3	10	5-16

SBA	CS	CS%	PB	CI
0	0	--	0	0
0	0	--	0	0
0	0	--	0	0



Kellen STRAHM

6-1, 210, OF, R/R
SOPHOMORE, 1V
LANE COMMUNITY COLLEGE
EUGENE, OREG.

4

AT SAN JOSÉ STATE: In his second season with the Spartans after transferring from Lane Community College... Returning starter at centerfield.

2017: Appeared in all 55 games, starting in 54 in his first season with the Spartans... All 54 starts were at centerfield... Had a 16-game hitting streak (2/23 - 3/21) going 26-for-71 (.366) in the span... Led the Mountain West in steals with 18... Had three multi-steal games including a season-high three steals versus New Mexico (3/11)... Topped Mountain West in base stealing percentage (84.2%) Led the team in runs (36) and walks (29)... Scored season-high three runs against Nevada (3/17) and UNLV (5/20)... Second on the team in on-base percentage (.384)... Tied for second on the team with 15 multi-hit games (12 two-hit games and 3 three-hit games)... Committed just one error out of 138 chances in centerfield.

LANE COMMUNITY COLLEGE: Redshirted the 2016 season.

HIGH SCHOOL: A 2015 graduate of Sheldon High School in Eugene, Ore. ... Lettered in baseball, basketball and football at Sheldon High. . . . Named The Oregonian/OregonLive Athlete of the Year during his senior year. . . In

CAREER STATISTICS

Batting							
SEASON	AVG	GP-GS	AB	R	H	2B	3B
2017	.276	55 - 54	203	36	56	5	1
TOTALS	.276	55 - 54	203	36	56	5	1

Fielding							
SEASON	C	PO	A	E	FLD%	DP	TP
2017	138	135	2	1	.993	0	0
TOTALS	138	135	2	1	.993	0	0



his junior and senior years, batted .424 in 144 at-bats over 45 games... Posted a .536 career on-base percentage... Collected 61 hits including 19 extra base hits... Scored 57 runs... Stole 31 bases in 32 attempts... In his senior year, led team to Class 6A championship... Two-time Class 6A all-state selection and All-Mid West League... Holds five school season records in football: total yards rushing, 1669; most points scored, 208; most touchdowns, 33; most rushing touchdowns, 26; and average yards per rush, 9.7... In his senior season, named Class 6A Offensive Player of the Year playing quarterback... Captain of the basketball team during his senior year that reached the second round of the state playoffs.

MORE ON KELLEN: An economics major... Parents are Curt and Kim Strahm... Curt was an All-American wrestler at Oregon... Kim Manning Strahm was a softball player at Oregon and inducted to the school's Athletic Hall of Fame... Has an older brother, Connor, who was a line-backer on the 2013 through 2017 University of Montana teams... Enjoys skiing and hanging out with family in his



HR	RBI	TB	SLG%	BB	HBP	SO	GDP	OB%	SF	SH	SB-ATT
0	10	63	.310	29	8	36	2	.384	2	3	18-21
0	10	63	.310	29	8	36	2	.384	2	3	18-21

SBA	CS	CS%	PB	CI
0	0	--	0	0
0	0	--	0	0



Jake Swiech

6-3, 215, RHP, R/R
SENIOR, 2V
PARACLETE HS
LANCASTER, CALIF.

34

AT SAN JOSÉ STATE: In his fifth season with the Spartans... 29 of 41 career appearances have come out of the bullpen.

2017: Appeared in 17 games, starting in 11... Last nine appearances were all starting assignments... Second on the team in starts (11)... Pitched atleast 6.0 innings in five of his last eight appearances... Pitched a career-high 8.0 innings against Air Force (4/22)... Set career game-high in strikeouts (5) against Nevada (3/17)... Picked up a win against Pacific (3/7) pitching 3.0 innings of shutout ball in a "staff" start.

2016: 17 of 18 appearances came out of the bullpen... Posted a 1-3 record with two saves... Had a 5.76 ERA in 25.1 innings... Picked up his first career win against Pacific (4/26) in his only start of the season striking out a season-high three batters... Pitched a scoreless inning in three of the four game series against UC Irvine (2/19-21)... Picked up saves against Cal Poly (4/3) and Grand Canyon (5/4).

CAREER STATISTICS

Pitching	ERA	W-L	APP-GS	CG	SHO	SV	IP
SEASON							
2014	--	--	--	--	--	--	--
2015	9.53	0-0	6-0	0	0	0	5.2
2016	5.76	1-3	18-1	0	0	2	25.0
2017	5.95	1-5	17-11	0	0	0	65.0
TOTALS	6.11	2-8	41-12	0	0	2	95.2



2015: Appeared in six games out of the bullpen... Posted a 9.53 ERA in 5.2 innings... Struck out four and walked four... First career appearance came in relief against Stanford (3/3)... Tossed a scoreless inning of relief at Stanford (4/28)... Threw an inning of shutout ball against UNLV (5/16).

2014: Did not see game action.

HIGH SCHOOL: Attended Paraclete High School in Lancaster, Calif. ... A two-sport athlete earning three letters in baseball and two in football... Was a starting pitcher and catcher for the Spirits... Had a sub-2.00 ERA during all three seasons as a pitcher... Was an offensive MVP of the team during his junior year when he was a second-team All-Alpha League selection... Received first-team all-league honors as a senior as well as being named the team MVP... Finished high school with a career .391 batting average... An Antelope Valley Press All-Valley Team selection in 2013.

MORE JAKE: A geography major... Aspires to be a city planner or play professional baseball after graduation... Enjoys snowboarding and fishing... Born in North Hills, Calif. ... Now calls Lancaster, Calif., his hometown.



H	R	ER	BB	SO	2B	3B	HR	AB	B/AVG	WP	HBP	BK	SFA	SHA
--	--	--	--	--	--	--	--	--	--	--	--	--	--	--
10	10	6	4	4	2	0	2	28	.357	2	0	0	0	0
33	20	16	18	9	5	0	2	97	.340	4	3	0	2	3
84	51	43	16	37	21	1	6	274	.307	6	5	0	1	3
127	81	65	38	50	28	1	10	399	.318	12	8	0	3	6



Shane TIMMONS

6-0, 225, INF, R/R
SENIOR, 3V
CAPISTRANO HS
RANCHO MISSION VIEJO, CALIF.

35

AT SAN JOSÉ STATE: Entering his fourth season with the Spartans... Career batting average of .301...Only returning starter with a career batting average of .300 or higher.

2017: Started in all 55 games, 53 at first base and two as the designated hitter... Finished the season batting .304 going 6-for-8 in the season's final series against UNLV... For the second year in a row, led the team in batting average (.304), on-base percentage (.397) and hits (62)... Also led the team in slugging percentage (.510), RBI (46), triples (2), homeruns (10), total bases (104), hit by pitch (13), sacrifice flies (7) and multiple RBI games (12)... Reached base in 22 consecutive games (3/11 - 4/15)... hit a walk-off home run in the bottom of the 13th inning against BYU (2/23)... Hit game tying two-run homer in the bottom of the ninth versus New Mexico (4/9).

2016: Started in 48 of the 49 games played... Played first base in 46 games... Batted cleanup in 41 games... Led the team in batting average (.328), on-base percentage (.383), hits (61) and multiple hit games (17)... Tied for the team lead in RBIs with 26... Second on the team in slugging percentage (.452), home runs (4) and total bases (84)... Had a team-high 12 game hitting streak... Reached base in 24 consecutive games (2/23 - 4/19)... Hit safely in 39 of 49 games... Slugged home

CAREER STATISTICS

Batting

SEASON	AVG	GP-GS	AB	R	H	2B	3B
2015	.252	38 - 32	119	11	30	3	0
2016	.328	49 - 48	186	22	61	9	1
2017	.304	55 - 55	204	33	62	8	2
TOTALS	.301	142 - 135	509	66	153	20	3

Fielding

SEASON	C	PO	A	E	FLD%	DP	TP
2015	1	1	0	0	1.000	0	0
2016	449	422	24	3	.993	39	0
2017	544	507	35	2	.996	45	0
TOTALS	994	930	59	5	.995	84	0



runs against UC Irvine (2/19), UNLV (3/4), Grand Canyon (5/3) and San Diego State (5/25)... Season-high four hits against Grand Canyon (5/4)... Drove in season-high three runs against Michigan (3/2).

2015: Appeared in 38 games and started 32, all as the designated hitter... Became one of the Spartans' most viable power threats... Batted primarily out of the cleanup spot in the lineup... Hit .252 with 16 RBIs in 116 at-bats... Slugged a team-high four home runs... Added three doubles... Tied for second on the team in stolen bases with five... First career hit was an RBI single to center as part of a 2-for-3 day at SDSU (2/27)... Went 1-for-5 with an RBI and run scored versus Stanford (3/3)... Stole the first two bases of his career and went 1-for-2 against Air Force (3/8)... Hit safely in every game of the first Nevada series, including two two-hit games (3/27-3/29)... Went 3-for-3 with two runs scored, a double and four RBIs against San Diego State (4/12)... First career home run was a two-run blast at No. 24 Nevada (4/25)... Homered twice in a span of three pitches against Fresno State (5/2).

HIGH SCHOOL: Attended Capistrano Valley High School in Mission Viejo, Calif... A two-year letterwinner for head coach Bob Zamora... Teammate of fellow Spartan freshman Daniel Harris... Part of a Cougars squad that won the South Coast League crown with an 8-4 conference record in 2014... As a junior in 2013, hit .337 with 15 runs scored, five doubles, one home run and 22 RBIs... Hit .243 with five doubles, two home runs and 20 RBIs in his senior campaign.

MORE ON SHANE: Majoring in communication studies... Aspires to go into law enforcement after graduation... Parents are Michael and Sheila Timmons... Has an older sister, Kyla... Enjoys fishing and cooking in his free time... Native of Anaheim, Calif... Now calls Mission Viejo, Calif., his hometown.

TM

HR	RBI	TB	SLG%	BB	HBP	SO	GDP	OB%	SF	SH	SB-ATT
4	16	45	.378	10	2	18	3	.318	1	0	5-6
4	26	84	.452	14	4	24	5	.383	2	0	1-7
10	46	104	.510	23	13	44	7	.397	7	0	6-9
18	88	233	.458	47	19	86	15	.374	10	0	12-22

SBA	CS	CS%	PB	CI
0	0	--	0	0
0	0	--	0	0
0	0	--	0	0
0	0	--	0	0



Zachary WALLACE

5-10, 180, LHP, L/L
JUNIOR, 2V
WASHINGTON HS
FREMONT, CALIF.

7

AT SAN JOSÉ STATE: In his third season with the Spartans . . . 2016 Academic All-Mountain West honoree.

2017: Made 32 appearances, starting in four... Tied for third in the Mountain West conference in appearances with 32... Pitched in all three games in the New Mexico series (3/10-3/12) and San Diego State series (5/5-5/7)... Made his first career start as a Spartan against Santa Clara on 3/29 after 32 appearances in relief... Did not allow a run for the first 14 appearances of the season... Second on the team in wins (3)... Picked up a win against Santa Clara (3/29), Saint Mary's (4/25) and UNLV (5/18)... Pitched a season-high 3.0 innings against Santa Clara (3/29) for the win.

2016: Made 20 appearances out of the bullpen . . . Tied for second on the team with three wins . . . Posted a 3-3 record with a 6.48 ERA . . . Picked up his first career win against Cal Poly (4/2), pitching 1.1 inning of scoreless ball . . . Pitched a season-high 6.2 innings and five strikeouts to pick up his second win against Grand Canyon (5/4) . . . Pitched three scoreless innings against Saint Mary's (5/10) to pick up his third win.

CAREER STATISTICS

Pitching							
SEASON	ERA	W-L	APP-GS	CG	SHO	SV	IP
2016	6.48	3-3	20-0	0	0	0	33.1
2017	4.85	3-0	32-4	0	0	0	29.2
TOTALS	5.71	6-3	52-4	0	0	0	63.0



HIGH SCHOOL: Attended Washington High School in Fremont, Calif. . . . Lettered three times in baseball and once in football for the Huskies. . . . Posted a 9-3 record with a 1.49 ERA in a team-high 75 innings as a junior in 2014. . . . Hit .343 with a pair of doubles and triples that season. . . . A two-time first team All-Mission Valley Athletic League (MVAL) pitcher and MVAL Pitcher of the Year. . . . Earned Second Team All-East Bay honors as an outfielder in 2014. . . . Also a standout football player. . . . As a senior, received All-MVAL honorable mention recognition as a wide receiver.

MORE ON ZACH: A justice studies major. . . . Aspires to work as a detective or work for the FBI after graduation. . . . Parents are Greg and Krissy Wallace. . . . Has two older brothers, Anthony and Marc. . . . Enjoys spending time with friends, boating, surfing and playing football and basketball. . . . Native of Fremont, Calif.



H	R	ER	BB	SO	2B	3B	HR	AB	B/AVG	WP	HBP	BK	SFA	SHA
30	24	24	17	21	9	2	0	122	.246	2	12	0	1	7
33	21	16	13	30	8	0	5	117	.282	0	3	0	2	0
63	45	40	30	51	17	2	5	239	.264	2	15	0	3	7



Chris WILLIAMS

6-0, 205, OF, L/L
SENIOR, 2V
SAN JOAQUIN DELTA COLLEGE
ANTIOCH, CALIF.

6

AT SAN JOSÉ STATE: In his third season with the Spartans... Played at SJSU during the 2015 season and at San Joaquin Delta College in 2016 before returning to San José State.

2017: Played in 48 games, starting in 47... Started 44 games at right field and three as the designated hitter... First on the team in doubles (11)... Second on the team in batting average (.298), slugging percentage (.427) and home runs (4)... Three of his home runs either put the Spartans ahead or tied the game and all three came in the seventh inning or later... Five consecutive hits in the San Diego State series from 3/31 to 4/1... Had 14 multi-hit games, including five three-hit games... Season-high nine game hitting streak (4/28-5/10).

SAN JOAQUIN DELTA COLLEGE (2016): Played one season at San Joaquin Delta College in Stockton, Calif. ... Coached by Reed Peters... Led the team in home runs with seven while hitting .322 in 143 at-bats... 16 of his 46 hits were for extra bases... Had a .450 on-base percentage and stole 12 bases.

2015: Started in 48 of the 53 games... 47 of his starts were at first base and one as designated hitter... Batted .242 in 182 at-bats with seven extra base hits including

CAREER STATISTICS

Batting

SEASON	AVG	GP-GS	AB	R	H	2B	3B
2015	.242	53 - 48	182	21	44	5	0
2017	.298	48 - 47	178	24	53	11	0
TOTALS	.269	101 - 95	360	45	97	16	0

Fielding

SEASON	C	PO	A	E	FLD%	DP	TP
2015	411	373	30	8	.981	33	0
2017	87	79	6	2	.977	1	0
TOTALS	498	452	36	10	.980	34	0



two home runs... Finished the season with a 13-game bases reached streak... 10 multiple-hit games including a three-hit game against New Mexico (5/9)... Hit a home run against Pac-12 foes Oregon State (5/25) and Washington State (4/18)... Season-high 14 putouts against Northern Colorado (2/21) and Santa Clara (5/12).

HIGH SCHOOL: Attended De La Salle High School in Concord, Calif. ... Lettered twice in both baseball and football... Quarterbacked the Spartans to a 15-0 record and CIF Open Division State Championship victory over Centennial in 2012 and 14-1 record and CIF Open Division State Championship berth in 2013... Threw for 2,772 yards, rushed for another 874 and accounted for 53 total touchdowns in his career... Enjoyed a standout junior year on the baseball field, posting a .424 batting average with six doubles, three home runs and 28 RBIs... As a senior in 2014, hit a team-high .398 with nine doubles, a home run and 14 RBIs... Earned second-team All-East Bay Athletic League recognition as a senior and third team honors as a junior.

MORE ON CHRIS: Mother is Shelley Williams... Older brother, Anthony, played wide receiver at UNLV... Enjoys fishing in his free time... Native of Bakersfield, Calif. ... Now calls Antioch, Calif., his hometown.



HR	RBI	TB	SLG%	BB	HBP	SO	GDP	OB%	SF	SH	SB-ATT
2	14	55	.302	20	3	32	5	.325	1	0	2-6
4	22	76	.427	12	8	31	1	.367	1	5	3-9
6	36	131	.364	32	11	63	6	.346	2	5	5-15

BA	CS	CS%	PB	CI
0	0	--	0	0
0	0	--	0	0
0	0	--	0	0



Joshua ZANGER

5-11, 200, RHP, R/R
SOPHOMORE, 1V
PALMA HS
HOLLISTER, CALIF.

38

AT SAN JOSÉ STATE: In his second season with the Spartans.

2017: Appeared in 15 games, starting in one... Picked up a win in his Spartan debut against BYU (2/25)... Made his lone start against Pacific (3/21)... Pitched a season-high 3.0 innings against Grand Canyon (5/10) holding the Antelopes scoreless... Posted a pair of three strikeout games against Air Force (4/21) and Grand Canyon (5/10).

HIGH SCHOOL: A 2016 graduate of Palma High School in Salinas, Calif. . . . Two-time letter winner playing for coach Pete Ruiz. . . . Posted a senior year record of 4-1 with a 0.86 ERA. . . . Credited with two saves. . . . Struck out 54 batters in 57.0 innings while walking just 13. . . . Held opponents to a .148 batting average. . . . Named first team All-Monterey Bay League (MBL) pitcher. . . . Co-Pitcher of the Year in the MBL.

MORE ON JOSH: Has not declared a major. . . . Enjoys fishing, camping and spending time with family and friends. . . . Parents are Charles and Jorene Zanger. . . . Has four siblings: Zach, Carly, Ben and Quin. . . . Native of Hollister, Calif. . . . Now calls Gilroy, Calif., his hometown.

CAREER STATISTICS

Pitching

SEASON	ERA	W-L	APP-GS	CG	SHO	SV	IP
2017	3.57	1 - 1	15 - 1	0	0	0	17.2
TOTALS	3.57	1 - 1	15 - 1	0	0	0	17.2



H	R	ER	BB	SO	2B	3B	HR	AB	B/AVG	WP	HBP	BK	SFA	SHA
21	10	7	7	11	6	0	2	71	.296	3	3	0	0	0
21	10	7	7	11	6	0	2	71	.296	3	3	0	0	0





SPARTAN *Newcomers*



MICHAEL BOWES

5-11, 202, OF, R/R #21
JUNIOR
MISSION COLLEGE
LOS ALTOS, CALIF.

AT SAN JOSÉ STATE: In his first season as a Spartan.

MISSION COLLEGE: Played one season with coach Bobby Hill... Recorded a complete season hit streak with 37... Held a .434 batting avg., .623 SLG., with 69 hits... Earned All-Northern California honors... Named first-team All-Conference.

SANTA CLARA UNIVERSITY: Played six games in 2016 and had five at-bats.

HIGH SCHOOL: A 2015 graduate of Bellarmine College Preparatory School... Played in 25 games his senior season and batted .295 for coach Mike Rodriguez.

MORE ON MICHAEL: Plans to major in business management... Parents names are Mike and Kristen... Has sister named Brinley.




WALKER BRINKMAN

6-0, 170, RHP, R/R #39
FRESHMAN
HERITAGE HS
BRENTWOOD, CALIF.

AT SAN JOSÉ STATE: In his first season as a Spartan.

HIGH SCHOOL: A 2017 graduate of Heritage High School... Played for coach Kevin Brannan... Earned first-team Bay Valley Athletic League honor his junior season... Earned second-team Bay Valley Athletic League recognition his senior year.

MORE ON WALKER: Plans to major in business... Played summer baseball for the Zoots of Northern California under coach Jon Zuber... Parents are Stan and Sue.



SANTIAGO CANTU

#28 5-10, 168, INF, R/R
FRESHMAN
PATTERSON HS
PATTERSON, CALIF.

AT SAN JOSÉ STATE: In his first season as a Spartan. Versatile defender, can play any position.

HIGH SCHOOL: A 2017 graduate of Patterson High School... A four-time letter winner for coach Michael Parker... Earned Stanislaus District Player of the Year... Selected as a 2016 Louisville Slugger High School All-American... Had a batting average of .434 in 101 games with 124 hits and 79 RBIs in his high school career.

MORE ON SANTIAGO: Parents are Santiago and Belinda Cantu... Has a sibling named Dulce... Enjoys fishing... Native of Modesto, Calif., but calls Patterson, Calif. his hometown.



WESLEY CLAWSON

#12 6-1, 205, LHP, L/L
FRESHMAN
RED BLUFF HS
RED BLUFF, CALIF.

AT SAN JOSÉ STATE: In his first season as a Spartan. Will pitch out of the bullpen.

HIGH SCHOOL: A 2017 graduate of Red Bluff High School in Red Bluff, Calif. ... Three-time letter winner in baseball for coach Ryland Sanders... Two-time letter winner in football for coach Corey Hein... Earned a letter in basketball for coach Pablo Vazquez... Earned all-league honors in baseball and football... All-C.I.F. Northern Selection football honors.

MORE ON WESLEY: Majoring in kinesiology... Hopes to have a career in physical therapy after graduation... Parents are Gary and Kim Clawson... Has two siblings: Cassie and Andrew... Played summer baseball for Chico Aces under coach Lance Franks... Native of Red Bluff, Calif.



JACK COLETTE

#15

6-0, 190, RHP, L/R
FRESHMAN
ST. JOHN BOSCO HS
TORRANCE, CALIF.

AT SAN JOSÉ STATE: In his first season as a Spartan.

HIGH SCHOOL: A 2017 graduate of St. John Bosco High School in Bellflower, Calif. ...Two-time letter winner for coach Don Barbara. . . . Posted a .350 batting avg. in senior season with nine triples and three homeruns... Helped team to its first Trinity League Title in school history. . . . Earned second-team all-league honors.

MORE ON JACK: Plans to major in communication studies. . . . Played summer baseball for Playa Vista Orioles for coach Tim Olivarez. . . . Parents are Michael and Rose. . . . Favorite activities are to go to the beach, fishing, and watching Netflix.



FIN DEL BONTA-SMITH

#19

6-0, 195, RHP, R/R
JUNIOR
DELTA COLLEGE
SOQUEL, CALIF.

AT SAN JOSÉ STATE: In his first season with the Spartans. Will pitch as a starter.

DELTA COLLEGE: Attended Delta College in Stockton, Calif. during 2016-17 season. . . . Played for coach Reed Peters.

UNIVERSITY OF THE PACIFIC: Pitched for University of the Pacific for 2015-16 season. In 2016, led the team in wins with a 4-3 win-loss record.

HIGH SCHOOL: A 2015 graduate of Soquel High School in Soquel, Calif. . . . Four-time letter winner for coach Robert Zuniga. . . . Senior season earned "Pitcher of the Year" honor. . . . Three-time all-league baseball player. . . . Appeared in 229 games all in relief...5.01 ERA with one save...Two-time all-league football player.

MORE ON FINEAS: Plans to major in psychology... Parents are Eric and Eireann...Has sibling named Ciaran...Enjoys fishing, snowboarding, and playing guitar in his free time.



JASON DUMONT

#17 5-11, 190, INF, S/R
FRESHMAN
SUNSET HS
PORTLAND, ORE.

AT SAN JOSÉ STATE: In his first season as a Spartan.

HIGH SCHOOL: A 2017 graduate of Sunset High School in Portland, Ore. . . Four-time letter winner in baseball for coach John Barnes. . . As a sophomore, he led team in doubles (10), triples (3), and HBP (5). . . Junior season led the team in homeruns (3), and tied in triples (3). . . Earned second-team all-league infielder honors. . . Earned second-team all-league pitcher honors. . . Three-time letter winner in football for coach Damien Merrick. . . Threw for 2,820 yards and 20 touchdowns, rushed for 441 yards and four touchdowns. . . Earned second-team all-league honors as a quarterback.

MORE ON JASON: Plans to major in business accounting and finance. . . Parents are Jeff and Suzi DuMont. . . Sisters are Megan and Katie. . . Enjoys fishing, ping pong, and golfing.



JACE DUTY

#23 6-0, 195, C, R/R
JUNIOR
CHEMEKETA CC
NEWPORT, OREG.

AT SAN JOSÉ STATE: In his first season as a Spartan.

CHEMEKETA COMMUNITY COLLEGE: Attended Chemeketa Community College in Salem, Ore. . . Played in 90 games for coach Nathan Pratt. . . Recorded a .284 batting avg., with 86 hits, 26 doubles, 4 home runs, and 32 stolen bases. . . first-team all-region. . . 2017 NWAC South Region Gold Glove Team award winner.

HIGH SCHOOL: A 2015 graduate of Newport High School. . . Four-time letter winner in football for coach Rod Losier. . . Four-time letter winner in baseball for coach Ken Riley. . . In his senior season held a .570 batting avg, .653 OBP, 45 hits, 37 RBIs, 34 runs, and seven homeruns. . . Three-time first team all-league. . . Two-time First Team All-State. . . 2015 Oregon West Conference Position Player of the Year.

MORE ON JACE: Parents names are Rich and Toni. . . Has sibling named Mackenzie. . . Plans to major in communication studies. . . After graduation has plans to be a hunting and fishing guide.



HAYDEN HOUSER

5-9, 190, OF, R/R
FRESHMAN
FLOWER MOUND HS
FLOWER MOUND, TEXAS
#40



RUBEN IBARRA

6-5, 285, INF, R/R
FRESHMAN
ST. FRANCIS HS
WATSONVILLE, CALIF.
#44

AT SAN JOSÉ STATE: In his first season as a Spartan.

HIGH SCHOOL: A 2017 graduate of Flower Mound High School...Three-time letter winner in football for coach Dane Johnson...Two-time letter winner in baseball for coach Danny Wallace.

MORE ON HAYDEN: Plans to major in hospitality and tourism management and minor in finance...Parents are Brian and Debby...Has sibling named Clark...Played summer baseball for Academy Select Baseball under coach Linty Ingram...Enjoys fishing in his free time.

AT SAN JOSÉ STATE: In his first season as a Spartan.

HIGH SCHOOL: A 2017 graduate of St. Francis High School...Earned all-league for baseball, football, and basketball...First team all county for baseball and football...Earned MVP Award for baseball...Most home runs in school history...In junior season led league in home runs, fielding percentage, on base percentage, slugging percentage, and batting percentage...Led league every year in home runs...Second team all county for basketball...State finalist in basketball.

MORE ON RUBEN: Plans to major in recreation and management...Parents are Pedro and Nicole...Has two siblings named Pedro and Nicholas...A member of Jacob's Heart Foundation...Played summer baseball for Northern California Baseball Coast Section under coach James Gomez...Grandpa and uncle are professional steer wrestlers...Plans to pursue professional baseball or scouting after graduation...Enjoys working out, hitting baseballs, and being with friends and family.



CONNOR KONISHI

6-1, 195, OF, L/L
FRESHMAN
HELIX CHARTER HS
SAN DIEGO, CALIF. **#25**

AT SAN JOSÉ STATE: In his first season as a Spartan.

HIGH SCHOOL: A 2017 graduate of Helix Charter High School. . . Team won baseball league title in 2016 & 2017 for under coach Cole Holland. . . Earned first-Team All-East County.

MORE ON CONNOR: Plans to major in communication studies and minor in education. . . Parents are Brian and Patti. . . Has sibling named Taylor. . . Played club Baseball for the San Diego Show under coach Austin Rauch.



ANDREW MITCHEL

6-1, 195, LHP, L/L
JUNIOR
GROSSMONT COLLEGE
ATWATER, CALIF. **#20**

AT SAN JOSÉ STATE: In his first season as a Spartan. Will pitch out of the bullpen.

GROSSMONT COLLEGE: Attended Grossmont College in El Cajon, Calif. from 2016-17. . . Posted a record of 6-1. . . Won a state championship under coach Randy Absheir. . . Played for Fresno City College in 2016 and won the Central Valley Conference championship.

HIGH SCHOOL: A graduate of Buhach Colony High School in Atwater, Calif. . . Four-time letter winner in baseball for coach Greg Wakefield. . . Earned first-team All-Conference his senior season. . . All-Central California Conference honors and second-team all conference honors as a junior.

MORE ON ANDREW: Plans to major in justice studies. . . Hopes to become a United States Navy Seal after graduation. . . Grandfather Dave Mitchel was a U.S. Air Force pilot. . . Parents are Kevin and Suzie Mitchel. . . Has a sister named Elizabeth. . . Native of Austin, Texas.



NICHOLAS MORALES

#33

6-2, 225, RHP, R/R
FRESHMAN
SAINT JOHN BOSCO HS
DOWNEY, CALIF.

AT SAN JOSÉ STATE: In his first season as a Spartan. Starting pitcher in 2018.

HIGH SCHOOL: A 2017 graduate of Saint John Bosco High School. . . Played for coach Don Barbara. . . Trinity League Pitcher of the Year. . . C.I.F. Southern Section Division 2 second-team selection...First-Team All-Trinity League.

MORE ON NICHOLAS: Parents are Samuel and Maria. . . Has two siblings named Coby and Chris. . . Plans to major in philosophy. . . After graduation hopes to play in the Major Leagues. . . Likes cars and going paint balling.



SAMUEL OLSSON

#14

6-1, 213, C, R/R
FRESHMAN
SHELDON HS
EUGENE, ORE.

AT SAN JOSÉ STATE: In his first season as a Spartan.

HIGH SCHOOL: A 2017 graduate of Sheldon High School. . . Four-time letter winner in football for head coach Lane Johnson. . . Four-time letter winner in baseball for coaches Stan Manley and Tyler Martell. . . One letter earned in basketball. . . Earned first-team all-state baseball honors as a junior...Four-time all-league choice in baseball...Batted .417 as a freshman and .475 his junior season.

MORE ON SAMUEL: Parents are Eric and Jodie Olsson. . . Has a brother named Ben. . . After graduation has plans to coach baseball and work for his father. . . Enjoys watching Seinfeld and hanging with friends.



SAWYER PITTMAN

#13

5-8, 165, INF, R/R
JUNIOR
REEDLEY COLLEGE
SANGER, CALIF.

AT SAN JOSÉ STATE: In his first season as a Spartan. Shortstop prospect.

REEDLEY COLLEGE: Attended Reedley College and played for coach Steve Pearse. . . Earned 2016 and 2017 All Central Valley Conference first team honors...2017 all-state infielder and second-team Pacific Association Northern California All Region second-team... 2017 Central Valley Conference Gold Glove Team "MVP"

HIGH SCHOOL: A 2015 graduate of Sanger High School. . . Three-time letter winner in both baseball and football.

MORE ON SAWYER: Plans to major in communication studies. . . After graduation plans to pursue a career as a firefighter. . . Parents are Alan and Amanda. . . Has five siblings named Shaun, Forrest, Taylor, Hunter, and Marshall.



BRANDON ROSS

#31

6-0, 190, LHP, L/L
FRESHMAN
VISTA MURRIETA HS
MURRIETA, CALIF.

AT SAN JOSÉ STATE: In his first season as a Spartan.

HIGH SCHOOL: A 2017 graduate of Vista Murrieta High School. . . A two-time letter winner in baseball for coach Matt Mosiello. . . Posted high school career statistics of 2.24 ERA, 11-4 win-loss record, and an opponent batting average of .212. . . In his senior season recorded an 8-2 win-loss record, pitched 59 innings with an opponent batting average of .189. . . Earned 2017 Southwestern League Pitcher of the Year. . . 2017 Southwestern League first-team selection. . . 2017 second-team All CIF pick.

MORE ON BRANDON: Parents are Byron and Gina Ross. . . Has two siblings named Brandt and Grace. . . After graduation plans to pursue a career in Major League Baseball. . . Played summer baseball for the Southern California Bombers... Enjoys football, drawing, guitar, and videogames.



TRAVIS SANDERS

#30 5-11, 180, RHP, R/R
JUNIOR
LINN-BENTON CC
HOOD RIVER, ORE.

AT SAN JOSÉ STATE: In his first season as a Spartan.

LINN-BENTON COMMUNITY COLLEGE: Attended Linn-Benton Community College. . . First-team all-conference pitcher for coach Ryan Gipson. . . Pitched 55 innings with 46 strikeouts. . . Had a 6-0 win-loss record.

UNIVERSITY OF PORTLAND: Attended the University of Portland in 2015 as a freshman. A 2015 redshirt.

HIGH SCHOOL: 2014 graduate of Lake Oswego High School. . . First team all-league pitcher 2012 and 2014. . . Second team all-state pitcher 2012. . . First team all-league Infielder in 2013-14. . . Second team all-state short stop in 2013.

MORE ON TRAVIS: Plans to major in political science with a minor in finance. . . Parents are Martin and Kathleen. . . Has a brother named Taylor who played baseball for North Dakota State University. . . Played Summer ball for Capitol City Select under coach Justin Barchus. . . Summer ball club earned a ranking of 26th in the nation in 2013 by USSSA. . . After graduation hopes to work in an insurance related field.



FRANK SCALZO, JR.

6-3, 185, RHP, S/R
FRESHMAN **#10**
VISTA HS
VISTA, CALIF.

AT SAN JOSÉ STATE: In his first season as a Spartan.

HIGH SCHOOL: A 2017 graduate of Vista High School in Vista, Calif. . . Two-time letter winner for coach Ricky Imperiaci. . . Played in 62 games with a batting avg. of .325, OBP .413, 63 hits, 21 RBIs, 47 runs. . . Earned first-team all-league.

MORE ON FRANK: Plans to major in economics and minor in business finance. . . Hopes to find a career in economics after graduation. . . Parents are Frank and Connie. . . Siblings are Jonathon and Anthony. . . Played summer baseball for Solana Beach Cardinals for coach Jon Lukens. . . Enjoys working on his car and playing the ukulele in his free time.



41

JUSTIN WATLAND

6-4, 205, RHP, R/R #41
JUNIOR
FEATHER RIVER COLLEGE
RENO, NEV.

AT SAN JOSÉ STATE: In his first season as a Spartan. Pitching out of the bullpen.

FEATHER RIVER COLLEGE: Attended Feather River College and played two seasons for coach Terry Baumgartner...Posted a 2.57 ERA as a freshman and led the Golden Valley Conference with three saves... Sophomore season had a 3.90 era as a starter with six wins.

HIGH SCHOOL: A 2014 graduate of Reno High School.

MORE ON JUSTIN: Plans to major in business with a focus in entrepreneurship...Parents are Mike and Cindy...Has two siblings named Jeremy and Craig... After graduation hopes to own his own business... Enjoys playing guitar, snowboarding, and surfing in his free time.



First

Year	Player	Round	Overall	Team	Position
2017	Josh Nashed*	19	582	Cleveland Indians	RHP
2017	Matt Brown*	27	816	San Francisco Giants	RHP
2013	D.J. Slaton	37	1118	Tampa Bay Rays	P
2012	Zach Jones*	4	130	Minnesota Twins	P
2012	Michael Aldrete	39	1200	St. Louis Cardinals	P
2011	Roberto Padilla*	8	258	Colorado Rockies	P
2011	Danny Stienstra	12	380	St. Louis Cardinals	1B
2011	Esteban Guzman	17	517	Washington Nationals	P
2011	Kerry Jenkins	38	1144	Arizona Diamondbacks	OF
2009	Kyle Bellows	4	125	Cleveland Indians	3B
2009	David Berner	14	431	Houston Astros	LHP
2009	Max Peterson	18	543	Oakland Athletics	LHP
2009	Trevor Gibson	25	751	Colorado Rockies	RHP
2009	Ryan Shopshire	32	970	Toronto Blue Jays	RHP
2007	Donato Giovanatto	33	1015	Los Angeles Angels	OF
2006	Brandon Dewing	16	488	Oakland Athletics	P
2006	Brandom Fromm	41	1221	Seattle Mariners	1B
2005	Anthony Contreras	9	282	San Francisco Giants	SS
2005	Travis Becktel	15	447	Colorado Rockies	OF
2005	Brad Kilby	29	881	Oakland Athletics	P
2004	Matt Durkin	2	44	New York Mets	P
2004	Kevin Frandsen	12	370	San Francisco Giants	2B
2004	Jose Amaya	38	1127	Cleveland Indians	P
2002	Adam Shorsher	6	175	San Diego Padres	C
2002	Don Gemmill	12	345	Cincinnati Reds	P
2002	Gabe Lopez	17	516	New York Yankees	IF
2002	Jahseam George	18	544	Cleveland Indians	P
2002	Hector Zamora	21	636	New York Yankees	3B
2002	Jeremy Rogelstad	33	989	Philadelphia Phillies	P
2001	Junior Ruiz	9	276	Cincinnati Reds	1B
2001	Matt Kauffman	13	400	Los Angeles Dodgers	P
2001	Chris Sherman	30	912	New York Mets	P
2001	John Fagan	33	986	Houston Astros	IF
2001	Brandon Macchi	34	1016	Houston Astros	OF
2000	Joey Baker	16	464	Kansas City Royals	P
2000	Chris Key	18	521	Florida Marlins	P
2000	Jeremy Rogelstad	18	546	Cleveland Indians	P
1999	Vince Lacorte	5	161	Anaheim Angels	P
1998	Javier Pamus	20	587	Kansas City Royals	P
1998	Tony James	20	595	Boston Red Sox	2B
1998	Mike Wright	22	670	Florida Marlins	C
1998	Casey Cheshier	39	1181	Atlanta Braves	3B
1998	Jajseam George	42	1265	Los Angeles Dodgers	P
1997	Javier Pamus	11	340	Houston Astros	P
1997	Jason Jimenez	28	864	Tampa Bay Devil Rays	P
1996	Jason Davis	30	886	Philadelphia Phillies	P
1994	Paul Pavichich	12	323	Minnesota Twins	P
1994	Dave Sick	34	937	California Angels	P
1993	Dave Zuniga	23	640	New York Mets	SS



* - Active at major or minor league level

DRAFT



Story

Year	Player	Round	Overall	Team	Position
1993	Gerad Cowhorn	33	923	Cleveland Indians	3B
1992	Anthony Chavez	50	1392	California Angles	P
1991	Steve Anderson	23	595	New York Yankees	SS
1991	Mark Ringkamp	24	639	Texas Rangers	P
1991	Ken Henderson	60	1462	San Francisco Giants	OF
1990	Jeff Ball	12	322	Houston Astros	3B
1990	Eric Booker	27	723	Oakland Athletics	OF
1990	Dave Tellers	28	728	Pittsburgh Pirates	P
1989	Kevin Tannahill	19	493	Milwaukee Brewers	C
1988	Dan Archibald	14	362	Montreal Expos	P
1988	Eric Nelson	21	544	Montreal Expos	3B
1988	Paul Bacosa	62	1389	Atlanta Braves	P
1987	Anthony Telford	3	65	Baltimore Oriels	P
1987	Monte Brooks	24	613	San Diego Padres	OF
1986	Steve Ochoa	37	827	Philadelphia Phillies	OF
1985	Terrill Adams	12	291	Texas Rangers	P
1985	Steven Vasquez	14	354	Atlanta Braves	P
1984	Ken Caminiti	3	71	Houston Astros	3B
1984	Huck Hibberd	8	196	Texas Rangers	P
1984	Ron Rooker	16	399	St. Louis Cardinals	P
1984	Tom Krause	30	712	Seattle Mariners	SS
1983	Sam Rebiejo	10	249	New York Yankees	P
1983	Ed Bass	17	439	Kansas City Royals	P
1983	Huck Hibberd	8	196	Atlanta Braves	P
1983	John McLamon	20	515	Philadelphia Phillies	P
1981	Mark Langston	2	35	Seattle Mariners	P
1980	Mike Brown	7	176	California Angels	OF
1980	John Tillema	8	187	San Diego Padres	P
1979	Derek Bulcock	33	795	Minnesota Twins	SS
1979	Matt Maki	40	857	Cleveland Indians	P
1978	Richard Lane	10	237	New York Mets	C
1978	Rodney Kemp	10	255	Los Angeles Dodgers	OF
1978	Randy Johnson	11	263	New York Mets	SS
1978	Richard Rafael	25	605	Chicago Cubs	P
1978	Randy Rambis	26	620	Cleveland Indians	P
1976	Glenn Williams	17	396	Texas Rangers	OF
1975	Jeff Gingrich	10	226	Montreal Expos	P
1974	Mark Carroll	19	426	San Diego Padres	P
1973	Kris Sorenson	36	703	St. Louis Cardinals	P
1973	William Heigel	48	738	Kansas City Royals	OF
1972	Michael Rusk	11	254	New York Yankees	P
1972	Tim Day	12	283	San Francisco Giants	OF
1972	John Urzi	36	738	Kansas City Royals	2B-SS
1971	Larry Lintz	6	122	Montreal Expos	SS-2B
1971	Greg Marshall	7	147	Kansas City Royals	OF
1970	Thomas Corder	14	321	Los Angeles Dodgers	SS
1970	Gary Houston	4	72	Kansas City Royals	P
1969	Donals Kinzel	26	604	Philadelphia Phillies	2B
1969	Mike Popovec	30	710	Montreal Expos	C
1965	Gary Strom	46	742	New York Mets	p





WORLD SERIES 2000

June 9-17, 2000

OMAHA

WINCRAFT / MADE IN U.S.A.



World Series



2000 San José State Spartans Baseball (41-24)

Tim Adinolfi, P
 Joey Baker, P
 Ryan Brucker, OF
 Patrick Choate, P
 Andy Cook, P
 Rob Douglass, OF
 Gabe Duran, IF
 John Fagan, IF
 Gary Ferraro, IF
 Gilbert Fregoso, P
 Dave Fuqua, P
 Mike Gray, IF
 Phil Hanson, P
 Jamie Hiegel, IF
 Matt Kauffman, P

Chris Key, P
 Brandon Macchi, OF
 Donovan Minero, OF
 Steve Murphy, P
 Scott Niheu, C
 Gary Patchett, IF
 Jeremy Rogelstad, P
 Junior Ruiz, IF
 Jared Sandler, P
 Chris Sherman, P
 Craig Shara, P
 Adam Shorsher, C
 Brian Stream, IF
 Tony Tognetti, IF
 Zack Zwissig, C

Sam Piraro,
 Head Coach
 Doug Thurman,
 Assistant Coach
 Dean Madsen,
 Assistant Coach
 Juan Batula,
 Assistant Coach
 Brian Forman,
 Graduate Assistant

TM



ournament

2002 San Jose State Spartans Baseball (45-17)

Ryan Adams, IF
 Ben Amiwero, P
 Bryan Baker, IF
 Mark Bautista, C
 Travis Becktel, OF
 Jordan Bergstrom, IF
 Antwan Capla, OF
 Anthony Contreras, IF
 Andy Cook, P
 Nate Corrick, OF
 Mike Dorsa, P
 Matt Durkin, P
 Frank Esposito, P
 Sean Farrell, P
 Kevin Frandsen, IF
 Jack Galante, IF
 Don Gemmill, P
 Jahseam George, P
 David Guy, IF
 Anthony Jones, OF
 Jeff Kettman, IF
 Brad Kilby, OF
 Markum King, OF
 Ben Lewis, P

Gabe Lopez, IF
 Mike Malott, P
 Mickey Manzo, P
 Kayzell Milton, OF
 Casey Minister, P
 Scott Niheu, C
 Dino Quintero, OF
 Jeremy Rogelstad, P
 Luke Sargent, C
 Bob Saunders, IF
 Adam Shorsher, C
 Justin Styles, IF
 Jason Van Over, OF
 Hector Zamora, IF

Sam Piraro,
 Head Coach
 Doug Thurman,
 Assistant Coach
 Dean Madsen,
 Assistant Coach
 Robert Berns,
 Volunteer Assistant

Regional at Stanford, Calif.

6-3 loss vs. Long Beach State
 9-1 loss vs. Cal State Fullerton



1955 San Jose State Spartans Baseball (16-14)

Bill Anderson, 2B
 Stan Beasley, 2B
 Doug Boehner, P
 Bob Borghesani, P
 Dick Brady, 3B
 Al Cerruti, OF
 Jerry Clifford, C
 Bob Chrisco, P
 Bob Colombo, OF
 Reese Dick, P
 Tuck Halsey, OF/P
 Jim Johnson, P
 Ed King, 1B
 William Kline, P
 Bruce Little, OF
 Benny Pierce, P

Bill Rahming, SS
 Chuck Reynolds, OF
 Jack Richards, SS
 Richard Roza, OF
 Tony Teresa, OF
 Ron Walters, 1B
 Shruder Willet, C
 Dan Wilson, 3B

Walt Williams,
 Head Coach
 Wade Wilson,
 Assistant Coach
 Larry Matthews,
 Assistant Coach

1971 San Jose State Spartans Baseball (30-14)TM

Al Ariza, OF
 Gary Barnette, OF
 Mike Costanzo, SS
 Mike Cozzens, 2B
 Ron D'Acquisto, C
 Steve Davis, 2B
 Tim Day, C
 Terry Galyean, P
 Ron Guenther, 1B
 George Hightower, OF
 Dave Imwalle, P
 Pete Jensen, 2B
 Ken Jones, 1B
 Larry Lintz, SS
 Greg Marshall, OF
 Al Meza, P

Brian Nakamoto, 3B
 Rick Pitney, OF
 Mark Reeser, P
 Raleigh Rhodes, P/3B
 Mike Rusk, P
 Dennis Smith, OF
 Kris Sorensen, P
 Clyde Stevenson, OF

Gene Menges,
 Head Coach
 Bill Crozier,
 Assistant Coach

District 8 Playoff

9-2 win vs. Pepperdine
 3-1 win vs. Fresno State
 9-4 loss vs. Fresno State
 5-1 loss vs. Fresno State

District 8 Playoff

5-0 loss vs. Santa Clara
 3-1 loss vs. Santa Clara

S

giants.com



PARTAN

Awards and Honors





SPARTAN *Honors*

All-Americans

Ping! Baseball

2010

Zack Jones..... Freshman First Team

2009

Kyle Bellows..... Third Team

2008

Danny Stienstra..... Freshman Third Team

2007

Kyle Bellows..... Freshman Third Team

Louisville Slugger

2010

Zack Jones..... Freshman

2008

Danny Stienstra..... Freshman

2007

Kyle Bellows..... Freshman

2002

Matt Durkin Third Team

Matt Durkin Freshman First Team

Nate Corrick.. Freshman Honorable Mention

2001

Junior Ruiz..... Honorable Mention

Rivals.com

2008

Danny Stienstra.. Freshman Second Team

Collegiate Baseball

2003

Aaron Bates..... Freshman

2001

Junior Ruiz..... Honorable Mention

1993

Gerad Cawhorn Third Team

1990

Jeff Ball Third Team

National Collegiate Baseball

Writers Association

1998

Javier Pamus..... Second Team

Baseball America

1998

Javier Pamus..... First Team

1993

Gerad Cawhorn Third Team

1987

Anthony Telford First Team

Carnation

1985

Anthony Telford Freshman First Team

The Sporting News

1984

Ken Caminiti Second Team

1981

Mark Langston..... Second Team

CoSIDA Academic All-America

1989

Donnie Rea Second Team

Kevin Tannahill Second Team

1983

Dana Corey Third Team

1978

Randy Johnson..... First Team

Mountain West Conference

All-MW

2017

Shane Timmons, OF..... Second Team

2016

Dillan Smith, OF Second Team

2015

Ozzy Braff, 2B Second Team

2014

Kalei Contrades, SP Second Team



Shane Timmons

2015-P

Western Athletic Conference

Coach of the Year

Sam Piraro 1997, 2000, 2008, 2009

Player of the Year

Junior Ruiz.....2000

Pitcher of the Year

Ryan Shopshire2009

Freshman of the Year

Zack Jones.....2010

Junior Ruiz.....1999

All-WAC

2011

Roberto Padilla, SP..... First Team

Danny Stienstra, 1B..... First Team

Esteban Guzman, SP..... Second Team

Craig Hertler, OF..... Second Team

2010

Blake McFarland, SP..... First Team

Corey Valine, 3B/UTL First Team

2009

Kyle Bellows, SS..... First Team

David Berner, SP..... First Team

Ryan Shopshire, SP..... First Team

Jason Martin, OF..... Second Team

Corey Valine, 3B..... Second Team

2008

Max Peterson, SP Second Team

2007

Kyle Bellows, SS..... Second Team

Donato Giovanatto, OF..... Second Team

Marcus McKimby, 2B..... Second Team

2006

Ryan Angel, UT Second Team

Branden Dewing, SP..... Second Team

2005

Anthony Contreras, SS..... First Team

Travis Becktel, OF..... Second Team

Nate Corrick, OF Second Team

Brad Kilby, SP..... Second Team

2004

Kevin Frandsen, UTL..... First Team



Brad Kilby, RP First Team
2003
 Matt Durkin, SP First Team
 Aaron Bates, DH Second Team

2002
 Gabe Lopez, 2B First Team
 Adam Shorsher, C First Team
 Dino Quintero, OF First Team
 Hector Zamora, DH First Team
 Nate Corrick, OF Second Team
 Matt Durkin, SP Second Team
 Kevin Frandsen, 3B Second Team
 Jahseam George, SP Second Team

2001
 Gabe Lopez, 2B First Team
 Junior Ruiz, OF Second Team
 Chris Sherman, SP Second Team

2000
 Junior Ruiz, OF First Team
 Tim Adinolfi, RP Second Team
 John Fagan, 1B Second Team
 Chris Key, SP Second Team
 Adam Shorsher, C Second Team
 Tony Tognetti, 3B Second Team

1998
 Javier Pamus, P First Team

1997
 Robert Berns, 1B Second Team
 Tony James, 2B Second Team
 Ryan McDermott, RP Second Team

All-Tournament Team
2010

Karson Klauer INF
 Blake McFarland SP

2009
 Kyle Bellows INF

2007
 Ryan Angel UTL
 Kyle Bellows INF

Hitter of the Week
2010

Karson Klauer Mar. 15
2009

Kyle Bellows Mar. 9
 Jacob Bruns Mar. 23
 Kyle Bellows May 11

2008
 Danny Stienstra Apr. 14

2007

Kyle Bellows Feb. 26
 Marcus McKimmy May 14
 Chris Balatico May 21

2005

Brandon Fromm Feb. 7
 Travis Becktel Feb. 14
 Anthony Contreras May 1

Pitcher of the Week

2011

Roberto Padilla Feb. 21
 Esteban Guzman Apr. 4

2009

David Berner Feb. 23
 Ryan Shopshire Apr. 27

2008

Ryan Shopshire Apr. 7
 Max Peterson May 19

2007

Josh Amberson Apr. 9

2005

Branden Dewing Mar. 21
 Brad Kilby Mar. 28
 Branden Dewing April 11
 Matt Winck May 23

Preseason All-WAC

2011

Zack Jones RP
 Blake McFarland (Pitcher of the Year) ... SP

2010

Jason Martin OF
 Corey Valine 3B

2009

Max Peterson SP

2007

Ryan Angel OF

2006

Ryan Angel OF
 Branden Dewing SP

2005

Corey Cabral SP

2004

Jose Amaya RP
 Matt Durkin SP
 Kevin Frandsen 3B

2003

Matt Durkin SP

Mountain West Scholar Athlete Awards

2016-17

Cameron Keup Jack Veasey
2015-16

Jack Veasey

2014-15

Jack Veasey

2013-14

Mike Simonini Jack Veasey

Stan Bates Award

(Awarded to the WAC's Scholar-Athlete of the Year for any sport since 1981)

Corey Cabral 2007

Academic All-MW
2017

Joseph Balfour Justin Beck
 Kyle Blakeman Michael Breen
 David Campbell Graham Gomez
 Cameron Keup Kyle Morrison
 Josh Nashed Jack Veasey
 Zach Wallace



David Campbell
 2015-P
2016

Justin Beck Josh Nashed
 Ozzy Braff Dillan Smith
 Michael Breen Zach Tanner
 David Campbell Hunter Tidwell
 Brendt Citta Zach Wallace



Graham Gomez

2015

Brett Bautista..... Josh Nashed
Michael Breen..... Corey Olivet
Jonathan Hernandez..... Tyler Olivet
Andre Mercurio..... Dillan Smith
Kyle Morrison..... Hilario Tovar

2014

Matt Carroll..... Johnny Melero
James Glawe..... Andre Mercurio
Logan Handzlik..... Mike Simonini

Academic All-WAC

2012

Anthony Bona..... Michael Gerlach
Tim Quiery

2011

Anthony Bona..... Blake McFarland
Michael DiRocco..... Jason Martin
Andy Hennessey..... **Tim Quiery**
Jerry Jenkins..... Danny Stienstra

2010

Andy Hennessey..... Blake McFarland
Kerry Jenkins..... **Tim Quiery**
Karson Klauer..... Danny Stienstra
Sean Martin..... Corey Valine

2009

Jack Adams..... Karson Klauer
Kyle Bellows..... Jason Martin
Anthony Bona..... Danny Stienstra
Tyler Heil..... Corey Valine
Craig Hertler..... Anthony Vega

2008

Jack Adams..... Scott Sobczak
Craig Hertler..... Danny Stienstra
Karson Klauer..... Corey Valine
Jason Martin

2007

Josh Amberson..... Karson Klauer
Corey Cabral..... Marcus McKimmy
Greg Fyfe..... Justin Santich-Hughes
Donato Giovanatto..... Scott Sobczak

2006

Josh Amberson..... Justin Santich-Hughes
Greg Fyfe..... Steve Jones

2004

Mark Bautista..... Scott Niheu
Corey Cabral

2003

Corey Cabral

2002

Travis Becktel

2000

Tony Tognetti

Big West Conference

Player of the Year

Gerad Cawhorn, 3B..... 1993

All-BWC

1996

Robert Berns, 1B..... Second Team
Jason Davis, P..... Second Team
Patrick Walsh, 2B..... Second Team
Eric Stevens, OF..... Honorable Mention

1994

Tim Gavello, 1B..... First Team
Dave Sick, P..... First Team
Eric Pitt, DH..... Second Team
Laverne Thomas, OF..... Honorable Mention

1993

Gerad Cawhorn, 3B..... First Team
David Zuniga, SS..... First Team
Joey Chavez, P..... Second Team
Eric Pitt, 1B..... Second Team
Dave Sick, P..... Second Team
Richard Smith, P..... Second Team

1992

Jason Bugg, OF..... Second Team
Anthony Chavez, P..... Second Team
Kraig Constantino, UT..... Second Team
Dave Sick, P..... Honorable Mention
David Zuniga, SS..... Honorable Mention

1991

Chris Martin, P..... Second Team
Ken Henderson, OF... Honorable Mention
Mark Ringkamp, P..... Honorable Mention

1990

Eric Booker, OF..... First Team
Mark Ringkamp, P..... Second Team
Dave Tellers, P..... Second Team
Jeff Ball, 3B..... Honorable Mention

1989

Eric Booker, OF..... Second Team
Donnie Rea, P..... Second Team
Dave Tellers, P..... Second Team

Academic All-BWC

1996

John Alciati..... Geoff Fessenden
1995

Geoff Fessenden..... David Schultz
1994

Gene Bower..... Dave Sick

Pacific Coast Athletic Association

All-PCAA

1988

Dan Archibald, P..... First Team
Eric Nelson, 3B..... First Team
Greg Banda, 3B..... Honorable Mention

1987

Anthony Telford, P..... First Team
Dan Archibald, P..... Honorable Mention

1986

Anthony Telford, P..... Second Team

1985

Steve Ochoa, OF..... First Team
Anthony Telford, P..... First Team
Earl Boles, OF..... Second Team

Northern California Baseball Association

Coach of the Year

Gene Menges..... 1978, 1979

All-NCBA

1984

Ken Caminiti, 3B..... Second Team
Steve Olson, P..... Second Team
Tom Krause, SS..... Honorable Mention

1983

Steve Friend, C..... Second Team
Al Gallo, OF..... Second Team
Tom Krause, SS..... Second Team
John McLarnan, P..... Second Team

1982

Gene Robinson, DH..... First Team

1981

Stan Jones, OF..... First Team
Al Gallo, 3B..... Second Team
Mil Pompa, P..... Honorable Mention
Ed Rettagliata, SS..... Honorable Mention

1980

Mike Brown, OF..... First Team
Mark Langston, P..... First Team
Jay Brazil, P..... Honorable Mention
Chris Gallego, 2B..... Honorable Mention

1979



Dave Nobles, P..... First Team
 Chris Pedretti, 2B First Team
 Brian Stuckey, OF First Team
 Jay Brazil, P..... Second Team
 Greg Robles, 1B Honorable Mention

1978

Tony Biondi, OF First Team
 Russ Hayslip..... First Team
 Randy Johnson, SS..... First Team
 Rick Lane, C..... First Team
 Randy Raphael, P..... First Team
 Rod Kemp, OF Honorable Mention

1977

Steve Bell, OF First Team
 Rich Guardino, 2B Second Team
 Chris Codioli, P Honorable Mention
 Steve Friar, P Honorable Mention
 Jay Peryam, 1B..... Honorable Mention

**Pacific Coast
 Athletic Association**

**All-PCAA
 1976**

Rich Guardino, OF Second Team

1975

Jeff Gingrich, P..... First Team
 Tom Henningson, 2B..... First Team
 Steve Gordon-Forbes, P..... Second Team

1974

Dennis Smith, OF Second Team
 Steve Macchi, DH..... Second Team

1973

Rob Brassea, SS..... First Team
 Jeff Gingrich, P..... First Team
 Mark Kettman, 2B..... First Team
 Bill Hiegel, C..... Second Team
 Kris Sorensen, P..... Second Team

1972

Al Ariza, OF..... First Team
 John Urzi, SS..... First Team
 Dennis Smith, OF Second Team

1971

Al Ariza, OF..... First Team
 Larry Lintz, SS..... First Team
 Greg Marshall, OF First Team
 Brian Nakamoto, 3B..... First Team
 Mike Rusk, P..... First Team

1970

Al Ariza, OF..... First Team
 Tom Corder, OF..... Second Team
 Gary Cunningham, OF Second Team
 Jay Fike, P..... Second Team

**College Baseball
 Foundation Awards**

**National All-Star Lineup
 2009**

Ryan Shopshire Apr. 28
 Sam Piraro Mar. 23
 Kyle Bellows..... May 12
 Kyle Bellows..... Mar. 10
 David Berner Mar. 3



Kyle Bellows
 2007-09

**National Honor Roll
 2007**

Scott Sobczak Apr. 3
 Kyle Bellows..... Feb. 27

Other Awards

**CoSIDA/Capital One Academic
 All-District VIII Baseball First Team**

Danny Stienstra..... 2010-11
 Jason Martin..... 2009-10
 Karson Klauer..... 2008-09
 Scott Sobczak 2008-09
 Karson Klauer..... 2007-08

ABCA/Rawlings West All-Region

Danny Stienstra..... 2011
 Kyle Bellows (Second Team) 2009
 Matt Durkin 2002

River City Classic All-Tournament Team

John Shaffer..... 2008
 Danny Stienstra..... 2008

RecruitingCloser.com

National Pitcher of the Week

David Berner (Feb. 22) 2009

CollegeBaseballInsider.com

West Region Player of the Week

Kyle Bellows (May 12)..... 2009

**Collegiate Baseball Louisville Slugger
 National Players of the Week**

Kyle Bellows (May 11)..... 2009
 Matt Durkin (Mar. 10) 2003

Team Awards (Since 2006)

Most Valuable Player

Danny Stienstra..... 2011
 Kyle Bellows..... 2009
 Ryan Angel..... 2006

Outstanding Pitcher

Esteban Guzman..... 2011
 Blake McFarland..... 2010
 David Berner 2009
 Scott Sobczak 2008
 Scott Sobczak 2007
 Branden Dewing..... 2006

Rookie of the Year

Zack Jones..... 2010
 Anthony Bona..... 2009
 Danny Stienstra..... 2008
 Kyle Bellows..... 2007

Most Improved

Craig Hertler..... 2011
Tim Query..... 2010
 Jacob Bruns 2009
 Anthony Vega 2008
 Chris Balatico 2007
 Tim Jimenez 2006

Mr. Versatility

John Shaffer..... 2009

Leona Menges Award

Tyler Heil 2009

Most Inspirational Player

John Austin 2011
 Anthony Aguilera 2009
 Brian Yocke..... 2007

Coaches' Award

Corey Valine..... 2010
 Anthony Vega 2009
 Jason Martin..... 2008



Brody Massman, Kyle Bellows.....2007
David Pierson, Matt Winck2006

Spartan Award

Jason Martin.....2011
Jason Martin.....2010
Jason Martin.....2009
Sonny Garza2008
Corey Cabral2007
Nick Epidendio2006

Big Stick Award

Corey Valine.....2009
Donato Giovanatto2007

Golden Glove

Nick Borg2011
Karson Klauer.....2010
Kyle Bellows.....2008
Justin Santich-Hughes.....2007
David Pierson2006

Scholar-Athlete

Karson Klauer.....2008
Marcus McKimmy.....2007
Steve Jones.....2006

Gabe Lopez Award

Corey Cabral.....2007

Distinguished Career

Ryan Angel.....2007

Outstanding Teammate/Leader

Corey Cabral, Chris Williammee2006

TM





ALL-TIME *Letterwinners*

A

Raymond Abernathy	1935-36
Ricky Acosta	2012-13
Jack Adams	2008-09
Ryan Adams	2001-02
Terry Adams	1984-85
Bill Adamson	1976
Dan Addiego	1978-79
Tim Adinolfi	1999-2001
Ben Agatep	2006
Anthony Aguilera	2008-09
Desmond Aguirre	1995-96
Gary Alcares	1977
John Alciati	1995-96
Mike Alciati	1998-99
Mike Aldrete	2012
Lou Ales	1939
David Alexander	1991
John Allen	1939-41
Jose Amaya	2003-04
Josh Amberson	2006-07
Bill Anderson	1953-54
Bob Anderson	1985-86
Brian Anderson	1982
Paul Anderson	1988-91
Rich Anderson	1987
Steve Anderson	1988-91
Steve Andrade	1975
Rob Andrakin	1990-92
Ryan Angel	2004-07
Dan Archibald	1987-88
Arden Ardaiz	1943
Bill Ardis	1965
Al Ariza	1970-72
Dom Ascani	1962
Steve Ashley	1996-97
John Austin	2010-11

B

Larry Bachiu	1960
Al Bacosa	1985-88
Alan Bailey	1977
Dan Bajitos	1983-84
Bryan Baker	2002
Jeff Baker	1997-98

Jerry Baker	1959
Joey Baker	1998-00
Warren Baker	1991
Chris Balatico	2006-07
Joseph Balfour	2017
Jeff Ball	1990
Greg Banda	1987-88
Kevin Barbieri	1974
Gary Barnette	1969-72
Ed Bass	1983
Aaron Bates	2003
Andy Baumgardner	1955-56

Brett Bautista 2014-15



Brett Bautista
2014-P

Mark Bautista	2002-04
Gary Bayer	1975-76
Louis Bayol	1976-77
Stan Beasley	1955-56
Justin Beck	2016-17
Travis Becktel	2002, 04-05
Chuck Behnke	1973
Steve Bell	1977
Jeff Beller	1985
Kyle Bellows	2007-09
Gil Bennett	1941
Ken Benson	1972-73
Bill Bentley	1989-90
Steve Berglund	1978-79
Jordan Bergstrom	2002
David Berner	2008-09
Robert Berns	1996-97
Jackson Berumen	2014

John Bessa	1967
Tony Biondi	1977-78
Gilbert Bishop	1932-36
Steve Bittick	1989
Kyle Blakeman	2017
Joe Blass	1988
Lefty Blethen	1933-35
William Bloodgood	1963-64
Dave Bobb	1957
Doug Boehner	1952-55
Jason Boesch	1994-95
Guin Boggs	1963
Lewis Boitano	1941
Earl Boles	1985-86
Anthony Bona	2009-12
Joe Bonfiglio	1951-52
Steve Bonomo	1997
Eric Booker	1989-90
Nick Borg	2010-11
Greg Borgerson	1989-90
Bob Borghesani	1955-56
Kenneth Bosacci	1940
Bill Bourgaize	1969
Gene Bower	1991-94
Jim Bowles	1985-88
Joe Bowman	1936
T.J. Boyle	1979
John Bracken	1988-89
Drew Bradshaw	2010, 2013
Dick Brady	1952-55
Ozzy Braff	2015-16
Tom Brandi	1965-67
Rob Brassea	1973-74
Jay Brazil	1979-80
Shane Brechmann	2005
Michael Breen	2015-17
John Bridgeman	1976-77
Monte Brooks	1986-87
Craig Broussard	2010
Bobby Brown	1990
Jerome Brown	1945
Joe Brown	1928
Krik Brown	1975-76
Matt Brown	1990
Matt Brown	2015-17
Michael Brown	1980
Dylan Bruck	2007
Ryan Brucker	1998-01
Jacob Bruns	2009



Jason Bugg 1991-92
Mitch Buich 1980
Derek Bulcock 1979
Chris Bundrum 1988-89
Tom Burch 1950
Bob Burrill 1967
Jack Burtner 1947-48
Rick Buschini 1963

C

Russell Cabot 1926
Corey Cabral 2003-04, 07
Clarence Camara 1951-53
Ken Caminiti 1983-84
David Campbell 2015-17
Kent Campbell 1989
Raul Campos 2005-06
Chuck Camuso 1957
Breyon Canez 2010
John Capuzelo 1985-86
Robert Cardona 1980
Shane Carley 1993
Bary Carlson 1968
A. Carmichael 1926-27
Arthur Carpenter 1937-39
Lester Carpenter 1935-37
Steve Carrieri 1997-98
Michael Carrigg 1993-94
Mark Carroll 1972-74
Matt Carroll 2013-14
Steve Casaleggio 1929
Jim Cassingham 1944
Ramon Castillo 1988
Jack Cathcart 1954
Gerad Cawhorn 1992-93
Vincent Cerro 1943
Al Cerruti 1955
Jeffrey Chandler 1995-96
Brian Chase 2006
Anthony Chavez 1991-92
Joey Chavez 1992-93
Steve Chell 1961-62
Casey Cheshier 1998
Jeff Cheshier 1986
George Chiotellis 1991-94
Matt Christian 1987
Tyler Christian 2011-12
Don Christiansen 1958-59
Joe Chutuk 1998

Brendt Citta 2016
Elwood Clark 1943
Phil Clark 1944-45
Homer Cleary 1925-26
Ralph Cleland 1951-53
Jerry Clifford 1955-57
Steve Clinton 1983
James Coalter 1953-54
Andy Coan 1988-89
Kelly Coan 1988-89
Chris Codioli 1977
Jim Collins 1951-52
Angelo Colombo 1942
Wilbur Concklin 1948-50
Kraig Constantino 1992
Kalei Contrades 2012-15
Anthony Contreras 2003-05
Terry Conway 1985-86
Andy Cook 2001-02
Christian Cooper 1997-98
Theodore Corbella 1934
Tom Corder 1969-70
Eric Cordua 1988
Dana Corey 1982-83
Nate Corrick 2002-05
Mike Costanzo 1971-72
Ted Coutts 1959
Frank Covello 1930-32
Mike Cozzens 1971
Jeff Crace 1983-84
Cliff Craig 1949
Jim Craig 1957
William Crawford 1937
Ray Cressio 1940-41
Rod Cristianson 1967-68
P. Critser 1927-28
Norman Crowell 1944
Bill Crozier 1969
Patrick Cruzen 1980
Joe Cucchiara 1983
Gary Cunningham 1969-70
Jackson Cunningham 2017
Tim Cunningham 1972-73

D

Sheldon Daquioag 2013-14
Ron D'aquisto 1970-71
Rod Daniels 1980-81
Joe Darretta 1979

Don Davenport 1979-80
Darin Davis 1988-89
Glen Davis 1950-51
Jason Davis 1996
Kenny Davis 1990
Steve Davis 1971
Bill Dawson 1962-63
Tim Day 1971-72
Alec de Watteville 2014-15
Harry Deeths 1956
Harvey Delbuono 1952
John Dellinger 1989
Mark Demsky 1989
Phil Denevi 1948-49
Pete D'errico 1989-92
Carroll Deselle 1929-33
Ervin Deselle 1931-34
Mike Desroches 1994-95
Branden Dewing 2003-06
Reese Dick 1955
Fred Dipietro 1974
Michael DiRocco 2011
Dave Doak 1961-63
Rick Dominguez 1980-82
William Donnelly 1941
Gary Dorsey 1986
Mike Dotson 1991-92
Rob Douglass 1997-00
Mark Dover 1987
Jason Drotar 1990-91
Don Dryden 1989
Roy Duarte 1947
Wayne Duarte 1980
Pat Duggant 1964-66
Todd Duncan 1996-99
Bill Duran 1940, 43-44
Matt Durkin 2002-04
David Dzerski 1991

E

Tom Elliott 1972-73
Butch Enkoji 1964-65
Mike Enright 1981
Nick Epidendio 2005-06
Phil Ertl 1962
Bernie Escalante 1991
Rudy Escalante 1983-84
Bill Espino 1974-76
Frank Esposito 2002



F

Mark Fabro.....	1977-78
John Fagan.....	2000-01
Jack Fancher.....	1940-41
Justin Farias.....	1996-97
Pete Fazio.....	1952
Steve Ferguson.....	1977
Tyler Fernandes.....	2004
Ozzie Fernandez.....	1988-90
Gary Ferraro.....	2000
Charles Ferrell.....	1926
Matteo Ferrigno.....	1985
Geoff Fessenden.....	1995
Rod Fielder.....	1951
Jay Fike.....	1968-70
Sam Filice.....	1931-34
Ed Fischer.....	1970
Brian Fisher.....	1987
Carl Fisher.....	1962-63
Dale Fisher.....	1949
Daniel Fitch.....	2005
Mike Fleming.....	1989
Rich Fonzena.....	1970
Brian Forman.....	1995-98
Jaiden France.....	2017
Kevin Frandsen.....	2001-04
Mike Freeman.....	1978
Steve Friar.....	1974-77
Steve Friend.....	1982-83
Ronald Fritsch.....	1986
Ben Frizzie.....	1939-41
Brandon Fromm.....	2004-06
Dave Fuqua.....	2000-01
Norman Fujiwara.....	1995
Greg Fyfe.....	2006-07

G

Bob Gadsby.....	1957
Tommy Gale.....	2008-09
Chris Gallego.....	1979-80
Kyle Gallegos.....	2012, 2014
Al Gallo.....	1981-83
John Galvan.....	1960-61
Terry Galyean.....	1971
Louis Gambello.....	1954
Elbert Garcia.....	1937-38
Jeff Garrett.....	1993-94
Pat Garvey.....	1966-67

Sonny Garza.....	2007-08
Milton Gates.....	1931-32
Time Gavello.....	1993-94
Danny Gemmay.....	2004
Donald Gemmell.....	2002
Cecil George.....	1930-31
Jahseam George.....	2001-02
Michael Gerlach.....	2012-13
Gary Ghindinelli.....	1970-72
Trevor Gibson.....	2009
David Gigliotti.....	1966
Dean Giles.....	1949-51
Jeff Gingrich.....	1972-75
Donato Giovanatto.....	2006-07
Richard Givens.....	1976-77
Bob Graves.....	1951-52
James Glawe.....	2013-14
Josh Goldberg.....	2015-17
Frank Gomez.....	1987
Graham Gomez.....	2016-17
John Gonsalves.....	1982
Manuel Gonzales.....	1986
Michael Gonzales.....	1989-90
Steve Gordon-Forbes.....	1973-75
Richard Gorow.....	1944
Jack Gottschang.....	1942-43
Dan Graham.....	1985-86
Leon Gray.....	1981
Mike Gray.....	2000
Dwayne Graybill.....	1983-84
Rich Green.....	1963
Brian Greene.....	1998-99
Tyler Greene.....	2009
Kurt Griesemer.....	1984-85
James Griffith.....	1930
Dennis Grist.....	1969-70
Bob Grover.....	1970
Rich Guardino.....	1975-77
Chris Guenther.....	1969-71
Jerry Guibor.....	1962
Howard Gurich.....	1940
Joel Guthrie.....	1961
Esteban Guzman.....	2010-12
John Guzman.....	1975-76

H

Gordon Hague.....	1934-35
Harry Haley.....	1957-58
Sam Hall.....	2005-06

Ed Hallberg.....	1951-52
Hayward Halsey.....	1955-57
Logan Handzlik.....	2014, 16
George Haney.....	1937-38
Jason Hanf.....	1989-90
Phil Hanson.....	2000
Harry Hardiman.....	1932-36
Mike Haruff.....	1986-87
Kyle Hassna.....	2012-13
Swell Hatcher.....	1928
Charles Havel.....	1990-91
Verde Hawlie.....	1928
Ernie Hayden.....	1978-79
Russ Hayslip.....	1978-79
Rich Hazell.....	1981-82
Mike Hazelhoffer.....	1969-70
Tyler Heil.....	2009
Jim Hemeon.....	1976-77
Ken Henderson.....	1988-91
Doug Hendrickson.....	1989-92
Andrew Hennessey.....	2010-11
Brandon Hennessey.....	2005-07
Jon Hennig.....	1969-70
Tom Henningson.....	1975-76
Jonathan Hernandez.....	2014-16
Tony Hernandez.....	1965-67
Craig Hertler.....	2008-11
Scott Hertler.....	1982
Dennis Hess.....	1976
Jeff Hetherington.....	1988
Dan Hewitt.....	1987-88
Huck Hibberd.....	1983-84
Bill Hiegel.....	1973
Jamie Hiegel.....	2000-01
George Hightower.....	1970-71
Steve Hinckley.....	1971-74
Don Hodgen.....	1956-57
Brian Hoffman.....	1985-86
Richard Holden.....	1959-60
Ted Holmes.....	1945
Jon Holmquist.....	1959-60
George Honore.....	1928
Lou Holt.....	1983-84
Oscar Hopper.....	1972-73
W. Horstman.....	1933
Pete Hoskins.....	1967
Gary Houston.....	1970
James Howard.....	1981
Bob Huck.....	1944-45



Herbert Hudson 1936
Wade Huebsch 1989-90
Terry Hughes 1968-69
Ed Hunt 1940-41
Harold Hurlbert 1964
Tom Hutler 1987

I

Bill Inderbitzen 1959-60
Dave Imwalle 1971-72
Mike Irvin 1989
Dave Ius 1974-75

J

Craig Jacobs 1990-91
Ray Jacobus 1949-51
Mickey Jackson 1979
Tony James 1997-98
Will James 1983
Kerry Jenkins 2010-11
Dave Jennings 1991-92
Pete Jensen 1972
Jason Jimenez 1997
Tim Jimenez 2005
Carter Johnson 2015
Elmer Johnson 1925-28
Harvey Johnson 1957
James Johnson 1956
Randy Johnson 1977-78
Richard Johnson 1936
Richie Johnson 2010
Ryan Johnson 1996
Walter Johnson 1950-51
James Johnston 1973
Ken Jones 1972
Kevin Jones 1980-81
Stan Jones 1980-81
Steve Jones 2005-06
William Jones 1930
Zack Jones 2010-12
Dave Jost 1975
William Jung 1930
John Jurivich 1960-61,
1963.....

K

Jason Kafka 2012-13
Dan Kakelday 1979
Jack Kakuuchi 1947

Matt Kauffman 2000-02
Ronald Kauffman 1953-54
Charles Kelley 1943
Rod Kemp 1978
Mark Kettman 1972-74

Cameron Keup 2017

Chris Key 1999-00
Jim Kilburg 1970
Brad Kilby 2003-05
Edward King 1955-57
Markum King 2002
Don Kinzel 1969
Karson Klauer 2007-10
Wesley Klemm 1934
Bill Klinel 1955
Ralph Kling 1947-48
Jeff Knopf 1985-88
Chirs Kokaly 1995-96
Hal Kolstadl 1956-57
Ron Kolstad 1981-82
Mike Kostainsek 1991-92
Bob Krail 1957-59
Tom Krause 1983-84
Wayne Krouskup 1946-47
Turtle Kuhaulua 2015

L

Clay Laing 1928
Josh Lansford 2004
Dick Lane 1977-78
Rick Lane 1977-78
Mark Langston 1979-81
Joe Lantagne 1931-32
M. Lanyon 1927-28
Mark Larson 1976-78
Chris Lasaca 1986-87
Vince Latham 1987
Jon Lauderdale 1997-98
Jon Lavine 1991-94
Bill Leach 1958-59
Milford Leal 1953-54
Eric LeBaron 2011
Angelo Leber 1993-94
Rich Ledeit 1995-96
Emmett Lee 1959-60
Henry Leibrandt 1934
Joséph Lenhart 1953
Frank Leonard 1979
Scott Lewis 1997-98

Ron Linderman 1962-64
Al Lindner 1933-35
Fred Lindsay 1941, 46
Larry Lintz 1970-71
Brian Liquori 1990-91
Aaron Loewenthal 2006-07
Israel Long 1995-96
Jim Long 1958-59
Donald Lopes 1947-50
Gabe Lopez 2001-02
Matt Lopez 2012-14
Ed Louden 1944-45
Randy Luckman 1981
Steve Lujan 1977-78
Fred Luke 1967
Dane Lund 2013
Tony Lupina 1974-75
James Luque 1936-38
John Lyon 1965-66

M

Brandon Macchi 1999-2000
Steve Macchi 1973-74
Tom Maclachan 1969-70
Gary Maddocks 1975
Dean Madsen 1992-93
Michael Maehl 2008
Richard Main 1934-37
David Maine 1988
Matt Maki 1979
Al Malato 1947
Mike Malott 2001-02
Cornelius Maloney 1947-48, 51
Tom Maloney 1927-28
Milton Manoukian 1952
Jack Marcipan 1946-48
Russell Margallati 1935
Greg Marshall 1971
Tom Marshall 1933
Chris Martin 1989-91
Jason Martin 2008-11
Pat Martin 1974
Sean Martin 2010, 2012
Danny Martinez 1983-84
Larry Martinez 1988-89
Ruben Martinez 2003-04
Tony Martinez 1936-38
Paul Mason 1984
Brody Massman 2006-07
Ron Matkins 1989



Jack Maughmer.....	1944	Terry Moten	1975	Gary Patchett	1999-00
Joe Mauro.....	1982-83	Greg Mugg.....	1990	Paul Pavicich.....	1994
Dan Mays.....	1973-74	Steve Murphy.....	1999-2000	Ted Peart.....	1986
Robert Maytorena	1961	Leroy Murray	1979	Chris Pedretti.....	1978-79
Greg Mazeres	1975	Larry Myers	1965-66	Jay Peryam	1974-77
Luke Mazzanti.....	2009-10	N		Larry Peters.....	1966
Dave McCarty.....	1949-50	Brian Nakamoto	1971-72	Brandon Petersen.....	1992-93
Doug McChesney	1959-61	Chris Nardini, Chris.....	1993, 95-96	Larry Peterson.....	1958
Harold McCray	1988	Tony Narsimento	1939-40	Max Peterson	2008-09
Jim McCurdy.....	1927-28	Josh Nashed	2015-17	Stanley Peterson	1948-49
Dennis McDaid.....	1965 (Manager)	Caleb Natov	2012	Travis Peterson	1995-96
Ryan McDermott	1998	Charles Nave	1966-67	Adrian Phillips.....	1993, 96
Fred McElwee.....	1950 (Manager)	Eric Nelson	1987-88	Mark Phillips.....	1988
Larry McElvoy.....	1986	Nark Neufield.....	1975	Steve Picone.....	1978
Blake McFarland.....	2010-11	Jody Lee Nicewonger.....	1989-90	Rod Pierce	1987
Harold McGill	1950 (Manager)	Scott Niheu	2004	David Pierson	2003-06
Brian McGlennon.....	1973	Dave Nobles	1978-79	Bob Pifferini	1946-48
Allen McIntyre	1958	Jeff Nollette	1985-86	Al Pimental.....	1959-61
Kevin McKean	1980-81	Aaron Noriega	1993, 95-96	Bob Pimentel.....	1962
Jim McKenzie	1967 (Manager)	Jeff Nowotny	1977-78	Ron Pimentel.....	1978-79
Marcus McKimmy	2007	Wesley Nunes.....	1945	Roy Pinkston.....	1927-28
John McLarnan.....	1982-83	O		Mike Piserchio.....	1977-78
Christopher McNeil.....	2008	John Oberholtzer.....	2013-14	Bill Pitcher	1952
Matt McPeak.....	1984-87	Mark O'Brien.....	1991-92	Rick Pitney.....	1971-74
Walt McPherson	1936-38	Pat O'Brien	1975-76	Eric Pitt	1992-95
Dave Meibert	1981-82	Steve Ochoa	1985-86	Aaron Pleschner.....	2016-17
Johnny Melero.....	2011-14	Dale Ocken.....	1957	Mark Podesta	1991-93
Johnny Mendoza	2017	Tom Okagaki	1949-50	Milovan Pompa	1981
Andre Mercurio	2012-15	John Oldham	1952-54	Steve Pond.....	1972-73
Frank Merritt.....	1934	Corey Olivet.....	2015-17	Mitch Ponza.....	2004
Al Meza.....	1971	Tyler Olivet	2014-15	Bob Poole.....	1952-53
Matt Miholovich.....	1964-65	Marvin Olson.....	1936	Kurt Popkins	1982
Andrew Miller	1951-52	Steve Olson.....	1984-85	Mike Popovec	1968-69
Brad Miller	1981	Don Orndorff	1972, 74-75	Wes Porter.....	2006
David Miller	1991-92	Al Ornellas.....	1969	John Powell	1930
Clay Mills.....	1981-82	P		Mike Powers	1988
Kurt Miltenberger.....	1992	Roberto Padilla.....	2011	Dan Prager	1975
Jay Minter	1982	Francisco Padin	1951	Jace Puckett.....	2014
Aubrey Minter.....	1941	Mike Page.....	1975	Francis Pura	1931-35
John Misplay	1996-97	R.J. Palma.....	1993	Jim Pusateri	1959-61
Greg Mitchell.....	1988-89	Ron Palma	1952-54	Q	
Curt Monar.....	1972	Javier Pamus.....	1997-98	Tim Query	2010-13
Loren Money Penny	2006-07	Frank Pangborn.....	1966	Dave Quilici.....	1976-77
Willie Moore	1993	Maris Pantels	1969	Dino Quintero	2002
Jorge Mora.....	1990-91	Clair Parkin	1952	R	
Dino Morati.....	1938	Joséph Pash.....	1945	Dan Ra	1980
Brad Mornhinweg	1988-90			Brendan Ragotzy	1985
Kyle Morrison	2015, 2017			Bryson Rahier	2010
Kevin Mortesen.....	1986				




Bill Rahming	1955-56
Hector Ramon.....	1969-70
Randy Raphael.....	1976, 78-80
Jon Rattazzi.....	1988
Mike Rausch	1990-93
Mark Rauschnot	1978-79
Rick Rayford.....	1987
Donnie Rea	1988-90, 92
Ken Rebeijo.....	1982-83
Breek Reed	1932
Sam Reed.....	1928
Mark Reeser	1971
Jess Reglie	1927-28
Michael Reiling.....	2009-12
Zach Retallack.....	1997
Ed Rettagliata.....	1981-82
Scott Rettig	1983-84
Steve Reyes.....	1987
Chuck Reynolds.....	1955-56
Harvey Rhodes	1939-40
Cary Riberdy	1978
Myles Richard.....	2014-15
Jack Richards	1952-55
Kyle Richardson.....	1997-98
Brock Riddle.....	1975
Tom Rike	1960-61
Mark Ringkamp.....	1990-91
Jack Riordan	1937-39
Gene Robinson.....	1982-83
Greg Robles	1979-81
Andrew Rodriguez	2011
Ronald Roe.....	1958
Jeremy Rogelstad	1998-99, 01-02
Lon Romero	1962-63
Ralph Romero	1947-50
Ron Rooker	1985
Robert Rose	1937
Bob Rosenau	1989
Len Rosenfield	1962
John Rostomily.....	1956-58
Mike Rouse	1999
Mike Roza	1985
Junior Ruiz.....	1999-2001
Henry Ruiz.....	1942
Mike Rusk	1970-72
Jay Russell	1951 (Manager)
Leland Russell	1931-32
David Wayne Russo.....	2012-13

S

Tim Salado	1993-94
David Salerno.....	1964-65
Darrell Sales.....	2004
Clyde Samuel	1988
Manual Sanchez.....	1938-40
Nathan Sanchez.....	1990
Ralph Sandborn	1941
Jared Sandler	1999-00
Roy Sanfillipo	1982
Justin Santich-Hughes.....	2004-07
Robert Santos	1948-49
Robert Sapp.....	1948-49
Mark Saucedo	1985
Alfred Saxe	1931
Roger Scala	1979
Sam Schaeffer	1953 (Manager)
Bill Schmidt.....	1964-66
Bob Schmidt.....	1970
David Schultz.....	1994-95
Nick Schulz.....	2011-13
Augie Scornaienchi.....	1960
Jim Seith	1958
Steve Sekimoto	1992
Al Sever	1977-79
John Shaffer.....	2006-09
Mike Shamony.....	1967-68
Greg Shannon.....	2006-07
Chris Sherman	1999-2001
Gordon Shimizu	1965
Ryan Shopshire	2008-09
Adam Shorsher.....	2000-02
Kevin Shull	2003
Dave Sick	1991-94
Bob Siebert	1944
Mel Sigona	1970
Josh Silver.....	2009
Reggie Simmons.....	1981-83
Dario Simoni.....	1932-34
Mike Simonini.....	2014
Jason Simontacchi	1995
Malcolm Sinclair.....	1944
Ron Skillicorn	1957
Ross Slaney	2014-15
D.J. Slaton	2012-13
Argust Smith	1964
Dan Smith	1991
Dennis Smith.....	1971-74
Dillan Smith	2015-16

George Smith.....	1946-47
Haven Smith.....	1937-39
Richard Smith	1993-94
Spencer Snodgrass	2007-08
Paul Soares.....	1993-94
Scott Sobczak	2007-08
Alex Sofranac	2008, 10
Kris Sorensen.....	1970-73
Bart Spina	1967
John Stansfield	1947
Josephe Stefanki.....	2015-17
Mel Stein	1949-50
Bob Stevens.....	1978
Eric Stevens.....	1995-96
Clyde Stevenson	1971
Danny Stienstra.....	2008-11
Kellen Strahm.....	2017



Kellen Strahm
2017-P

Bob Straight.....	1986-87
Brian Stream	2000
Gary Strom	1964-65
Arthur Strong.....	1934 (Manager)
Karl Stubenranch.....	1941
Brian Stuckey	1979
Jake Swiech	2016-17

T

Aaron Tachibana	1979-80
Gene Tagliaferri	1960
Ken Takahashi	1962-64
J. Takahashi	1928
Jesse Tamez	1974
Kevin Tannahill	1988-89
Zach Tanner	2016-17
Alan Taylor.....	1966-67



George Taylor..... 1967
 Wally Taylor..... 1974-75
 Anthony Telford 1985-87
 David Tellers 1989-90
 Dan Teplin 1950 (Manager)
 Tony Teresa 1955
 George Terry..... 1967
 Mike Terry..... 1972
 Laverne Thomas..... 1993-94
 Paul Thomas 1926
 Rob Thomas..... 1987
 Paul Thompson 1926
 Roger Thurber..... 1932-34
 Hunter Tidwell 2016
 John Tillema 1980
Shane Timmons 2015-17
 Tony Tognetti 1999-00
 Carl Tognolini..... 1967
 Larry Tognolini..... 1960-61
 Robin Tomlin 1965-66
 Carlos Torres 2003
 Hilario Tovar..... 2015-17
 Chris Townsend..... 1992-95
 Marko Trapani..... 1982-83
 Eric Tretten 1980-81
 Mark Triplett 1983
 Shirley Trone..... 1927-28
 G. Tucker 1927-28
 Dave Turnbull..... 1961
 R. Tykol..... 1933

U

Harold Ulrey..... 1958
 Darin Upton..... 1993
 John Urzi..... 1942-43
 John Urzi..... 1972

V

Ray Valconesi..... 1967
 Mike Valentin 1979-80
 David Valenzuela 1978-79
 Jacob Valdez..... 2011-14
 Cory Valine 2008-10
 Albert Vanaman 1950
 Tom Vanamburg 1962-63
 Dan Vanbogaert..... 1964-65
 Jason Van Over 2001
 Steve Vasquez..... 1985
 Tony Vasquez 1997

Jack Veasey 2015, 2017
 Anthony Vega 2008-09
 John Verniest..... 1986-89
 Gary Vice..... 1962-63
 Steven Vidal 2007
 Fernando Viera 1987-88
 Donald Visconti 1953-54
 Jim Visher 1962-64
 Frank Vizza 1947-48
 Robert Vojvoda..... 1986

W

Don Wager 1951 (Manager)
 Darryl Wagoner 1985-86
 Randy Waite..... 2005
 Sam Walker 1980
Zach Wallace 2016-17
 Patrick Walsh 1994-96
 Tim Walsh 1974-75
 Ronald Walters..... 1954
 Burt Watson 1935-36
 George Wehner 1943, 46-48
 Bill Weisgerber..... 1955 (Manager)
 Doug Wells 1990
 Jerry Whitaker 1933
 Philip Whitaker 1926
 Roger Whitley 1972-73
 Dave Wickersham 1977
 Shruder Willett..... 1954-55
 Chris Williammee..... 2005-06
Chris Williams..... 2015, 2017
 Dave Williams..... 1980-81
 Glenn Williams..... 1976
 Kenneth Williams..... 1961
 Larry Williams..... 1958-60
 Hugh Williamson 1980-81
 Paul Willoughby..... 1981-82
 James Wilson..... 1961
 Jim Wilson 1943-47
 Wade Wilson..... 1950 (Manager)
 Matt Winck..... 2003-06
 Joe Winstead 1956-57
 Dan Winterberg..... 1999
 Matt Winton..... 1991-92
 Pete Wise 1966 (Manager)
 Al Withol 1970
 Matt Wollaston 1991-92
 Robert Woods 1961
 Tim Woods 1951-52 (Manager)

Barry Worthington 1981-82
 Earl Wright..... 1949-50
 Michael Wright 2014
 Mike Wright 1998-99
 Bob Wuesthoff..... 1948-49
 Charlie Wyatt..... 1976-77

Y


Brian Yocke..... 2007

Z

Hector Zamora 2002
Joshua Zanger..... 2017
 David Zuniga..... 1992-93
 Zack Zwissig 2000

BOLD Indicates a player on the 2018 roster.

TM



Outfielder Chris Williams



RECORD *Book*





INDIVIDUAL

Records

TEAM SINGLE GAME

Runs

32 32-0 (9 IP), vs. Oregon Tech
March 24, 1986

31 31-1 (7 IP), vs. Chicago State
March 18, 2009

Hits

34 vs. Chicago State (7 IP)
March 18, 2009

30 at New Mexico State (7 IP)
May 8, 2009

INDIVIDUAL SINGLE GAME

BATTING

At Bats

8 Kyle Bellows4/4/2008
John Shaffer4/4/2008
Danny Stienstra3/29/2008
Corey Valine3/29/2008
Corey Valine4/4/2008
Stan Jones1980
Rick Pitney1973
Mark Kettman1973
Jim Johnson1973
Rich Brooks1965

Runs

5 Jacob Bruns5/8/2009
Gabe Lopez2001
Tony Biondi1973

Hits

6 Chris Gallego1978
Dennis Smith1974

Doubles

3 Jacob Bruns3/20/2009
Craig Hertler3/29/2009
Donato Giovanatto2007
Sam Hall2005
Kevin Frandsen2004

Kyle Richardson1998
Eric Stevens1995
Eric Nelson1988

Triples

2 Shane Timmons2017
Mike Brown1980
Gary Cunningham1970
Larry Williams1960
Tom Rike1960
Bob Krail1959

Home Runs

3 Steve Ochoa1986

RBI

9 Steve Ochoa1986
8 Ricky Acosta2012

Stolen Bases

4 Junior Ruiz2001
Brian Forman1998
David Zuniga1993
Monte Brooks1987
Tom Krause1983 (twice)
Luis Bayol1977
Lon Romero1962
Ron Linderman1962
Jerry Clifford1957
3 Kellen Strahm2017

Walks

5 Travis Peterson1995

Strikeouts

5 Doug McChesney1960

PERFECT DAYS

6-for-6

Dennis Smith1974

5-for-5

Tim Quiery4/10/2010
Jacob Bruns5/8/2009
Corey Valine5/3/2009
Danny Stienstra4/12/2008
Danny Stienstra5/10/2008

Donato Giovanatto2/20/2007
Ryan Adams2001
Gerad Cawhorn1993
Angelo Leber1993
Eric Nelson1988
Earl Boles1985
Tom Krause1984
Mike Brown1980
Randy Johnson1978
Mark Kettman1973
Larry Lintz1971

FIELDING

Most Errors

5 Brian Nakamoto1971

PITCHING

Innings Pitched

20 Jeff Gingrich,
at CSU Long Beach (1-1 tie)
3/30/1973

Strikeouts

21 Jeff Gingrich,
at CSULong Beach (20 IP)
3/30/1973

20 Jim Visher,
vs. CSU Hayward (9 IP)
3/7/1964

15 Ryan Shopshire,
vs. Fresno State (7 IP)
4/25/2009

Matt Durkin,
vs. Santa Clara (9 IP)
3/7/2003

No-Hitters

9 IP Donnie Rea,
at Pacific
4/15/1989

7 IP Jeff Knopf,
vs. Western Oregon,
3/22/1987

Anthony Telford,
vs. Fresno State
4/18/1985



Jim Visher,
vs. Saint Mary's
4/25/1964

Jim Visher, vs.
Cal State Sacramento
4/23/1963

Wild Pitches

5 Rich Ledeit,
vs. UC Santa Barbara
4/18/ 1995





TEAM *Records*

TEAM SINGLE SEASON

GENERAL

Most games played.....65 (2000)
 Most wins45 (2002)
 Most losses.....44 (2015)
 Longest win streak 16
 (3/9-30/1990)
 Over two seasons..... 18
 (1988-89).....
 Most home wins..... 34
 (1990)
 Most conference wins 24
(1977, 1979)
 Most conference losses 27
 (1982)

BATTING

Most at bats..... 2,149
 (2000)
 Most runs 472
 (2009)
 Most hits..... 723
 (2009)
 Most doubles..... 135
 (2009)
 Most triples 32
 (1990)

Most home runs..... 52
 (2002)
 Most RBI 424 (2009)
 Most total bases..... 1007 (2009)
 Most walks 294 (1978)
 Most strikeouts..... 451 (1995)
 Most sacrifices.....92 (2009)
 Most stolen bases 120 (1993)
 Highest batting avg......339
 (2009)
 Most hit by pitches 112
 (2007)

PITCHING

Most innings pitched573.2
 (2000)
 Most complete games.....32 (1960)
 Most strikeouts..... 457 (2011)
 Most walks 297 (1978)
 Most saves18 (2000)
 Most shutouts.....9 (1980)
 Most hits..... 668 (2010)
 Lowest ERA.....2.34 (1960)

FIELDING

Most putouts.....1,721 (2000)
 Most assists 905 (1985)
 Most errors..... 135 (1978)
 Most double plays......71 (2000)
 Most triple plays..... 1 (1982, 92)
 Highest pct......979 (2006)

TM



SEASON *Leaders*

SINGLE SEASON HITTING LEADERS

GAMES

1.	65	Junior Ruiz	2000
	65	Brandon Macchi	2000
	65	Tony Tognetti	2000
4.	64	Ryan Brucker	2000
	64	Adam Shorsher	2000
	64	Tom Krause	1984
	64	Randy Johnson	1978
	64	Tony Biondi	1978
9.	63	Chris Pedretti	1978
10.	62	Travis Becktel	2002
	62	Gabe Lopez	2002
	62	Dino Quintero	2002
	62	Rod Kemp	1978
	62	Rick Lane	1978

AT-BATS

1.	258	Gabe Lopez	2001
	258	Brandon Macchi	2000
2.	256	Tom Krause	1984
3.	249	Rod Kemp	1978
4.	246	Junior Ruiz	2000
5.	244	Gabe Lopez	2002
	244	Stan Jones	1981
7.	243	Ryan Angel	2007
8.	241	Danny Stienstra	2011
	241	Anthony Contreras	2005
	241	Jeff Ball	1990

RUNS

1.	74	Tony Biondi	1978
2.	72	Robert Berns	1997
3.	69	Eric Booker	1990
4.	68	Jason Martin	2009
5.	63	Rod Kemp	1978
6.	62	Kyle Bellows	2009
	62	Gabe Lopez	2001
8.	61	Randy Johnson	1978
9.	60	Junior Ruiz	2001
	60	Chris Pedretti	1978

HITS

1.	93	Kyle Bellows	2009
----	----	--------------	------

	93	Robert Berns	1997
3.	92	Randy Johnson	1978
4.	91	Gabe Lopez	2001
5.	90	Anthony Contreras	2005
	90	Gabe Lopez	2002
7.	88	Jason Martin	2010
8.	87	Junior Ruiz	2000
9.	86	Jason Martin	2009
	86	Stan Jones	1981

RUNS BATTED IN

1.	83	Jeff Ball	1990
2.	81	Robert Berns	1997
3.	79	Randy Johnson	1978
4.	61	Gabe Lopez	2002
	61	Casey Cheshier	1998
6.	60	Brandon Macchi	2001
7.	59	Rick Lane	1978
8.	57	Kyle Bellows	2009
	57	Hector Zamora	2002
	57	Gerad Cawhorn	1993

DOUBLES

1.	29	Robert Berns	1997
2.	24	Eric Pitt	1995
3.	22	Donato Giovanatto	2007
	22	Gabe Lopez	2002
	22	Brandon Macchi	2001
	22	Casey Cheshier	1998
7.	21	Dan Mays	1974
8.	20	Ryan Angel	2006
9.	19	Brandon Macchi	2000
	19	Dan Winterberg	1999

TRIPLES

1.	9	Tony Biondi	1978
2.	7	Jason Bugg	1992
	7	Ken Henderson	1991
	7	Al Gallo	1981
	7	Al Ariza	1971
6.	6	Ken Henderson	1990
	6	Rich Guardino	1977
	6	Jay Peryam	1977
	6	John Jurivich	1961
10.	5	Donato Giovanatto	2007
	5	Travis Becktel	2004
	5	Mike Rouse	1999

HOME RUNS

1.	15	Jeff Ball	1990
2.	14	Robert Berns	1997
3.	13	Adam Shorsher	2002
	13	John Fagan	2000
	13	Glenn Williams	1976
6.	12	John Fagan	2001
	12	Kraig Constantino	1992
	12	Steve Ochoa	1986
9.	11	Bryan Baker	2002
10.	10	Shane Timmons	2017
	10	Kyle Bellows	2009
	10	Gerad Cawhorn	1993
	10	Earl Boles	1986
	10	Terry Conway	1986
	10	Randy Johnson	1978
	10	Tony Biondi	1978

STOLEN BASES

1.	39	Tom Krause	1983
2.	34	Larry Lintz	1971
3.	31	Andy Coan	1989
4.	28	Al Ariza	1972
	28	Chris Pedretti	1979
6.	27	David Zuniga	1993
	27	Rick Pitney	1974
	27	Gary Cunningham	1970
9.	25	Stan Jones	1980
	25	John Jurivich	1961

WALKS

1.	63	Eric Booker	1990
2.	51	Tony Biondi	1978
	51	Brian Nakamoto	1971
4.	45	Laverne Thomas	1994
	45	Jay Peryam	1977
6.	43	Al Gallo	1981
7.	42	Junior Ruiz	2001
	42	Brian Nakamoto	1972
9.	41	Scott Rettig	1984
10.	40	Gabe Lopez	2002
	40	Brian Forman	1998
	40	Chris Pedretti	1979

HIT-BY-PITCHES (since 1987)

1.	25	Jason Martin	2009
2.	23	Travis Becktel	2002
	23	Hector Zamora	2002
4.	20	Donato Giovanatto	2007
5.	19	Jason Martin	2008
6.	18	Kevin Frandsen	2004
7.	16	Adam Shorsher	2000
	16	John Alciati	1996



16	Gerad Cawhorn	1993
10. 15	Kevin Frandsen	2003
15	Brian Stream	2000

(7 hits, 2 walks, 1 error)

1. 0.87	Clair Parkin	1952
2. 1.21	Chris Codiroli	1977
3. 1.62	Gene Tagliaferri	1960
4. 1.63	Jeff Gingrich	1975
5. 1.68	Jim Visher	1963
6. 1.69	Mike Shamony	1968
7. 1.77	Jim Visher	1964
8. 1.80	Bill Leach	1959
9. 1.84	Steve Friar	1977
10. 1.85	Brad Kilby	2005

STRIKEOUTS

1. 64	Tony Tognetti	2000
2. 62	Bryan Baker	2002
3. 56	Tony Biondi	1978
4. 54	Kraig Constantino	1992
5. 53	Brandon Macchi	2001
6. 48	Alec de Watteville	2014
48	Travis Becktel	2004
48	Jon Lauderdale	1998
8. 47	Eric Stevens	1995
47	Steve Anderson	1989
47	Al Gallo	1981

SINGLE SEASON PITCHING LEADERS

APPEARANCES

1. 32	Zach Wallace	2017
2. 30	Zach Tanner	2017
3. 29	Josh Goldberg	2017
29	Ryan McDermott	1997
29	Justin Farias	1996
6. 28	Anthony Chavez	1992
7. 27	Greg Shannon	2007
27	Tim Adinolfi	2000
27	Mike DesRoches	1995
27	Mike Rausch	1992
27	Paul Anderson	1990
27	Jay Brazil	1980

INNINGS PITCHED

1. 146.2	Dan Archibald	1988
2. 135.0	Dave Tellers	1989
3. 133.1	Anthony Telford	1987
4. 130.0	Jay Brazil	1980
130.0	Dave Nobles	1979
6. 129.1	Anthony Telford	1986
7. 128.0	Steve Olson	1984
8. 126.1	John Oldham	1953
9. 123.0	Dave Sick	1994
10. 122.2	Dave Tellers	1990

SACRIFICE HITS

1. 17	Ryan Brucker	2000
2. 16	David Pierson	2006
16	David Pierson	2005
4. 14	John Alciati	1996
5. 13	Mike Simonini	2014
13	Kevin Frandsen	2001
13	Brian Stream	2000

WINS

1. 13	Chris Key	2000
13	Javier Pamus	1998
3. 12	Joey Chavez	1993
12	Dave Tellers	1989
12	Mike Rusk	1971
6. 11	Matt Durkin	2002
11	Dave Tellers	1990
11	Randy Rafael	1978
9. 10	Mark Ringkamp	1990
10	Donnie Rea	1989
10	Dan Archibald	1988
10	Anthony Telford	1987
10	Dave Nobles	1979
10	Dave Nobles	1978
10	Russ Hayslip	1978
10	Dave Imvalle	1972

STRIKEOUTS

1. 166	John Oldham	1953
2. 161	Anthony Telford	1987
3. 145	John Oldham	1954
4. 142	Anthony Telford	1986
5. 140	Mike Rusk	1971
6. 128	Dan Archibald	1988
7. 114	Javier Pamus	1998
8. 113	Dave Tellers	1989
9. 111	Mark Langston	1980
10. 110	Matt Durkin	2003

BATTING AVERAGE

1. .437	John Jurivich	1961
2. .405	Gerad Cawhorn	1993
3. .400	Jerry Clifford	1956
4. .399	Jacob Bruns	2009
.399	Robert Berns	1997
6. .394	Dom Ascani	1962
7. .389	Kyle Bellows	2009
8. .387	Corey Valine	2009
.387	Randy Johnson	1978
10 .385	Tony Biondi	1978

WALKS

1. 134	John Oldham	1953
2. 89	John Oldham	1954
3. 80	John Oldham	1952
4. 75	Pete Mesa	1949
5. 70	Mark Langston	1981
6. 65	Mark Langston	1980
65	Dan Archibald	1987
65	Paul Bacosa	1987
9. 64	Matt Brown	2017
10. 62	Russ Hayslip	1978

HITTING STREAK (Games)

1. 32	Anthony Contreras	2005
2. 23	Jason Martin	2009
3. 22	Robert Berns	1996-97
4. 21	Corey Valine	2009
21	Gabe Lopez	2002
5. 21	Mark Saucedo	1985

LOSSES

1. 13	John McLarnan	1982
2. 11	Loren Moneyppenny	2007
3. 10	Steve Olson	1985
10	Kalei Contrades	2015
5. 9	David Wayne Russo	2013
9	John Austin	2010
9	Branden Dewing	2004
9	Jason Simontacchi	1995
9	Steve Olson	1984
9	Ron Rooker	1984
9	Ron Kolstad	1982
9	Charlie Wyatt	1976
9	Terry Hughes	1969

CONSECUTIVE APPEARANCES REACHING BASE

11	Kyle Bellows	2008
(2 1B, 1 2B, 5 walks, 1 hit-by-pitch, 2 errors)		
Junior Ruiz		2001
(8 hits, 1 walk, 2 errors)		
10	David Schultz	1995

SAVES

1. 10	Zack Jones	2011
2. 9	Anthony Vega	2009
3. 7	Zack Jones	2012
7	Justin Farias	1996
7	Tim Adinolfi	2000

LOWEST ERA

(min. 65 innings pitched)



6.	6	Josh Goldberg	2017
	6	Brad Kilby	2004
	6	Andy Cook	2003
	6	Jared Sandler	2000
	6	Richard Smith	1993
	6	Bill Bentley	1989
12.	5	Turtle Kuhaulua	2015
	5	Myles Richard	2014
	5	Zack Jones	2010
	5	Scott Sobczak	2007
	5	Steve Jones	2006
	5	Steve Jones	2005
	5	Don Gemmell	2002
	5	Ryan McDermott	1997
	5	Anthony Chavez	1992
	5	Anthony Telford	1985
	5	Patrick Cruzen	1980





CAREER *Leaders*

CAREER HITTING LEADERS

AT-BATS

1.	832	Jason Martin	2008-11
2.	796	Ryan Angel	2004-07
3.	782	Jacob Valdez	2011-14
4.	765	Andre Mercurio	2012-15
5.	762	Kevin Frandsen	2001-04
6.	719	Danny Stienstra	2008-11
7.	716	Nate Corrick	2002-05
	716	Ryan Brucker	1998-01
9.	702	Anthony Contreras	2002-05
10.	689	Kyle Bellows	2007-09

GAMES

1.	236	Jason Martin	2008-11
2.	218	David Pierson	2003-06
3.	214	Ryan Angel	2004-07
	214	Ryan Brucker	1998-01
5.	211	Jacob Valdez	2011-14
6.	206	Kevin Frandsen	2001-04
7.	203	Nate Corrick	2002-05
	203	Brian Forman	1995-98
9.	199	Danny Stienstra	2008-11
10.	197	Andre Mercurio	2012-15

RUNS SCORED

1.	174	Jason Martin	2008-11
2.	154	Kyle Bellows	2007-09
3.	149	Junior Ruiz	1999-01
4.	144	Brian Forman	1995-98
5.	142	Ryan Angel	2004-07
	142	Kevin Frandsen	2001-04
7.	128	Jacob Valdez	2011-14
8.	125	Ryan Brucker	1998-01
9.	119	Travis Becktel	2002-05
10.	118	Danny Stienstra	2008-11

HITS

1.	277	Jason Martin	2008-11
2.	246	Kevin Frandsen	2001-04
3.	245	Ryan Angel	2004-07
4.	243	Danny Stienstra	2008-11
5.	237	Junior Ruiz	1999-01
6.	233	Kyle Bellows	2007-09

7.	226	Jacob Valdez	2011-14
8.	217	Anthony Contreras	2002-05
	217	Andre Mercurio	2012-15
10.	214	Nate Corrick	2002-05

RUNS BATTED IN

1.	146	Kyle Bellows	2007-09
2.	137	Brandon Macchi	1999-01
3.	126	Danny Stienstra	2008-11
4.	125	Robert Berns	1996-97
5.	124	Ryan Angel	2004-07
6.	118	Junior Ruiz	1999-01
	118	Eric Pitt	1992-95
8.	116	Jason Martin	2008-11
	116	Cory Valine	2007-10
10.	114	Adam Shorsher	1999-02

DOUBLES

1.	55	Ryan Angel	2004-07
2.	53	Brandon Macchi	1999-01
3.	51	Eric Pitt	1992-95
4.	47	Kyle Bellows	2007-09
5.	44	Junior Ruiz	1999-01
6.	43	Kevin Frandsen	2001-04
7.	40	Gabe Lopez	2001-02
	40	Robert Berns	1996-97
9.	37	Jason Martin	2008-11
	37	Adam Shorsher	1999-02

TRIPLES

1.	15	Ken Henderson	1988-91
2.	14	Tony Biondi	1977-78
3.	12	Al Ariza	1970-72
	12	Rich Guardino	1975-77
5.	11	Junior Ruiz	1999-01
6.	10	Steve Anderson	1988-91
7.	9	Andre Mercurio	2012-15
	9	Travis Becktel	2002-05
	9	John Jurivich	1960-61, 63

HOME RUNS

1.	25	John Fagan	2000-01
2.	23	Robert Berns	1996-97
3.	21	Adam Shorsher	1999-02
4.	20	Kyle Bellows	2007-09
5.	18	Brandon Macchi	1999-01
	18	Shane Timmons	2015-P.
7.	16	Ryan Angel	2004-07

8.	15	Kevin Frandsen	2001-04
	15	Karson Klauer	2007-10
	15	Greg Robles	1979-81
	15	Jeff Ball	1990
12.	14	Cory Valine	2007-10
	14	Jon Lauderdale	1997-98
	14	Gerad Cawhorn	1992-93
	14	Earl Boles	1985-86
	14	Steve Friend	1982-83
	14	Jerry Clifford	1955-57

STOLEN BASES

1.	58	Al Ariza	1970-72
2.	56	Ryan Angel	2004-07
3.	54	Tom Krause	1983-84
4.	51	Larry Lintz	1970-71
	51	Andy Coan	1988-89

WALKS

1.	109	Junior Ruiz	1999-01
2.	99	Eric Booker	1989-90
3.	97	Jay Peryam	1974-77
4.	94	David Pierson	2003-06
5.	93	Brian Nakamoto	1971-72
6.	92	Craig Hertler	2008-11
7.	85	Adam Shorsher	1999-02
	85	Brian Lopes	1947-50
9.	84	Jason Martin	2008-11
	84	Brian Forman	1995-98

HIT-BY-PITCHES (since 1987)

1.	65	Jason Martin	2008-11
2.	51	Kevin Frandsen	2001-04
3.	43	Travis Becktel	2002-05
4.	42	Craig Hertler	2008-11
	42	Ryan Brucker	1998-01
6.	38	Steve Anderson	1987-91
	38	Andre Mercurio	2012-15
8.	37	John Shaffer	2006-09
9.	34	Adam Shorsher	1999-02
10.	32	Jacob Valdez	2011-14

STRIKEOUTS

1.	137	Brandon Macchi	1999-01
2.	136	Ryan Angel	2004-07
3.	135	Travis Becktel	2002-05
4.	132	Ryan Brucker	1998-01
5.	127	Steve Anderson	1988-91
	127	Brian Forman	1995-98
7.	121	Eric Pitt	1992-95
8.	120	Todd Duncan	1996-99
9.	118	Nate Corrick	2002-05
10.	109	Dennis Smith	1971-74



SACRIFICE BUNTS

1.	48	David Pierson	2003-06
2.	45	Ryan Brucker	1998-01
3.	35	J. Santich-Hughes	2004-07
4.	26	Brian Forman	1995-98
5.	25	Kevin Frandsen	2001-04
6.	21	Kyle Gallegos	2012, 2014
	21	Jacob Valdez	2011-14
8.	19	Jason Martin	2008-11
9.	18	Craig Hertler	2008-11
	18	Andre Mercurio	2012-15

BATTING AVERAGE

(min. 140 AB's for 1-2 years;
205 AB's for 3-4 years)

1.	.389	Jacob Bruns	2008-09
2.	.368	Robert Berns	1996-97
3.	.363	Steve Ochoa	1985-86
4.	.362	Gerad Cawhorn	1992-93
5.	.361	Gabe Lopez	2001-02
6.	.360	Junior Ruiz	1999-2001
7.	.357	Earl Boles	1985-86
8.	.355	Tony Biondi	1977-78
9.	.350	David Zuniga	1992-93
10.	.349	Scott Lewis	1997-98
11.	.346	Marcus McKimmy	2007
12.	.343	Casey Cheshier	1998
13.	.339	Tony James	1997-98
14.	.337	Danny Stienstra	2008-11
15.	.333	Jason Martin	2008-11

CAREER

PITCHING LEADERS

APPEARANCES

1.	90	Matt Winck	2003-06
2.	76	Jon LaVine	1991-94
3.	73	Andy Cook	1999-03
4.	72	Branden Dewing	2003-06
	72	Kalei Contrades	2012-15
6.	70	Mike Rausch	1990-93
	70	Chris Sherman	1998-01
8.	69	Jeremy Rogelstad	1998-02
9.	67	Brandon Hennessey	2005-08
10.	66	Johnny Melero	2011-14

WINS

1.	27	Anthony Telford	1985-87
2.	26	Matt Durkin	2002-04
3.	24	Randy Raphael	1976-80
	24	Dave Sick	1991-94
5.	23	Dave Tellers	1989-90
6.	22	Chris Martin	1989-91

7.	20	Dave Nobles	1978-79
	20	John Oldham	1952-54
	20	Javier Pamus	1996-98
	20	Jeremy Rogelstad	1998-02

LOSSES

1.	28	Randy Raphael	1976, 78-80
2.	23	Branden Dewing	2003-06
	23	Johnny Melero	2011-14
3.	19	Steve Olsen	1984-85
	19	Doug Boehner	1952-55
5.	18	Anthony Telford	1985-87
	18	Steve Friar	1974-77

LOWEST ERA

(min. 80 IP for 1-2 years, 120 IP for 3
years, 160 IP for 4 years)

1.	0.87	Clair Parkin	1952
2.	1.21	Chris Codiroli	1977
3.	1.79	Jeff Gingrich	1972-75
4.	1.92	Brad Kilby	2002-05
5.	1.94	Jim Visher	1962-64

INNINGS PITCHED

1.	360.1	Randy Raphael	1976, 78-80
2.	356.2	Anthony Telford	1985-87
3.	345.0	Dave Sick	1991-94
4.	337.0	Branden Dewing	2003-06
5.	330.1	Jeremy Rogelstad	1998-2002
6.	320.0	John Oldham	1952-54
7.	309.1	Jeff Gingrich	1972-75
8.	309.0	Matt Durkin	2002-04
9.	297.0	Chris Martin	1989-91

STRIKEOUTS

1.	412	John Oldham	1952-54
2.	397	Anthony Telford	1985-87
3.	298	Matt Durkin	2002-04
4.	295	Mike Rusk	1970-72
5.	261	Jim Visher	1962-64
6.	255	Dave Sick	1991-94
7.	242	Jeremy Rogelstad	1998-02
8.	235	Mark Langston	1979-81
9.	235	Jeff Gingrich	1972-75

WALKS

1.	293	John Oldham	1952-54
2.	165	Randy Raphael	1976, 78-80
3.	157	Mark Langston	1979-81
4.	151	Anthony Telford	1985-87
5.	146	Jeff Gingrich	1972-75

SAVES (since 1977)

1.	15	Zack Jones	2010-11
----	----	------------	---------

2.	12	Anthony Vega	2008-09
3.	10	Steve Jones	2005-06
	10	Justin Farias	1996-97
5.	9	Anthony Chavez	1991-92
6.	8	Richard Smith	1993-94
7.	7	Kalei Contrades	2012-15
	7	Brad Kilby	2002-05
	7	Andy Cook	1999-03
	7	Tim Adinolfi	1999-01
	7	Bill Bentley	1989-90
	7	Ryan McDermott	1997-98

BEST WON-LOSS RECORD (min. 20 decisions)

19-5	Dave Imwalle	1971-72
15-5	Scott Sobczak	2007-09
15-6	Blake McFarland	2010-11
23-9	Dave Tellers	1989-90
20-8	Javier Pamus	1996-98



Shane Timmons



YEARLY HITTING

Leaders

BATTING AVERAGE

2017	Shane Timmons	.304
2016	Shane Timmons	.328
2015	Ozzy Braff	.310
2014	Brett Bautista	.313
2013	Matt Carroll	.341
2012	Matt Lopez	.322
2011	Danny Stienstra	.349
2010	Jason Martin	.373
2009	Jacob Bruns	.399
2008	Danny Stienstra	.365
2007	Donato Giovanatto	.351
2006	Ryan Angel	.318
2005	Anthony Contreras	.373
2004	Kevin Frandsen	.321
2003	Kevin Frandsen	.332
2002	Gabe Lopez	.369
2001	Junior Ruiz	.374
2000	Junior Ruiz	.354
1999	Junior Ruiz	.354
1998	Casey Cheshier	.343
1997	Robert Berns	.399
1996	Patrick Walsh	.379
1995	Patrick Walsh/Eric Pitt	.283
1994	Tim Gavello	.370
1993	Gerad Cawhorn	.405
1992	Jason Bugg	.337
1991	Jorge Mora	.325
1990	Eric Booker	.383
1989	Kevin Tannahill	.329
1988	Eric Nelson	.333
1987	Fernando Viera	.335
1986	Earl Boles	.352
1985	Steve Ochoa	.378
1984	Ken Caminiti	.348
1983	Steve Clinton	.349
1982	Gene Robinson	.357
1981	Steve Jones	.352
1980	Michael Brown	.352
1979	Greg Robles	.351
1978	Randy Johnson	.387
1977	Steve Bell	.338
1976	Rich Guardino	.330
1974	Dan Mays	.328
1973	Rick Pitney	.361
1972	Al Ariza	.346
1971	Al Ariza	.373
1970	Gary Cunningham	.333
1969	Tom Corder	.350
1968	Tom Corder	.315
1967	John Bessa	.349
1966	Dave Mettler	.354
1965	Dave Salinero	.367
1964	Argust Smith	.384
1963	Jim Visher	.342
1962	Dom Ascani	.394

1961	John Jurivich	.437
1960	Doug McChesney	.346
1959	Emmett Lee	.362
1957	Jerry Clifford	.308
1956	Jerry Clifford	.400
1955	Bill Rahming	.378
1954	Donald Visconti	.342
1953	Dick Brady	.323
1952	Andy Miller	.330
1951	Andy Miller	.310
1950	Dave McCarty	.338

HITS

2017	Shane Timmons	62
2016	Shane Timmons	61
2015	Brett Bautista	58
2014	Kyle Gallegos	69
2013	Andre Mercurio	74
2012	Jacob Valdez	45
2011	Danny Stienstra	84
2010	Jason Martin	88
2009	Kyle Bellows	93
2008	Danny Stienstra	69
2007	Kyle Bellows	81
	Donato Giovanatto	81
2006	Ryan Angel	74
2005	Anthony Contreras	90
2004	Anthony Contreras	64
2003	Kevin Frandsen	73
2002	Gabe Lopez	90
2001	Gabe Lopez	91
2000	Junior Ruiz	87
1999	Junior Ruiz	73
1998	Scott Lewis	75
1997	Robert Berns	93
1996	Patrick Walsh	85
1995	Patrick Walsh	60
1994	Tim Gavello	71
1993	Gerad Cawhorn	81
1992	Jason Bugg	66
1991	Ken Henderson	67
1990	Jeff Ball	82
1989	Kevin Tannahill/Eric Booker/ John Bracken	57
1988	Eric Nelson	66
1987	Fernando Viera	61
1986	Earl Boles	70
1985	Steve Ochoa	79
1984	Ken Caminiti	77
1983	Tom Krause	50
1982	Gene Robinson	66
1981	Steve Jones	86
1980	Steve Jones	67
1979	Greg Robles	73
1978	Randy Johnson	92
1977	Tony Biondi	71

1976	Rich Guardino	68
1974	Dan Mays	63
1973	Mark Carroll	59
1972	Al Ariza	54
1971	Greg Marshall	51
1970	Gary Cunningham	50
1969	Tom Corder	49
1968	Tom Corder	44
1967	John Bessa	30
1966	Larry Peters	28
1965	Matt Miholovich	34
1964	Argust Smith	50
1963	Jim Visher	27
1962	Ken Takahashi	34
1961	John Jurivich	45
1960	Doug McChesney	46
1959	Emmett Lee	50
1957	Joe Winstead	35
1956	Jerry Clifford	50
1955	Bill Rahming	37
1954	Dick Brady	32
1953	Cookie Camara	43
1952	Andy Miller	35
1951	Andy Miller/ Walt Johnson	27
1950	Will Concklin	26
HOME RUNS		
2017	Shane Timmons	10
2016	Ozzy Braff	6
2015	Shane Timmons	4
2014	Matt Carroll	5
2013	Nick Schulz	3
2012	Nick Schulz	4
2011	Tyler Christian	6
2010	Karson Klauer	7
2009	Kyle Bellows	10
2008	Alex Sofranac	5
2007	Ryan Angel	8
2006	Ryan Angel	5
2005	Travis Becketl/Brandon Fromm	4
2004	Brandon Fromm	7
2003	Kevin Frandsen/Nick Guerra	4
2002	Adam Shorsher	13
2001	John Fagan	12
2000	John Fagan	13
1999	Todd Duncan	14
1998	Casey Cheshier/Jon Lauderdale	8
1997	Robert Berns	14
1996	Robert Berns	9
1995	Patrick Walsh/David Schultz/ Jason Boesch	3
1994	Tim Gavello	8
1993	Gerad Cawhorn	10
1992	Kraig Constantino	12
1991	Jorge Mora	5
1990	Jeff Ball	15
1989	Eric Booker	5
1988	Jeff Hetherington	6
1987	Steve Anderson	7
1986	Steve Ochoa	12
1985	Steve Ochoa	9
1984	Ken Caminiti	5



1983 Ken Caminiti	7	1993 Gerad Cawhorn	57
1982 Steve Friend	6	1992 Kraig Constantino	53
1981 James Howard	8	1991 Jorge Mora/Ken Henderson	39
1980 Michael Brown	6	1990 Jeff Ball	83
1979 Greg Robles	9	1989 John Bracken	38
1978 Randy Johnson		1988 Eric Nelson	46
Tony Biondi	10	1987 Steve Anderson	41
1977 Steve Bell		1986 Steve Ochoa	52
Rich Guardino	4	1985 Steve Ochoa	42
1976 Glenn Williams	13	1984 Ken Caminiti	45
		1983 Ken Caminiti	36
1974 Dennis Smith	4	1982 Dana Corey/Rick Dominguez	28
1973 Rob Brassea	5	1981 Greg Robles	53
1972 Brian Nakamoto	6	1980 Michael Brown	41
1971 Brian Nakamoto	7	1979 Greg Robles	50
1970 Tom Corder	4	1978 Randy Johnson	79
1969 Tom Corder	7	1977 Jay Peryam	40
1968 Mike Popovec	3	1976 Glenn Williams	39
1967 John Bessa	3		
1966 Dave Mettler/Tony Hernandez	3	1974 Dan Mays	40
1965 Tony Hernandez	3	1973 Rob Brassea	37
1964 Argust Smith	7	1972 Brian Nakamoto	30
1963 Jim Visher	5	1971 Greg Marshall	41
1962 Carl Fisher	3	1970 Tom Corder	33
1961 John Jurivich	2	1969 Tom Corder	28
1960 Bill Inderbitzen	2	1968 Ray Valconesi	16
1959 Doug McChesney/ Ted Coutts/ Al Pimentel	2	1967 Bart Spina	21
		1966 Dave Mettler	15
1957 Jerry Clifford	5	1965 Matt Miholovich	14
1956 Chuck Reynolds	7	1964 Argust Smith	39
1955 Jerry Clifford	4	1963 Jim Visher	21
1954 Dick Brady	2	1962 Carl Fisher	30
1953 Ralph Cleland	4	1961 John Jurivich	25
1952 Andy Miller/Ron Palma	1	1960 Doug McChesney	28
1951 Andy Miller	4	1959 Emmett Lee/ Ted Coutts	27
1950 Mel Stein	3		
		1957 Jerry Clifford	25
		1956 Chuck Reynolds	36
		1955 Bill Rahming	22
		1954 Dick Brady	25
		1953 Dick Brady	27
		1952 Andy Miller	28
		1951 Andy Miller	22
		1950 Dave McCarty	15

RUNS BATTED IN

2017 Shane Timmons	46
2016 Ozzy Braff/Brendt Citta/Aaron Pleschner/Shane Timmons	26
2015 Brett Bautista	26
2014 Jacob Valdez	32
2013 Matt Carroll	40
2012 Nick Schulz	21
2011 Danny Stienstra	54
2010 Karson Klauer	43
2009 Kyle Bellows	57
2008 Kyle Bellows	42
2007 Donato Giovanatto	54
2006 Ryan Angel	36
2005 Brandon Fromm	40
2004 Josh Lansford	31
2003 Markum King	34
2002 Gabe Lopez	61
2001 Brandon Macchi	60
2000 Brandon Macchi/John Fagan	47
1999 Todd Duncan	47
1998 Casey Cheshier	61
1997 Robert Berns	81
1996 Robert Berns	44
1995 Patrick Walsh	31
1994 Eric Pitt	46

TM



YEARLY PITCHING

Leaders

WINS

2017	Matt Brown	4
2016	Josh Goldberg	4
2015	Kalei Contrades	4
2014	Kalei Contrades	5
2013	D.J. Slaton	4
2012	Mike Aldrete	6
2011	Roberto Padilla	9
2010	Blake McFarland	7
2009	David Berner/Max Peterson	7
2008	Max Peterson/Ryan Shopshire	5
2007	Scott Sobczak/Steven Vidal	6
2006	Branden Dewing	7
2005	Brad Kilby	7
2004	Matt Durkin	8
2003	Matt Durkin	7
2002	Matt Durkin	11
2001	Chris Sherman	9
2000	Chris Key	13
1999	Vince LaCorte	9
1998	Javier Pamus	13
1997	Ryan McDermott	8
1996	Jason Davis/Rich Ledeit	6
1995	Rich Ledeit	6
1994	Paul Pavicich/Dave Sick	8
1993	Joey Chavez	12
1992	Dave Sick	8
1991	Chris Martin/Mark Ringkamp	7
1990	Dave Tellers	11
1989	Dave Tellers	12
1988	Dan Archibald	10
1987	Anthony Telford	10
1986	Anthony Telford	9
1985	Anthony Telford	8
1984	Steve Olson	8
1983	John McLarnan	9
1982	Ron Kolstad	5
1981	Eric Tretten	7
1980	Jay Brazil	9
1979	Dave Nobles	10
1978	Randy Raphael	11
1977	Steve Friar	7
1976	Charles Wyatt	5
1974	Steve Gordon-Forbes	7
1973	Jeff Gingrich/Randy Zylker	7
1972	Dave Imwalle	10
1971	Mike Rusk	12
1970	Jay Fike	6
1969	Jay Fike	7
1968	Bob Holmes	5
1967	Pete Hoskins	4
1966	Bill Schmidt	5
1965	Bill Schmidt	5
1964	Jim Visher	5
1963	Jim Visher	8

1961	Dave Turnbull	8
1960	Gene Tagliferri	8
1959	Bill Leach	7
1957	Hal Kolstad	8
1956	Tuck Halsey	9
1955	Doug Boehner	5
1954	John Oldham	7
1953	John Oldham	8
1952	John Oldham	5
1951	Jim Collins	5
1950	Ralph Romero	5

STRIKEOUTS

2017	Matt Brown	62
2016	Matt Brown	48
2015	Turtle Kuhaulua	47
2014	Kalei Contrades	52
2013	Kyle Hassna/D.J. Slaton	49
2012	Zack Jones	60
2011	Roberto Padilla	81
2010	Blake McFarland	71
2009	David Berner	84
2008	David Berner	67
2007	Loren Moneyppenny	75
2006	Loren Moneyppenny	80
2005	Branden Dewing	73
2004	Matt Durkin	103
2003	Matt Durkin	110
2002	Matt Durkin	85
2001	Tim Adinolfi	95
2000	Joey Baker	96
1999	Vince LaCorte	99
1998	Javier Pamus	114
1997	Jason Jimenez	90
1996	Jason Davis	85
1995	Jason Simontacchi	76
1994	Paul Pavicich	108
1993	Dave Sick	85
1992	Rob Andrakin	81
1991	Mark Ringkamp	61
1990	Dave Tellers	96
1989	Dave Tellers	113
1988	Dan Archibald	128
1987	Anthony Telford	161
1986	Anthony Telford	142
1985	Anthony Telford	94
1984	Ron Rooker	56
1983	John McLarnan	77
1982	John McLarnan	53
1981	Mark Langston	85
1980	Mark Langston	111
1979	Dave Nobles	94
1978	Randy Raphael	86
1977	Steve Friar	85
1976	Charles Wyatt	80

1974	Steve Gordon-Forbes	56
1973	Jeff Gingrich	108
1972	Mike Rusk	91
1971	Mike Rusk	140
1970	Mike Rusk	64
1969	Terry Hughes	81
1968	Bob Holmes	60
1967	Pete Hoskins	39
1966	Bill Schmidt	55
1965	Bill Schmidt	55
1964	Jim Visher	82
1963	Jim Visher	119
1961	Dave Turnbull	91
1960	Richard Holden	83
1959	Bill Leach	68
1957	Hal Kolstad	91
1956	Hal Kolstad	73
1955	Doug Boehner	49
1954	John Oldham	145
1953	John Oldham	166
1952	John Oldham	101
1951	Jim Collins	38
1950	Pete Mesa	84

TM



RHP Josh Goldberg



ALL-TIME

Series Records

Air Force	12-17	Humboldt State	10-2	San Francisco State	40-21-2
Albany	1-0	Idaho State	1-0	Santa Clara	89-131
Alliant International	4-0	Illinois	2-0	Seattle U	3-3
Arizona	1-3-1	Indiana	0-1	Sonoma State	3-2
Arizona State	0-1	Iona	4-0	Southern California	0-3
Arkansas	0-2	Kansas State	1-1	Southern Illinois	2-0
Azusa Pacific	1-1	Keio	1-0	Southern Utah	13-1
Bethany (Calif.)	1-0	Lewis & Clark	1-0	Southwest Texas State	1-0
Biola	2-0	Lewis-Clark State	1-2	Stanford	35-96
Birmingham-Southern	1-0	Long Beach State	27-35-1	Texas-Arlington	0-3
Boise State	1-0	Louisiana-Lafayette	0-1	Texas Christian	11-9
Brigham Young	15-9-1	Louisiana Tech	34-24	Texas State	2-1
Brown	3-0	Loyola Marymount	7-15	UC Davis	42-34
California	31-46-1	Maine	3-1	UC Irvine	12-20
Cal Poly	50-44-1	Miami (Ohio)	3-0	UCLA	2-4
Cal Poly Pomona	1-2	Michigan	0-2	UC Riverside	1-2
Cal State Bakersfield	6-4	Minnesota	3-0	UC San Diego	1-0
Cal State East Bay	60-23	Missouri	0-0-1	UC Santa Barbara	54-49
Cal State Fullerton	14-30	Nevada	91-82	UC Santa Cruz	3-0
Cal State Los Angeles	22-13	New Mexico	6-19-1	UNLV	27-40
Cal State Monterey Bay	1-0	New Mexico State	20-24	Utah	15-4
Cal State Northridge	4-7	Nicholls State	1-3	Utah Valley	1-0
Cal State Stanislaus	9-5-1	Northern Colorado	4-2	UTSA	2-1
California Western	1-0	Northern Illinois	0-1	Valparaiso	1-0
Centenary College	1-0	Ohio State	1-0	Vanderberg AFB	2-0
Central Washington	1-0	Oklahoma	1-0	Vanguard	0-1
Chicago State	4-0	Oregon	5-3	Warner Pacific	1-0
Chico State	3-0	Oregon College of Education	3-0	Washington	7-3
Claremont	1-0	Oregon State	10-10-1	Washington State	10-20
Clemson	0-1	Oregon Tech	3-0	Western Oregon	22-1
Colorado State	1-0	Pacific	91-79	Wichita State	1-2
Cornell	3-0	Pacific Lutheran	2-0	Wisconsin-Milwaukee	2-0
Dallas Baptist	1-2	Pepperdine	5-1	Wyoming	0-1
Dartmouth	2-1	Penn State	2-0		
Eastern Oregon	3-0	Portland	8-5		
Florida	2-1	Portland State	8-1		
Fresno Pacific	4-0	Princeton	1-0		
Fresno State	85-162	Purdue	3-0		
Georgetown	1-0	Rice	10-33		
George Washington	2-0	Sacramento State	32-31		
Gonzaga	2-1	Sacred Heart	1-0		
Grambling	1-0	Saint Joseph's	4-0		
Grand Canyon	5-2	Saint Mary's	101-50		
Hawai'i	39-56	San Diego	1-2		
Hawai'i-Hilo	19-3	San Diego MCRD (Marines)	2-3		
Hawai'i Pacific	4-1	San Diego State	20-55		
Houston	2-1	San Francisco	97-67-1		

BOLD Indicates 2018 Opponent



YEAR BY YEAR

Results (SINCE 1965)

1965 (13-24)

2/23 Stanford	L, 8-6
2/26 at UC Davis	W, 4-0
2/26 at UC Davis	W, 7-1
3/1 Santa Clara	L, 13-7
3/3 at California	L, 6-2
3/4 at Cal State East Bay	L, 7-4
3/9 Sacramento State	L, 5-2
3/9 Sacramento State	L, 6-1
3/11 Cal State East Bay	L, 4-2
3/16 Saint Mary's	W, 3-0
3/17 Vandenberg AFB	W, 13-5
3/19 Fresno State	L, 4-3
3/19 Fresno State	L, 6-5 (17)
3/20 Fresno State	L, 6-4
3/24 San Francisco	L, 14-0
3/24 San Francisco	L, 6-2
3/25 at San Francisco State	W, 9-0
3/27 Nevada	W, 2-1
3/27 Nevada	W, 4-2
3/30 at Santa Clara	L, 3-1
4/1 San Francisco State	W, 6-0
4/3 Pacific	W, 4-3
4/3 Pacific	L, 7-3
4/6 Saint Mary's	W, 9-8 (10)
4/12 at San Diego State +	L, 9-4
4/13 San Francisco State +	L, 6-3
4/14 Idaho State +	W, 7-5
4/14 Vandenberg AFB +	W, 9-8 (10)
4/15 California	L, 2-0
4/22 at Pacific	L, 5-2
4/22 at Pacific	L, 3-0
4/24 Saint Mary's	L, 2-0
4/25 Saint Mary's	W, 3-1
4/27 at Stanford	L, 9-4
4/30 San Francisco	L, 5-0
4/30 San Francisco	L, 1-0
5/3 San Diego Marines	L, 6-4
+ - San Diego MCRD Tourney	

1966 (12-22)

2/26 UC Davis	W, 9-0
2/26 UC Davis	L, 4-3

3/1 Cal State East Bay	L, 5-3
3/4 San Francisco State	W, 4-2
3/5 at California	L, 3-0
3/8 Santa Clara	L, 9-2
3/11 San Francisco	W, 5-1
3/11 San Francisco	L, 2-0
3/18 at Nevada	L, 5-3
3/18 at Nevada	W, 9-1
3/19 at Sacramento State	L, 4-0
3/19 at Sacramento State	W, 1-0
3/22 at Saint Mary's	L, 2-1
3/22 at Saint Mary's	W, 4-0
3/24 California	L, 12-2
3/26 Pacific	W, 7-6
3/26 Pacific	L, 5-0
3/29 at Santa Clara	L, 14-1
4/4 San Diego State +	L, 9-6
4/5 California Western +	W, 8-6
4/6 Southern California +	L, 12-7
4/8 Washington State	L, 8-2
4/9 Portland	L, 4-3
4/12 Stanford	L, 11-5
4/14 at Cal State East Bay	W, 6-3
4/15 at San Francisco	W, 9-7
4/15 at San Francisco	L, 7-1
4/19 at Stanford	L, 13-3
4/22 Saint Mary's	W, 5-0
4/30 Saint Mary's	L, 7-2
5/3 at San Francisco State	L, 11-5
5/5 San Diego Marines	L, 4-1
+ - San Diego MCRD Tourney	

1967 (12-19)

2/24 at San Francisco State	L, 7-1
2/25 at UC Davis	L, 1-0
2/25 at UC Davis	W, 5-1
3/7 at Cal State East Bay	W, 2-0
3/8 Santa Clara	L, 16-1
3/9 at California	L, 7-1
3/10 Nevada	W, 4-0
3/10 Nevada	L, 9-1
3/18 Utah+	L, 5-0
3/19 Pacific+	L, 9-5
3/29 at Santa Clara	W, 7-5

4/1 Pacific	W, 6-3
4/1 Pacific	W, 3-2
4/4 California	L, 3-1
4/5 at Saint Mary's	W, 5-3
4/8 California	L, 3-1
4/8 Washington State	L, 3-1
4/13 San Francisco State	L, 6-2
4/14 Saint Mary's	W, 5-4
4/14 Saint Mary's	W, 5-3
4/15 at Pacific	L, 3-2
4/16 San Francisco	W, 9-5
4/17 at Pacific	W, 2-1
4/18 Stanford	L, 8-0
4/19 at San Francisco	W, 5-4
4/25 Cal State East Bay	W, 6-2
4/28 San Francisco	L, 9-4
4/28 San Francisco	L, 11-10
5/2 at Stanford	L, 6-1
5/3 San Diego Marines	W, 7-4
5/4 Sacramento State	L, 5-0
5/5 at Saint Mary's	L, 3-0
5/5 at Saint Mary's	L, 7-6

1968 (15-24)

2/24 UC Davis	L, 3-1
2/24 UC Davis	L, 5-4
2/27 at Stanford	L, 7-4
2/29 at California	L, 6-4
3/5 Cal State East Bay	L, 13-3
3/9 Nevada	W, 5-3
3/9 Nevada	L, 5-4
3/15 at Nevada	L, 10-6
3/21 San Francisco State	L, 5-3
3/23 Cal State Los Angeles	L, 9-7
3/23 Cal State Los Angeles	W, 2-1
3/26 California	W, 4-0
3/29 at Santa Clara	L, 12-2
3/30 UC Santa Barbara	L, 4-1
3/30 UC Santa Barbara	W, 3-2
4/2 San Francisco	W, 4-3
4/5 Saint Mary's	L, 2-0
4/6 Pacific	L, 3-2
4/6 Pacific	W, 2-0
4/8 Wyoming+	L, 5-0
4/9 Pacific+	L, 11-8
4/13 at Loyola Marymount	L, 4-3
4/13 at Loyola Marymount	L, 6-3
4/16 at Cal State East Bay	L, 6-0
4/17 San Diego	W, 7-5
4/19 at Santa Clara	W, 4-1



4/20 at Saint Mary's W, 6-5
 4/20 at Saint Mary's W, 6-2
 4/23 at San Francisco State W, 5-0
 4/26 Saint Mary's W, 9-1
 4/27 at Pacific L, 7-4
 4/27 at Pacific L, 1-0
 4/29 San Diego Marines L, 7-5
 4/30 San Francisco W, 8-2
 5/2 Santa Clara W, 4-2
 5/4 Santa Clara L, 1-0
 5/10 at Pepperdine W, 9-1
 5/11 at Pepperdine L, 3-2
 + - San Diego MCRD Tourney

**1969
(16-19-1)**

2/22 at UC Davis L, 2-1
 2/22 at UC Davis L, 5-1
 2/27 at Stanford L, 10-6
 3/4 at San Francisco State L, 10-4
 3/8 Cal State East Bay W, 4-3
 3/11 at California L, 7-6 (12)
 3/15 at Cal State East Bay L, 7-3
 3/18 San Francisco State T, 2-2
 3/22 Washington L, 6-0
 3/22 Washington L, 7-3
 3/27 Oregon W, 4-0
 3/28 at Santa Clara L, 11-10
 3/29 at Santa Clara W, 10-8
 4/8 at Sacramento State L, 14-4
 4/11 Washington State L, 6-4
 4/12 at UC Santa Barbara W, 1-0
 4/12 at UC Santa Barbara W, 2-1
 4/15 at Pacific L, 4-0
 4/19 at San Francisco L, 3-2
 4/19 at San Francisco W, 8-0
 4/22 Saint Mary's W, 10-2
 4/25 Loyola Marymount W, 7-4
 4/26 at Saint Mary's W, 19-7
 4/26 at Saint Mary's L, 4-2
 4/28 San Diego Marines W, 9-7 (10)
 4/30 California L, 2-1 (12)
 5/2 Saint Mary's W, 6-5
 5/3 Pacific W, 17-10
 5/3 Pacific W, 8-7
 5/6 Stanford L, 3-0
 5/9 Loyola Marymount L, 11-8
 5/10 Pepperdine W, 7-1
 5/10 Pepperdine W, 4-2
 5/16 at Pacific L, 3-0
 5/17 at San Francisco L, 3-1

W, 6-5
 W, 6-2
 W, 5-0
 W, 9-1
 L, 7-4
 L, 1-0
 L, 7-5
 W, 8-2
 W, 4-2
 L, 1-0
 W, 9-1
 L, 3-2

5/17 at San Francisco W, 8-2
**1970
(21-18, 4-8 PCAA)**
 2/16 Cal Poly W, 4-0
 2/21 at Cal State East Bay W, 8-4
 2/27 at Saint Mary's W, 17-0
 2/28 UC Davis W, 6-2
 3/3 at San Francisco W, 7-0
 3/6 Stanford L, 4-1
 3/7 Pacific W, 5-2
 3/7 Pacific L, 4-0
 3/10 at San Francisco State W, 4-2
 3/13 Saint Mary's W, 5-4
 3/14 Cal State East Bay W, 4-0
 3/14 Cal State East Bay W, 1-0
 3/17 San Francisco W, 5-4
 3/18 at Santa Clara L, 5-0
 3/21 San Francisco State L, 8-6
 3/21 San Francisco State W, 5-4
 3/23 Humboldt State W, 8-5
 3/25 Eastern Oregon W, 7-2
 3/25 Eastern Oregon W, 11-7
 3/28 Santa Clara L, 7-2
 3/31 California W, 3-2
 4/4 at Stanford L, 9-7
 4/4 at Stanford L, 8-1
 4/6 Claremont W, 4-1
 4/7 at San Francisco State L, 11-9
 4/10 Fresno State* W, 3-2
 4/11 Fresno State* L, 3-2
 4/11 Fresno State* W, 4-3
 4/14 at San Francisco L, 14-10
 4/17 at Cal State Los Angeles* W, 6-1
 4/18 at Cal State Los Angeles* L, 3-2
 4/18 at Cal State Los Angeles* L, 6-5
 4/21 at California L, 5-1
 5/1 at San Diego State* L, 3-1
 5/2 at San Diego State* L, 3-1
 5/8 at San Diego State* L, 3-0
 5/15 Long Beach State* W, 12-10
 5/16 Long Beach State* L, 3-0
 5/16 Long Beach State* L, 4-2

**1971
(30-14, 13-8 PCAA)**

2/19 San Francisco State W, 9-2
 2/20 at Cal State East Bay L, 11-10
 2/20 at Cal State East Bay W, 9-5
 2/23 Santa Clara L, 8-7

2/26 Humboldt State W, 4-3
 2/26 Humboldt State W, 14-6
 2/27 at UC Davis L, 3-2
 2/27 at UC Davis W, 10-7
 3/3 Stanford W, 4-3
 3/5 at San Francisco State W, 12-4
 3/6 at Pacific W, 4-3
 3/6 at Pacific W, 3-0
 3/9 Saint Mary's W, 9-2
 3/19 Fresno State* L, 10-1
 3/20 Fresno State* W, 2-0
 3/20 Fresno State* W, 8-2
 3/22 Humboldt State W, 2-1
 4/2 at Long Beach State* W, 7-5 (10)
 4/3 at Long Beach State* L, 8-3
 4/3 at Long Beach State* W, 5-2
 4/6 Chico State W, 7-3
 4/6 Chico State W, 4-2
 4/9 San Diego State* W, 2-1 (11)
 4/10 San Diego State* L, 8-4
 4/10 San Diego State* W, 6-0
 4/13 Cal State Stanislaus L, 6-5
 4/16 UC Santa Barbara* L, 5-2
 4/21 at Santa Clara W, 4-1
 4/23 at Fresno State* W, 7-1
 4/24 at Fresno State* W, 10-6
 4/24 at Fresno State* L, 6-4 (9)
 4/27 at Cal State Stanislaus W, 2-0
 5/4 at Stanford W, 5-3
 5/7 at UC Santa Barbara* W, 14-1
 5/8 at UC Santa Barbara* W, 7-5
 5/8 at UC Santa Barbara* L, 8-2
 5/15 at Cal State Los Angeles* W, 14-1
 5/16 at Cal State Los Angeles* L, 5-0
 5/16 at Cal State Los Angeles* W, 11-5
 5/21 UC Santa Barbara* L, 10-5
 5/21 UC Santa Barbara* W, 5-3
 5/22 Santa Clara# L, 5-0
 5/23 Santa Clara# L, 3-1

**1972
(29-20, 8-10 PCAA)**

2/19 at Cal State East Bay L, 2-0
 2/19 at Cal State East Bay W, 5-4
 2/25 at Saint Mary's L, 4-3
 2/26 UC Davis W, 8-1
 2/26 UC Davis W, 4-1
 2/29 at Stanford L, 8-2
 3/1 at California W, 3-2



3/3	San Francisco	W, 7-2	3/2	Sacramento State	W, 6-2	2/23	at Cal State East Bay	W, 12-7
3/7	Santa Clara	W, 5-4	3/3	at Humboldt State	W, 7-1	2/24	at Santa Clara	L, 6-3
3/9	Sacramento State	W, 4-3 (10)	3/3	at Humboldt State	W, 2-0	2/26	Stanford	L, 3-2
3/9	Sacramento State	W, 2-1 (10)	3/4	at Sacramento State	W, 5-2	3/7	Santa Clara	W, 6-2
3/10	at Santa Clara	W, 3-1	3/4	at Sacramento State	W, 7-0	3/8	Stanford	W, 3-1
3/11	Santa Clara	L 6-5 (10)	3/6	at California	W, 10-0	3/9	at Stanford	W, 7-4
3/14	at San Francisco State	W, 7-2	3/9	Cal State East Bay	W, 13-4	3/9	at Stanford	W, 1-0
3/17	Humboldt State	L, 2-0	3/10	Cal State East Bay	L, 6-2	3/12	California	L, 11-2
3/18	Cal State East Bay	W, 6-3	3/17	at San Francisco State	W, 21-2	3/15	San Francisco State	W, 4-2
3/18	Cal State East Bay	L, 3-1	3/17	at San Francisco State	L, 4-2	3/16	at San Francisco State	W, 10-1
3/21	Portland State	W, 10-1	3/20	Oregon	W, 10-9	3/16	at San Francisco State	L, 2-0
3/21	Portland University	W, 12-1	3/23	Los Angeles State*	L, 2-0	3/18	Oregon	L, 6-3
3/22	Oregon College of Ed.	W, 10-6	3/24	Los Angeles State*	W, 9-4	3/20	Oregon State	W, 11-7
3/24	Cal Poly Pomona	W, 10-8	3/24	Los Angeles State*	L, 2-0	3/22	Oregon State	W, 9-7
3/25	at Cal Poly Pomona	L, 7-4	3/28	at Saint Mary's	W, 5-3	3/23	at UC Davis	L, 15-14
3/25	at Cal Poly Pomona	L, 6-4	3/30	at Long Beach State*	T, 1-1	3/23	at UC Davis	W, 12-2
3/30	Cal State Fullerton	W, 6-0	3/31	at Long Beach State*	L, 8-3	3/24	UC Davis	W, 9-6
3/31	at Los Angeles State*	L, 5-4 (11)	3/31	at Long Beach State*	L, 5-4 (8)	3/29	Fresno State*	W, 9-0
4/1	at Los Angeles State*	W, 6-3	4/3	at Cal State East Bay	W, 6-3	3/31	Santa Clara	L, 2-0
4/1	at Lost Angeles State*	W, 5-0	4/6	UC Santa Barbara*	W, 5-3	4/3	San Francisco State	W, 3-2
4/7	Fresno State*	L, 4-1	4/7	UC Santa Barbara*	W, 7-6	4/9	at Fresno State*	L, 8-6
4/8	Fresno State*	L, 7-5	4/7	UC Santa Barbara*	L, 5-0	4/9	at Fresno State*	L, 4-3
4/8	Fresno State*	L, 9-4	4/10	at Stanford	L, 7-2	4/10	Chico State	W, 7-3
4/11	California	W, 5-4 (15)	4/11	San Francisco	W, 13-12	4/12	Long Beach State*	L, 5-1
4/14	at San Diego State*	L, 6-4	4/14	Stanford	L, 5-2	4/13	Long Beach State*	W, 4-3
4/15	at San Diego State*	L, 5-3	4/20	Humboldt State	L, 6-3	4/13	Long Beach State*	W, 2-1
4/15	at San Diego State*	L, 11-2	4/21	Humboldt State	W, 10-0	4/16	at Pacific*	L, 10-3
4/18	at Santa Clara	L, 13-7	4/21	Humboldt State	W, 9-2	4/16	at Pacific*	L, 8-3
4/19	San Francisco State	W, 9-2	4/23	Santa Clara	W, 5-1	4/19	at UC Santa Barbara*	W, 15-5
4/21	at Pacific*	W, 3-2	4/24	California	W, 9-1	4/20	at UC Santa Barbara*	L, 5-2
4/22	Pacific*	W, 3-0	4/27	at San Diego State*	W, 1-0	4/20	at UC Santa Barbara*	L, 2-0
4/22	Pacific*	W, 5-3	4/28	at San Diego State*	W, 9-1	4/29	at Santa Clara	W, 11-4
4/25	Saint Mary's	W, 7-0	4/28	at San Diego State*	W, 6-2	5/3	at San Diego State*	L, 12-3
4/28	Long Beach State*	W, 6-2	4/30	at Saint Mary's	W, 7-4	5/4	at San Diego State*	L, 3-2
4/29	Long Beach State*	W, 6-4	5/1	Santa Clara	L, 4-0	5/4	at San Diego State*	W, 8-7
4/29	Long Beach State*	W, 3-2	5/1	Santa Clara	L, 4-0	5/7	Fresno State*	L, 3-2
5/2	Stanford	W, 4-3	5/4	at Pacific*	W, 2-1	5/7	Fresno State*	L, 1-0
5/6	UC Irvine	W, 5-0	5/4	at Pacific*	W, 2-0	5/10	at Pacific*	W, 5-2
5/9	at Sacramento State	L, 5-1	5/5	Pacific*	L, 1-0	5/10	at Pacific*	L, 1-0
5/12	at UC Santa Barbara*	L, 5-3	5/8	Stanford	W, 4-2	5/11	Pacific*	W, 5-2
5/13	at UC Santa Barbara*	L, 3-2	5/11	at Fresno State*	W, 19-8	5/11	Pacific*	W, 7-5
5/13	at UC Santa Barbara*	L, 4-3	5/12	at Fresno State*	W, 17-6	5/11	Pacific*	W, 2-0
	-PCAA game		5/12	at Fresno State	W, 7-4		*-PCAA game	

1973

(32-15-1, 11-6 PCAA)

2/20	at Cal State East Bay	W, 8-4
2/23	Santa Clara	L, 7-1
2/24	San Francisco State	W, 8-2
2/26	at Stanford	L, 1-0 (10)
3/2	Sacramento State	W, 8-4

1974

(24-26, 10-14)

2/16	at California	L, 2-1
2/16	at California	L, 1-0
2/22	at Saint Mary's	W, 11-2
2/23	at Cal State East Bay	L, 6-2

1975

(22-22, 9-9)

2/11	at UC Davis	L, 6-3
2/15	at Santa Clara	L, 5-1
2/21	at Cal State East Bay	L, 4-3
2/22	Cal State East Bay	L, 6-5
2/22	Cal State East Bay	W, 6-1



2/23 at Santa Clara	L, 5-1	3/7 Santa Clara	L, 7-2	2/19 at Nevada*	W, 3-2
2/25 at Cal State East Bay	W, 11-7	3/9 Stanford	L, 11-4	2/19 at Nevada*	W, 7-1
3/1 at Stanford	W, 4-0	3/12 Cal State East Bay	W, 9-6	2/23 at San Francisco State	W, 4-1
3/1 at Stanford	W, 10-5	3/13 Humboldt State	W, 11-3	2/25 Stanford	W, 2-1
3/2 Stanford	W, 5-1	3/13 Humboldt State	W, 5-0	2/26 California	L, 8-1
3/14 at San Francisco State	L, 11-7	3/16 at Saint Mary's	L, 4-1	2/26 California	L, 10-9
3/15 San Francisco State	L, 3-2	3/17 San Francisco State	L, 22-5	3/1 UC Davis	W, 3-2
3/15 San Francisco State	L, 7-0	3/17 San Francisco State	W, 4-3	3/4 at Fresno State*	L, 10-1
3/19 San Francisco State	L, 7-5	3/17 San Francisco State	L, 8-5	3/5 at Fresno State*	L, 5-4
3/23 Oregon State	W, 5-4	3/21 Oregon College of Ed.	W, 4-3	3/5 at Fresno State*	W, 5-0
3/25 Oregon College of Education	W, 7-1	3/21 Oregon College of Ed.	W, 4-3	3/8 at Stanford	L, 6-5
3/27 at Sacred Heart	W, 15-0	3/23 Cal State Stanislaus	L, 7-3	3/11 at Saint Mary's*	L, 4-1
3/28 Fresno State	W, 4-3	3/26 at Fresno State*	L, 14-3	3/12 Saint Mary's*	L, 12-1
3/29 Fresno State	W, 4-3	3/27 at Fresno State*	L, 8-9	3/12 Saint Mary's*	W, 9-1
3/29 Fresno State	L, 2-0	3/27 at Fresno State*	L, 6-7	3/15 at San Francisco*	W, 9-3
4/1 at California	W, 6-2	3/30 Santa Clara	L, 6-1	3/18 San Francisco*	W, 6-3
4/9 Stanford	L, 8-1	3/31 at California	L, 12-2	3/19 San Francisco*	W, 3-1
4/11 Pacific	W, 1-0	4/2 at San Diego State*	L, 12-3	3/21 Gonzaga	W, 1-0
4/12 Pacific	L, 2-1	4/3 at San Diego State*	L, 5-3	3/21 Gonzaga	W, 7-3
4/12 Pacific	L, 2-1	4/3 at San Diego State*	L, 2-1	3/22 Portland	W, 12-1
4/15 at Santa Clara	L, 3-1	4/6 Stanford	L, 10-2	3/23 Oregon	W, 5-4
4/18 at Long Beach State	W, 3-0	4/9 at Pacific*	L, 2-0	3/25 at Pacific*	W, 3-1
4/19 at Long Beach State	W, 9-4	4/10 Pacific*	W, 2-1	3/25 at Pacific*	W, 2-1
4/19 at Long Beach State	L, 6-2	4/13 Biola	W, 7-4	3/26 Oregon College	W, 10-6
4/25 at Pacific	L, 4-1	4/14 at Stanford	L, 18-7	3/26 Oregon College	W, 18-1
4/26 Pacific	W, 1-0	4/16 Long Beach State*	L, 13-9	3/28 Oregon State+	L, 3-1
4/26 Pacific	W, 6-5	4/17 Long Beach State*	L, 12-9	3/29 Pacific+	W, 6-5
4/29 Saint Mary's	L, 5-3	4/17 Long Beach State*	L, 8-4	3/30 San Francisco+	W, 16-2
5/2 at Fresno State	W, 9-5	4/20 at Santa Clara	L, 11-3	3/31 Arizona+	W, 6-4
5/3 at Fresno State	L, 10-9	4/23 Pacific*	W, 6-0	4/1 Stanford+	L, 9-2
5/3 at Fresno State	L, 5-2	4/24 at Pacific*	L, 11-1	4/2 San Diego State+ TM	L, 3-0
5/9 Cal State Fullerton	W,	4/24 at Pacific*	W, 5-4	4/5 at Cal State Stanislaus	L, 7-3
5/10 Cal State Fullerton	L, 4-3	4/27 Saint Mary's	L, 4-3	4/8 Fresno State*	L, 4-2
5/10 Cal State Fullerton	L, 10-2	4/30 Fresno State*	L, 4-0	4/9 Fresno State*	W, 7-4
1976		5/1 Fresno State*	W, 6-2	4/9 Fresno State*	W, 2-1
(19-36, 6-14 PCAA)		5/1 Fresno State*	W, 3-2	4/12 Cal State East Bay	W, 13-8
2/11 San Francisco State	W, 10-0	5/4 Cal State East Bay	L, 3-1	4/15 Saint Mary's*	L, 4-3
2/13 at Stanford	L, 7-4	5/7 Cal State Fullerton*	L, 10-3	4/16 at Saint Mary's*	L, 5-2
2/14 at Cal State East Bay	L, N/A	5/8 Cal State Fullerton*	L, 3-2	4/16 at Saint Mary's*	W, 9-1
2/14 at Cal State East Bay	L, N/A	5/8 Cal State Fullerton*	W, 5-4	4/22 San Francisco*	W, 7-3
2/18 at UC Davis	W, 10-6	*-PCAA game		4/23 at San Francisco*	W, 16-3
2/20 at Cal State Stanislaus	W, 7-4			4/23 at San Francisco*	W, 4-0
2/21 at San Francisco	W, 8-6	1977		4/29 at Pacific*	L, 2-0
2/21 at San Francisco	L, 9-8	(35-23, 20-14 NCBA)		4/30 Pacific*	W, 3-0
2/24 at Santa Clara	L, 3-2	2/8 California	L, 5-4	4/30 Pacific*	W, 1-0
2/27 San Francisco	L, 11-1	2/8 California	W, 6-5	5/3 Cal State Stanislaus	W, 5-4
2/28 California	L, 4-1	2/11 Santa Clara*	L, 9-1	5/6 at Santa Clara*	L, 4-3
2/28 California	W, 6-4	2/12 at Santa Clara*	W, 9-6	5/10 San Francisco State	W, 7-3
3/5 San Francisco	W, 9-4	2/12 at Santa Clara*	W, 7-2	5/13 at Nevada*	W, 3-2
3/6 UC Davis	L, 6-4	2/15 at Stanford	L, 8-6	5/14 at Nevada*	L, 13-9
3/6 UC Davis	W, 6-4	2/18 Nevada*	L, 5-0	5/14 at Nevada*	L, 2-1



*-NCBA game
+-Spartan Classic

1978

(40-24, 24-12 NCBA)

2/3	Fresno State*	L, 7-3
2/4	Fresno State*	L, 15-2
2/4	Fresno State*	W, 11-7
2/8	California	L, 2-1
2/10	at San Francisco*	W, 7-6
2/11	San Francisco*	W, 2-1
2/11	San Francisco*	W, 8-0
2/17	at Santa Clara*	L, 4-5
2/18	Santa Clara*	L, 5-8
2/18	Santa Clara*	L, 3-6
2/19	San Francisco State	W, 4-3
2/19	San Francisco State	W, 3-2
2/21	Cal State East Bay	W, 13-8
2/24	Pacific*	L, 1-19
2/25	at Pacific*	W, 13-2
2/25	at Pacific*	W, 3-2
3/1	Sacramento State	W, 15-4
3/3	at Saint Mary's*	W, 9-8
3/4	Saint Mary's*	L, 3-1
3/4	Saint Mary's*	W, 3-1
3/7	at San Francisco State	L, 2-1
3/10	Stanford	L, 7-4
3/11	at Stanford	L, 9-8
3/11	at Stanford	L, 6-1
3/14	Boise State	W, 17-0
3/15	at California	W, 2-1
3/17	at Nevada*	W, 11-5
3/18	at Nevada*	L, 5-2
3/18	at Nevada*	L, 4-1
3/20	San Francisco+	W, 16-4
3/21	Portland+	L, 4-5
3/22	Washington+	W, 11-2
3/23	Oregon+	W, 2-0
3/24	Brigham Young+	W, 4-3
3/25	Cornell+	W, 11-1
3/25	Brigham Young+	L, 5-12
3/28	Cal State Stanislaus	W, 7-2
3/31	San Francisco*	W, 20-4
4/1	at San Francisco*	W, 7-2
4/4	at San Francisco*	W, 12-1
4/7	Santa Clara*	L, 0-3
4/8	at Santa Clara*	W, 10-8
4/8	at Santa Clara*	W, 4-3
4/11	at Sacramento State	W, 6-0
4/14	at Pacific*	L, 8-2
4/18	at Cal State East Bay	L, 4-2

4/21	Saint Mary's*	W, 12-2
4/22	at Saint Mary's*	W, 7-5
4/22	at Saint Mary's*	W, 5-1
4/25	Stanford	W, 9-4
4/28	UC Davis	W, 7-0
4/29	at UC Davis	L, 2-1
4/29	at UC Davis	W, 6-2
5/5	Nevada*	W, 10-2
5/6	Nevada*	W, 19-4
5/6	Nevada*	W, 19-3
5/9	Pacific*	W, 11-7
5/11	Pacific*	W, 8-3
5/12	at Fresno State*	W, 3-2
5/13	at Fresno State*	W, 6-4
5/13	at Fresno State*	L, 15-8
5/19	Santa Clara%	L, 7-6
5/20	Santa Clara%	L, 10-9
*-NCBA game		
+-Spartan Classic		
%NCBA Playoff Game		

1979

(39-20, 25-14 NCBA)

2/3	at San Francisco*	L, 3-2
2/3	at San Francisco*	L, 4-3
2/4	San Francisco*	L, 2-3
2/6	Stanford	L, 11-5
2/9	at Santa Clara*	W, 10-5
2/10	Santa Clara*	L, 11-4
2/10	Santa Clara*	W, 2-1
2/16	at Nevada*	L, 6-3
2/17	at Nevada*	W, 10-3
2/17	at Nevada*	W, 7-1
2/24	at Saint Mary's*	W, 3-1
2/24	at Saint Mary's*	W, 3-1
2/25	Pepperdine	W, 7-6
2/25	Pepperdine	W, 4-0
2/27	Saint Mary's*	L, 6-4
3/4	Long Beach State	W, 8-4
3/5	at Cal Poly- Slo	W, 9-0
3/5	at Cal Poly- Slo	W, 9-0
3/9	Pacific*	W, 9-8
3/10	at Pacific*	W, 3-0
3/10	at Pacific*	L, 6-1
3/12	Sacramento State	W, 4-1
3/17	Fresno State*	W, 7-6
3/17	Fresno State*	W, 1-0
3/18	Fresno State*	W, 6-2
3/19	Oregon State	L, 7-2
3/20	Oregon	L, 6-5
3/21	Portland	W, 13-2

3/21	Washington	W, 2-0
3/23	Santa Clara*	W, 8-5
3/24	at Santa Clara*	W, 11-3
3/24	at Santa Clara*	W, 9-3
3/30	Nevada*	W, 5-1
3/31	Nevada*	W, 5-0
3/31	Nevada*	W, 4-3
4/3	at Stanford	L, 9-3
4/6	Saint Mary's*	L, 7-5
4/6	Saint Mary's*	W, 2-1
4/7	at Saint Mary's*	W, 8-7
4/13	at Cal State East Bay	W, 9-7
4/14	Cal State East Bay	W, 4-1
4/14	Cal State East Bay	W, 10-0
4/17	at California	W, 10-9
4/20	San Francisco State	W, 11-3
4/21	at San Francisco State	W, 14-3
4/27	at Pacific*	L, 6-2
4/28	Pacific*	L, 4-3
4/28	Pacific*	W, 8-3
4/30	Hawai'i	L, 10-8
5/1	at Cal State Stanislaus	L, 9-3
5/4	at Fresno State*	L, 6-5
5/5	at Fresno State*	W, 10-6
5/5	at Fresno State*	L, 10-3
5/11	at San Francisco*	W, 4-1
5/12	San Francisco*	W, 9-2
5/12	San Francisco*	W, 14-3
5/18	Fresno State%	W, 5-4
5/19	at Fresno State%	L, 4-0
5/20	at Fresno State%	L, 4-0
*-NCBA game		
%NCBA Playoff Game		

1980

(29-24-1, 21-15 NCBA)

2/1	at Santa Clara*	L, 9-4
2/2	Santa Clara*	W, 11-3
2/2	Santa Clara*	W, 1-0
2/5	at Cal State Stanislaus	T, 2-2
2/8	at Fresno State*	L, 4-1
2/9	at Fresno State*	L, 4-2
2/9	at Fresno State*	L, 2-0
2/12	at San Francisco State	W, 8-7
2/13	California	W, 4-3
2/23	Stanford	L, 5-4
2/23	Stanford	L, 2-1
2/24	at Stanford	L, 9-3
2/26	UC Davis	L, 7-2
2/29	Pacific*	W, 1-0
3/1	at Pacific*	L, 5-1



3/1 at Pacific*	W, 5-3	2/20 Stanford	W, 15-4		
3/8 Nevada*	W, 4-3	2/21 Stanford	W, 7-3		
3/9 Nevada*	W, 1-0	2/21 Stanford	L, 4-2		
3/9 Nevada*	L, 10-4	2/24 San Francisco State	T, 8-8	1/29 California	L, 10-5
3/11 at Sacramento St.	W, 14-2	2/27 at Fresno State*	W, 11-1	1/30 at California	L, 6-0
3/12 Cal State Stanislaus	W, 4-2	2/28 at Fresno State*	L, 2-1	1/30 at California	L, 4-3
3/14 San Francisco*	W, 3-2	3/3 UC Davis	L, 6-5	2/2 UC Davis	L, 9-6
3/15 at San Francisco*	W, 6-0	3/6 at Saint Mary's*	L, 4-3	2/5 at San Francisco*	L, 6-5
3/15 at San Francisco*	W, 9-8	3/7 at Saint Mary's*	W, 7-3	2/6 San Francisco*	L, 4-3
3/17 at Saint Mary's*	L, 10-3	3/7 at Saint Mary's*	W, 9-0	2/6 San Francisco*	W, 6-5
3/18 Saint Mary's*	W, 5-2	3/10 Sacramento State	W, 7-4	2/12 at Stanford	L, 8-0
3/18 Saint Mary's*	L, 6-2	3/13 at San Francisco*	L, 10-9	2/14 at Stanford	L, 7-4
3/19 Portland	W, 5-2	3/14 at San Francisco*	W, 9-1	2/17 Cal State East Bay	L, 14-2
3/20 Oregon	L, 10-9	3/14 at San Francisco*	W, 6-0	2/19 at Fresno State*	L, 13-5
3/21 Fresno State*	L, 4-0	3/17 San Francisco State	W, 7-0	2/20 at Fresno State*	L, 6-3
3/22 Fresno State*	L, 12-7	3/27 at Nevada*	L, 13-4	2/20 at Fresno State*	L, 5-2
3/22 Fresno State*	L, 8-3	3/28 at Nevada*	L, 12-6	2/22 Stanford	L, 15-3
3/26 at Cal State East Bay	W, 8-0	3/28 at Nevada*	L, 4-1	2/24 at UC Davis	W, 6-5
3/28 Saint Mary's*	W, 4-2	3/29 Oregon State	W, 14-4	2/26 at Pacific*	L, 9-4
3/29 Saint Mary's*	W, 3-1	3/29 Oregon	W, 5-3	2/27 Pacific*	L, 9-4
3/29 Saint Mary's*	W, 3-0	3/30 UC Riverside	L, 7-5	2/27 Pacific*	L, 5-2
4/1 Cal State East Bay	W, 8-0	3/31 UC Riverside	L, 4-3	3/5 Nevada*	W, 14-13
4/3 UNLV	L, 4-3	4/2 at Hawai'i	W, 4-2	3/6 Nevada*	L, 10-9(14)
4/4 Biola	W, 2-1	4/2 at Hawai'i	L, 6-0	3/6 Nevada*	W, 5-1
4/15 at UC Davis	L, 5-4	4/3 at Hawai'i	L, 5-1	3/9 at Cal State East Bay	L, 13-7
4/18 at Pacific*	W, 6-5	4/3 at Hawai'i	L, 6-5	3/12 at Santa Clara*	W, 7-3
4/19 Pacific*	L, 2-1	4/4 at Hawai'i	L, 11-1	3/13 at Santa Clara*	L, 7-3
4/19 Pacific*	W, 4-1	4/7 Stanford	L, 16-5	3/13 at Santa Clara*	L, 8-6
4/23 at Stanford	W, 5-3	4/10 Fresno State*	W, 15-6	3/20 at Saint Mary's*	L, 8-4
4/25 Nevada*	W, 5-2	4/11 Fresno State*	L, 13-6	3/20 at Saint Mary's*	L, 3-2 (9)
4/26 Nevada*	W, 22-7	4/11 Fresno State*	L, 6-1	3/21 Portland State	W, 2-0
4/26 Nevada*	L, 4-2	4/14 at UC Davis	W, 12-6	3/21 Portland State	L, 6-2
4/29 at California	L, 11-6	4/17 Saint Mary's*	W, 7-0	3/22 Portland State	W, 12-11(10)
5/2 at San Francisco*	W, 10-8	4/18 at Saint Mary's*	L, 8-0	3/22 Portland State	W, 6-2
5/3 San Francisco*	W, 4-2	4/18 at Saint Mary's*	L, 5-1	3/27 Oregon State	W, 7-0 (7)
5/3 San Francisco*	W, 12-11	4/22 at Santa Clara*	L, 9-2	3/27 Oregon State	L, 9-2
5/9 Santa Clara*	L, 5-3	4/22 Cal State East Bay	W, 4-2	4/7 Pacific*	W, 4-3(11)
5/10 at Santa Clara*	W, 15-3	4/24 at San Francisco*	L, 14-6	4/8 at Pacific*	W, 8-2
5/10 at Santa Clara*	L, 13-5	4/25 San Francisco*	L, 10-6	4/8 at Pacific*	L, 5-4(9)
-NCBA game		4/25 San Francisco	W, 14-6	4/12 at Stanford	L, 2-0
		4/29 at Santa Clara*	W, 2-1	4/16 at Nevada*	L, 9-8(10)
		4/29 California	L, 14-7	4/17 at Nevada*	L, 6-5
		5/1 Santa Clara*	W, 2-1	4/17 at Nevada*	W, 16-12
		5/1 Santa Clara*	W, 11-10	4/20 Saint Mary's*	W, 6-5
		5/2 at Santa Clara*	L, 3-1	4/23 Santa Clara*	L, 12-9
		5/2 at Santa Clara*	W, 9-6	4/24 Santa Clara*	L, 9-5
		5/5 at Fresno State*	W, 7-5	4/24 Santa Clara*	L, 3-2
		5/8 Pacific*	L, 4-3	4/30 at Saint Mary's*	W, 8-2
		5/9 Pacific*	L, 13-12	5/1 Saint Mary's*	L, 8-2
		5/9 Pacific*	W, 4-2	5/1 Saint Mary's*	L, 10-3
		-NCBA game		5/3 Fresno State	L, 19-1

1982

(14-39, 9-27 NCBA)

1981

(28-29-1, 17-19 NCBA)



5/7 San Francisco* L, 15-8
 5/8 at San Francisco* L, 2-1
 5/8 at San Francisco* L, 2-1
 5/11 Fresno State* L, 13-1
 5/12 Fresno State* L, 6-5
 *-NCBA game

1983

(32-20, 15-12 NCBA)

2/10 at Cal State East Bay W, 12-3
 2/11 Stanford W, 3-2
 2/14 at Stanford L, 9-2
 2/14 at Stanford L, 15-11
 2/15 Cal State East Bay W, 8-0
 2/19 San Francisco L, 4-3
 2/19 San Francisco W, 10-9
 2/21 California W, 13-2
 2/21 California W, 2-1
 3/8 Saint Mary's W, 8-7
 3/9 at San Francisco W, 10-6
 3/11 at UC Santa Barbara L, 3-2
 3/11 at UC Santa Barbara W, 3-2 (8)
 3/12 at UC Santa Barbara W, 10-4
 3/12 at UC Santa Barbara L, 6-5
 3/19 Oregon State W, 5-4
 3/20 Oregon State W, 12-5
 3/21 Oregon State L, 7-3
 3/25 Pacific*# W, 11-7
 3/25 Pacific*# W, 8-5
 3/26 Pacific* W, 4-3
 3/26 Pacific* W, 4-3
 3/30 Pacific Lutheran W, 13-1
 4/1 Pacific Lutheran W, 7-0
 4/1 Stanford L, 9-2
 4/2 San Francisco State L, 8-7
 4/6 at Fresno State* L, 13-4
 4/6 at Fresno State* L, 7-4
 4/9 Fresno State* L, 13-0
 4/10 Fresno State* L, 8-0
 4/10 Fresno State* L, 5-1(8)
 4/13 San Francisco* W, 9-0
 4/13 San Francisco* L, 4-2
 4/16 at San Francisco* W, 10-5
 4/17 at San Francisco* W, 10-7
 4/17 at San Francisco* W, 8-6
 4/20 at Saint Mary's* L, 8-0
 4/20 at Saint Mary's* L, 8-7
 4/27 at Nevada* L, 13-2
 4/27 at Nevada* W, 18-1
 5/4 California W, 4-3
 5/7 at California W, 3-2

5/7 at California W, 6-3
 5/9 at Pacific* L, 5-2
 5/11 Santa Clara* W, 5-3
 5/11 Santa Clara* L, 5-2
 5/14 Santa Clara* W, 7-4
 5/15 at Santa Clara* W, 10-8
 5/15 at Santa Clara* L, 4-2
 5/18 at Saint Mary's W, 5-1
 5/22 Saint Mary's W, 4-1
 5/22 Saint Mary's W, 4-0
 *-NCBA game
 #-Played at Municipal stadium, but SJSU acted as away team.

1984

(28-35-1, 15-15 NCBA)

2/3 California L, 3-2
 2/4 at California L, 6-3
 2/4 at California L, 3-1
 2/7 UC Davis W, 2-1(10)
 2/11 at Stanford W, 6-3
 2/12 Stanford L, 11-5
 2/12 Stanford L, 2-3
 2/14 at California T, 9-9 (7)
 2/18 Cal Poly W, 4-2
 2/18 Cal Poly L, 8-0
 2/19 Cal Poly L, 9-8 (12)
 2/21 at UC Davis L, 12-5
 2/25 at San Francisco W, 12-4
 2/25 at San Francisco W, 7-4
 2/28 Cal State East Bay L, 4-3
 3/1 at Cal State Long Beach L, 6-3
 3/2 at Southern California L, 6-2
 3/2 at Southern California L, 8-7 (11)
 3/3 at Cal State Northridge L, 3-0
 3/6 at Cal State East Bay W, 9-4
 3/7 Sonoma State W, 4-1
 3/17 Washington W, 3-0 (7)
 3/17 Washington W, 5-4
 3/18 Western Oregon W, 6-0
 3/18 Western Oregon W, 4-1
 3/20 San Francisco State W, 7-5
 3/20 San Francisco State W, 7-0
 3/24 San Francisco* W, 9-3
 3/25 San Francisco* W, 7-3
 3/25 San Francisco* W, 7-6
 3/27 UCLA L, 13-6
 3/28 Saint Mary's* W, 9-8
 3/28 Saint Mary's* W, 2-1
 3/31 at Nevada* L, 28-8
 4/1 at Nevada* W, 23-6

4/1 at Nevada* L, 8-2
 4/3 at Stanford L, 10-7
 4/7 at Santa Clara* W, 13-1
 4/8 Santa Clara* W, 12-2
 4/8 Santa Clara* W, 6-5
 4/11 Pacific* W, 6-0
 4/11 Pacific* W, 5-4
 4/14 at Fresno State* L, 5-6 (10)
 4/15 at Fresno State* L, 10-1
 4/15 at Fresno State* L, 4-3 (8)
 4/16 So. Cal. College L, 9-3
 4/19 at San Francisco* L, 7-2
 4/19 at San Francisco* L, 9-7
 4/20 Saint Mary's* L, 10-7
 4/21 at Saint Mary's* W, 2-0
 4/21 at Saint Mary's* W, 7-5 (8)
 4/25 Nevada* L, 5-2
 4/25 Nevada* L, 12-5
 5/2 at Santa Clara* L, 7-5
 5/2 at Santa Clara* L, 7-6
 5/5 Pacific* W, 8-4
 5/6 at Pacific* W, 3-0
 5/6 at Pacific* L, 5-3
 5/9 Fresno State* L, 6-3
 5/9 Fresno State* L, 4-3
 5/11 at Hawai'i L, 17-2
 5/12 at Hawai'i L, 11-1
 5/12 at Hawai'i L, 10-9
 5/13 at Hawai'i L, 24-2
 *-NCBA game

1985

(24-34, 16-14 PCAA)

1/29 at California L, 8-6
 2/1 Cal Poly Slo W, 3-2
 2/5 Santa Clara W, 6-4
 2/6 California L, 5-1
 2/12 at Santa Clara W, 3-1
 2/15 Saint Mary's L, 5-0
 2/17 Nevada W, 3-0
 2/17 Nevada L, 0-2
 2/18 Nevada W, 7-2
 2/22 Stanford L, 0-4
 2/23 at Stanford L, 7-3
 2/23 at Stanford L, 12-6
 2/24 San Francisco L, 7-4
 2/26 Washington State W, 3-0
 2/27 Saint Mary's L, 13-7
 3/1 Pacific* W, 4-3 (10)
 3/2 Pacific* L, 9-4
 3/2 Pacific* W, 3-0



3/9 Fullerton State*	L, 14-3	2/11 at California	L, 6-1	1/23 Stanford	W, 2-1
3/9 Fullerton State*	W, 8-5	2/21 Saint Mary's	W, 8-2	1/26 at Stanford	L, 1-7
3/10 Fullerton State*	L, 8-1	2/22 Saint Mary's	W, 9-1	1/31 Nevada	L, 9-13
3/12 Santa Clara	L, 7-4	2/22 Saint Mary's	W, 4-3	1/31 Nevada	W, 1-0
3/15 UC Santa Barbara*	L, 3-2	2/23 at UC Davis	L, 5-3	2/1 at Sacramento State	W, 15-0
3/16 UC Santa Barbara*	W, 8-7	2/25 at Cal State Stanislaus	W, 16-5	2/1 at Sacramento State	L, 1-9
3/16 UC Santa Barbara*	W, 9-5	2/28 at USF	L, 7-0	2/4 at San Francisco	W, 14-3
3/20 at Hayward St.	L, 18-6	3/1 USF	L, 7-0	2/10 Cal State Stanislaus	W, 8-3
3/21 at San Francisco	L, 14-1	3/1 USF	W, 4-1	2/11 at Santa Clara	L, 0-2
3/23 UNLV*	W, 12-10 (12)	3/4 Stanford	L, 7-2	2/14 at UC Davis	W, 3-1 (10)
3/23 UNLV*	L, 13-0	3/17 KEIO+	W, 3-2 (13)	2/15 at San Francisco	W, 3-2
3/24 UNLV*	W, 8-4	3/18 San Francisco State	L, 13-10	2/16 UC Davis	W, 3-0
3/30 UC Irvine*	L, 8-4	3/19 Sonoma State	W, 7-3	2/16 UC Davis	W, 3-1
3/30 UC Irvine*	L, 7-4	3/22 Western Oregon	W, 4-1	2/20 San Francisco State	W, 6-5 (10)
3/31 UC Irvine*	W, 12-3	3/22 Western Oregon	L, 8-6	2/21 Cal Poly	W, 1-0 (14)
4/1 Azusa-Pacific	W, 6-1	3/23 Western Oregon	W, 13-3	2/21 Cal Poly	W, 5-4
4/1 Azusa-Pacific	L, 9-7	3/24 Oregon Tech	W, 32-0	2/24 Cal State East Bay	W, 4-2
4/2 Stanford	L, 8-5	3/25 Cal State Northridge	W, 7-4	3/3 Sacramento State	W, 1-0 (10)
4/3 at Sonoma State	L, 7-2	3/26 Cal State Stanislaus	W, 8-0	3/10 Saint Mary's	W, 9-1
4/10 Hayward	L, 4-3	3/27 at Fresno State*	W, 7-2	3/11 Santa Clara	L, 3-4
4/12 Fresno State*	L, 7-0	3/28 at Fresno State*	L, 11-3	3/13 at Nevada	L, 2-3
4/13 Fresno State*	L, 6-2	3/29 at Fresno State*	L, 6-1	3/14 at Nevada	L, 6-9
4/13 Fresno State*	L, 4-0	4/1 at Nevada	L, 23-7	3/15 vs. Sacramento State (at Reno, Nev.)	L, 8-9
4/16 Saint Mary's	L, 17-6	4/4 Pacific*	L, 3-2	3/17 San Francisco	W, 20-7
4/19 UC Santa Barbara*	W, 6-5	4/7 Pacific*	W, 9-4	3/22 Western Oregon	W, 7-0
4/20 UC Santa Barbara*	W, 4-1	4/7 Pacific*	L, 1-0 (12)	3/22 Western Oregon	W, 1-0
4/20 UC Santa Barbara*	L, 6-1	4/9 at Santa Clara	W, 13-8	3/22 Air Force	W, 6-0
4/23 at Santa Clara	L, 7-1	4/11 at UC Santa Barbara*	L, 11-1	3/23 at Stanford	L, 3-5
4/24 at UC Davis	L, 11-4	4/12 at UC Santa Barbara*	L, 8-2	3/24 at San Francisco State	L, 8-18
4/26 Long Beach State*	W, 11-6	4/13 at UC Santa Barbara*	W, 21-5	3/25 Oregon Tech	W, 16-0
4/27 Long Beach State*	W, 10-2	4/18 at Long Beach State*	W, 7-1	3/27 *UNLV	W, 5-4
4/27 Long Beach State*	W, 5-2	4/19 at Long Beach State*	L, 15-14	3/28 *UNLV	L, 5-6
5/2 UC Davis	W, 6-5	4/20 at Long Beach State*	L, 18-4	3/29 *UNLV	L, 5-7
5/3 at Fresno State*	L, 9-2	4/22 at Santa Clara	L, 20-6	3/31 at Cal State East Bay	L, 16-17
5/4 at Fresno State*	L, 9-1	4/25 Fullerton State*	L, 7-1	4/3 *Fresno State	W, 6-5
5/4 at Fresno State*	W, 5-0	4/26 Fullerton State*	L, 10-3	4/4 *Fresno State	L, 4-9
5/7 at San Francisco State	L, 7-6	4/27 Fullerton State*	L, 12-5	4/5 *Fresno State	W, 10-3
5/10 Pacific*	W, 6-3	4/28 California	L, 10-1	4/7 at Cal State Stanislaus	W, 6-2
5/11 Pacific*	L, 4-2	4/29 at San Francisco State	W, 7-5	4/8 at Santa Clara	L, 2-4
5/11 Pacific*	W, 5-2	5/2 UC Irvine*	L, 4-2	4/10 *at Pacific	L, 0-4
-PCAA game		5/4 UC Irvine	W, 7-6	4/11 *at Pacific	L, 1-12
		5/4 UC Irvine*	L, 9-7	4/12 *at Pacific	W, 4-1
		5/6 Santa Clara	L, 6-1	4/14 at Sonoma State	L, 2-3
		5/7 Santa Clara	W, 11-2	4/16 *UC Santa Barbara	L, 4-6
		5/9 at UNLV*	W, 14-12 (10)	4/17 *UC Santa Barbara	W, 7-6 (10)
		5/10 at UNLV*	W, 13-8	4/18 *UC Santa Barbara	W, 3-2
		5/11 at UNLV*	L, 21-37	4/21 Stanford	L, 5-7
		*-PCAA game		4/24 *Long Beach State	W, 4-2
				4/25 *Long Beach State	L, 1-3
				4/26 *Long Beach State	W, 5-1
				4/28 UC Santa Cruz	W, 15-1

1986

(21-33, 7-14 PCAA)

1/24 Stanford	L, 10-6
1/25 at Stanford	L, 8-6 (13)
2/1 at Stanford	L, 5-0
2/5 at Stanford	L, 8-4
2/6 UC Davis	L, 8-6
2/7 Nevada	L, 7-3
2/8 Nevada	L, 7-3
2/8 Nevada	L, 6-5

1987

(31-28, 8-13 PCAA)



4/28 UC Santa Cruz	W, 9-0	4/2 *at UNLV	L, 2-3	3/18 Western Oregon State	W, 8-3
5/1 *at Cal State Fullerton	L, 2-6	4/4 Cal Poly	W, 3-0	3/19 Western Oregon State	W, 9-8
5/2 *at Cal State Fullerton	L, 3-13	4/5 Cal State East Bay	W, 10-4	3/21 Washington	W, 3-1
5/3 *at Cal State Fullerton	L, 5-6	4/8 *at Fresno State	L, 3-17	3/22 Washington	W, 7-2
5/5 Santa Clara	L, 3-4	4/9 *at Fresno State	L, 1-10	3/24 at Nevada	L, 10-11
5/8 *at UC Irvine	L, 0-10	4/10 *at Fresno State	L, 1-7	3/28 Santa Clara	L, 0-14
5/9 *at UC Irvine	L, 1-8	4/12 Santa Clara	L, 5-7	3/31 *at UC Irvine	W, 7-1
5/10 *at UC Irvine	L, 1-5	4/13 at California	L, 0-7	4/1 *at UC Irvine	W, 4-2
* - PCAA game					

1988
(31-30, 9-11 PCAA)

1/29 Nevada	W, 9-8
1/30 Nevada	L, 2-4
1/30 Nevada	L, 0-3
2/2 at Cal State East Bay	W, 4-0
2/5 at Hawai'i	L, 2-9
2/6 at Hawai'i	L, 1-6
2/7 at Hawai'i	L, 2-16
2/13 at Cal Poly	W, 3-1
2/13 at Cal Poly	L, 0-6
2/14 at Cal Poly	W, 9-6
2/16 California	L, 2-6
2/19 Cal State L.A.	W, 3-1
2/20 Cal State L.A.	W, 5-3
2/20 Cal State L.A.	W, 4-1
2/21 at UC Davis	W, 8-4
2/23 at Santa Clara	L, 2-4
2/26 at Saint Mary's	W, 7-1
2/27 Saint Mary's	W, 4-3
2/28 at Saint Mary's	L, 3-7
3/1 at Stanford	L, 9-10
3/4 at San Francisco	L, 1-8
3/5 San Francisco	L, 2-4
3/5 San Francisco	L, 6-8
3/11 at Nevada	L, 5-6
3/12 at Nevada	L, 4-5
3/12 at Nevada	W, 15-1
3/14 U.S. International	W, 4-0
3/15 U.S. International	W, 14-4
3/19 Western Oregon State	W, 14-7
3/19 Western Oregon State	W, 7-6
3/20 Western Oregon State	W, 6-5
3/23 Oregon Tech	W, 13-4
3/25 Warner Pacific	W, 6-4
3/26 *UC Irvine	W, 9-2
3/27 *UC Irvine	L, 9-10
3/28 *UC Irvine	W, 13-10
3/29 UC Davis	W, 8-5
3/31 *at UNLV	L, 6-8
4/1 *at UNLV	L, 0-4

4/2 *at UNLV	L, 2-3
4/4 Cal Poly	W, 3-0
4/5 Cal State East Bay	W, 10-4
4/8 *at Fresno State	L, 3-17
4/9 *at Fresno State	L, 1-10
4/10 *at Fresno State	L, 1-7
4/12 Santa Clara	L, 5-7
4/13 at California	L, 0-7
4/15 *Pacific	L, 9-11
4/16 *Pacific	W, 7-0
4/17 *Pacific	L, 1-2
4/22 *at UC Santa Barbara	W, 11-5
4/24 *at UC Santa Barbara	L, 2-9
4/24 *at UC Santa Barbara	W, 10-1
4/26 Stanford	L, 3-7
4/29 *at Long Beach State	L, 3-7
4/30 *at Long Beach State	W, 11-9
5/1 *at Long Beach State	W, 16-6
5/3 at San Francisco	L, 4-5
5/4 UC Santa Cruz	W, 13-1
5/8 *Cal State Fullerton	W, 5-4
5/8 *Cal State Fullerton	W, 11-2
* - PCAA game	

1989
(40-19, 11-10 Big West)

1/27 Nevada	W, 18-7
1/28 Nevada	W, 13-4
1/28 Nevada	W, 8-2
1/30 at Stanford	W, 14-8
1/31 Cal State East Bay	W, 6-5
2/5 Cal Poly	W, 9-7
2/5 Cal Poly	W, 4-1
2/7 at UC Davis	W, 4-1 (10)
2/10 Cal State L.A.	W, 2-1
2/11 Cal State L.A.	W, 7-2
2/11 Cal State L.A.	W, 3-2
2/14 California	W, 2-1
2/21 Stanford	W, 7-6 (10)
2/24 San Francisco	W, 7-1
2/25 at San Francisco	W, 5-4 (11)
2/28 at Santa Clara	L, 2-3
3/3 Saint Mary's	W, 9-1
3/5 Saint Mary's	W, 2-1
3/5 Saint Mary's	W, 3-1
3/7 Arizona State	L, 4-5 (10)
3/10 Kansas State	L, 3-4
3/11 Kansas State	W, 2-0
3/12 Sacramento State	W, 5-4 (10)
3/15 at Cal Poly	W, 7-5
3/17 Cornell	W, 2-0

3/18 Western Oregon State	W, 8-3
3/19 Western Oregon State	W, 9-8
3/21 Washington	W, 3-1
3/22 Washington	W, 7-2
3/24 at Nevada	L, 10-11
3/28 Santa Clara	L, 0-14
3/31 *at UC Irvine	W, 7-1
4/1 *at UC Irvine	W, 4-2
4/2 *at UC Irvine	L, 6-7
4/4 UC Davis	W, 9-2
4/7 *UNLV	L, 2-5
4/8 *UNLV	W, 12-8
4/9 *UNLV	W, 4-1
4/11 at Santa Clara	L, 4-6
4/14 *at Pacific	W, 9-6
4/15 *at Pacific	W, 4-0
4/16 *at Pacific	L, 4-5
4/18 San Francisco	W, 6-4
4/19 at Cal State East Bay	W, 9-2
4/21 *at Cal State Fullerton	W, 7-6
4/22 *at Cal State Fullerton	L, 6-8
4/23 *at Cal State Fullerton	L, 6-7
4/25 at California	L, 3-9
4/28 *Long Beach State	L, 2-7
4/29 *Long Beach State	L, 0-2
4/30 *Long Beach State	L, 3-6
5/2 Santa Clara	L, 3-6
5/5 *Fresno State	L, 7-8 (11)
5/6 *Fresno State	L, 1-4
5/7 *Fresno State	W, 4-2
5/9 at Sacramento State	L, 3-6
5/12 *UC Santa Barbara	W, 8-3
5/13 *UC Santa Barbara	W, 4-1
5/14 *UC Santa Barbara	W, 5-1
(SF) - Spartan Field	
* - Big West Conference game	

1990
(43-17, 9-12 Big West)

2/3 Cal Poly	W, 4-0
2/4 Cal Poly	W, 13-3
2/7 at Cal State East Bay	W, 16-1
2/9 Cal State L.A.	W, 5-2
2/10 Cal State L.A.	W, 12-1
2/13 at Stanford	L, 3-4
2/21 Santa Clara	W, 3-2
2/23 Utah	W, 11-5
2/24 Utah	W, 10-2
2/24 Utah	W, 5-1
2/25 Utah	W, 13-3
2/27 California	W, 7-1



3/3	Sacramento State	W, 8-4
3/3	Sacramento State	W, 4-3 (10)
3/6	at San Francisco	L, 8-9
3/9	George Washington	W, 8-3
3/10	George Washington	W, 7-1
3/13	at California	W, 10-1
3/14	at Saint Mary's	W, 6-4
3/16	Western Oregon State	W, 11-1
3/17	Western Oregon State	W, 15-5
3/17	Western Oregon State	W, 10-0
3/19	^Minnesota	W, 12-7
3/20	^Brigham Young	W, 3-2
3/21	^Oregon State	W, 3-2
3/22	^Washington	W, 8-4
3/23	^Ohio State	W, 9-3
3/24	^Oregon State	W, 6-3
3/25	Minnesota	W, 5-2
3/27	San Francisco	W, 5-4
3/30	*at UC Santa Barbara	W, 5-0
3/31	*at UC Santa Barbara	L, 11-17
4/1	*at UC Santa Barbara	W, 3-1
4/3	at Santa Clara	L, 8-18
4/6	*Long Beach State	W, 5-3
4/7	*Long Beach State	W, 6-1
4/8	*Long Beach State	L, 2-9
4/9	Stanford	L, 5-6
4/10	Saint Mary's	W, 11-5
4/13	*at UNLV	W, 3-2
4/14	*at UNLV	L, 1-2
4/14	*at UNLV	L, 3-4
4/17	Cal State East Bay	W, 8-2
4/20	*at Fresno State	L, 7-8 (10)
4/21	*at Fresno State	L, 3-5
4/22	*at Fresno State	L, 2-12
4/24	at Santa Clara	L, 2-3 (12)
4/25	at San Francisco	W, 12-7
4/27	*Pacific	W, 3-1 (11)
4/28	*Pacific	W, 20-5
4/29	*Pacific	L, 5-6 (10)
5/1	UC Davis	W, 9-6
5/2	at Cal State East Bay	W, 12-4
5/4	*at UC Irvine	W, 7-1
5/5	*at UC Irvine	L, 5-6
5/6	*at UC Irvine	L, 4-8
5/8	Santa Clara	W, 5-3
5/11	*Cal State Fullerton	L, 3-10
5/12	*Cal State Fullerton	L, 5-11
5/13	*Cal State Fullerton	W, 11-5

* - Big West Conference game
^ - Spartan Classic

1991
(25-30, 7-14 Big West)

2/2	San Francisco	L, 4-7
2/6	Cal State East Bay	W, 9-5
2/8	Cal State L.A.	W, 6-0
2/9	Cal State L.A.	L, 4-6
2/10	at San Francisco	W, 4-0
2/12	at California	L, 7-8
2/15	at San Diego State	W, 6-3
2/16	at San Diego State	L, 3-4
2/17	at San Diego State	L, 7-9
2/18	at San Diego	L, 6-7
2/22	Cal State Northridge	L, 4-11
2/23	Cal State Northridge	L, 7-10
2/24	Cal State Northridge	W, 3-2
2/26	at UC Davis	L, 6-9
3/6	at Stanford	W, 7-4
3/7	U.S. International	W, 5-4
3/8	U.S. International	W, 1-0
3/11	^Colorado State	W, 12-1
3/14	^Oklahoma	W, 8-1
3/14	^Santa Clara	L, 0-3
3/15	^Indiana	L, 2-10
3/16	^Gonzaga	L, 3-4
3/22	Western Oregon State	W, 9-0
3/22	Western Oregon State	W, 5-1
3/23	Western Oregon State	W, 12-4
3/28	*UC Santa Barbara	W, 4-3
3/29	*UC Santa Barbara	L, 4-7
3/30	*UC Santa Barbara	W, 6-1
4/2	UC Davis	W, 4-0
4/2	UC Davis	L, 4-7
4/5	*at Long Beach State	L, 0-17
4/6	*at Long Beach State	W, 2-1
4/7	*at Long Beach State	L, 1-3
4/9	at Santa Clara	L, 7-8 (10)
4/10	California	L, 5-15
4/12	*UNLV	L, 1-2
4/13	*UNLV	L, 5-7
4/14	*UNLV	L, 4-5
4/16	at Cal State East Bay	W, 10-6
4/19	*Fresno State	L, 0-4
4/20	*Fresno State	W, 1-0
4/21	*Fresno State	L, 1-9
4/24	Saint Mary's	W, 9-2
4/26	*at Pacific	L, 4-5 (14)
4/27	*at Pacific	W, 4-3
4/28	*at Pacific	L, 4-5 (13)
4/30	San Francisco	L, 9-10
5/3	*UC Irvine	L, 1-2
5/4	*UC Irvine	L, 2-3

5/5	*UC Irvine	W, 5-1
5/7	Santa Clara	W, 2-0
5/8	at San Francisco	W, 16-8
5/10	*at Cal State Fullerton	L, 1-2
5/11	*at Cal State Fullerton	W, 4-3 (12)
5/12	*at Cal State Fullerton	L, 2-7

* - Big West Conference game
^ - Spartan Classic

1992
(32-21-1, 12-12 Big West)

2/4	Saint Mary's	W, 12-4
2/8	at San Francisco	W, 8-5
2/9	San Francisco	W, 6-1
2/11	at Cal State East Bay	L, 1-2 (8)
2/18	at Stanford	W, 7-6
2/21	at Cal State Northridge	L, 4-5
2/22	at Cal State Northridge	L, 6-9
2/23	at Cal State Northridge	L, 0-6
2/25	at California	W, 8-2
2/28	Washington State	W, 7-2
2/29	Washington State	L, 0-1 (13)
2/29	Washington State	W, 4-0
3/3	Santa Clara	W, 8-1
3/7	*Pacific	W, 4-0
3/7	*Pacific	W, 8-2
3/8	*Pacific	W, 6-3
3/10	at San Francisco	W, 6-2
3/12	*at UNLV	L, 1-9
3/13	*at UNLV	W, 8-1
3/14	*at UNLV	L, 1-2
3/16	^Princeton	W, 4-3
3/17	^Iona	W, 9-0
3/18	^Arizona	T, 2-2
3/19	^Portland State	W, 6-2
3/24	Cal State East Bay	W, 18-2
3/24	Cal State East Bay	W, 4-2
3/25	Eastern Oregon State	W, 7-1
3/27	*at UC Santa Barbara	W, 9-6
3/28	*at UC Santa Barbara	W, 9-6
3/29	*at UC Santa Barbara	W, 7-3
3/31	!at Saint Mary's	L, 1-8
4/3	*New Mexico State	W, 7-6
4/4	*New Mexico State	W, 14-0
4/5	*New Mexico State	W, 12-3
4/7	at Santa Clara	L, 9-15
4/10	*Long Beach State	L, 5-9
4/11	*Long Beach State	W, 6-2
4/12	*Long Beach State	L, 1-3
4/13	UC Davis	L, 6-7
4/14	at UC Davis	W, 6-4



4/16 *at Fresno State	L, 7-9 (10)	4/3 *at New Mexico State	W, 9-6	3/15 UC Davis	W, 6-2
4/17 *at Fresno State	L, 2-6	4/4 *at New Mexico State	L, 11-12	3/20 Southern Utah	W, 7-4
4/18 *at Fresno State	L, 3-4 (10)	4/6 UC Davis	W, 9-3	3/20 Southern Utah	W, 6-0
4/21 Stanford	L, 4-5	4/8 *at Long Beach State	L, 2-10	3/21 Southern Utah	W, 24-0
4/24 *at UC Irvine	L, 3-14	4/9 *at Long Beach State	L, 4-8	3/25 *Cal State Fullerton	L, 7-3
4/25 *at UC Irvine	L, 0-4	4/10 *at Long Beach State	L, 0-2	3/26 *Cal State Fullerton	L, 5-8
4/26 *at UC Irvine	L, 3-4	4/12 at Stanford	W, 11-3	3/27 *Cal State Fullerton	L, 3-6
4/29 California	L, 6-9	4/13 at Cal State East Bay	W, 8-1	3/29 Cal State East Bay	W, 7-6
5/2 Sacramento State	W, 4-1	4/16 *Nevada	W, 4-3	3/31 San Francisco	L, 9-8
5/3 at Sacramento State	W, 8-2	4/18 *Nevada	W, 1-0	4/2 at San Francisco	L, 10-13
5/5 San Francisco	W, 14-0	4/18 *Nevada	L, 4-5	4/5 at Stanford	W, 4-0
5/8 *Cal State Fullerton	L, 0-10	4/20 Stanford	L, 4-5	4/8 *at UC Santa Barbara	W, 3-1
5/9 *Cal State Fullerton	W, 8-2	4/23 *at Pacific	W, 10-5	4/9 *at UC Santa Barbara	L, 4-6
5/10 *Cal State Fullerton	L, 3-8	4/24 *at Pacific	W, 4-1	4/10 *at UC Santa Barbara	W, 9-1
* - Big West Conference game		4/25 *at Pacific	L, 6-8	4/12 at Santa Clara	L, 4-6
^ - Spartan Classic		4/26 UC San Diego	W, 14-4	4/15 *Long Beach State	W, 3-1
! - Game later forfeited to San Jose State.		4/27 Santa Clara	W, 6-5	4/16 *Long Beach State	L, 4-12
		5/3 Saint Mary's	L, 4-8	4/17 *Long Beach State	W, 3-2
		5/4 at San Francisco	W, 5-0	4/19 California	L, 1-2
		5/7 *at Cal State Fullerton	L, 1-12	4/22 *at UNLV	L, 7-2
		5/8 *at Cal State Fullerton	L, 1-7	4/23 *at UNLV	W, 18-7
		5/9 *at Cal State Fullerton	W, 5-3	4/24 *at UNLV	W, 14-11
		5/12 Saint Mary's	W, 6-2	4/30 *Pacific	W, 1-0
		* - Big West Conference game		4/30 *Pacific	L, 3-7
		^ - Spartan Classic		5/1 *Pacific	L, 0-10
				5/3 Stanford	W, 2-1
				5/7 *at Nevada	W, 5-2
				5/7 *at Nevada	L, 5-6
				5/8 *at Nevada	L, 6-10
				5/13 *New Mexico State	L, 1-3
				5/14 *New Mexico State™	L, 2-4
				5/15 *New Mexico State	W, 6-0
				* - Big West Conference game	
				^ - Spartan Classic	

1993					
(34-19, 11-10 Big West)					
2/5 San Francisco	W, 7-1	2/4 Cal State L.A.	W, 10-5	5/1 *Pacific	L, 0-10
2/6 at San Francisco	W, 8-5	2/5 Cal State L.A.	L, 1-3	5/3 Stanford	W, 2-1
2/7 San Francisco	L, 3-5	2/6 Cal State L.A.	W, 11-0	5/7 *at Nevada	W, 5-2
2/10 Cal State East Bay	W, 6-1	2/8 at Cal State East Bay	W, 9-1	5/8 *at Nevada	L, 6-10
2/12 San Diego State	W, 5-1	2/11 Saint Mary's	W, 7-2	5/13 *New Mexico State	L, 1-3
2/13 San Diego State	L, 1-2	2/12 at Saint Mary's	W, 7-3	5/14 *New Mexico State™	L, 2-4
2/14 San Diego State	L, 2-7	2/13 Saint Mary's	L, 3-4	5/15 *New Mexico State	W, 6-0
2/16 Sonoma State	W, 10-8	2/15 Santa Clara	L, 4-7	* - Big West Conference game	
2/28 at Saint Mary's	W, 7-2	2/19 Washington State	L, 7-10	^ - Spartan Classic	
3/2 at Santa Clara	L, 0-1	2/22 San Francisco	L, 0-4		
3/3 Valparaiso	W, 19-1	2/25 at San Diego State	L, 4-5		
3/5 Southern Utah	W, 11-2	2/26 at San Diego State	L, 8-12		
3/6 Southern Utah	L, 7-15	2/27 at San Diego State	L, 3-6		
3/6 Southern Utah	W, 2-1	3/2 at California	W, 15-5		
3/7 Southern Utah	W, 17-0	3/5 Maine	W, 7-3		
3/9 California	W, 5-4	3/6 Maine	W, 8-3		
3/12 *UNLV	L, 6-12	3/6 Maine	L, 2-3		
3/13 *UNLV	W, 8-1	3/8 at San Francisco	W, 7-2		
3/14 *UNLV	W, 5-4	3/9 Portland	W, 4-0		
3/19 ^Oregon State	L, 1-5	3/11 ^Portland	L, 1-4		
3/20 ^Utah	L, 0-5	3/12 ^Maine	W, 13-3		
3/20 ^Sacramento State	W, 14-7	3/12 ^Oregon State	W, 6-5		
3/21 ^Sacramento State	W, 17-9	3/13 ^Portland	W, 9-3		
3/22 Central Washington	W, 14-6				
3/24 Lewis & Clark	W, 6-1				
3/26 *UC Santa Barbara	W, 15-3				
3/27 *UC Santa Barbara	W, 5-0				
3/28 *UC Santa Barbara	W, 7-6				
3/31 at Saint Mary's	W, 12-8				
4/2 *at New Mexico State	L, 5-8				

1994					
(29-26, 9-12 Big West)					
1/31 at Hawai'i-Hilo	W, 6-4				
1/31 at Hawai'i-Hilo	L, 5-9				
2/1 at Hawai'i-Hilo	W, 6-3				
2/3 at Hawai'i	L, 1-3				
2/4 at Hawai'i	L, 0-5				
2/5 at Hawai'i	L, 1-5				
2/10 Cal Poly	L, 2-5				
2/11 Cal Poly	W, 5-1				
2/12 Cal Poly	W, 9-4				
2/14 at Fresno State	L, 0-2				
2/17 San Diego State	L, 5-10				
2/18 San Diego State	L, 2-8				
2/19 San Diego State	L, 2-7				
2/22 Santa Clara	W, 6-3				

1995					
(21-33-1, 5-16 Big West)					
1/31 at Hawai'i-Hilo	W, 6-4				
1/31 at Hawai'i-Hilo	L, 5-9				
2/1 at Hawai'i-Hilo	W, 6-3				
2/3 at Hawai'i	L, 1-3				
2/4 at Hawai'i	L, 0-5				
2/5 at Hawai'i	L, 1-5				
2/10 Cal Poly	L, 2-5				
2/11 Cal Poly	W, 5-1				
2/12 Cal Poly	W, 9-4				
2/14 at Fresno State	L, 0-2				
2/17 San Diego State	L, 5-10				
2/18 San Diego State	L, 2-8				
2/19 San Diego State	L, 2-7				
2/22 Santa Clara	W, 6-3				



2/24	Cal State East Bay	W, 11-3
2/25	Cal State L.A.	W, 3-2
2/26	Cal State L.A.	L, 4-11
3/1	San Francisco	L, 6-7
3/4	Sacramento State	W, 13-10
3/5	at Sacramento State	L, 2-7
3/5	at Sacramento State	L, 0-7
3/7	Fresno State	W, 3-2
3/14	UC Davis	W, 2-1
3/17	^Oregon State	T, 6-6
3/18	^Santa Clara	W, 3-0
3/18	^Arkansas	L, 8-12
3/19	^Arkansas	L, 4-7
3/24	*at Cal State Fullerton	L, 1-11
3/25	*at Cal State Fullerton	L, 1-17
3/26	*at Cal State Fullerton	W, 6-3
3/31	*at Pacific	L, 1-11
4/1	*at Pacific	W, 2-1
4/2	*at Pacific	L, 4-5
4/4	at Stanford	W, 9-4
4/7	*UC Santa Barbara	L, 1-9
4/8	*UC Santa Barbara	L, 2-10
4/9	*UC Santa Barbara	L, 2-6
4/11	at Saint Mary's	W, 9-4
4/13	*at Long Beach State	L, 1-9
4/14	*at Long Beach State	L, 2-10
4/15	*at Long Beach State	W, 6-3
4/18	at Santa Clara	L, 4-11
4/19	Hawai'i-Hilo	W, 12-1
4/21	*UNLV	L, 8-9
4/22	*UNLV	L, 1-5
4/23	*UNLV	L, 9-11
4/25	Stanford	W, 6-3
4/26	Cal State East Bay	W, 4-0
4/28	*at New Mexico State	L, 10-25
4/29	*at New Mexico State	L, 5-7
4/30	*at New Mexico State	L, 11-12
5/3	at San Francisco	L, 9-11
5/5	*Nevada	W, 9-6
5/6	*Nevada	W, 9-8
5/7	*Nevada	L, 3-15

* - Big West Conference game
^ - Spartan Classic

1996
(28-28, 7-14 Big West)

2/3	Cal State L.A.	W, 4-2
2/5	Cal State L.A.	L, 3-8
2/6	at California	W, 7-4
2/9	at San Diego State	W, 3-2
2/10	at San Diego State	L, 1-2

2/11	at San Diego State	L, 3-22
2/12	at San Diego	L, 6-9
2/14	at Saint Mary's	W, 10-1
2/16	Cal Poly	W, 7-2
2/17	Cal Poly	L, 0-4
2/18	Cal Poly	W, 9-4
2/23	at Sacramento State	L, 9-11
2/24	at Sacramento State	W, 9-2
2/25	Sacramento State	W, 3-2
2/28	Santa Clara	L, 3-4
3/2	Oregon State	L, 5-8
3/2	Oregon State	L, 3-10
3/5	Fresno State	W, 15-14
3/8	^Penn State	W, 8-1
3/9	^Santa Clara	L, 3-4
3/9	^Portland	L, 5-6
3/10	^Penn State	W, 9-3
3/15	Southern Utah	W, 1-0
3/16	Southern Utah	W, 6-4
3/16	Southern Utah	W, 13-3
3/17	Southern Utah	W, 9-0
3/18	Cornell	W, 9-7
3/19	at Fresno State	L, 10-11
3/22	*at UNLV	L, 8-24
3/23	*at UNLV	L, 10-11
3/24	*at UNLV	L, 3-4
3/26	San Francisco	W, 8-0
3/27	Cal State East Bay	W, 18-4
3/29	*New Mexico State	W, 9-3
3/30	*New Mexico State	W, 3-2
3/31	*New Mexico State	L, 5-6
4/4	*at Nevada	W, 8-7
4/5	*at Nevada	L, 7-9
4/6	*at Nevada	W, 6-5
4/9	Stanford	W, 8-6
4/13	*Pacific	L, 3-4
4/14	*Pacific	L, 8-15
4/15	*Pacific	L, 4-9
4/16	at Santa Clara	L, 3-5
4/20	*at Cal State Fullerton	L, 1-3
4/20	*at Cal State Fullerton	W, 6-4
4/21	*at Cal State Fullerton	W, 3-2
4/23	at Stanford	L, 0-11
4/26	*at UC Santa Barbara	L, 5-6
4/27	*at UC Santa Barbara	L, 7-18
4/28	*at UC Santa Barbara	L, 11-18
5/1	at Cal State East Bay	W, 16-3
5/3	*Long Beach State	L, 1-15
5/4	*Long Beach State	W, 4-2
5/5	*Long Beach State	L, 2-6
5/7	Saint Mary's	W, 8-3

* - Big West Conference game
^ - Spartan Classic

1997
(38-21, 20-10 WAC)

WAC West Division Champions

2/1	Pacific	W, 10-5
2/2	at Pacific	W, 5-3
2/3	at Cal State L.A.	W, 4-3
2/4	Cal State East Bay	W, 11-2
2/7	Portland State	W, 5-1
2/8	Portland State	W, 8-5
2/9	Portland State	W, 5-1
2/11	at San Francisco	W, 13-1
2/14	at Cal Poly	L, 2-5
2/15	at Cal Poly	L, 4-5
2/16	at Cal Poly	W, 8-6
2/18	at Cal State East Bay	W, 10-2
2/19	at Santa Clara	L, 2-4
2/21	*Fresno State	L, 3-8
2/22	*Fresno State	W, 4-1
2/23	*Fresno State	W, 4-3
2/25	at Saint Mary's	L, 4-6
2/28	*Hawai'i	W, 12-9
3/1	*Hawai'i	W, 7-6
3/1	*Hawai'i	W, 11-1
3/6	San Francisco State	W, 19-3
3/7	San Francisco	W, 16-4
3/8	^Santa Clara	W, 5-4
3/8	^Lewis-Clark State	L, 2-3
3/9	^Lewis-Clark State	L, 1-3
3/11	Nevada	L, 10-12
3/14	*Air Force	W, 12-1
3/15	*Air Force	W, 15-3
3/16	*Air Force	W, 16-0
3/18	San Francisco	W, 6-1
3/21	*at San Diego State	L, 3-5
3/22	*at San Diego State	W, 7-4
3/23	*at San Diego State	W, 9-8
3/25	at Nevada	L, 13-14
3/27	*at Rice	L, 0-8
3/28	*at Rice	L, 3-4
3/29	*at Rice	W, 15-8
4/4	*TCU	W, 8-7
4/5	*TCU	W, 5-3
4/6	*TCU	W, 14-9
4/9	UC Davis	W, 18-5
4/11	*at Fresno State	L, 0-1
4/12	*at Fresno State	W, 2-0
4/13	*at Fresno State	L, 1-10
4/15	at Stanford	L, 6-12



4/18 *at Hawai'i	L, 1-5	3/28 *Brigham Young	W, 11-3	3/14 *Hawai'i	W, 3-2
4/19 *at Hawai'i	W, 9-3	4/3 *at Fresno State	L, 2-6	3/16 Pacific	L, 2-3
4/20 *at Hawai'i	L, 2-7	4/4 *at Fresno State	L, 5-6	3/19 *at Brigham Young	L, 9-14
4/22 California	W, 18-8	4/5 *at Fresno State	W, 11-1	3/20 *at Brigham Young	L, 5-8
4/25 *San Diego State	W, 9-4	4/9 *at Utah	L, 4-6	3/20 *at Brigham Young	W, 4-3
4/26 *San Diego State	L, 5-7	4/10 *at Utah	W, 8-2	3/23 San Francisco State	L, 2-3
4/27 *San Diego State	L, 2-6	4/11 *at Utah	L, 5-11	4/1 *Rice	L, 0-11
4/30 Saint Mary's	W, 7-1	4/14 Santa Clara	W, 5-2	4/2 *Rice	L, 2-5
5/2 *at Grand Canyon	W, 20-5	4/17 *UNLV	W, 8-3	4/3 *Rice	L, 4-14
5/3 *at Grand Canyon	W, 14-5	4/18 *UNLV	L, 2-11	4/9 *at UNLV	L, 2-5
5/4 *at Grand Canyon	W, 12-11	4/19 *UNLV	W, 14-13	4/10 *at UNLV	W, 6-0
5/6 #2 Stanford	W, 14-5	4/24 *at San Diego State	L, 9-13	4/11 *at UNLV	L, 8-9
5/14 !at San Diego State	L, 4-9	4/25 *at San Diego State	L, 4-20	4/13 Santa Clara	W, 2-0
5/15 !vs. Brigham Young	L, 3-4	4/26 *at San Diego State	L, 9-16	4/16 *at Fresno State	L, 3-10
* - WAC game		4/28 Saint Mary's	W, 2-0	4/17 *at Fresno State	L, 5-11
^ - Spartan Classic		4/29 Cal State Stanislaus	W, 14-5	4/18 *at Fresno State	L, 8-9
! - WAC Tournament in San Diego, Calif.		5/1 *Fresno State	L, 4-6	4/20 at Santa Clara	L, 2-3

1998
(31-23, 13-17 WAC)

1/27 San Francisco State	W, 5-1
1/30 at Pacific	W, 19-5
2/9 at Santa Clara	L, 2-11
2/11 Santa Clara	L, 4-5
2/13 Cal Poly	L, 1-2 (7)
2/13 Cal Poly	W, 8-0
2/15 Cal Poly	W, 7-4
2/17 Cal State East Bay	L, 6-8
2/18 UC Davis	W, 13-1
2/20 Sacramento State	W, 6-2
2/20 Sacramento State	12-8
2/22 at Sacramento State	L, 6-10
2/24 at Cal State East Bay	W, 12-1
2/27 * #19 Hawai'i	W, 7-2
2/28 * #19 Hawai'i	W, 23-8
3/1 * #19 Hawai'i	L, 4-11
3/3 at Santa Clara	W, 12-7
3/4 San Francisco State	W, 14-2
3/7 Purdue	W, 3-1 (7)
3/7 Purdue	W, 7-3
3/8 Purdue	W, 7-6
3/10 San Francisco	W, 8-3
3/11 #1 Stanford	L, 5-6 (10)
3/13 *at New Mexico	L, 3-8
3/14 *at New Mexico	L, 5-6
3/20 *San Diego State	W, 10-7
3/21 *San Diego State	L, 3-11
3/22 *San Diego State	L, 3-4
3/25 Saint Mary's	W, 10-5
3/27 *Brigham Young	W, 14-3 (7)
3/28 *Brigham Young	W, 10-4

1999
(30-26-1, 16-11 WAC)

2/1 Southern Utah	W, 7-2
2/2 Southern Utah	W, 16-2
2/5 at Pacific	L, 2-3
2/6 Pacific	L, 2-5
2/12 at Cal Poly	L, 2-8
2/13 at Cal Poly	W, 6-4 (10)
2/14 at Cal Poly	W, 3-1
2/16 Cal State East Bay	W, 12-0
2/17 San Francisco	T, 10-10
2/19 at Sacramento State	L, 1-11
2/20 at Sacramento State	L, 3-4
2/21 Sacramento State	W, 4-1
3/23 at Saint Mary's	W, 10-9
2/26 Washington State	L, 0-2
2/27 Washington State	L, 3-6
2/28 Washington State	L, 0-1
3/1 Oregon State	L, 2-3
3/2 Cal State East Bay	W, 15-2
3/5 *New Mexico	W, 4-2
3/6 *New Mexico	W, 3-0
3/7 *New Mexico	W, 15-1
3/9 San Francisco	W, 8-4
3/12 *Hawai'i	W, 9-3
3/13 *Hawai'i	W, 9-7

3/14 *Hawai'i	W, 3-2
3/16 Pacific	L, 2-3
3/19 *at Brigham Young	L, 9-14
3/20 *at Brigham Young	L, 5-8
3/20 *at Brigham Young	W, 4-3
3/23 San Francisco State	L, 2-3
4/1 *Rice	L, 0-11
4/2 *Rice	L, 2-5
4/3 *Rice	L, 4-14
4/9 *at UNLV	L, 2-5
4/10 *at UNLV	W, 6-0
4/11 *at UNLV	L, 8-9
4/13 Santa Clara	W, 2-0
4/16 *at Fresno State	L, 3-10
4/17 *at Fresno State	L, 5-11
4/18 *at Fresno State	L, 8-9
4/20 at Santa Clara	L, 2-3
4/23 *Utah	W, 12-6
4/24 *Utah	W, 4-3
4/25 *Utah	W, 8-2
4/27 at Stanford	L, 3-8
5/4 Saint Mary's	W, 8-1
5/5 Cal State East Bay	W, 11-1
5/7 *at TCU	L, 1-14
5/8 *at TCU	W, 9-6
5/9 *at TCU	W, 12-6
5/13 *San Diego State	W, 7-6
5/14 *San Diego State	W, 8-3
5/15 *San Diego State	W, 8-5
5/19 !vs. UNLV	W, 8-7
5/20 !vs. TCU	W, 14-3
5/21 !vs. Rice	L, 2-4
5/21 !vs. TCU	L, 6-10
* - WAC game	
! - WAC Tournament in Fresno, Calif.	

2000
(41-24, 19-11 WAC)
WAC Co-Champions
Waco Regional Champions
Houston Super Regional Champions
College World Series

2/1 at Santa Clara	W, 4-1
2/4 at UC Santa Barbara	L, 3-4
2/5 at UC Santa Barbara	L, 6-7 (10)
2/6 at UC Santa Barbara	W, 7-4
2/8 Santa Clara	W, 10-9
2/12 Cal Poly	W, 6-2
2/18 Sacramento State	W, 13-2
2/19 Sacramento State	W, 7-3
2/20 at Sacramento State	W, 4-3



3/16 *Louisiana Tech	W, 11-3	2/14 UC Santa Barbara	W, 8-3	5/24 *Hawai'i	L, 6-7
3/16 *Louisiana Tech	W, 5-4 (10)	2/15 UC Santa Barbara	W, 6-3	5/25 *Hawai'i	W, 8-5
3/22 *at Hawai'i	L, 1-5	2/16 UC Santa Barbara	L, 11-12	* - WAC game	
3/23 *at Hawai'i	W, 11-7	2/18 San Francisco	L, 1-2		
3/24 *at Hawai'i	W, 10-2	2/21 Washington State	W, 4-0		
3/25 vs. UC Riverside	W, 12-4	2/22 Washington State	L, 9-11		
3/26 vs. Hawai'i-Pacific	W, 2-0	2/23 Washington State	W, 12-0		
3/27 vs. Hawai'i-Hilo	W, 6-5	2/28 Loyola Marymount	L, 7-9		
3/28 at Hawai'i	W, 12-0	3/1 Loyola Marymount	L, 6-7		
3/29 vs. Birmingham-Southern	W, 12-0 (7)	3/2 Loyola Marymount	L, 7-8		
3/30 vs. Lewis-Clark State	W, 4-3 (11)	3/7 Santa Clara	W, 8-0		
4/5 *Rice	L, 4-8	3/8 Santa Clara	W, 6-4 (10)		
4/6 *Rice	L, 2-8	3/9 Santa Clara	W, 5-4		
4/7 *Rice	W, 2-1	3/11 at Saint Mary's	W, 8-3		
4/9 at Stanford	L, 4-5	3/15 *Nevada	L, 1-5		
4/12 *Fresno State	W, 6-5 (10)	3/15 *Nevada	W, 4-3 (11)		
4/13 *Fresno State	W, 6-4	3/16 *Nevada	W, 4-2		
4/14 *Fresno State	W, 7-5	3/17 Minnesota	W, 3-2		
4/16 at Santa Clara	W, 5-1	3/18 San Francisco	L, 5-8 (10)		
4/19 *at Louisiana Tech	W, 13-7	3/21 *at Louisiana Tech	L, 2-3		
4/20 *at Louisiana Tech	W, 8-5	3/22 *at Louisiana Tech	L, 5-7		
4/21 *at Louisiana Tech	W, 5-0	3/23 *at Louisiana Tech	L, 1-10		
4/26 *at Nevada	L, 2-8	3/25 at Grambling	W, 12-4		
4/27 *at Nevada	W, 11-8 (11)	3/26 at Centenary	W, 2-1		
4/28 *at Nevada	W, 14-6	3/28 *at #1 Rice	L, 2-12		
5/1 Stanford	W, 12-0	3/29 *at #1 Rice	L, 1-21		
5/3 *Hawai'i	W, 8-1	3/30 *at #1 Rice	L, 1-8		
5/4 *Hawai'i	W, 13-4	4/4 *Fresno State	L, 3-9		
5/5 *Hawai'i	W, 4-3	4/5 *Fresno State	W, 4-3		
5/7 at Sacramento State	W, 13-7	4/6 *Fresno State	W, 3-0		
5/10 *at Rice	L, 6-7	4/8 California	W, 5-2		
5/11 *at Rice	W, 5-0	4/11 *Nevada	L, 2-15		
5/12 *at Rice	L, 2-3	4/12 *Nevada	L, 4-8		
5/14 California	W, 9-2	4/15 at #4-Stanford	L, 2-4		
5/23 *Nevada	W, 5-1	4/17 *Louisiana Tech	W, 7-0		
5/24 *Nevada	W, 8-6	4/18 *Louisiana Tech	W, 3-1		
5/25 *Nevada	W, 7-2	4/19 *Louisiana Tech	L, 1-5		
5/31 ^vs. Long Beach State	L, 3-6	4/25 *at Hawai'i	L, 2-3 (13)		
6/1 ^vs. Cal State Fullerton	L, 1-9	4/26 *at Hawai'i	L, 2-9		

2004
(23-31-1, 11-19 WAC)

* - WAC game					
! - Rainbow Easter Tournament in Honolulu, Hawaii					
^ - NCAA Regional in Stanford, Calif.					
2003					
(25-32, 10-19 WAC)					
Interim Head Coach: Doug Thurman					
2/7 at Cal Poly	W, 12-1	5/16 *#2-Rice	L, 6-12	4/27 Saint Mary's	L, 2-4
2/8 at Cal Poly	L, 4-5 (10)	5/16 *#2-Rice	L, 0-11	4/30 Sacramento State	W, 4-3
2/9 at Cal Poly	W, 12-9 (10)	5/16 *#2-Rice	W, 8-6	5/1 Sacramento State	L, 5-6
2/11 at California	L, 3-4	5/23 *Hawai'i	L, 4-5	5/2 Sacramento State	W, 9-8



5/4 at Stanford	L, 2-7	4/23 *Hawai'i (BF)	L, 6-17	3/23 *Louisiana Tech	W, 2-0
5/7 *at Fresno State	L, 1-10	4/24 *Hawai'i (BF)	L, 3-4 (11)	3/25 *Louisiana Tech	W, 6-2
5/8 *at Fresno State	L, 4-14	4/26 Cal State East Bay (BF)	W, 12-5	3/25 *Louisiana Tech	L, 2-8
5/9 *at Fresno State	W, 6-3	4/29 *at Louisiana Tech	W, 8-4 (12)	3/31 *at Hawai'i	W, 7-5 (12)
5/15 *at Louisiana Tech	L, 4-5	4/30 *at Louisiana Tech	L, 6-7	4/1 *at Hawai'i	L, 5-6 (13)
5/16 *at Louisiana Tech	L, 1-9	5/1 *at Louisiana Tech	W, 10-8	4/2 *at Hawai'i	L, 3-7
5/17 *at Louisiana Tech	L, 5-7	5/4 San Francisco State (BF)	W, 13-4	4/4 at Hawai'i-Hilo	W, 9-1
5/28 *Hawai'i	W, 8-0	5/6 *at Fresno State	L, 4-10	4/5 at Hawai'i-Hilo	W, 4-2 (7)
5/29 *Hawai'i	W, 10-9	5/7 *at Fresno State	L, 4-5	4/5 at Hawai'i-Hilo	L, 3-4
5/30 *Hawai'i	W, 6-4	5/8 *at Fresno State	L, 6-7	4/8 Stanford (BF)	L, 3-13
* - WAC game		5/10 California	L, 3-5	4/13 *at Sacramento State	W, 6-1

2005

(28-28-1, 13-17 WAC)

2/4 at #38-Cal Poly	W, 15-2
2/5 at #38-Cal Poly	L, 7-8
2/6 at #38-Cal Poly	W, 13-6
2/8 at San Francisco	L, 3-12
2/11 UC Santa Barbara	L, 4-5 (12)
2/12 UC Santa Barbara (BF)	W, 6-1
2/13 UC Santa Barbara (BF)	L, 1-6
2/25 Brigham Young	W, 5-4 (10)
2/25 Brigham Young	L, 5-13
2/26 Brigham Young	T, 3-3
3/5 at Santa Clara	L, 4-9
3/6 Santa Clara	L, 7-9 (11)
3/7 Santa Clara	W, 6-4
3/8 Cal State East Bay (BF)	W, 4-3 (10)
3/11 Iona	W, 16-1
3/12 Iona (BF)	W, 13-4
3/12 Brown	W, 5-3
3/13 Iona	W, 11-0
3/15 San Francisco	L, 3-7
3/18 *#7-Rice	W, 10-8
3/20 *#7-Rice	W, 5-1
3/20 *#7-Rice	W, 4-1
3/24 *Louisiana Tech	L, 2-4
3/25 *Louisiana Tech	W, 1-0
3/26 *Louisiana Tech	W, 4-0
4/2 *at Hawai'i	W, 6-2
4/2 *at Hawai'i	L, 5-6
4/3 *at Hawai'i	L, 2-3
4/9 *Fresno State	L, 3-4
4/9 *Fresno State	W, 3-1
4/10 *Fresno State	W, 6-5 (10)
4/12 Saint Mary's	W, 8-5
4/15 *at Nevada	L, 8-10
4/16 *at Nevada	L, 2-9
4/17 *at Nevada	W, 13-5
4/19 at #26-Stanford	L, 2-8
4/22 *Hawai'i (BF)	L, 0-1

5/20 *Nevada	W, 10-1
5/21 *Nevada	L, 3-11
5/22 *Nevada	W, 7-6
5/27 *#11-Rice	L, 3-5
5/28 *#11-Rice	L, 2-4
5/29 *#11-Rice	L, 1-4
(BF) - Blethen Field	
* - WAC game	

2006

(33-26, 12-12 WAC)

2/3 Cal Poly (BF)	W, 6-0
2/4 Cal Poly (BF)	L, 2-3
2/5 Cal Poly (BF)	L, 6-9
2/10 at UC Santa Barbara	W, 6-2
2/11 at UC Santa Barbara	L, 5-8
2/12 at UC Santa Barbara	W, 10-4
2/14 at San Francisco	W, 6-5
2/16 Brigham Young	W, 4-1
2/17 Brigham Young	W, 4-3
2/18 Brigham Young	W, 4-3
2/21 at Saint Mary's	L, 2-5
2/24 Loyola Marymount	L, 2-3
2/25 Loyola Marymount (BF)	L, 7-15
2/26 Loyola Marymount	W, 6-1
3/3 at Santa Clara	L, 2-4
3/4 Santa Clara (BF)	W, 11-5
3/5 at Santa Clara	L, 0-6
3/8 Georgetown	W, 5-4
3/11 Miami (Ohio)	W, 5-4
3/11 Miami (Ohio)	W, 3-2 (11)
3/12 Miami (Ohio)	W, 9-3
3/13 Northern Illinois	L, 1-2
3/14 Portland	W, 5-4
3/15 Portland	W, 6-2
3/18 Bethany (Calif.) (BF)	W, 8-2
3/19 Fresno Pacific (BF)	W, 5-0

4/1 *at Hawai'i	L, 5-6 (13)
4/2 *at Hawai'i	L, 3-7
4/4 at Hawai'i-Hilo	W, 9-1
4/5 at Hawai'i-Hilo	W, 4-2 (7)
4/5 at Hawai'i-Hilo	L, 3-4
4/8 Stanford (BF)	L, 3-13
4/13 *at Sacramento State	W, 6-1
4/14 *at Sacramento State	L, 7-9
4/15 *at Sacramento State	W, 6-4
4/18 San Francisco	W, 7-0
4/21 *Fresno State	L, 3-5
4/22 *Fresno State	W, 7-5
4/23 *Fresno State	L, 0-4
4/25 Cal State Monterey Bay (BF)	W, 6-0
4/28 *at Nevada	W, 6-4
4/29 *at Nevada	W, 8-6 (10)
4/30 *at Nevada	W, 6-1
5/2 at Stanford	L, 2-6
5/5 *New Mexico State	W, 7-6 (10)
5/6 *New Mexico State	W, 22-3
5/7 *New Mexico State	W, 7-1
5/12 *at Fresno State	L, 4-10
5/13 *at Fresno State	L, 8-9
5/14 *at Fresno State	L, 8-9 (12)
5/19 *#29-Hawai'i	L, 1-11
5/20 *#29-Hawai'i	L, 0-6
5/21 *#29-Hawai'i	L, 1-3
5/25 !vs. Nevada	L, 1-15
5/26 !at #21 Fresno State	L, 2-3
(BF) - Blethen Field	
* - WAC game	
! - WAC Tournament in Fresno, Calif.	

2007

(34-26, 11-13 WAC)

2/2 at Saint Mary's	L, 6-7
2/3 Saint Mary's	W, 6-5
2/4 at Saint Mary's	L, 5-7
2/6 at USF (@ College of San Mateo)	W, 6-1
2/10 UC Santa Barbara (BF)	W, 2-0
2/11 UC Santa Barbara (BF)	L, 5-6 (11)
2/16 Utah	W, 5-1
2/17 Utah	W, 9-2
2/18 Utah	W, 5-4
2/20 California	W, 9-8
2/23 at Loyola Marymount	W, 4-3
2/24 at Loyola Marymount	L, 5-6 (12)



2/25 at Loyola Marymount W, 15-7
 3/3 at Santa Clara W, 7-5 (11)
 3/4 Santa Clara (BF) L, 3-15
 3/8 Washington State W, 6-3
 3/9 Washington State L, 3-10
 3/10 Washington State L, 4-7
 3/13 San Francisco W, 10-6
 3/16 Pacific L, 3-5
 3/17 Pacific W, 7-6
 3/18 at Pacific W, 7-6
 3/20 Southern Utah W, 6-1
 3/23 *New Mexico State L, 8-14
 3/24 *New Mexico State W, 9-6
 3/25 *New Mexico State L, 5-6
 3/27 Stanford L, 3-8 (10)
 3/30 *at Hawai'i W, 9-1
 3/31 *at Hawai'i W, 2-1
 4/1 *at Hawai'i L, 0-6
 4/3 Santa Clara W, 4-0
 4/6 Fresno Pacific (BF) W, 11-2
 4/7 Fresno Pacific (BF) W, 15-14
 4/10 Saint Mary's W, 11-8
 4/13 *at Nevada L, 2-9
 4/14 *at Nevada L, 7-8
 4/15 *at Nevada (CSTV) L, 1-12
 4/17 at Pacific L, 9-10
 4/20 *Sacramento State W, 5-3
 4/21 *Sacramento State W, 5-1
 4/22 *Sacramento State L, 8-11 (12)
 4/24 at Stanford W, 11-8
 4/27 *at Louisiana Tech W, 6-2
 4/28 *at Louisiana Tech L, 9-12
 4/29 *at Louisiana Tech L, 1-7
 5/2 San Francisco State (BF) W, 12-0
 5/4 *Fresno State L, 9-15
 5/5 *Fresno State L, 4-9
 5/6 *Fresno State L, 9-12
 5/8 at California L, 6-7 (11)
 5/11 *at New Mexico State W, 8-5
 5/12 *at New Mexico State W, 10-5
 5/13 *at New Mexico State W, 12-5
 5/18 *Nevada W, 6-2
 5/19 *Nevada W, 17-8
 5/20 *Nevada L, 6-11
 5/24 !vs. Louisiana Tech W, 11-1 (7)
 5/25 !at Nevada W, 5-1
 5/26 !vs. Fresno State L, 2-6
 5/26 !at Nevada L, 9-11

! - WAC Tournament in Reno, Nev.

2008
(31-25, 17-14 WAC)

2/22 Utah (BF) W, 6-5 (10)
 2/22 Utah W, 7-6
 2/23 Utah W, 10-4
 2/26 Cal State East Bay W, 9-3
 2/29 at Santa Clara L, 6-7
 3/1 Santa Clara W, 10-9
 3/2 at Santa Clara L, 2-5
 3/4 at San Francisco W, 8-6
 3/6 +vs. Brigham Young L, 2-3
 3/7 +at UC Davis W, 6-3
 3/8 +vs. Portland L, 3-5
 3/9 +vs. Utah Valley W, 6-5
 3/14 *Sacramento State L, 1-3
 3/15 *Sacramento State W, 13-1 (8)
 3/15 *Sacramento State W, 5-1
 3/16 *Sacramento State W, 5-4
 3/18 Saint Mary's W, 10-4
 3/20 *at New Mexico State L, 6-7
 3/21 *at New Mexico State L, 1-12 (7)
 3/21 *at New Mexico State W, 10-8 (10)
 3/22 *at New Mexico State L, 9-15
 3/28 *at Louisiana Tech W, 11-6
 3/29 *at Louisiana Tech L, 2-7
 3/29 *at Louisiana Tech L, 11-12 (14)
 4/4 *Hawai'i L, 8-10 (15)
 4/5 *Hawai'i L, 5-12
 4/5 *Hawai'i W, 4-0
 4/6 *Hawai'i L, 2-6
 4/8 San Francisco L, 2-4
 4/11 *at Sacramento State W, 9-4
 4/12 *at Sacramento State L, 3-6
 4/12 *at Sacramento State L, 9-10
 4/13 *at Sacramento State W, 2-1
 4/18 *Louisiana Tech W, 11-1 (7)
 4/19 *Louisiana Tech W, 8-3
 4/19 *Louisiana Tech W, 3-2
 4/20 *Louisiana Tech W, 4-2
 4/22 Hawai'i-Hilo W, 13-4
 4/23 Hawai'i-Hilo W, 3-2 (10)
 4/25 at Washington State L, 3-8
 4/26 at Washington State L, 5-7
 4/27 at Washington State W, 6-2
 4/30 San Francisco State W, 15-6
 5/3 at #3 Stanford L, 1-9
 5/4 #3 Stanford L, 6-17
 5/6 at Saint Mary's W, 7-5
 5/9 *at Fresno State L, 3-11

5/10 *at Fresno State L, 8-9
 5/10 *at Fresno State L, 3-5
 5/11 *at Fresno State W, 2-1
 5/16 *Nevada W, 7-4
 5/17 *Nevada W, 2-0
 5/17 *Nevada W, 11-2
 5/18 *Nevada W, 8-7
 5/22 !Nevada L, 0-11 (7)
 5/23 !Fresno State L, 3-7
 (BF) - Blethen Field
 * - WAC game
 + - River City Classic in Sacramento & Davis, Calif.
 ! - WAC Tournament in Ruston, La.

2009
(41-20, 15-7 WAC)

WAC Regular-Season Champions
 2/20 Saint Joseph's (BF) W, 1-0
 2/20 Saint Joseph's W, 15-5
 2/21 Saint Joseph's W, 5-1
 2/21 Saint Joseph's W, 7-4
 2/27 Santa Clara W, 5-4
 2/28 at Santa Clara W, 5-4
 3/6 at Pacific W, 5-4
 3/7 at Pacific W, 9-3
 3/8 Pacific W, 6-3
 3/10 San Francisco L, 2-4
 3/11 #15 Cal Poly L, 2-3
 3/13 at Cal State Northridge L, 3-4 (11)
 3/14 at Cal State Northridge W, 6-5
 3/15 at Cal State Northridge W, 6-1
 3/17 Chicago State W, 9-2
 3/18 Chicago State W, 31-1 (7)
 3/18 Chicago State W, 12-2 (8)
 3/19 Dartmouth W, 6-1
 3/20 Dartmouth W, 19-0
 3/24 !vs. Dartmouth L, 4-7
 3/24 at #12 Cal Poly L, 9-17
 3/27 Cal State Bakersfield W, 8-4
 3/28 Cal State Bakersfield W, 13-10
 3/29 Cal State Bakersfield W, 17-2
 4/3 *at #24 Hawai'i L, 0-3
 4/4 *at #24 Hawai'i L, 5-7
 4/4 *at #24 Hawai'i W, 3-2 (7)
 4/5 *at #24 Hawai'i L, 4-7
 4/10 *Louisiana Tech (BF) W, 11-5
 4/10 *Louisiana Tech (BF) W, 6-0
 4/11 *Louisiana Tech (BF) W, 15-4 (8)
 4/11 *Louisiana Tech (BF) W, 8-7
 4/14 Pacific (BF) L, 5-7

(BF) - Blethen Field

* - WAC game

(CSTV) - Game televised nationally



4/15 at Saint Mary's	L, 4-8	3/21 at Cal State Bakersfield	L, 4-5	2/22 UC Davis	W, 5-4
4/17 at UC Santa Barbara	L, 6-7 (11)	3/23 UC Davis	L, 3-8	2/23 Albany	W, 6-5 (17)
4/18 at UC Santa Barbara	W, 5-2	3/26 Pacific	L, 10-18	2/26 at #2 UCLA	W, 5-3
4/19 at UC Santa Barbara	W, 5-4	3/27 Pacific	L, 7-8	2/27 at #2 UCLA	W, 8-3
4/21 at San Francisco	L, 0-10	3/28 at Pacific	L, 2-3 (11)	2/27 at #2 UCLA	L, 2-12
4/22 Fresno Pacific (BF)	W, 14-12	4/1 Brigham Young	L, 5-11	3/1 Saint Mary's	W, 5-2
4/24 *Fresno State	L, 0-1	4/3 Brigham Young	L, 5-11	3/4 Santa Clara	W, 4-2
4/25 *Fresno State	L, 2-8	4/3 Brigham Young	W, 5-3	3/5 at Santa Clara	L, 2-3
4/25 *Fresno State	W, 2-0 (7)	4/6 at San Francisco	W, 5-1	3/6 Santa Clara	L, 3-6
4/26 *Fresno State	W, 6-5	4/9 *at Louisiana Tech	L, 1-14 (7)	3/8 at Pacific	L, 10-11 (13)
4/28 Saint Mary's	W, 6-4	4/10 *at Louisiana Tech	W, 8-2	3/10 +Milwaukee	W, 14-5
4/29 Santa Clara	W, 7-6 (10)	4/10 *at Louisiana Tech	W, 12-6 (7)	3/12 +UC Davis	W, 9-6
5/2 *at Sacramento State	L, 6-11	4/11 *at Louisiana Tech	L, 2-10	3/12 +Utah	W, 8-3
5/3 *at Sacramento State	W, 10-9	4/14 at UC Davis	L, 1-2	3/13 +Milwaukee	W, 11-4
5/5 at Stanford	L, 8-9	4/16 *New Mexico State	L, 4-9	3/15 at San Francisco	L, 0-10
5/8 *at New Mexico State	W, 24-7 (7)	4/17 *New Mexico State	W, 11-6	3/18 at Seattle	W, 6-5
5/9 *at New Mexico State	W, 20-7	4/18 *New Mexico State	L, 6-14	3/20 at Seattle	W, 9-5
5/9 *at New Mexico State	W, 15-11 (7)	4/19 *New Mexico State	L, 3-5	3/20 at Seattle	L, 2-6
5/10 *at New Mexico State	L, 8-11	4/23 at Wichita State	L, 2-3	3/28 UC Davis	W, 5-2
5/12 Stanford	L, 5-6 (13)	4/24 at Wichita State	L, 6-7	3/28 UC Davis	L, 1-9
5/15 *Nevada	W, 3-2	4/25 at Wichita State	W, 4-3	3/29 Brown	W, 9-4
5/16 *Nevada	W, 4-2	4/30 *Sacramento State	W, 13-1 (7)	3/30 Brown	W, 11-4
5/16 *Nevada	W, 5-1	5/1 *Sacramento State	L, 4-7	4/1 at UC Santa Barbara	W, 9-8
5/17 *Nevada	W, 9-3	5/1 *Sacramento State	L, 3-12 (7)	4/2 at UC Santa Barbara	W, 7-3
5/21 +Nevada	W, 5-3	5/2 *Sacramento State	W, 5-4 (11)	4/3 at UC Santa Barbara	L, 1-4
5/22 +Fresno State	L, 3-6	5/4 at Stanford	L, 7-10	4/5 at #11 Stanford	L, 2-5
5/23 +Louisiana Tech	W, 14-3 (7)	5/7 *at Nevada	L, 9-16	4/8 *#9 Fresno State	W, 3-1
5/23 +New Mexico State	L, 9-10	5/8 *at Nevada	L, 2-10	4/9 *#9 Fresno State	L, 1-5
! = in San Luis Obispo, Calif.		5/8 *at Nevada	L, 0-5 (7)	4/9 *#9 Fresno State	W, 4-3
* = Western Athletic Conference game		5/9 *at Nevada	W, 6-4 (12)	4/10 *#9 Fresno State	L, 3-5
+ = WAC Tournament, Honolulu, Hawaii (Blethen Field)		5/12 #25 Stanford	L, 3-8	4/12 San Francisco	W, 10-0
2010		5/14 *at #25 Fresno State	L, 0-10 (7)	4/15 *at New Mexico State	L, 5-9
(23-37, 9-15 WAC)		5/15 *at #25 Fresno State	W, 9-3	4/16 *at New Mexico State	L, 8-16
2/19 at Saint Mary's	W, 7-6	5/15 *at #25 Fresno State	W, 4-3	4/16 *at New Mexico State	W, 7-3
2/20 Saint Mary's	L, 4-12	5/16 *at #25 Fresno State	L, 3-4	4/17 *at New Mexico State	L, 8-20
2/27 UC Santa Barbara	L, 0-7	5/21 *Hawaii'i	L, 3-5	4/21 *Louisiana Tech	W, 18-0
2/27 UC Santa Barbara	W, 6-5	5/22 *Hawaii'i	L, 2-4	4/22 *Louisiana Tech	L, 4-5
2/28 UC Santa Barbara	W, 4-2	5/22 *Hawaii'i	W, 3-0	4/22 *Louisiana Tech	W, 3-2 (10)
3/2 San Francisco	W, 5-3	5/23 *Hawaii'i	L, 14-17 (11)	4/23 *Louisiana Tech	W, 4-0
3/5 at Santa Clara	L, 3-11	5/26 !Nevada	W, 6-0	4/26 at UC Davis	W, 13-1
3/6 Santa Clara	L, 0-4	5/27 !#27 Fresno State	L, 10-12	4/29 *at Sacramento State	W, 5-3
3/7 at Santa Clara	L, 8-9 (10)	5/28 !Nevada	W, 7-6 (10)	4/30 *at Sacramento State	L, 0-2
3/10 Southern Illinois	W, 18-6	5/29 !#27 Fresno State	L, 1-13 (7)	4/30 *at Sacramento State	W, 5-4
3/13 +Southern Illinois	W, 10-1	+ - Jack Gifford Memorial Tournament		5/1 *at Sacramento State	W, 3-0 (11)
3/14 + Air Force	L, 4-5	* - WAC game		5/3 Stanford	L, 1-3
3/14 + Air Force	W, 7-3	! - WAC Tournament in Mesa, Ariz.		5/4 at UC Davis	L, 5-6
3/14 + UC Davis	W, 7-4			5/10 Pacific	W, 7-5
3/16 at Saint Mary's	L, 2-6	2011		5/12 *at Hawaii'i	L, 2-8
3/19 at Cal State Bakersfield	L, 7-17	(35-26, 11-13 WAC)		5/13 *at Hawaii'i	L, 2-5
3/20 at Cal State Bakersfield	W, 10-2	2/20 Saint Mary's	W, 5-1	5/13 *at Hawaii'i	W, 7-3
		2/21 at Saint Mary's	W, 2-0	5/15 *at Hawaii'i	L, 8-9



5/20 *Nevada	L, 4-11	4/27 Sacramento State*	L, 2-7	4/12 at UT Arlington*	L, 7-8
5/21 *Nevada	W, 11-10	4/28 Sacramento State*	L, 3-8	4/13 at UT Arlington*	L, 4-9
5/21 *Nevada	L, 6-7	4/29 Sacramento State*	W, 8-7	4/14 at UT Arlington*	L, 7-9
5/22 *Nevada	L, 5-8	5/1 Stanford	W, 8-5	4/19 Texas State*	W, 11-5
5/25 !Nevada	W, 5-4	5/4 at Louisiana Tech*	L, 3-4	4/20 Texas State*	W, 5-4 (10)
5/26 !Hawai'i	L, 1-2	5/5 at Louisiana Tech*	L, 5-10	4/21 Texas State*	L, 5-11
5/27 !Nevada	W, 11-3	5/6 at Louisiana Tech*	L, 1-4	4/23 at Stanford	L, 2-17
5/27 !Louisiana Tech	L, 5-9	5/11 at Nevada*	L, 1-4	4/26 Seattle U*	L, 3-13
+ - Jack Gifford Memorial Tournament		5/12 at Nevada*	L, 4-5	4/27 Seattle U*	W, 7-1
* - WAC game		5/13 at Nevada*	L, 2-4	4/28 Seattle U*	L, 3-6
! - WAC Tournament in Mesa, Ariz.		5/15 UC Davis	L, 9-12	4/30 at San Francisco	L, 2-4

2012
(22-29, 5-13 WAC)

2/17 San Francisco	L, 0-4
2/18 San Francisco	L, 1-5
2/19 at San Francisco	W, 7-3
2/21 UC Davis	W, 4-3 (12)
2/24 UC Santa Barbara	L, 1-3
2/25 UC Santa Brabara	L, 2-3
2/26 UC Santa Barbara	L, 2-5
2/28 at Saint Mary's (Calif.)	W, 5-3
3/2 at Santa Clara	L, 1-3
3/3 Santa Clara	W, 13-12
3/4 at Santa Clara	L, 0-4
3/5 Lehigh	W, 5-2
3/6 Cal State East Bay	L, 2-4
3/8 Lehigh	W, 8-4
3/9 Columbia	W, 4-2
3/10 Utah	W, 3-2
3/11 Santa Clara	W, 6-5
3/12 Columbia	W, 6-1
3/18 at UC Davis	L, 0-4
3/18 at UC Davis	L, 1-2
3/23 Seattle U	L, 4-9
3/23 Seattle U	W, 2-1
3/24 Seattle U	L, 4-6
3/28 Brown	W, 20-8
3/28 Brown	L, 4-6
4/3 at San Francisco	W, 6-5
4/5 at Pacific	W, 3-0
4/6 at Pacific	W, 6-2
4/7 Pacific	L, 0-7
4/14 at Fresno State*	W, 4-0
4/14 at Fresno State*	W, 4-3
4/15 at Fresno State*	W, 11-2
4/17 at Stanford	W, 3-2
4/20 Hawai'i*	L, 4-6
4/21 Hawai'i*	L, 1-4
4/22 Hawai'i*	W, 6-4
4/24 Fresno Pacific	L, 5-14

2013
(17-41, 11-16 WAC)

2/15 Pacific	W, 6-4
2/16 Pacific	W, 10-0
2/17 at Pacific	L, 1-8
2/20 at UC Davis	L, 4-22
2/22 at #10-Arizona	L, 7-8
2/23 at #10-Arizona	L, 4-15
2/24 at #10-Arizona	L, 4-9
2/26 San Francisco	L, 1-2
3/1 at UC Santa Barbara	L, 4-5
3/2 at UC Santa Barbara	L, 2-7
3/3 at UC Santa Barbara	L, 1-2 (10)
3/5 at Fresno State	W, 10-3
3/8 Santa Clara	L, 0-5
3/9 at Santa Clara	W, 9-1
3/10 Santa Clara	L, 1-2
3/12 at Cal Poly	L, 5-6 (10)
3/15 Nicholls State	W, 3-2 (11)
3/16 Nicholls State	L, 1-6 (7)
3/16 Nicholls State	L, 1-4
3/17 Nicholls State	L, 1-9
3/20 California	W, 3-1
3/22 Dallas Baptist*	L, 3-13
3/23 Dallas Baptist*	W, 8-1
3/24 Dallas Baptist*	L, 1-6
3/25 UC Davis	L, 2-9
3/28 at UTSA*	W, 12-4
3/29 at UTSA*	W, 11-7
3/30 at UTSA*	L, 8-14
4/3 at Saint Mary's	L, 8-9
4/5 Louisiana Tech*	L, 2-6
4/6 Louisiana Tech*	W, 7-1
4/7 Louisiana Tech*	W, 12-8
4/9 Stanford	L, 8-10

4/12 at UT Arlington*	L, 7-8
4/13 at UT Arlington*	L, 4-9
4/14 at UT Arlington*	L, 7-9
4/19 Texas State*	W, 11-5
4/20 Texas State*	W, 5-4 (10)
4/21 Texas State*	L, 5-11
4/23 at Stanford	L, 2-17
4/26 Seattle U*	L, 3-13
4/27 Seattle U*	W, 7-1
4/28 Seattle U*	L, 3-6
4/30 at San Francisco	L, 2-4
5/3 at New Mexico State*	L, 1-17
5/4 at New Mexico State*	L, 0-9
5/5 at New Mexico State*	L, 5-8
5/7 Cal Poly	L, 2-5
5/10 at Sacramento State*	L, 1-4
5/11 at Sacramento State*	W, 8-6
5/12 at Sacramento State*	L, 2-3
5/14 at San Francisco	L, 3-14
5/17 CSU Bakersfield*	W, 2-1
5/18 CSU Bakersfield*	L, 6-14
5/19 CSU Bakersfield*	W, 8-5
5/22 !CSU Bakersfield	L, 3-11
5/23 !USTA	L, 3-13
5/24 !Sacramento State	L, 0-3
* - WAC game	
! - WAC Tournament, Grand Prairie, Texas	

2014
(19-38, 10-20 MW)

2/14 San Diego State*	W, 6-4
2/15 San Diego State*	L, 5-3
2/16 San Diego State*	L, 13-8
2/18 Stanford	L, 9-3
2/19 at Pacific	L, 2-1
2/21 UC Santa Barbara	L, 3-2 (10)
2/22 UC Santa Barbara	W, 7-5
2/23 UC Santa Barbara	L, 10-1
2/25 Cal Poly	L, 5-3
2/26 Pacific	Postponed
2/28 at Nevada*	L, 6-4
3/1 at Nevada*	W, 7-4 (10)
3/2 at Nevada*	L, 8-3
3/4 Saint Mary's	W, 10-0
3/6 +Pacific	L, 5-1
3/7 +Washington	L, 7-0
3/8 +UC Davis	L, 5-2
3/9 +UC Davis	W, 4-3
3/11 at UC Davis	L, 9-5
3/14 UNLV*	L, 18-2



3/15 UNLV*	L, 2-1	2/22 Northern Colorado	W, 10-0	! - MW Championship, Reno, Nev.
3/16 UNLV*	W, 3-2	2/27 at San Diego State*	L, 4-2	
3/18 San Francisco	L, 7-2	2/27 at San Diego State*	L, 7-5	
3/21 at New Mexico*	L, 10-1	2/28 at San Diego State*	L, 5-1	
3/22 at New Mexico*	W, 8-5	3/3 Stanford	L, 13-8	2/19 UC Irvine
3/23 at New Mexico*	L, 9-4	3/6 Air Force*	W, 2-0	2/20 UC Irvine
3/27 at Washington State	W, 7-3	3/7 Air Force*	L, 12-0	2/20 UC Irvine
3/28 at Washington State	L, 12-9	3/8 Air Force*	L, 3-2	2/21 UC Irvine
3/29 at Washington State	L, 4-2	3/10 Cal Poly	W, 5-2	2/23 Santa Clara
3/30 at Washington State	L, 16-3	3/13 at UC Irvine	W, 4-0	2/26 Loyola Marymount
4/5 Nevada*	W, 2-1	3/14 at UC Irvine	L, 5-2	2/27 Loyola Marymount
4/5 Nevada*	L, 6-5	3/15 at UC Irvine	L, 4-1	2/28 Loyola Marymount
4/6 Nevada*	L, 7-4	3/17 Saint Mary's	L, 8-6	3/1 Pacific
4/8 at San Francisco	W, 4-3	3/20 at Fresno State*	L, 6-4	3/2 #20 Michigan
4/11 at UNLV*	L, 9-1	3/21 at Fresno State*	L, 9-2	3/4 at UNLV*
4/12 at UNLV*	L, 2-1	3/22 at Fresno State*	L, 6-3	3/5 at UNLV*
4/13 at UNLV*	W, 4-3 (14)	3/24 at #24 Oregon State	L, 6-1	3/6 at UNLV*
4/15 at Santa Clara	W, 10-7	3/25 at #24 Oregon State	L, 8-2	3/12 Air Force*
4/18 New Mexico*	L, 14-2	3/27 Nevada*	W, 5-4	3/12 Air Force*
4/18 New Mexico*	L, 5-2	3/28 Nevada*	L, 22-1	3/15 San Francisco
4/19 New Mexico*	L, 11-6	3/29 Nevada*	L, 4-2	3/18 at New Mexico*
4/22 at Cal Poly	L, 12-5	4/2 at Air Force*	L, 13-3	3/19 at New Mexico*
4/25 at San Diego State*	L, 3-2 (11)	4/3 at Air Force*	L, 11-7	3/20 at New Mexico*
4/26 at San Diego State*	W, 9-5	4/4 at Air Force*	L, 19-7	3/24 Fresno State*
4/27 at San Diego State*	L, 14-3	4/7 at Santa Clara	L, 2-1	3/25 Fresno State*
4/29 Santa Clara	L, 7-4	4/10 San Diego State*	L, 11-2	3/26 Fresno State*
4/30 at Saint Mary's	W, 6-3	4/11 San Diego State*	L, 6-1	3/28 Stanford
5/2 Fresno State*	W, 3-2	4/12 San Diego State*	W, 11-1	3/30 at Santa Clara
5/3 Fresno State*	L, 8-0	4/14 at Saint Mary's	L, 7-3	4/1 at Cal Poly
5/4 Fresno State*	W, 5-2	4/16 at Washington State	W, 7-5 (11)	4/2 at Cal Poly
5/6 at San Francisco	L, 5-3	4/17 at Washington State	L, 4-3	4/3 at Cal Poly
5/9 at Air Force*	W, 4-2 (10)	4/18 at Washington State	L, 14-2	4/8 at Air Force*
5/10 at Air Force*	L, 8-7	4/19 at Washington State	L, 8-5	4/9 at Air Force*
at Air Force*	L, 10-9 (11)	4/21 at UC Davis	L, 6-5	4/9 at Air Force*
5/13 at Stanford	W, 10-8	4/24 at #24-Nevada*	L, 12-0	4/10 at Air Force*
5/21 !Air Force	W, 11-3	4/25 at #24-Nevada*	L, 27-2	4/12 at Stanford
!San Diego State	L, 15-1	4/26 at #24-Nevada*	W, 6-4	4/15 New Mexico*
5/22 !Nevada	L, 4-0	4/28 at Stanford	L, 4-3	4/16 New Mexico*
+ - Jack Gifford Memorial Tournament		5/1 Fresno State*	L, 4-0	4/17 New Mexico*
* - Mountain West game		5/2 Fresno State*	W, 7-3	4/19 at San Francisco
! - MW Championship, Las Vegas		5/3 Fresno State*	L, 3-0	4/22 at Fresno State*
		5/5 at Cal Poly	L, 5-1	4/23 at Fresno State*
		5/8 at New Mexico*	L, 12-5	4/24 at Fresno State*
		5/9 at New Mexico*	L, 21-7	4/26 at Pacific
		5/10 at New Mexico*	L, 19-8	4/29 UNLV*
		5/12 Santa Clara	L, 2-1 (11)	4/30 UNLV*
		5/15 UNLV*	W, 3-0	5/1 UNLV*
		5/15 UNLV*	L, 9-3	5/3 Grand Canyon
		5/16 UNLV*	L, 9-6 (10)	5/4 Grand Canyon
		5/20 !UNLV	L, 2-1	5/6 at Nevada*
		* - Mountain West game		5/7 at Nevada*
				L, 2-11

2016
(17-39, 7-23 MW)

2015
(13-44, 6-24 MW)

TM



5/8	at Nevada*	L, 4-6	4/23	Air Force*	L, 9-5
5/10	at Saint Mary's	W, 4-1	4/25	Saint Mary's	W, 6-5
5/13	at Long Beach State	L, 2-6	4/28	at Fresno State*	W, 6-3
5/14	at Long Beach State	L, 0-2	4/29	at Fresno State*	L, 8-3
5/15	at Long Beach State	L, 2-6	4/30	at Fresno State*	L, 16-8
5/19	San Diego State*	L, 0-5	5/2	at #13 Stanford	L, 4-3
5/20	San Diego State*	W, 2-1	5/5	San Diego State*	L, 8-4
5/21	San Diego State*	L, 0-6	5/6	San Diego State*	L, 5-3
5/25	!San Diego State	L, 3-7	5/7	San Diego State*	L, 6-5

* - Mountain West game

! - MW Championship, Albuquerque, N.M.

2017
(19-35-1, 10-18-1 MW)

2/18	at UCLA	L, 3-2	5/15	San Francisco	W, 7-6
2/19	at UCLA	L, 10-1	5/18	at UNLV	W, 7-4
2/23	Brigham Young	W, 3-2 (13)	5/19	at UNLV	L, 12-4
2/24	Northern Colorado	L, 1-0	5/20	at UNLV	W, 10-6
2/25	Northern Colorado	W, 5-4	*-Mountain West game		
2/25	Brigham Young	W, 4-2			
2/27	Michigan	L, 6-2			
3/3	UNLV*	W, 6-5			
3/4	UNLV*	L, 7-1			
3/5	UNLV*	W, 9-5			
3/7	Pacific	W, 9-2			
3/10	at New Mexico*	L, 11-1			
3/11	at New Mexico*	L, 16-8			
3/12	at New Mexico*	L, 8-3			
3/14	at #7 Cal State Fullerton	L, 6-1			
3/17	Nevada*	W, 6-5			
3/18	Nevada*	W, 7-6			
3/19	Nevada*	W, 6-5			
3/21	at Pacific	L, 12-10			
3/23	at Hawai'i	L, 6-2			
3/24	at Hawai'i	L, 8-7			
3/25	at Hawai'i	L, 5-4			
3/26	at Hawai'i	L, 14-1			
3/29	Santa Clara	W, 4-2			
3/31	at San Diego State*	L, 4-5			
4/1	at San Diego State*	L, 7-3			
4/2	at San Diego State*	L, 5-1			
4/4	at Santa Clara	W, 13-8			
4/7	New Mexico*	W, 2-1			
4/9	New Mexico*	T, 5-5			
4/11	Stanford	L, 9-3			
4/13	at Nevada*	W, 6-5			
4/14	at Nevada*	L, 5-4			
4/15	at Nevada*	L, 6-2			
4/18	Saint Mary's	L, 11-6			
4/21	Air Force*	L, 12-6			
4/22	Air Force*	L, 9-7			

TM



COACHING

History



Coach	Years	Record
George Boehmer	1915-16	12-9
Karl Hazeltine	1922-23	13-8-2
E.R. Knollin	1925-28	27-14-1
Walt Crawford	1929-32	38-29
Bill Hubbard	1933-34	18-12-1
Joe Blacow	1935-36	26-14-1
Gil Bishop	1937-38	14-18-1
Walt McPherson	1939-1943, 47	44-56
Tiny Hartranft	1944-45	12-9-1
Ralph Johnson	1946	9-9
Walt Williams	1948-56	130-124-6
Ed Sobczak	1957-69	219-249-9
Gene Menges	1970-86	467-432-4
Doug Thurman	2003 (Interim)	25-32
Sam Piraro	1987-02, 2004-12	806-632-6
Dave Nakama	2013-16	66-162
Jason Hawkins	2017-2018	19-35-1
Brad Sanfilippo	2018 (Interim)	0-0-0

Year	Coach	Overall
1911	None	2-3
1912	None	1-0
1913	None	3-4
1914	None	1-0
1915	George Boehmer	5-7
1916	George Boehmer	7-2
1922	Karl Hazeltine	4-0
1923	Karl Hazeltine	5-3
1924	Karl Hazeltine	4-5-2
1925	E.R. Knollin	4-3
1926	E.R. Knollin	2-4
1927	E.R. Knollin	11-5
1928	E.R. Knollin	10-2-1
1929	Walt Crawford	10-7
1930	Walt Crawford	5-9
1931	Walt Crawford	9-7
1932	Walt Crawford	14-6
1933	Bill Hubbard	10-8
1934	Bill Hubbard	8-4-1
1935	Joe Blacow	17-6
1936	Joe Blacow	9-8-1
1937	Gil Bishop	9-8
1938	Gil Bishop	5-10-1
1939	Walt McPherson	10-7
1940	Walt McPherson	4-14
1941	Walt McPherson	6-10
1942	Walt McPherson	3-9
1943	Walt McPherson	5-6
1944	Tiny Hartranft	4-5-1
1945	Tiny Hartranft	8-4
1946	Ralph Johnson	9-9
1947	Walt McPherson	16-10
1948	Walt Williams	13-14-1
1949	Walt Williams	19-10-1
1950	Walt Williams	12-17
1951	Walt Williams	10-17
1952	Walt Williams	13-13-2
1953	Walt Williams	16-19-1

Year	Coach	Overall
1954	Walt Williams	12-10-1
1955	Walt Williams	16-14
1956	Walt Williams	19-10
1957	Ed Sobczak	18-11-3
1958	Ed Sobczak	13-18-1
1959	Ed Sobczak	19-22-1
1960	Ed Sobczak	27-13-1
1961	Ed Sobczak	16-23-1
1962	Ed Sobczak	24-17
1963	Ed Sobczak	14-18-1
1964	Ed Sobczak	20-20
1965	Ed Sobczak	13-24
1966	Ed Sobczak	12-22
1967	Ed Sobczak	12-19
1968	Ed Sobczak	15-23
1969	Ed Sobczak	16-19-1

Year	Coach	Overall	Conf.	Finish
1970	Gene Menges	21-18	4-8	6th
1971	Gene Menges	30-14	13-8	T-1st*
1972	Gene Menges	29-20	8-10	4th
1973	Gene Menges	32-15-1	11-6	2nd
1974	Gene Menges	24-26	10-14	4th
1975	Gene Menges	22-22	9-9	3rd
1976	Gene Menges	19-36	6-14	6th
1977	Gene Menges	35-23	20-14	3rd
1978	Gene Menges	40-24	24-12	2nd*
1979	Gene Menges	39-20	25-14	2nd**
1980	Gene Menges	29-24-1	21-15	3rd
1981	Gene Menges	28-29-1	17-19	3rd
1982	Gene Menges	14-39	9-27	6th
1983	Gene Menges	32-20	15-12	3rd
1984	Gene Menges	28-35-1	15-15	T2nd
1985	Gene Menges	24-34	16-14	T2nd
1986	Gene Menges	21-33	7-14	7th
1987	Sam Piraro	31-28	8-13	T6th
1988	Sam Piraro	31-30	9-11	4th
1989	Sam Piraro	40-19	11-10	3rd

Year	Coach	Overall	Conf.	Finish
1990	Sam Piraro	43-17	9-12	6th
1991	Sam Piraro	25-30	7-14	7th
1992	Sam Piraro	32-21-1	12-12	5th
1993	Sam Piraro	34-19	11-10	3rd
1994	Sam Piraro	29-26	9-12	4th
1995	Sam Piraro	21-33-1	5-16	7th
1996	Sam Piraro	28-28	7-14	7th
1997	Sam Piraro	38-21	20-10	1st***
1998	Sam Piraro	31-23	13-17	3rd(W)
1999	Sam Piraro	30-26-1	16-11	3rd
2000	Sam Piraro	41-24	19-11	T1st
2001	Sam Piraro	37-22-1	21-15	T3rd
2002	Sam Piraro	45-17	21-9	2nd
2003	Doug Thurman	25-32	10-19	5th
2004	Sam Piraro	23-31-1	11-19	5th
2005	Sam Piraro	28-28-1	13-17	5th
2006	Sam Piraro	33-26	12-12	3rd
2007	Sam Piraro	34-26	11-13	T4th
2008	Sam Piraro	31-25	17-14	4th
2009	Sam Piraro	41-20	15-7	1st
2010	Sam Piraro	23-37	9-15	6th
2011	Sam Piraro	35-26	11-13	5th
2012	Sam Piraro	22-29	5-13	7th
2013	Dave Nakama	17-41	11-16	8th
2014	Dave Nakama	19-38	10-19	7th
2015	Dave Nakama	13-44	6-24	7th
2016	Dave Nakama	17-39	7-23	7th
2017	Jason Hawkins	19-35-1	10-18	6th
Overall:		1,946-1,852-33	(.512)	
Conference:		586-664-1	(.469)	
WAC:		235-232	(.503)	
MW:		33-84-1	(.284)	

* Second Half champion
 **First Half champion
 ***WAC West Division champion
 (W)Western Division
 1917-21 No team was fielded



SJSU SPORTS

Hall of Fame

Retired Number

Gene Menges, Head Coach, 1970-86




The only number in San José State baseball history to have ever been retired - #22 - belongs to former Spartan head coach Gene Menges (1926-2016), the second-winningest coach in the school's 127-year baseball history. He led the team for 17 seasons and compiled a 467-434-4 record. In 1978 and 1979, he was named Coach of the Year by the Northern California Baseball Association.

Menges earned his degree from San José State in 1951 and his master's degree in 1957. The quarterback of the 1948-50 Spartan football teams, his career totals still rank among the best in Spartan history. He joined the Spartan coaching staff in 1952 as an assistant baseball coach before assuming the head coaching duties in 1970. He held the rank of professor emeritus in the human performance department at SJSU, and is also a member of the San José State University Sports Hall of Fame.


SAN JOSÉ STATE SPORTS HALL OF FAME BASEBALL HONOREES

- Al Ariza - '72
- Jeff Ball - '90
- Howard "Lefty" Blethen - '35
- Eric Booker - '90
- Dick Brady - '55
- Ken Caminiti - '84
- Mark Carroll - '74
- Jerry Clifford - '57
- Tom Corder - '70
- Gary Cunningham - '70
- Tim Day - '72
- Jay Fike - '70
- Kevin Frandsen - '04
- Dean Giles - '51
- Rich Guardino - '77
- Tuck Halsey - '57
- Dave Imwalle - '72


- Randy Johnson - '78
- Mark Kettman - '74
- Hal Kolstad - '57
- Larry McEvoy - '86
- Gene Menges, Head Coach (1970-86)
- Brian Nakamoto - '72
- John Oldham - '54
- Clair Parkin - '52
- Chris Pedretti - '79
- Bill Rahming - '56
- Chuck Reynolds - '56
- Ralph Romero - '50
- Dennis Smith - '54
- Dave Tellers - '90
- Jim Visher - '64
- David Zuniga - '93




Rick Lane - '78



Mark Langston - '81



Tony Biondi - '78



Jeff Gingrich - '75
Assistant Coach (1980-81)



MW MOUNTAIN WEST

MOUNTAIN WEST CONFERENCE

Clubs





2018 Schedule

DAY	DATE	OPPONENT	LOCATION	TIME
FRI	FEB 16	NORTHERN COLORADO	MUNICIPAL STADIUM	6:00 PM
SAT	FEB 17	NORTHERN COLORADO	MUNICIPAL STADIUM	12:00 PM
SAT	FEB 17	NORTHERN COLORADO	MUNICIPAL STADIUM	3:30 PM
SUN	FEB 18	NORTHERN COLORADO	MUNICIPAL STADIUM	12:00 PM
TUE	FEB 20	SANTA CLARA	MUNICIPAL STADIUM	5:00 PM
SAT	FEB 24	UNIVERSITY OF SAN FRANCISCO	SAN FRANCISCO	11:00 AM
SUN	FEB 25	SACRAMENTO STATE	SAN FRANCISCO	11:00 AM
SUN	FEB 25	UNIVERSITY OF SAN FRANCISCO	SAN FRANCISCO	3:00 PM
TUE	FEB 27	CAL POLY	MUNICIPAL STADIUM	5:00 PM
FRI	MAR 2	SAN DIEGO STATE*	MUNICIPAL STADIUM	6:00 PM
SAT	MAR 3	SAN DIEGO STATE*	MUNICIPAL STADIUM	3:00 PM
SUN	MAR 4	SAN DIEGO STATE*	MUNICIPAL STADIUM	12:00 PM
MON	MAR 5	UTAH	MUNICIPAL STADIUM	1:00 PM
FRI	MAR 9	NEVADA*	RENO, NEVADA	1:00 PM
SAT	MAR 10	NEVADA*	RENO, NEVADA	1:00 PM
SUN	MAR 11	NEVADA*	RENO, NEVADA	12:00 PM
TUE	MAR 13	PACIFIC	MUNICIPAL STADIUM	5:00 PM
FRI	MAR 16	FRESNO STATE*	MUNICIPAL STADIUM	6:00 PM
SAT	MAR 17	FRESNO STATE*	MUNICIPAL STADIUM	3:00 PM
SUN	MAR 18	FRESNO STATE*	MUNICIPAL STADIUM	12:00 PM
MON	MAR 19	DARTMOUTH	MUNICIPAL STADIUM	3:00 PM
FRI	MAR 23	UC SANTA BARBARA	SANTA BARBARA, CALIFORNIA	3:00 PM
SAT	MAR 24	UC SANTA BARBARA	SANTA BARBARA, CALIFORNIA	2:00 PM
SUN	MAR 25	UC SANTA BARBARA	SANTA BARBARA, CALIFORNIA	1:00 PM
TUE	MAR 27	SAINT MARY'S (CALIF.)	MUNICIPAL STADIUM	5:00 PM
THU	MAR 29	AIR FORCE*	COLORADO SPRINGS, COLORADO	1:00 PM
FRI	MAR 30	AIR FORCE*	COLORADO SPRINGS, COLORADO	1:00 PM
SAT	MAR 31	AIR FORCE*	COLORADO SPRINGS COLORADO	12:00 PM
TUE	APR 3	UC DAVIS	DAVIS, CALIFORNIA	2:30 PM
FRI	APR 6	NEVADA*	MUNICIPAL STADIUM	6:00 PM
SAT	APR 7	NEVADA*	MUNICIPAL STADIUM	3:00 PM
SUN	APR 8	NEVADA*	MUNICIPAL STADIUM	12:00 PM
TUE	APR 10	SANTA CLARA	SANTA CLARA, CALIFORNIA	6:00 PM
FRI	APR 13	FRESNO STATE*	FRESNO, CALIFORNIA	6:05 PM
SAT	APR 14	FRESNO STATE*	FRESNO, CALIFORNIA	6:05 PM
SUN	APR 15	FRESNO STATE*	FRESNO, CALIFORNIA	1:05 PM
TUE	APR 17	UNIVERSITY OF SAN FRANCISCO	MUNICIPAL STADIUM	5:00 PM
FRI	APR 20	UC RIVERSIDE	RIVERSIDE, CALIFORNIA	6:00 PM
SAT	APR 21	UC RIVERSIDE	RIVERSIDE, CALIFORNIA	6:00 PM
SUN	APR 22	UC RIVERSIDE	RIVERSIDE, CALIFORNIA	1:00 PM
FRI	APR 27	NEW MEXICO*	MUNICIPAL STADIUM	6:00 PM
SAT	APR 28	NEW MEXICO*	MUNICIPAL STADIUM	3:00 PM
SUN	APR 29	NEW MEXICO*	MUNICIPAL STADIUM	12:00 PM
TUE	MAY 1	PACIFIC	STOCKTON, CALIFORNIA	6:00 PM
FRI	MAY 4	UNLV*	LAS VEGAS, NEVADA	6:05 PM
SAT	MAY 5	UNLV*	LAS VEGAS, NEVADA	2:05 PM
SUN	MAY 6	UNLV*	LAS VEGAS, NEVADA	1:05 PM
WED	MAY 9	CAL POLY	SAN LUIS OBISPO, CALIFORNIA	6:00 PM
FRI	MAY 11	SAN DIEGO STATE*	SAN DIEGO, CALIFORNIA	6:00 PM
SAT	MAY 12	SAN DIEGO STATE*	SAN DIEGO, CALIFORNIA	6:00 PM
SUN	MAY 13	SAN DIEGO STATE*	SAN DIEGO, CALIFORNIA	1:00 PM
TUES	MAY 15	SAINT MARY'S (CALIF.)	MORAGA, CALIFORNIA	3:00 PM
THUR	MAY 17	AIR FORCE*	MUNICIPAL STADIUM	7:00 PM
FRI	MAY 18	AIR FORCE*	MUNICIPAL STADIUM	6:00 PM
SAT	MAY 19	AIR FORCE*	MUNICIPAL STADIUM	12:00 PM
THU-SUN	MAY 23-26	MOUNTAIN WEST TOURNAMENT	TBD	TBD

■ = AWAY GAME

* = MOUNTAIN WEST CONTEST