

# San Jose State Men's Soccer Record Book

## CREDITS

The Men's Soccer Record Book was created by Connor Pelton and updated by Matt Strapp of the SJSU Athletics Media Relations department. Inside photography by Terrell Lloyd and San José State University.

San José State does not discriminate on the basis of race, color, religion, national origin, sex, sexual orientation, marital status, pregnancy, age, disability, disabled veteran's or Vietnam veteran's status. This policy applies to all San José State student and staff programs and activities. Questions regarding this policy should be directed to the Director of the Office of Equal Employment Opportunity/Affirmative Action, SJSU, San Jose, CA 95192, (408) 924-1115.



## QUICK FACTS

Location .....	San José, Calif.
Enrollment .....	33,025
Founded .....	1857
Affiliation .....	NCAA Division I
Conference .....	Western Athletic
Nickname .....	Spartans
Colors .....	Gold, White & Blue
President .....	
NCAA Faculty Representative .....	Dr. Travis Boyce
Director of Athletics .....	Jeff Konya

## Coaching Staff

Head Coach .....	Simon Tobin (Nonington College, 1983)
Record, Years at School .....	65-81-22, 10th season
Overall Record, Seasons .....	368-269-77, 36 seasons
Assistant Coach .....	Jesus Sanchez
.....	CSU Bakersfield, 2012 (6th season)
Assistant Coach .....	Nic Ryan
.....	UC Santa Barbara, 2012 (7th season)
Office Phone .....	408-924-1261
Office Fax .....	408-924-1301

## Athletics Media Relations

Men's Soccer Contact .....	Matt Strapp
E-Mail .....	matthew.strapp@sjsu.edu
Office Phone .....	408-924-1229
Cell Phone .....	562-499-9633
Office Fax .....	408-924-1291
Athletics Department Phone .....	408-924-1200
Website .....	SJSUSpartans.com

## Follow

Twitter .....	@SanJoseStateMS
Instagram .....	@sjsumsoc

# Coaching Staff



## SIMON TOBIN

Head Coach  
10th Season  
Nonington College, 1983

Simon Tobin, who coached teams at CSU Bakersfield to a NCAA Division II championship and seven conference titles, accepted the San José State University men's soccer head coaching position in June of 2014.

Tobin brings a 368-269-77 record over 36 seasons in men's soccer into the 2023 season. His 1997 Roadrunners won the NCAA Division II Men's Soccer Championship as part of eight NCAA Division I and II championship appearances. Of CSU Bakersfield's seven conference titles, three were in the last four seasons (2010, 2011 and 2012) as the Mountain Pacific Sports Federation's (MPSF) Pacific Division winner.

Entering the 2023 campaign, Tobin's 368 victories ranks at No. 5 in all of Division I among active coaches.

Postseason success has been a staple of Tobin's time in San José as the Spartans made the Western Athletic Conference title match in the 2017, 2018 and 2023 seasons. For the 2021 season, he was named the WAC Coach of the Year. He has continued to turn out some of the top talent in the conference year in and year out, placing a total of 34 players on the All-Western Athletic Conference Teams throughout his tenure.

The native of London, England, was named CSU Bakersfield's head coach for men's soccer in 1987. In 19 seasons competing as a NCAA Division II program, the Roadrunners were ranked in the final top-20 national coaches poll 10 times. His teams posted .500 or better win-loss records 22 out of his 27 seasons and won 10 or more matches in a season 17 times.

The 1997 National Soccer Coaches Association of America (NSCAA) National Coach of the Year is a six-time conference Coach-of-the-Year in the California Collegiate Athletic Association (CCAA) and the MPSF.

Tobin cites CSUB's NCAA Division I Tournament selection in 2011, in just the second year of the program being a fully fledged Division I team, as his biggest coaching achievement to date.

During Tobin's career he has produced numerous top professional players, and also initiated the collegiate coaching careers of many former male and female players.

Tobin resides in Santa Cruz with wife, Amy, and daughter, Ava.

## THE TOBIN FACTORY

### *Players*

Gyasi Zardes (USA National Team & Columbus Crew)

Richard Menjivar (El Salvador National Team & Tampa Bay Rowdies)

Kory Kindle (Colorado Rapids)

Lyle Martin (Chivas USA)

Joe Munoz (NY Metro Stars)

Josh Wicks (DC United)

Beto Navarro (Fresno FC)

Jesus Sanchez (Oklahoma City Energy)

Enrique Montano (Louisville City FC)

Eric Shannon (Charleston Battery)

Keith Costigan (Portland Timbers)

### *Coaches*

Jeremy Gunn (Stanford)

John Smith (Cornell)

Ben Graham (Holy Cross)

Matt Barnes (St. Mary's - Texas)

Fabian Sandoval (Cal State LA)

Keith Costigan (UC Irvine)

Kyle Gookins (Stetson)

Nicole Van Dyke (Penn)

Jamie Suprenant (UC Irvine)

Kristy Walker (Pepperdine)

## Jesus Sanchez

### Assistant Coach Sixth Season CSU Bakersfield, 2012

Jesus Sanchez joined the Spartans men's soccer staff as an assistant coach in 2018 and is now entering his sixth season in San José.

Sanchez has helped lead the Spartans to an appearance in the WAC Tournament in every season since he joined the coaching staff.

Sanchez played collegiately for now San José State head coach Simon Tobin at CSU Bakersfield from 2009 to 2012, becoming one of the most prolific players in program history in his time with the Roadrunners. He finished his four seasons there with 16 goals and 27 assists while compiling a record of 40-22-15. One of Sanchez's top performances came as a sophomore, where he led CSUB in both goals (8) and points (18) en route to an 11-win season.

After graduating from CSU Bakersfield, Sanchez enjoyed a successful playing career in the United Soccer League with the Oklahoma City Energy.

The Mazatlan, Mexico native began his coaching career at Roadrunner United FC and most recently coached with the PACNW Soccer Club in Washington before making the move to San José.

## Nic Ryan

### Assistant Coach Seventh Season UC Santa Barbara, 2012

San José native Nic Ryan joined the Spartan men's soccer staff as a volunteer assistant in 2017 and was named as an assistant coach prior to the start of the 2020-21 campaign.

Since his first season on the coaching staff, the Spartans have made the WAC tournament every year (seven consecutive seasons).

Prior to his start in coaching, Ryan played four years of collegiate soccer at UC Santa Barbara from 2009-2012. He reached the NCAA Tournament three times with the Gauchos, advancing to the tournament's Third Round in two of those years.

As a senior in 2012, Ryan finished his collegiate playing career in style and was named the Big West Midfielder of the Year. He was then selected in the 2013 MLS Draft by the Houston Dynamo.

In addition to his responsibilities at SJSU, Ryan also serves on the coaching staff for Almaden FC on the club level. He currently resides in San José.

# 2022 In Review

Overall: 10-5-4 Conference: 5-2-2 Home: 6-2-1 Away: 3-3-2 Neutral: 1-0-1

##	Name	GP-GS	Min	G	A	Pts	Sh	Shot%	SOG	SOG%	YC-RC	GW	PK-ATT
8	Leroux, Beau	19-19	1617	7	2	16	62	0.113	25	0.403	2-0	3	0-0
17	Guzman, Anthony	17-1	612	4	2	10	16	0.250	10	0.625	2-0	2	0-0
14	Iniguez, Angel	15-4	598	2	5	9	18	0.111	10	0.556	0-0	1	0-0
2	Garcia, Joel	17-16	1221	4	0	8	23	0.174	10	0.435	8-0	0	0-0
6	Wood, Finlay	18-18	1491	2	3	7	30	0.067	10	0.333	2-1	0	1-1
20	Padilla, Herminio	19-19	1489	1	4	6	19	0.053	7	0.368	3-0	1	0-0
10	Lomeli, Isaac	19-17	1104	1	3	5	15	0.067	9	0.600	3-0	0	0-0
7	Nakashima, Ryota	14-4	396	2	1	5	6	0.333	4	0.667	0-0	2	0-0
21	Scarafia, Riccardo	17-14	1017	1	2	4	23	0.043	9	0.391	4-0	0	0-0
13	Barocio, Mario	17-9	846	1	1	3	10	0.100	6	0.600	2-0	0	0-0
19	Delgadillo, Diego	8-0	126	1	0	2	2	0.500	2	1.000	1-0	0	0-0
5	Poulsgaard, Kasper	18-18	1640	1	0	2	7	0.143	4	0.571	2-0	1	0-0
15	Redfield, Josh	19-18	1572	0	1	1	6	0.000	1	0.167	5-0	0	0-0
1	Sweeney, David	19-19	1730	0	1	1	0	0.000	0	0.000	4-0	0	0-0
27	Aguilera, Ernesto	3-0	69	0	0	0	1	0.000	0	0.000	0-0	0	0-0
22	Barajas, Andy	6-1	143	0	0	0	1	0.000	0	0.000	0-0	0	0-0
29	Boyce, Julian	5-0	59	0	0	0	0	0.000	0	0.000	1-0	0	0-0
3	Boyd, Jude	2-0	63	0	0	0	1	0.000	1	1.000	0-0	0	0-0
18	Corona, Emiliano	8-0	117	0	0	0	3	0.000	1	0.333	0-0	0	0-0
23	Lucas, Josh	3-0	69	0	0	0	2	0.000	0	0.000	0-0	0	0-0
12	Maldonado, Andres	7-2	241	0	0	0	3	0.000	1	0.333	2-0	0	0-0
11	Mattia, Tamba	1-0	21	0	0	0	2	0.000	0	0.000	0-0	0	0-0
4	Miranda, Eduardo	16-14	1346	0	0	0	10	0.000	5	0.500	4-0	0	0-0
16	Nishimora, Gaku	17-15	1337	0	0	0	5	0.000	3	0.600	2-0	0	0-0
9	Richards, Bennett	5-0	39	0	0	0	1	0.000	1	1.000	0-0	0	0-0
28	Ruiz-Hurst, Sebastian	3-1	64	0	0	0	0	0.000	0	0.000	0-0	0	0-0

#	Name	GP-GS	MIN	GA	GAA	SV	SV%	W	L	T	SHO	SF
1	Sweeney, David	19-19	1730:00	19	0.99	64	0.771	10	5	4	8	218
<b>Total</b>		19	1730:00	19	0.99	64	0.771	10	5	4	8	218
<b>Opponents</b>		19	1730:00	27	1.40	91	0.771				5	266

GOALS BY PERIOD	1st	2nd	OT	OT2	Total
San Jose State	14	13	0	2	27
Opponents	6	13	0	0	19

SHOTS BY PERIOD	1st	2nd	OT	OT2	Total
San Jose State	114	149	0	2	266
Opponents	84	132	0	1	218

SAVES BY PERIOD	1st	2nd	OT	OT2	Total
San Jose State	24	42	0	0	66
Opponents	33	58	0	1	92

CORNER KICKS BY PERIOD	1st	2nd	OT	OT2	Total
San Jose State	23	50	0	1	74
Opponents	39	42	0	3	82

FOULS BY PERIOD	1st	2nd	OT	OT2	Total
San Jose State	116	103	0	0	220
Opponents	124	119	0	2	258

ATTENDANCE SUMMARY	SJSU	Opp
Total	3286	6382
Dates/Avg Per Date	9/365	9/709
Neutral Site #/Average	1/268	-

SHOT STATISTICS	SJSU	OPP
Goals-Shot attempts	27-266	19-218
Goals scored per game	1.42	1.0
Shot pct.	.102	.087
Shots on goal-Attempts	119-266	85-218
SOG pct.	.447	.390
Shots/Game	14	11.5
Corner Kicks	75	82
Penalty Kicks	1-1	1-1
Penalties		
Yellow cards	48	52
Red cards	1	1
ATTENDANCE		
Total	3286	6382
Dates/Avg Per Date	9/365	9/709
Neutral Site #/Avg	1/268	

## Home Cooking - Top Men's Soccer Crowds at Spartan Soccer Complex

Aug. 25, 2017 vs. Stanford - 1,028  
Aug. 30, 2019 vs. Sacramento State - 637  
Oct. 6, 2019 vs. Houston Baptist - 544  
Sept. 9, 2019 vs. Saint Mary's - 537  
Sept. 3, 2017 vs. Sacramento State - 527

Opened prior to the 2017 season, Spartan Soccer Complex is home to both the men's and women's Spartan soccer teams. The fields have been used for World Cup team practices and MLS training sessions, among other organizations. The fields provide high quality training facilities and boasts one of the top playing surfaces on the West Coast.

The first-ever match at Spartan Soccer Complex for the men's soccer program was held against the No. 1 team in the nation at the time in the Stanford Cardinal.

## ***First SJSU Goal At Spartan Soccer Complex***

Andy Rios - 5th minute vs. UC Davis (9/1/17)

## ***First SJSU Win at Spartan Soccer Complex***

3-2 vs. UC Davis (9/1/17)

# Postseason History

## 1963 NCAA Tournament

San Francisco 2, San José State 0

## 1964 NCAA Tournament

San José State 5, Air Force 3

St. Louis 5, San José State 0

## 1966 NCAA Tournament

San Francisco 2, San José State 1

## 1967 NCAA Tournament

San José State 3, San Francisco 3 -- SJSU PK

St. Louis 4, San José State 3

## 1968 NCAA Tournament

San José State 3, UCLA 1

San José State 1, Air Force 0

Maryland 4, San José State 3

## 1969 NCAA Tournament

San José State 1, Air Force 0

San Francisco 3, San José State 1

## 1970 NCAA Tournament

Denver 2, San José State 1

## 1971 NCAA Tournament

San José State 2, San Diego State 1

San Francisco 3, San José State 2

## 1972 NCAA Tournament

San José State 4, Fresno State 0

UCLA 3, San José State 1

## 1974 NCAA Tournament

UCLA 3, San José State 2 (20T)

## 1976 NCAA Tournament

San José State 4, Washington 1

San Francisco 5, San José State 0

## 1997 WAC Championship (Fresno, Calif.)

SMU 2, San José State 1

## 1998 WAC Championship (Fresno, Calif.)

Tulsa 3, San José State 1

## 1998 NCAA Tournament

Stanford 3, San José State 2 (30T)

## 2000 MPSF Championship (Fullerton, Calif.)

San José State 1, UC Irvine 0

San José State 3, Cal State Fullerton 2

## 2000 NCAA Tournament

Indiana 4, San José State 0

## 2001 MPSF Championship (Fresno, Calif.)

San José State 2, Denver 0

Fresno State 0, San José State 0 -- FSU PK, 3-2

## 2002 MPSF Championship (Albuquerque, N.M.)

San José State 3, UNLV 3 -- SJSU PK, 5-4

New Mexico 2, San José State 1 (OT)

## 2003 MPSF Championship (Sacramento, Calif.)

San José State 2, San Diego State 1

San José State 3, New Mexico 2

## 2003 NCAA Tournament

California 2, San José State 0

## 2009 MPSF Championship (Denver, Colo.)

UNLV 4, San José State 2

## 2011 MPSF Championship (Denver, Colo.)

San José State 4, Sacramento State 2

New Mexico 3, San José State 0

## 2012 MPSF Championship (Albuquerque, N.M.)

Denver 2, San José State 1 (OT)

## 2013 WAC Championship (USAFA, Colo.)

San José State 1, CSU Bakersfield 0

Seattle University 2, San José State 1

## 2014 WAC Championship (Seattle, Wash.)

Kansas City 3, San José State 0

## 2015 WAC Championship (Kansas City, Mo.)

UNLV 3, San José State 1

## 2017 WAC Championship (Las Vegas, Nev.)

San José State 2, UTRGV 0

San José State 1, Air Force 0

Seattle University 2, San José State 1

## 2018 WAC Championship (Seattle, Wash.)

San José State 3, Seattle University 3 -- SJSU PK, 6-5

San José State 1, UTRGV 0

Grand Canyon 1, San José State 0

## 2019 WAC Championship (USAFA, Colo.)

CSU Bakersfield 1, San José State 0

## 2020-21 WAC Championship (Las Vegas, Nev.)

Air Force 2, San José State 2 -- AFA PK, 4-3

## 2021 WAC Championship (Phoenix Ariz.)

San José State 4, Utah Valley 3

Grand Canyon 4, San José State 1

## 2022 WAC Championship (Riverside, Calif.)

San José State 4, SeattleU 0

Cal Baptist 0, San José State 0 -- CBU PK, 3-1

# Coaching History

Year	Head Coach	Record	Winning Pct.
1927	A.S. Cakebread	1-3-2	.250
1928	A.S. Cakebread	1-6-0	.143
1929	A.S. Cakebread	7-1-2	.875
1930	A.S. Cakebread	3-4-0	.429

## CAKEBREAD'S SJSU CAREER RECORD 12-14-4 (4 seasons)

1931	Charles L. Walker	0-8-0	.000
1932	Charles L. Walker	1-6-1	.143
1933	Charles L. Walker	2-4-0	.333
1934	Charles L. Walker	4-5-1	.444
1935	Charles L. Walker	3-6-2	.333

## WALKER'S SJSU CAREER RECORD 10-29-4 (5 seasons)

1936	H.C. McDonald	2-7-0	.222
1937	H.C. McDonald	3-5-3	.375
1938	H.C. McDonald	10-1-4	.909
1939	H.C. McDonald	1-2-2	.818

## McDONALD'S SJSU CAREER RECORD 26-15-9 (4 seasons)

1940	Gordon Maybury	7-0-1	.938
1941	Gordon Maybury	4-0-3	.786

## MAYBURY'S SJSU CAREER RECORD 11-0-4 (2 seasons)

1942	Roy Diedericksen	6-0-0	1.000
------	------------------	-------	-------

## DIEDERICKSEN'S SJSU CAREER RECORD 6-0-0 (1 season)

1954	Julius Menendez	0-6-0	.000
1955	Julius Menendez	2-4-1	.357
1956	Julius Menendez	2-5-2	.333
1957	Julius Menendez	2-5-1	.313
1958	Julius Menendez	1-5-1	.214
1959	Julius Menendez	3-4-1	.438
1960	Julius Menendez	4-4-1	.500
1961	Julius Menendez	5-5-0	.450
1962	Julius Menendez	2-6-0	.250
1963	Julius Menendez	9-4-0	.692
1964	Julius Menendez	9-4-2	.667
1965	Julius Menendez	8-3-2	.692
1966	Julius Menendez	9-2-0	.818
1967	Julius Menendez	9-2-0	.818
1968	Julius Menendez	13-2-0	.867
1969	Julius Menendez	13-2-0	.867
1970	Julius Menendez	11-1-2	.857
1971	Julius Menendez	13-3-1	.794
1972	Julius Menendez	15-2-1	.861
1973	Julius Menendez	8-5-3	.594
1974	Julius Menendez	11-3-4	.667
1975	Julius Menendez	9-5-2	.625
1976	Julius Menendez	15-5-3	.717
1977	Julius Menendez	9-8-0	.529
1978	Julius Menendez	19-3-0	.864
1979	Julius Menendez	12-5-0	.706
1980	Julius Menendez	13-6-1	.675
1981	Julius Menendez	14-4-1	.763
1982	Julius Menendez	10-8-2	.550
1983	Julius Menendez	12-6-2	.650
1984	Julius Menendez	6-14-1	.310
1985	Julius Menendez	6-11-2	.368
1986	Julius Menendez	8-9-3	.475
1987	Julius Menendez	5-12-3	.325

Year	Head Coach	Record	Winning Pct.
1988	Julius Menendez	2-18-0	.100
1989	Julius Menendez	5-15-1	.262

## MENENDEZ'S SJSU CAREER RECORD 295-205-45 (36 seasons)

Year	Head Coach	Record	Winning Pct.
1988	Julius Menendez	2-18-0	.100
1989	Julius Menendez	5-15-1	.262
1990	Gary St. Clair	4-17-0	.190
1991	Gary St. Clair	5-14-1	.263
1992	Gary St. Clair	6-10-3	.375
1993	Gary St. Clair	9-7-2	.563
1994	Gary St. Clair	15-4-0	.789
1995	Gary St. Clair	6-11-1	.353
1996	Gary St. Clair	10-6-3	.625
1997	Gary St. Clair	9-10-0	.474
1998	Gary St. Clair	14-6-1	.700
1999	Gary St. Clair	7-11-2	.389
2000	Gary St. Clair	20-1-1	.932
2001	Gary St. Clair	9-7-4	.550
2002	Gary St. Clair	12-9-0	.571
2003	Gary St. Clair	12-7-2	.619
2004	Gary St. Clair	5-13-1	.289
2005	Gary St. Clair	11-5-3	.658
2006	Gary St. Clair	7-10-1	.417
2007	Gary St. Clair	10-9-0	.526
2008	Gary St. Clair	9-5-4	.611
2009	Gary St. Clair	9-10-1	.475
2010	Gary St. Clair	7-9-3	.447
2011	Gary St. Clair	9-8-3	.525
2012	Gary St. Clair	8-9-1	.472
2013	Gary St. Clair	4-13-4	.286

## ST. CLAIR'S SJSU CAREER RECORD 217-211-41 (24 seasons)

2014	Simon Tobin	6-11-2	.368
2015	Simon Tobin	6-11-2	.368
2016	Simon Tobin	4-13-2	.263
2017	Simon Tobin	9-11-1	.452
2018	Simon Tobin	8-10-3	.452
2019	Simon Tobin	5-12-2	.316
20/21	Simon Tobin	5-1-3	.722
2021	Simon Tobin	10-7-3	.575
2022	Simon Tobin	10-5-4	.632

## TOBIN SJSU CAREER RECORD 65-81-22 (9 seasons)



# Career Leaders

## Goals

	No.	Name	Seasons
1.	75	Ismael Perez	1975-78
2.	68	Mani Hernandez	1968-69, 71
3.	64	Giulio Bernardi	1978-81
4.	49	Al Korbus	1963-64
5.	47	Jim Zylker	1971-72
6.	46	Ed Storch	1966-68
7.	45	Sergio Cardoso	1980-81
		Henry Camacho	1966-68
9.	44	Tony Suffle	1970-73
10.	39	Fred Nourzad	1966-68

## Assists

	No.	Name	Seasons
1.	32	Joe Pimentel	1979-82
2.	29	Mani Hernandez	1968-69, 71
3.	27	Giulio Bernardi	1978-81
4.	26	Jim Zylker	1971-72
5.	25	Tony Suffle	1970-73
6.	24	Lars Lyssand	1998-2001
		John Bradley	1977-79
8.	23	Brian Weaver	1991-94
		Ismael Perez	1975-78
10.	22	Joe Silveira	1976-79

## Points

	No.	Name	Seasons
1.	173	Ismael Perez	1975-78
2.	165	Mani Hernandez	1968-69, 71
3.	157	Giulio Bernardi	1978-81
4.	120	Jim Zylker	1971-72
5.	113	Tony Suffle	1970-73
6.	105	Ed Storch	1966-68
7.	101	Sergio Cardoso	1980-81
		Henry Camacho	1966-68
		Al Korbus	1963-64
10.	89	Fred Nourzad	1966-68

## Shots


	No.	Name	Seasons
1.	365	Ismael Perez	1975-78
2.	322	Jim Zylker	1970-72
3.	286	Mani Hernandez	1968-69, 71
4.	259	Steve Swadley	1976-78
5.	242	Tony Suffle	1970-73
6.	239	Fred Nourzad	1966-68
7.	218	Ed Storch	1966-68
8.	212	Henry Camacho	1966-68
9.	202	Lars Lyssand	1998-2001
10.	174	Rory Knibbs	2013-16

## Saves

	No.	Name	Seasons
1.	253	Keith Bateman	1992-95
2.	242	John Olejnik	1980, 82-84
3.	238	Brandon Main	1994-97
4.	225	Jonathan Lester	2009-11
5.	219	Joe Gangale	1985-86
	<b>219</b>	<b>David Sweeney</b>	<b>2019-</b>
7.	212	Ryan Moore	1979-82
8.	206	Mike Taft	1988-89
9.	185	Richard Mann	2005-08
10.	171	Chris Humphreys	1997-2000

## Shutouts (Combined)

	No.	Name	Seasons
1.	18	Chris Humphreys	1997-2000
		Gary St. Clair	1970-74
<b>3.</b>	<b>17</b>	<b>David Sweeney</b>	<b>2019-</b>
4.	15	Jonathan Lester	2009-11
		Sean Keohane	1976-77
6.	13	Richard Mann	2005-08
		Ryan Moore	1979-82
8.	10	Keith Bateman	1992-95
		Paul Coffee	1977-78
10.	9	John Olejnik	1980, 82-84
		Rick Habenicht	1968



*Ismael "Easy" Perez holds three Spartans career records (goals, points and shots) and is eighth in assists. His 25 goals and 60 points in 1976 are the second most produced by a Spartan in a single season.*



# Season Leaders

## Goals

2022	Beau Leroux	7
2021	Rudi Castro	7
	Willy Miranda	7
2020-21	Rudi Castro	5
2019	Rudi Castro	9
2018	Omar Lemus	6
2017	Jeremy Romero	10
2016	Jeremy Romero	4
2015	Rory Knibbs	11
2014	Greg Harte	9
	Rory Knibbs	9
2013	Rory Knibbs	8
2012	Steven Sanchez	9
2011	Nick Cashmere	7
	Steven Sanchez	7
2010	Josh Boemecke	9
2009	Nick Cukar	8
2008	Nick Cukar	9
2007	Ismael Ibarra	9
2006	Colby Moore	4
2005	Nelson Diaz	10
2004	Tim McKinney	6
2003	Randy Poggio	14
2002	Tony Chang	5
	Johnny Gonzalez	5
	Randy Poggio	5
2001	Lars Lyssand	13
2000	Jorge Martinez	17
1999	Aman Kebreab	8
1998	Chad Harper	9
1997	Jorge Martinez	8
	Brandon Snyder	8
1996	Aman Kebreab	13
1995	Jason Martinez	10
1994	Jason Martinez	13
1993	Brian Weaver	13
1992	Matthew Ball	4
	Daniel Ortega	4
1991	Matthew Ball	4
	Scott Wiebe	4
1990	Hector Uribe	3
	Scott Wiebe	3

## Assists

2022	Angel Iniguez	5
2021	Max Allen	7
2020-21	Rudi Castro	10

2019	Omar Lemus	5
2018	Omar Lemus	4
2017	Max Allen	5
2016	Suliman Khorami	6
2015	Jonathan Colunga	4
	Alex Alcaraz	4
2014	Jonathan Colunga	8
2013	Frankie Beauchamp	6
2012	Jonathan Salceda	6
2011	Roberto Casteneda	5
	Steven Sanchez	5
2010	Nick Cukar	4
2009	Ricky Dorrego	6
2008	Colby Moore	8
2007	Ricky Dorrego	5
2006	Julio Gonzalez	2
	Hiroki Akiyama	2
	Gavin Wenyon	2
	Ed Brand	2
2005	Gavin Wenyon	9
2004	Marvin Sorto	7
2003	Tim McKinney	8
2002	Frank Mata	4
2001	Lars Lyssand	10
2000	Jorge Martinez	11
1999	Henning Iverson	4
	Jacob Kurey	4
1998	Eduardo Martinez	10
1997	Chad Harper	4
1996	Aman Kebreab	6
	Jody Riehl	6
	Justin Smith	6
1995	Jason Martinez	6
1994	Brian Weaver	12
1993	Brian Weaver	7
1992	Spencer Belideau	3
	Anthony Hare	3
	Scott Wiebe	3
1991	Brian Weaver	3
1990	Phoung Ngo	6

## Points

2022	Beau Leroux	16
2021	Rudi Castro	18
	Willy Miranda	18
2020-21	Rudi Castro	20
2019	Rudi Castro	20
2018	Omar Lemus	16

2017	Jeremy Romero	20
2016	Jeremy Romero	8
2015	Rory Knibbs	23
2014	Rory Knibbs	20
2013	Rory Knibbs	18
2012	Steven Sanchez	21
2011	Steven Sanchez	19
2010	Josh Boemecke	18
2009	Nick Cukar	17
2008	Nick Cukar	18
2007	Ismael Ibarra	21
2006	Colby Moore	8
	Hiroki Akiyama	8
2005	Nelson Diaz	22
2004	Tim McKinney	16
2003	Randy Poggio	32
2002	Tony Chang	13
2001	Lars Lyssand	36
2000	Jorge Martinez	45
1999	Aman Kebreab	17
1998	Chad Harper	22
1997	Brandon Snyder	19
1996	Aman Kebreab	32
1995	Jason Martinez	24
1994	Brian Weaver	28
1993	Brian Weaver	33
1992	Matthew Ball	10
1991	Scott Wiebe	10
1990	Phoung Ngo	12

## Shots

2022	Beau Leroux	62
2021	Willy Miranda	54
2020-21	Rudi Castro	28
2019	Rudi Castro	59
2018	Omar Lemus	36
2017	Jeremy Romero	38
2016	Alex Alcaraz	34
2015	Rory Knibbs	60
2014	Greg Harte	45
2013	Rory Knibbs	46
2012	Steven Sanchez	54
2011	Nick Cashmere	59
2010	Josh Boemecke	56
2009	Nick Cukar	47
2008	Efrain Burgos	77
2007	Efrain Burgos	63

# Season Leaders

2006	Hiroki Akiyama	40
2005	Nelson Diaz	76
2004	Johnny Gonzalez	46
2003	Randy Poggio	63
2002	Frank Mata	33



*Manny Espinoza led the Spartans with 69 saves in 2013 and was in goal for each of the team's wins. He was named team MVP and was selected to the WAC All-Tournament Team.*

2001	Lars Lyssand	59
2000	Isaias Bardales	86
1999	Isaias Bardales	52
1998	Brandon Snyder	73
1997	Brandon Snyder	60
1996	Aman Kebreab	53
1995	Jason Martinez	45
1994	Brian Weaver	63
1993	Brian Weaver	43
1992	Scott Wiebe	45
1991	Scott Wiebe	40
1990	Hector Uribe	33

## Saves

2022	David Sweeney	64
2021	David Sweeney	65

2020-21	David Sweeney	23
2019	David Sweeney	67
2018	Alex Clewis	95
2017	David Heredia	23
2016	Nedin Tucakovic	89
2015	Emmanuel Espinoza	49
2014	Felix Petermann	51
2013	Emmanuel Espinoza	69
2012	Michael Schwinn	58
2011	Jonathan Lester	105
2010	Jonathan Lester	72
2009	Jonathan Lester	48
2008	Lewis Sweeney	58
2007	Lewis Sweeney	50
2006	Richard Mann	72
2005	Richard Mann	58
2004	Dan Benton	91
2003	Tyler Tratten	64
2002	Eddie Dominguez	39
2001	Dan Benton	36
2000	Chris Humphreys	50
1999	Chris Humphreys	34
1998	Chris Humphreys	31
1997	Brandon Main	60
1996	Brandon Main	65
1995	Keith Bateman	65
1994	Brandon Main	60
1993	Keith Bateman	79
1992	Keith Bateman	79
1991	Chris Hightower	82
1990	Kevin Raak	74

## Wins

2022	David Sweeney	10
2021	David Sweeney	7
2020-21	David Sweeney	4
2019	David Sweeney	5
2018	Alex Clewis	7
2017	David Heredia	7
2016	Nedin Tucakovic	4
2015	Emmanuel Espinoza	4
2014	Felix Petermann	5
2013	Emmanuel Espinoza	4
2012	Michael Schwinn	5
2011	Jonathan Lester	9
2010	Jonathan Lester	5
2009	Jonathan Lester	9

2008	Lewis Sweeney	6
2007	Lewis Sweeney	6
2006	Richard Mann	7
2005	Richard Mann	8
2004	Dan Benton	5
2003	Tyler Tratten	6
2002	Michael Lawrence	5
2001	Dan Benton	2
	Eddie Dominguez	2
	Gilbert Vega	2
2000	Chris Humphreys	20
1999	Gilbert Vega	4
1998	Chris Humphreys	3
1997	Brandon Main	7
1996	Brandon Main	10
1995	Keith Bateman	6
1994	Brandon Main	8
1993	Keith Bateman	9
1992	Keith Bateman	5
1991	Chris Hightower	5
1990	Kevin Raak	4

## Shutouts

2022	David Sweeney	8
2021	David Sweeney	4
2020-21	David Sweeney	1
	Eric Waltz	1
2019	David Sweeney	4
2018	Alex Clewis	2
2017	David Heredia	6
2016	Nedin Tucakovic	2
2015	Felix Petermann	2
2014	Felix Petermann	3
2013	Emmanuel Espinoza	3
2012	Manny Espinosa	2
	Michael Schwinn	2
2011	Jonathan Lester	3
2010	Jonathan Lester	5
2009	Jonathan Lester	7
2008	Lewis Sweeney	4
2007	Lewis Sweeney	3
2006	Richard Mann	5
2005	Richard Mann	4
2004	Dan Benton	2
2003	Eddie Dominguez	3
2002	Dan Benton	2
	Michael Lawrence	2

## Team Season Records

Goals:	99	1968
Assists:	93	1978
Points:	229	1978
Shots:	661	1978
Saves:	152	1984
Fewest Goals Allowed:	11	2020-21
Most Shutouts:	14	2000
Most Wins:	20	2000
Fewest Wins:	0	1931, 1954
Highest Winning Pct.:	1.000	1942
Most Losses:	18	1988
Fewest Losses:	0	1940, 1941, 1942
Lowest Winning Pct.:	.000	1931, 1954
Most Ties:	5	1938, 1974, 2001, 2008, 2013, 2022

## Miscellaneous Records

All-Time Record	640-555-129 (.532)
Conference Tournament	12-13-5 (.483)
NCAA Tournament	7-14-1 (.340)
When Scoring 3 or More Goals	306-21-10 (.923)
Longest Winning Streak:	13 (1965-1996, 2000)

## The Last Time A Spartan...

Had 5 or more points in a game	3/26/2021 (Willy Miranda at California Baptist)
Scored multiple goals in a game	11/11/2022 (Anthony Guzman vs. SeattleU)
Scored a Hat Trick	3/26/2021 (Willy Miranda at California Baptist)
Tallied multiple assists in a game	10/16/2022 (Isaac Lomeli vs. Utah Tech)
Tallied three assists in a game	3/31/2021 (Rudi Castro at Utah Valley)
Attempted 10 shots or more in a game	9/18/2008 (Efrain Burgos, Jr. vs. Cal Poly)
Made 10 or more saves in a game	10/25/2019 (David Sweeney vs. Utah Valley)

# Season Records/Honors

## All-Western Athletic Conference

Beau Leroux - First Team	2022
Finlay Wood - First Team	2022
Eduardo Miranda - Second Team	2022
Kasper Poulsgaard - Second Team	2022
David Sweeney - Second Team	2022
Rudi Castro - First Team	2021
Max Allen - First Team	2021
Kasper Poulsgaard - First Team	2021
Max Allen - First Team	2020-21
Rudi Castro - First Team	2020-21
Willy Miranda - Second Team	2020-21
Carlos Gomez-Zavala - Honorable Mention	2020-21
Kasper Poulsgaard - Honorable Mention	2020-21
David Sweeney - Honorable Mention	2020-21
Joel Garcia - Freshmen Team	2020-21
Max Allen - First Team	2019
Rudy Castro - Second Team	2019
David Sweeney - Freshmen Team	2019
Carlos Gomez-Zavala - Honorable Mention	2019
Andy Rios - First Team	2018
Max Allen - Second Team	2018
Omar Lemus - Honorable Mention	2018
Willy Miranda - Honorable Mention	2018
Jonathan Partida - Honorable Mention	2018
Andy Rios - Second Team	2017
Jeffery Dukes - Honorable Mention	2017
Jeremy Romero - Honorable Mention	2017
Max Allen - Freshmen Team	2017
Omar Lemus - Freshmen Team	2017
Jonathan Colunga - Second Team	2016
Rory Knibbs - First Team	2015
Jonathan Colunga - First Team	2015
Rory Knibbs - Second Team	2014
Jonathan Colunga - Second Team	2014
Rory Knibbs - Second Team	2013
Isaias Bardales, Jr. - First Team	1999
Ryan Suarez - First Team	1999
Aman Kebreab - Second Team	1999
Lars Lyssand - Second Team	1999
Eduardo Martinez - First Team	1998
Brandon Snyder - First Team	1998
Adriano Allain - Second Team	1998
Ryan Suarez - Second Team	1998
Todd Duncan - First Team	1997
Jorge Martinez - First Team	1997
Brandon Snyder - Second Team	1997
Aman Kebreab - First Team	1996
C.J. Brown - Second Team	1996

## Western Athletic Conference All-Tournament Team

Anthony Guzman	2022
Finlay Wood	2022
Kasper Poulsgaard	2022
Rudi Castro	2020-21
Max Allen	2018
Omar Lemus	2018
Andy Rios	2018

Andy Rios	2017
Max Allen	2017
Jonathan Partida	2017
Emmanuel Espinoza	2013
Rory Knibbs	2013
Jamison Loveless	2013
Eduardo Martinez	1998

## Western Athletic Conference Co-Freshman of the Year

Isaias Bardales - Freshman	1999
Jorge Martinez - Freshman	1997

## Western Athletic Conference Players of the Week

Beau Leroux	2022
David Sweeney	2022
David Sweeney	2021
David Sweeney	2021
Kasper Poulsgaard	2021
Rudi Castro	2020-21
Rudi Castro	2020-21
David Sweeney	2020-21
Eric Waltz	2020-21
David Sweeney	2019
Alex Clewis	2018
David Heredia	2017
Andy Rios	2017
Jonathan Partida	2016
Rory Knibbs	2015
Rory Knibbs	2014
Felix Petermann	2014
Isaias Bardales, Jr.	1999
Arman Kebreab	1999
Todd Duncan	1998
Eduardo Martinez	1998
Brandon Snyder	1998
Jorge Martinez	1997
Aman Kebreab	1996
Jody Riehl	1996

## All-MPSF

Steve Sanchez - First Team	2012
Nick Murphy - Second Team	2012
Jonathan Salceda - Honorable Mention	2012
Jonathan Lester - First Team	2011
Steve Sanchez - Second Team	2011
Nick Cashmere - Third Team	2011
Sam Boemecke - First Team	2010
Sam Hodgson - Second Team	2010
Nick Murphy - Honorable Mention	2010
Nick Cukar - First Team	2009
Oscar Monjaras - First Team	2009
Jonathan Lester - Second Team	2009
Colby Moore - Second Team	2009
Josh Boemecke - Honorable Mention	2009
Brian McGuire - Honorable Mention	2009
Ed Brand - First Team	2008
Nick Cukar - First Team	2008
Hiroki Akiyama - Second Team	2008

# Season Records/Honors

Colby Moore - Second Team	2008
Josh Boemecke - Honorable Mention	2008
Sam Shore - Honorable Mention	2008
Ismael Ibarra - First Team	2007
Hiroki Akiyama - Second Team	2007
Ed Brand - Second Team	2007
Nick Cukar - Honorable Mention	2007
Julio Gonzalez - Honorable Mention	2007
Ed Brand - First Team	2006
Diego Soto - First Team	2006
Hiroki Akiyama - Second Team	2006
Daniel Perez - Second Team	2006
Richard Mann - Third Team	2006
Patrick Scheufler - Third Team	2006
Nelson Diaz - First Team	2005
Johnny Gonzalez - Second Team	2005
Ismael Ibarra - Second Team	2005
Ed Brand - Honorable Mention	2005
Darrin Domingo - Honorable Mention	2005
Richard Mann - Honorable Mention	2005
Dan Oka - Honorable Mention	2005
Dylan Pender - Honorable Mention	2005
Diego Soto - Honorable Mention	2005
Gavin Wenyon - Honorable Mention	2005
Johnny Gonzalez - First Team	2004
Richard Halvorsen - Second Team	2004
Frank Mata - Second Team	2004
Tim McKinney - Honorable Mention	2004
Johnny Gonzalez - First Team	2003
Frank Mata - First Team	2003
Randy Poggio - First Team	2003
Frankie Sanfilippo - First Team	2003
Tyler Tratten - First Team	2003
Frankie Sanfilippo - First Team	2002
Tony Chang - First Team	2002
Johnny Gonzalez - Second Team	2002
Francisco Martinez - Second Team	2002
Rawlston Masaniai - Second Team	2002
Kohta Gaines - Honorable Mention	2002
Richard Halvorsen - Honorable Mention	2002
Lars Lyssand - First Team	2001
Gonzalo Guerra - Honorable Mention	2001
Frankie Sanfilippo - Honorable Mention	2001
Isaias Bardales (Mountain Division) - First Team	2000
Chris Humphreys (Mountain Division) - First Team	2000
Jorge Martinez (Mountain Division) - First Team	2000
Frankie Sanfilippo (Mountain Division) - First Team	2000
Ryan Suarez (Mountain Division) - First Team	2000
Dan Fife (Mountain Division) - Second Team	2000
Lars Lyssand (Mountain Division) - Second Team	2000
Jason Martinez - First Team	1995
Espen Soraa - First Team	1995
C.J. Brown - Second Team	1995
Jason Martinez - First Team	1994
Brian Weaver - First Team	1994
Tony Alejandre - Honorable Mention	1994
C.J. Brown - Honorable Mention	1994
Espen Soraa - Honorable Mention	1994

Ismael Ibarra	2005
Ed Brand	2005
Nelson Diaz	2005
Tim McKinney	2004

## MPSF Player of the Year

Lars Lyssand - Defensive	2001
Ryan Suarez - Mountain Division	2000

## MPSF Co-Newcomer of the Year

Ismael Ibarra	2005
---------------	------

## NCAA Hermann Trophy

Mani Hernandez	1968
----------------	------

## NSCAA Soccer Hall of Fame

Julius Menendez	2000
-----------------	------

## NSCAA All-Americans

Efiok Akpan - Honorable Mention	1964
Giulio Bernardi - Second Team	1981
Henry Camacho - Second Team	1966
Henry Camacho - First Team	1967
Sergio Cardoso - Third Team	1981
Lew Fraser - First Team	1965
Mani Hernandez - First Team	1968
Mani Hernandez - First Team	1969
Chris Humphreys - Second Team	2000
David Kingsley - Honorable Mention	1963
Albert Korbus - First Team	1964
Steve Locci - Honorable Mention	1966
Frank Mangiola - Second Team	1965
Jorge Martinez - First Team	2000
Fred Nourzad - First Team	1968
Ismael Perez - Honorable Mention	1976
Aladin Rodrigues - First Team	1970
Art Romswinkel - Second Team	1969
John Smillie - Honorable Mention	1975
Ed Storch - Second Team	1967
Ed Storch - Honorable Mention	1968
Ryan Suarez - First Team	2000
Tony Suffle - Second Team	1972
Jim Zylker - Second Team	1972

## CollegeSoccer.com All Americans

Chris Humphreys - First Team	2000
Jorge Martinez - Honorable Mention	2000
Ryan Suarez - First Team	2000

## United Soccer Coaches National Player of the Week

Rudi Castro - Apr. 5	2020-21
----------------------	---------

## United Soccer Coaches All-Far West Region

Beau Leroux - Third Team	2022
Kasper Poulsen - Third Team	2022
Andy Rios - Third Team	2018
Andy Rios - Third Team	2017
Jonathan Colunga - Third Team	2016
Rory Knibbs - Second Team	2015

## CoSIDA/ESPN The Magazine Academic All-America

Nick Murphy - Third Team	2012
--------------------------	------

# Season Records/Honors

## CoSIDA Academic All-District VIII

Willy Miranda - First Team	2021
Hiroki Akiyama - First Team	2007, 2008
Nick Murphy - First Team	2010, 2011, 2012

## NSCAA/Adidas College Scholar All-Far West Region

Heather Oranje - Honorable Mention	2006
------------------------------------	------

## Academic All-MPSF

Dan Addiego	2009-11
Hiroki Akiyama	2005-08
Ed Brand	2007-08
Omri Brinner	2010-11
Savio Carrizo	2007
Nick Cukar	2008-10
Richard Halvorsen	2002, 2004
Oscar Monjaras	2007-09
Jacob Morrison	2007
Dylan Murphy	2010
Nick Murphy	2010-12
Steven Sanchez	2010
Sam Shore	2007-08
Lewis Sweeney	2008
Ryan Thomas	2012
Austin Vogt	2011

## Academic All-WAC

Emiliano Corona	2022
Ryota Nakashima	2022
Josh Redfield	2022
David Sweeney	2022
Finlay Wood	2022
Andy Barajas	2020-21
Jered Mariani	2020-21
Willy Miranda	2020-21
Josh Redfield	2020-21
David Sweeney	2020-21
Finlay Wood	2020-21
Eduardo Buenfil	2019
Jonathan Colunga	2014-15
Jeff Dukes	2017-19
Todd Duncan	1996-98
Emmanuel Espinoza	2013, 2015
Andrew Kelly	2013
Rory Knibbs	2015
Jamison Loveless	2013
Brandon Main	1996
Kyle O'Mahoney	2013
Jered Mariani	2019
Eric Mendez	2015
Willy Miranda	2019
Victor Parra	2015
Felix Petermann	2013, 2015
Claus Petersen	1996

## WAC Coach of the Year

Simon Tobin	2021
-------------	------

## Davidson adidas Classic All-Tournament

Ed Brand (MVP)	2007
Hiroki Akiyama	2007
Nick Cukar	2007
Gavin Wenyon	2007

## SJSU Sports Hall of Fame

Henry Comacho	1968
Mani Hernandez	1971
Dave Kingsley	1963
Julius Menendez	1954-89



# All-Time Series Records (Since 1954)

Air Force	24-13-7	NJIT	0-1-0
Alabama A&M	0-1-0	New Mexico	8-17-1
Albany State	1-0-0	Notre Dame de Namur	7-1-0
American	0-1-0	Oneonta State	1-0-0
Biola	1-0-0	Oregon	1-0-0
Bradley	1-1-0	Oregon State	1-7-0
British Columbia	3-3-3	Pacific	24-6-0
Brown	1-0-0	Portland	1-2-1
BYU	4-0-0	Puget Sound	1-0-0
California	22-27-5	Sacramento State	32-22-4
Cal Baptist	1-3-2	Saint Louis	0-6-0
Cal Poly	11-8-3	Saint Mary's	20-14-2
Cal Poly Pomona	1-0-0	San Diego	0-3-0
Cal State Fullerton	13-13-3	San Diego State	10-5-1
Cal State Hayward	21-8-1	San Francisco	19-48-5
Cal State Monterey Bay	5-0-0	San Francisco CC	1-10-0
Cal State Northridge	8-6-1	San Francisco State	32-5-6
Cal State San Bernardino	1-0-0	San Jose CC	1-0-0
Charlotte	1-0-0	Santa Clara	30-29-6
Chicago State	0-0-1	Seattle University	10-11-4
Chico State	15-9-4	Seattle Pacific	0-1-2
Cleveland State	0-2-0	Simon Fraser	0-1-0
College of Charleston	1-0-0	SMU	0-6-1
Cornell	1-0-0	Sonoma State	1-0-0
CSU Bakersfield	13-8-1	Stanford	27-35-8
Davidson	1-0-0	Stanislaus State	3-0-0
Denver	10-12-1	TCU	5-1-0
Diablo Valley	1-0-0	Tulsa	3-3-0
Dixie State	1-0-0	UC Davis	14-10-2
Drury	2-0-0	UC Irvine	13-9-0
Fresno Pacific	2-0-1	UC Riverside	4-4-2
Fresno State	9-24-2	UC Santa Barbara	14-14-1
Gonzaga	0-1-1	UC Santa Cruz	4-0-0
Grand Canyon	4-3-2	UCLA	5-15-4
Hartwick College	1-0-0	UNLV	17-28-6
Hawai'i	1-0-0	US International	4-3-0
Houston Christian	6-5-2	USC	3-1-0
Howard	1-0-0	Utah Valley	4-2-1
Humboldt State	2-1-0	UTRGV	6-2-2
Incarnate Word	7-2-0	Warner Pacific	1-0-0
Indiana	0-2-0	Washington	3-3-2
Kansas City	5-2-1	Washington State	1-0-0
Long Beach State	3-1-0	Western Illinois	0-1-0
Loyola Chicago	1-0-0	Western Washington	2-0-0
Loyola Marymount	9-5-1	Westmont	5-1-2
Maryland	0-1-0		
Massachusetts	1-0-0		
Menlo College	2-0-0		
Monterey Naval Academy	2-0-0		
Nebraska-Omaha	1-0-0		



# All-Time Series Records (Since 1954)

## Air Force (24-13-7)

1963	W	6-5
1964	T	3-3
	W	5-3
1968	W	1-0
1969	W	2-1
	W	1-0
1981	H	W 6-1
1992	H	W 5-3
1993	A	L 0-6
1994	H	W 4-0
1995	A	L 2-4
1996	A	L 1-3
1997	H	W2OT 3-2
1998	A	T 2-2
2000	H	W 3-0
	A	W 1-0
2001	H	T 1-1
2002	A	W 4-2
2003	H	W 3-0
2004	A	L 0-2
	H	W 3-2
2005	H	L 2-3
	A	W 1-0
2006	H	WOT 1-0
	A	L 0-1
2007	A	W 3-1
	H	LOT 2-3
2008	H	W 1-0
	A	W 1-0
2009	H	W 1-0
2010	A	L 0-2
2011	H	L 0-1
2012	A	L 1-3
2013	H	T 1-1
2014	A	W 5-1
2015	H	T 1-1
2016	A	W 1-0
2017	H	L 0-4
	N	W 1-0
2018	A	L 0-4
2019	H	W 2-0
2020-21	N	T 2-2 (3-4 p)
2021	A	L 0-2
2022	A	T 1-1

## Alabama A&M (0-1-0)

2002	H	L2OT	2-3
------	---	------	-----

## Albany State (1-0-0)

1978	W	2-1
------	---	-----

## American (0-1-0)

1984	N	L	1-2
------	---	---	-----

## Biola (1-0-0)

1970	W	1-0
------	---	-----

## Bradley (1-1-0)

2012	H	W	3-2
2014	A	L2OT	2-3

## British Columbia (3-3-3)

1965	L	0-8
1967	W	3-1
1968	L	2-4
1970	T	1-1
1971	W	1-0
	T	1-1
1972	T	2-2
1973	L	1-2
1996	H	W 2-1

## Brown (1-0-0)

1986	H	W	3-0
------	---	---	-----

## BYU (4-0-0)

1982	W	1-0
1983	N	W 2-0
1984	N	W 2-1
1986	H	W 3-2

## California (22-27-5)

1954	L	1-6
1955	L	2-5
1956	L	0-4
1957	L	0-2
1958	T	1-1
1959	L	2-3
1960	L	0-11
1961	L	2-6
1962	L	0-4
1963	L	1-2
	W	2-1
1964	W	2-1
	W	4-2
1965	T	1-1
	L	1-2
1966	W	5-2
1967	T	2-2
1968	W	6-0
	W	7-0
1969	W	5-0
1970	W	3-0
1971	W	3-1

1972	W	3-2
1973	T	1-1
1974	W	3-1
1975	L	1-3
1976	W	1-0
1977	L	1-2
1978	W	3-2
1979	W	2-0
1980	H	W 4-0
1981	A	L 1-3
1982	T	1-1
	W	3-1
1984	H	L 0-3
1986	H	W 2-1
1987	A	T 1-1
1988	H	L 0-5
1989	A	L 2-3
1990	H	L 0-2
1991	H	W 1-0
1992	H	L 0-2
1993	A	L 2-3
1994	H	L 2-3
1995	A	W 1-0
1996	H	W 4-2
1997	A	L 0-1
1998	H	W 2-1
2000	A	W 3-2
2001	H	L 2-3
2002	H	L 1-2
2003	A	LOT 1-2
	A	L 0-2
2004	A	L 0-2
2006	H	L 0-2

## Cal Baptist (1-3-2)

2018	H	L	0-1
2019	A	L	1-2
2020-21	A	W	4-0
2021	A	T	1-1
2022	H	L	0-1
	A	T	0-0

## Cal Poly (11-8-3)

1966	W	10-1
1968	W	6-0
1981	H	W 4-1
1983	L	1-2
1985	A	L 0-6
1993	H	W 2-0
1994	H	W 3-2
1995	A	L 2-4
1997	H	W 2-0
1998	A	W 3-0

1999	H	W	3-1
2000	A	W	2-0
2001	H	W	4-0
2002	A	W	2-1
2003	H	T	0-0
2004	A	T	0-0
2005	H	L	1-2
2006	A	L	0-3
2008	H	T	2-2
2009	A	L	1-2
2012	H	L	1-3
2013	A	L	1-6

## Cal Poly Pomona (1-0-0)

1960	W	3-2
------	---	-----

## Cal State Fullerton (13-13-3)

1970	W	4-0
1974	W	5-2
1976	W	5-4
1977	W	3-1
1979	L	2-4
1980	H	L 0-2
1981	H	W 2-1
1982	W	2-0
1983	W	2-1
1984	H	T 0-0
1985	A	LOT 1-2
1986	H	WOT 1-0
1987	H	L 2-3
	A	L 1-2
1988	H	W 2-1
	A	L 0-3
1989	A	T 0-0
	H	L 1-4
1990	H	L 0-2
	A	L 0-1
1991	H	LOT 3-7
	A	W 4-2
1995	N	L 1-2
	H	L 2-5
1998	A	W 3-1
2000	A	W 3-2
2005	A	T 2-2
2006	H	LOT 2-3
2010	A	W 1-0

## Cal State Hayward (21-8-1)

1967	W	9-1
1969	W	6-0
1970	W	10-1

# All-Time Series Records (Since 1954)

1970	W	9-0
1972	W	6-1
	W	10-0
1973	W	3-0
1974	T	1-1
1975	L	0-3
	W	3-0
1976	L	1-4
1977	W	4-1
1978	W	
1979	WOT	3-2
1980	H	W 2-0
1981	H	W 3-0
1982	W	1-0
1983	W	5-2
1984	A	L 1-3
1985	H	LOT 1-3
1986	A	LOT 2-3
1987	H	L 1-6
1988	A	L 1-2
1989	H	W 2-1
1990	A	L 2-3
1991	H	WOT 2-1
1992	A	W 1-0
1993	H	W 5-1
1994	A	W 2-0
1995	H	W 3-0

## Cal State Monterey Bay (5-0-0)

2001	H	W 6-0
2002	H	W2OT 2-1
2003	H	W 3-1
2004	H	W 4-1
2010	H	W 4-0

## Cal State Northridge (8-6-1)

1982	W	2-0
1983	T	1-1
1986	N	L 1-2
1992	A	L 0-2
1993	H	W 2-1
1995	H	W 4-3
1997	A	WOT 1-0
1998	H	W 9-2
2000	H	W 1-0
2001	A	L 1-4
2002	H	W 1-0
2003	A	L 0-5
2010	N	W 3-1
2017	A	L 1-2
2018	H	L 0-1

## Cal State San Bernardino (1-0-0)

2000	H	W 8-1
------	---	-------

## Charlotte (1-0-0)

2007	N	W 2-1
------	---	-------

## Chicago State (0-0-1)

2022	H	T 0-0
------	---	-------

## Chico State (15-9-4)

1963	W	6-4
1965	W	9-0
1966	W	9-0
1967	W	1-0
1968	W	9-2
1970	W	1-0
1972	W	1-0
	W	3-0
1973	T	1-1
1974	T	1-1
1975	L	2-4
1976	W	1-0
1977	L	1-2
1978	W	
1979	WOT	4-2
1980	N	L 0-1
	A	T 2-2
1981	H	W 2-1
1982	L	0-1
1983	L	0-2
1984	A	W 3-0
1985	H	L 1-2
1986	A	WOT 2-0
1987	H	T 2-2
1988	A	L 0-4
1989	H	L 0-1
1990	A	L 0-1
1992	H	W 4-1

## Cleveland State (0-2-0)

1990	H	L 0-1
2011	H	L 0-2

## College of Charleston (1-0-0)

2007	H	W 4-0
------	---	-------

## Cornell (1-0-0)

1978	W	2-0
------	---	-----

## CSU Bakersfield (13-8-1)

2007	H	W 2-0
2008	A	W 2-0

2009	A	W 4-2
2010	H	LOT 1-2
	A	L 0-1
2011	H	L 0-2
	A	W 2-1
2012	A	W 2-1
	H	W 1-0
2013	H	L 3-4
	A	L 0-1
	N	W 1-0
2014	A	L 1-5
	H	W 2-0
2015	H	T 0-0
2016	A	L 1-2
2017	H	W 1-0
2018	A	W 2-1
2019	H	W 3-2
	N	L 0-1
2021	A	W 2-1
2022	H	W 2-1

## Davidson (1-0-0)

2007	A	W2OT 3-2
------	---	----------

## Denver (10-12-1)

1964	L	1-2
1970	L	1-2
2000	H	W 2-0
	A	W 3-1
2001	H	L 2-3
	N	W 2-0
2002	H	WOT 1-0
2003	A	W 2-1
2004	A	L 1-3
	H	W 3-2
2005	H	W 3-1
	A	WOT 2-1
2006	H	L 0-1
	A	L 0-3
2007	A	LOT 1-2
	H	LOT 1-2
2008	H	LOT 2-3
	A	T 3-3
2009	H	W2OT 1-0
2010	A	L 1-3
2011	H	W 3-0
2012	A	L 0-4
	N	LOT 1-2
2013	H	L 3-4
	A	L 0-1
	N	W 1-0
2014	A	L 1-5
	H	W 2-0
2015	H	T 0-0
2016	A	L 1-2
2017	H	W 1-0
2018	A	W 2-1
2019	H	W 3-2
	N	L 0-1
2021	A	W 2-1
2022	H	W 2-1

## Diablo Valley (1-0-0)

1965	W	12-0
------	---	------

## Dixie State/Utah Tech (3-0-0)

2020-21	A	W 2-1
2021	H	W 3-0
2022	A	W 2-0

## Drury (2-0-0)

1999	H	W 6-2
	H	W 2-1

## Fresno Pacific (2-0-1)

1983	WOT	2-1
2011	H	W 4-1
2012	H	T 1-1

## Fresno State (9-24-2)

1971	W	6-0
1972	W	4-0
1977	W	2-0
1978	W	
1979	WOT	2-1
1980	A	W 3-0
1981	H	L 2-3
1982	L	1-3
1983	L	0-2
1984	A	L 0-1
1985	H	L 0-2
1986	A	L 0-3
1987	A	L 0-6
	H	L 0-8
1988	H	L 0-3
	A	L 0-2
1989	A	L 1-3
	H	L 0-6
1990	H	L 0-3
	A	L 0-4
1991	H	L 0-5
	A	L 0-4
1992	A	L 0-4
1993	H	T 2-2
1994	A	L 1-2
1995	H	L 0-2
1996	A	L 1-2
1997	H	L 0-2
1998	A	L 1-2
1999	H	LOT 2-3
	A	L 1-2
2000	A	W 4-0
	H	W 2-0
2001	A	W 2-1
	N	T4OT 0-0

# All-Time Series Records (Since 1954)

## Gonzaga (0-1-1)

1993	H	T	2-2
1996	H	L	1-3

## Grand Canyon (5-4-2)

2013	H	W	3-1
2014	A	W	2-1
2015	H	W	6-0
2016	A	T	1-1
2017	H	L2OT	0-1
2018	H	W	1-0
	N	L	0-1
2019	A	T2OT	2-2
2020-21	H	L	2-1
2021	H	W	2-1
2022	A	L	0-3

## Hartwick College (1-0-0)

1978		W	2-1
------	--	---	-----

## Hawai'i (1-0-0)

1974		W	2-0
------	--	---	-----

## Houston Baptist/Houston Christian (6-5-2)

2009	N	L	0-1
	A	W	2-0
2012	H	W	2-0
2013	A	L	1-5
2014	H	W	3-1
2015	A	LOT	1-2
2016	H	W	2-1
2017	A	W	1-0
2018	A	T	2-2
2019	H	LOT	2-3
2020-21	A	T2OT	1-1
2021	H	W	3-2
2022	H	T	1-1

## Howard (1-0-0)

2009	N	W	1-0
------	---	---	-----

## Humboldt State (2-1-0)

1981	N	W	6-0
1992	H	L	0-1
1994	H	W	6-1

## Incarnate Word (7-2-0)

2014	H	L	0-1
2015	A	W	2-1
2016	H	L	1-4
2017	A	W	2-0
2018	H	W	3-1

2019	A	W	2-1
2020-21	H	W(OT)	2-1
2021	A	W	1-0
2022	A	W	2-1

## Indiana (0-2-0)

1978	H	L	0-1
2000	N	L	0-4

## Kansas City (5-2-1)

2013	A	W	3-1
2014	A	T	1-1
	N	L	0-3
2015	H	W	2-0
2016	A	W	2-1
2017	H	W	4-3
2018	A	L	0-1
2019	H	W	6-0

## Long Beach State (3-1-0)

1969		W	6-3
1978		W	4-1
1983		W	2-1
1984	H	L	3-4

## Loyola Chicago (1-0-0)

2000	N	W	3-0
------	---	---	-----

## Loyola Marymount (9-5-1)

1983	N	W	5-0
		W	6-1
1987	H	W	4-1
1993	A	W	5-0
1994	H	W	6-0
1996	A	T	2-2
1997	A	W2OT	2-1
2000	A	W	2-0
2002	H	L	1-3
2003	A	LOT	1-2
2009	A	L	0-1
2010	H	W	2-1
2011	A	WOT	2-1
2015	A	L	0-1
2016	H	LOT	0-1

## Maryland (0-1-0)

1968		L	3-4
------	--	---	-----

## Massachusetts (1-0-0)

2014	H	W	4-1
------	---	---	-----

## Menlo College (2-0-0)

1961		W	3-0
------	--	---	-----

		W	9-0
--	--	---	-----

## Monterey Naval Academy (2-0-0)

1971		W	9-0
1973		W	2-0

## NJIT (0-1-0)

2012	H	L	2-4
------	---	---	-----

## New Mexico (8-17-1)

1968		W	4-0
1993	N	LOT	3-5
1995	A	LOT	1-2
1996	A	W	2-0
1997	H	WOT	4-3
1998	A	W	1-0
2001	A	W	1-0
2002	H	LOT	0-1
	N	LOT	1-2
2003	A	L	0-1
	N	W	3-2
2004	H	L	1-5
	A	L	0-2
2005	A	WOT	3-2
	H	L	1-3
2006	A	L	0-2
	H	L	1-3
2007	H	L	1-4
	A	L	1-5
2008	A	LOT	0-1
	H	W	1-0
2009	H	LOT	0-1
2010	H	T	0-0
2011	A	L	0-1
	N	L	0-3
2012	H	L	0-1

## Notre Dame de Namur (7-1-0)

1992	H	W	2-0
2002	H	WOT	1-0
2003	H	W	6-0
2004	H	LOT	2-3
2005	H	W	2-1
2006	H	W	2-1
2008	H	W	3-0
2009	H	W	5-0

## Omaha (1-0-0)

2011	H	W	2-0
------	---	---	-----

## Oneonta State (1-0-0)

1978		W	2-1
------	--	---	-----

## Oregon (1-0-0)

1977		W	7-0
------	--	---	-----

## Oregon State (1-7-0)

1992	A	L	0-2
1993	H	LOT	0-1
1994	A	W	4-1
1995	H	L	1-3
1996	H	LOT	1-2
2009	A	L	1-3
2013	A	L	0-1
2016	A	L	0-3

## Pacific (24-6-0)

1965		W	5-4
1966		W	2-0
1967		W	6-0
1968		W	17-1
1969		W	3-0
1970		W	6-0
1971		W	3-0
1972		W	7-1
1973		W	4-0
1974		W	6-0
1975		W	2-0
1976		W	11-1
1977		W	8-0
1978		W	
1979		W	19-0
1980	H	W	10-0
1981	A	W	4-0
	H	L	1-2
1982		W	3-2
1983		W	4-1
1984	H	W	4-1
1985	A	W	3-0
2014	H	W	4-0
2015	A	L	0-3
2016	H	W	3-2
2017	A	L	1-2
2018	H	L	0-3
2019	A	LOT	1-2
2021	A	L	1-4
2022	H	W	2-0

## Portland (1-2-1)

1978		W	
1981	H	T	2-2
1999	N	LOT	0-1
2016	A	LOT	1-2

# All-Time Series Records (Since 1954)

## Puget Sound (1-0-0)

1982 W 6-0

## Sacramento State (32-22-4)

1972 W 3-0  
 1973 W 5-0  
 1974 W 3-0  
 1975 W 2-1  
 1976 W 3-1  
 1977 W 2-0  
 1978 W  
 1979 W 5-0  
 1980 A W 8-0  
 1984 A W 6-1  
 1985 H T 2-2  
 1986 A W 3-2  
 1987 H L 0-3  
 1988 A L 0-1  
 1989 H L 0-2  
 1990 A L2OT 0-1  
 1991 H LOT 0-1  
 1992 H T 1-1  
 1993 A W 2-1  
 1994 H W 2-0  
 1995 A W 2-1  
 1997 A W 4-1  
 1998 H W 5-2  
 1999 A W 3-1  
 2000 A W 3-0  
 H W 4-1  
 2001 H T 0-0  
 2002 A WOT 2-1  
 2003 H W 6-1  
 2004 A LOT 3-4  
 H L 0-3  
 2005 H W 1-0  
 A W 2-1  
 2006 A W 1-0  
 H L 0-3  
 2007 H W 2-1  
 A W 1-0  
 2008 A L 0-1  
 H W 4-1  
 2009 H W 2-1  
 A L 3-4  
 2010 A T 0-0  
 H LOT 0-1  
 2011 H LOT 0-1  
 A LOT 2-3  
 N W 4-2  
 2012 A W 2-1  
 2013 H L2OT 0-1  
 2014 A L -2

2015 H W 4-2  
 2016 A L 2-3  
 2017 H L 0-2  
 2018 A W 2-1  
 2019 H L 0-2  
 2021 A L 2-3  
 2022 H L 1-2

## Saint Louis (0-6-0)

1964 L 0-5  
 1967 L 3-4  
 1974 L 0-1  
 1976 L 0-1  
 1978 H L 1-3  
 1982 H L 0-3

## Saint Mary's (20-16-2)

1969 W 10-1  
 1970 W 5-0  
 1971 W 6-0  
 1978 W 8-0  
 1979 W 15-0  
 1980 A W 5-1  
 1981 H W 5-0  
 1982 W 2-1  
 1983 W 1-0  
 1984 A L 2-3  
 1985 H W 1-0  
 1986 A L 1-2  
 1987 H W 3-1  
 1988 A L 2-3  
 1989 H L 2-4  
 1990 A L2OT 0-2  
 1992 A LOT 1-2  
 1994 H W 3-2  
 1995 A L 1-3  
 1996 H W 2-1  
 1997 H LOT 2-3  
 1998 A WOT 1-0  
 2000 H W 2-1  
 2001 A W 2-1  
 2002 A W 2-1  
 2005 H W 2-1  
 2006 H W 1-0  
 2007 A L 1-2  
 2010 H L 0-2  
 2011 A T 0-0  
 2013 H T 0-0  
 2014 A LOT 1-2  
 2017 H W 2-0  
 2018 A L 1-5  
 2019 H L 2-5  
 2021 A L 2-4

2022 H L 0-4

## San Diego (0-3-0)

1995 A L 1-2  
 2015 A L 0-2  
 2017 H L 0-1

## San Diego State (10-5-1)

1971 W 2-1  
 1975 W 3-1  
 1980 N L 0-3  
 1981 H L 2-3  
 1984 N LOT 1-2  
 1991 A L 1-3  
 1994 N L 0-1  
 1996 H W 5-0  
 1997 A WOT 2-1  
 1998 H W 2-0  
 2001 H T 1-1  
 2002 A W 2-0  
 2003 H W 2-1  
 N W 2-1  
 2004 H W 2-0  
 A W 2-1

## San Francisco (19-48-5)

1954 L 1-5  
 1955 L 1-6  
 1956 L 1-2  
 1957 L 1-5  
 1958 L 0-8  
 1959 L 0-1  
 1960 T 3-3  
 1961 L 0-5  
 1962 L 0-3  
 1963 W 8-0  
 L 1-4  
 L 1-2  
 1964 L 1-6  
 W 2-1  
 1965 W 4-1  
 T 1-1  
 1966 L 1-2  
 L 1-2  
 1967 W 2-1  
 W 7-1  
 1968 W 2-1  
 1969 L 3-4  
 W 3-1  
 L 1-3  
 1970 T 2-2  
 1971 L 0-3  
 L 2-3

1972 W 1-0  
 1973 L 3-4  
 1974 L 0-4  
 1975 T 1-1  
 1976 W 1-0  
 L 0-5  
 1977 L 1-3  
 1978 L 2-5  
 1979 L 2-3  
 1980 H L 1-3  
 1981 A L 1-2  
 1982 L 1-5  
 1983 W 1-0  
 1984 A L 0-5  
 1985 H L 0-2  
 1986 A L 0-5  
 1987 H L 1-4  
 1988 A L 1-2  
 1989 H L 1-3  
 1990 A L2OT 2-4  
 1991 H L 0-2  
 1992 A L 0-2  
 1994 H W 3-1  
 1995 A W 2-0  
 1996 A W 1-0  
 1997 H L 2-5  
 1998 A W 1-0  
 1999 H LOT 2-3  
 2000 A W 2-0  
 2001 H L 2-5  
 2002 A L 0-2  
 2003 H W 3-0  
 2004 N L 1-2  
 2005 H L 1-3  
 2006 H L 0-2  
 2007 A L 2-3  
 2008 H W2OT 1-0  
 2009 A L2OT 1-2  
 2010 H W 2-1  
 2011 A L 0-3  
 2012 H L 0-2  
 2013 A L 1-2  
 2014 H L 0-3  
 2017 A L 2-5  
 2018 H W 4-1  
 2019 A L 0-3  
 2022 A T 1-1

## San Francisco CC (1-10-0)

1954 L 3-7  
 1955 L 2-3  
 1956 L 2-5  
 1957 L 1-5

# All-Time Series Records (Since 1954)

1958	L	3-4
1959	L	2-6
1960	L	1-6
1961	L	0-7
1962	L	0-2
1964	W	4-2
1965	L	0-1

## San Francisco State (32-5-6)

1954	L	1-3
1955	T	2-2
1956	T	1-1
1957	W	4-3
1958	L	0-1
1959	W	10-1
1960	W	4-1
1961	W	4-2
1962	L	1-4
1963	W	5-0
	W	4-0
1964	W	6-1
	W	8-1
1965	W	3-1
	W	3-1

1966	W	3-2
1967	T	3-3
1968	W	9-0
1969	W	6-1
1970	W	6-1
1971	W	2-0
1972	W	6-0
1973	W	2-1
1974	W	5-1
1975	W	3-1
1976	W	13-0
	W	6-1
1977	W	5-0
1979	WOT	2-1
1980	A	W 4-0
1982	L	0-2
1983	WOT	1-0
1984	H	L 0-1
1985	A	W 3-1
1986	H	T 2-2
1987	A	T 3-3
1988	H	W 6-2
1989	H	W 3-0
1990	H	W 2-0
1991	A	W 1-0
1992	H	T 1-1
1993	A	W 1-0

1994	H	W	3-0
------	---	---	-----

## San Jose CC (1-0-0)

1956	W	7-1
------	---	-----

## Santa Clara (30-29-6)

1954	L	3-5
1955	W	3-1
	W	3-1
1956	L	5-7
	T	0-0
1957	W	7-3
	L	2-3
1958	W	4-1
1959	W	2-1
	W	9-1
1960	W	5-1
	W	6-1
1961	W	1-0
1964	W	5-1
1967	W	2-1
1968	W	3-0
1969	W	8-1
1970	W	8-1
1971	W	2-1
1972	W	2-1
1973	L	2-3
1974	W	2-1
1975	W	1-0
1976	T	0-0
1977	L	2-3
1978	W	2-1
1979	L	0-4
1980	A	W 1-0
	H	W 1-0
1981	A	W 1-0
1982	W	2-1
1983	L	0-2
1984	H	W 1-0
1985	A	W 1-0
1986	H	L 0-1
1987	A	L 0-4
1988	H	L 0-4
1989	A	L 0-10
1990	H	L 1-2
1991	A	L 1-3
1992	H	L 0-3
1993	A	L 2-3
1994	H	W 2-1
1995	A	L 1-3
1996	H	W 3-1
1997	A	L 0-2
1998	H	L2OT 0-1

1999	A	L	0-2
2000	H	W	2-0
2001	A	LOT	1-2
2002	A	L	0-2
2003	H	W	2-1
2004	A	L	1-2
2005	H	L	0-2
2006	A	T	0-0
2007	H	L	0-2
2008	A	T	1-1
2009	H	T	0-0
2010	A	L	1-2
2011	H	T	1-1
2012	A	W	5-3
2013	H	L	0-1
2015	H	L	0-1
2016	A	L2OT	0-1
2019	A	L	1-5

## SeattleU (10-11-4)

1973	W	1-0
1974	W	2-0
1992	H	T 1-1
2008	H	W 2-1
2009	A	W 1-0
2010	A	T 0-0
	H	W 1-0
2011	H	WOT 2-1
	A	W 2-1
2012	A	T 0-0
	H	W 3-0
2013	H	L 0-4
	A	L 0-1
	N	L 1-2
2014	H	L 2-3
2015	A	L 0-1
2016	H	L 1-2
2017	A	L 0-1
	N	L 1-2
2018	H	L 1-2
	A	T 3-3, 6-5 p
2019	A	L 1-3
2021	A	L 1-2
2022	H	W 1-0
	N	W 4-0

## Seattle Pacific (0-1-2)

1974	T	1-1
1975	T	4-4
1982	L	0-3

## Simon Fraser (0-1-0)

1977	L	1-2
------	---	-----

## SIUE (0-1-0)

2013	H	L	0-2
------	---	---	-----

## SMU (0-6-1)

1975	L	0-2	
1996	A	T	2-2
1997	H	L2OT	2-3
	N	LOT	1-2
1998	H	L	1-2
1999	A	L	0-2
	H	L	1-5

## Sonoma State (1-0-0)

1991	H	WOT	2-1
------	---	-----	-----

## Stanford (27-35-8)

1954	L	1-6
1955	L	1-6
1956	W	2-1
1957	T	1-1
1958	L	3-4
1959	L	2-5
1960	L	1-5
1961	L	1-2
	W	2-1
1962	L	2-4
	W	2-1
1963	L	4-5
	W	6-5
1964	W	2-1
	T	3-3
1965	W	6-5
	W	3-1
1966	W	3-2
1967	W	7-0
1968	W	11-0
1969	W	11-0
1970	W	5-0
1971	W	5-1
1972	W	3-0
1973	L	0-1
1974	W	1-0
1975	W	5-3
1976	W	4-0
	W	3-0
1977	W	3-0
1978	W	3-1
1979	LOT	1-2
1980	A	L 3-4
1981	H	W 5-1
1982	WOT	2-1

# All-Time Series Records (Since 1954)

1983	T	2-2
1984	H L	1-2
1985	A L	0-2
1986	H L	0-2
1987	A W	2-0
1988	H L	3-5
1989	A L	0-7
1990	H L	0-4
1991	A L	1-2
1992	A L	1-6
1993	H LOT	0-1
1994	A W	3-0
1995	H W	1-0
1996	A L	0-2
1997	H L	1-2
1998	A W	2-1
	A L3OT	2-3
1999	H T	0-0
2000	H T	1-1
2001	A L	1-4
2002	A L2OT	1-2
2003	H L	1-5
2004	A L	0-1
2005	H T	0-0
2006	A W	2-1
2008	H T	1-1
2012	A LOT	1-2
2014	A L	0-2
2015	A L	0-1
2016	A L	1-4
2017	H L	0-4
2018	A T	0-0
2019	A L	0-3
2021	A T	0-0
2022	A L	0-4

## Stanislaus State (3-0-0)

1994	H W	5-1
1996	H W	7-0
1999	H W	5-1

## TCU (5-1-0)

1993	H W	6-1
1996	A W	3-1
1997	H W	5-1
1998	H W	6-3
1999	A L	0-2
	H W	2-1

## Tulsa (3-3-0)

1996	H W	4-2
1997	A L	1-3
1998	H W	1-0

	N L	1-3
1999	H W	3-1
	A L	0-2

## UC Davis (14-10-2)

1956	L	2-3
1957	L	4-5
1958	L	2-4
1959	T	5-5
1960	L	2-3
1961	L	2-5
1962	W	1-0
1966	W	10-2
1967	W	5-2
1970	W	5-0
1971	W	6-0
1977	L	1-2
1978	W	
1979	W	1-0
1980	H W	7-1
1998	H W	2-1
2008	A L	0-2
2009	H W	4-1
2010	A LOT	0-1
2015	H W2OT	2-1
2016	A T	0-0
2017	H W	3-2
2018	A L	2-3
2019	H L	2-3
2021	H W	5-2
2022	A W	3-2

## UC Irvine (13-9-0)

1985	H W	4-0
1986	A L	1-3
1987	A LOT	1-3
	H W	1-0
1988	H L	0-1
	A L	0-4
1989	H W	5-3
	A L	2-3
1990	A W	2-1
	H W	2-1
1991	H L	1-3
	A LOT	2-3
1992	A WOT	3-1
1993	H W	4-0
1994	A W	3-2
1996	A L	1-3
2000	N W	1-0
2001	H W	2-1
2002	A W	1-0
2003	A W	2-0

2005	N WOT	1-0
2007	A LOT	2-3

## UC Riverside (4-4-2)

2001	H W	3-0
2002	A LOT	2-3
2003	A L2OT	1-2
2005	H W	2-0
2007	A W	3-0
2009	A L	1-2
2010	H W	3-2
2011	A T	1-1
2015	A L	0-3
2016	H T	2-2

## UC San Diego (0-1-0)

2021	H L	0-2
------	-----	-----

## UC Santa Barbara (14-14-1)

1966	W	10-1
	W	6-2
1976	L	2-3
1977	W	2-0
1978	W	2-1
1979	W	3-0
1980	A W	3-1
1981	H W	4-1
1982	LOT	1-2
1983	L	0-1
1984	A W	3-1
1985	H LOT	1-2
1986	A W	2-0
1987	A L	2-3
	H W	2-1
1988	H L	2-3
	A L	2-3
1989	H L	1-3
	A L	1-4
1990	A L2OT	0-1
	H L	0-3
1991	H L	2-3
	A L	0-1
1994	H W	2-1
1998	H W	3-0
1999	A L	0-1
2000	H W	2-0
2001	A W	3-1
2003	H T	1-1

## UC Santa Cruz (4-0-0)

1968	W	16-0
1969	W	15-0
1975	W	6-0

1992	H W	4-1
------	-----	-----

## USC (3-1-0)

1976	W	3-1
1977	L	1-2
1978	W	
1980	H W	5-2

## UCLA (5-15-4)

1968	W	3-1
1971	L	1-3
1972	W	4-3
	L	2-3
	L	1-3
1973	T	1-1
1974	T	2-2
	L	2-3
1975	L	0-1
1976	W	3-0
1977	L	0-4
1978	W	3-2
1979	L	1-2
1980	H LOT	0-1
1981	A W	1-0
1982	T	2-2
1983	L	0-4
1984	H L	2-4
1985	A L	0-5
1986	H T	2-2
1988	A L	1-6
1991	A L	0-8
1997	A L	0-3
1999	H L	0-1

## UNLV (17-28-6)

1990	H L	1-4
	A L	3-4
1991	A L	1-4
	H T	1-1
1993	A W	4-3
1996	H T	2-2
1997	A W	1-0
1998	H L	2-3
2001	A L	0-1
2002	H W	2-1
	N T	3-3
2003	A W	2-0
2004	H L	0-1
	A L	0-1
2005	A WOT	3-2
	H T	2-2
2006	A W	2-1
	H W	3-0

# All-Time Series Records (Since 1954)

2007	H	W	3-0
	A	W	3-1
2008	A	L	1-2
	H	WOT	2-1
2009	H	L	0-1
	N	L	2-4
2010	H	LOT	1-2
2011	A	W	2-1
2012	A	W	2-1
	H	L	2-3
2013	H	W	1-0
	A	L	0-1
	N	T	2-2
2014	A	T	0-0
2015	H	L	0-1
	N	L	1-3
2016	A	L	0-4
2017	H	L	2-5
2018	H	W	2-1
2019	A	L	2-1
2020-21	H	W	1-0
2021	H	W	2-0
2022	A	W	3-1

## Warner Pacific (1-0-0)

1985	N	W	4-2
------	---	---	-----

## Washington (3-3-2)

1973		W	3-2
1976		W	4-1
1979		W	4-1
1992	A	L	1-5
1993	H	L	1-2
1994	A	L	1-2
1995	H	T	2-2
1999	A	T	0-0

## Washington State (1-0-0)

1975		W	2-0
------	--	---	-----

## Western Illinois (0-1-0)

2014	N	L	0-1
------	---	---	-----

## Western Washington (2-0-0)

1972		W	4-1
1986	H	W	5-0

## U.S. International (4-3-0)

1980	A	W	3-0
1981	H	W	4-1
1982	H	L	1-2
1984	H	L	3-4
1985	A	L	0-4
1989	H	W	5-1
1990	H	W	3-1

## Westmont (5-1-2)

1967		W	6-0
1969		W	5-1
1973		L	0-1
1981	H	L	0-1
1983		W	1-0
1985	A	T	2-2
1986	A	T	2-2
1989	H	W	2-1

## Utah Valley (3-2-1)

2014	H	L	0-1
2015	A	L	2-3
2016	H	L	1-2
2017	A	T	1-1
2018	A	W	2-1
2019	H	W	3-0
2020-21	A	W(OT)	3-2

## UTRGV (6-2-2)

2015	A	W	3-1
2016	H	L	1-2
2017	A	W	1-0
	N	W	2-0
2018	H	L	1-2
	N	W	1-0
2019	A	T2OT	0-0
2020-21	H	T2OT	1-1
2021	A	W	2-1
2022	H	W	3-0



# Year-By-Year Results (Since 1954)

## 1954

(0-6-0)

### Head Coach: Julius Menendez

Stanford	L, 1-6
San Francisco	L, 1-5
California	L, 1-6
Santa Clara	L, 3-5
San Francisco CC	L, 3-7
San Francisco State	L, 1-3

## 1955

(2-4-1)

### Head Coach: Julius Menendez

Santa Clara	W, 3-1
San Francisco	L, 1-6
California	L, 2-5
Stanford	L, 1-6
San Francisco CC	L, 2-3
San Francisco State	T, 2-2
Santa Clara	W, 3-1

## 1956

(2-5-2)

### Head Coach: Julius Menendez

California	L, 0-4
San Francisco CC	L, 2-5
San Francisco State	T, 1-1
San Jose CC	W, 7-1
San Francisco	L, 1-2
Stanford	W, 2-1
UC Davis	L, 2-3
Santa Clara	L, 5-7
Santa Clara	T, 0-0

## 1957

(2-5-1)

### Head Coach: Julius Menendez

UC Davis	L, 4-5
San Francisco State	W, 4-3
San Francisco CC	L, 1-5
San Francisco	L, 1-5
Santa Clara	W, 7-3
California	L, 0-2
Stanford	T, 1-1
Santa Clara	L, 2-3

## 1958

(1-5-1)

### Head Coach: Julius Menendez

Stanford	L, 3-4
----------	--------

UC Davis	L, 2-4
San Francisco State	L, 0-1
California	T, 1-1
San Francisco	L, 0-8
Santa Clara	W, 4-1
San Francisco CC	L, 3-4

## 1959

(3-4-1)

### Head Coach: Julius Menendez

Santa Clara	W, 2-1
Santa Clara	W, 9-1



Lars Lyssand (1998-01) was a first-team All-MPSF performer and the conference MVP in 2001. In Spartan history, he ranks sixth in assists (24) and ninth in shots (202).

San Francisco	L, 0-1
California	L, 2-3
San Francisco State	W, 10-1
UC Davis	T, 5-5
Stanford	L, 2-5
San Francisco CC	L, 2-6

## 1960

(4-4-1)

### Head Coach: Julius Menendez

Santa Clara	W, 5-1
Stanford	L, 1-5
UC Davis	L, 2-3
San Francisco State	W, 4-1
California	L, 0-11
San Francisco	T, 3-3
Santa Clara	W, 6-1
San Francisco CC	L, 1-6
Cal Poly-Pomona	W, 3-2

## 1961

(5-5-0)

### Head Coach: Julius Menendez

Stanford	L, 1-2
Menlo College	W, 3-0
Santa Clara	W, 1-0
San Francisco CC	L, 0-7
Stanford	W, 2-1
Menlo College	W, 9-0
UC Davis	L, 2-5
California	L, 2-6
San Francisco	L, 0-5
San Francisco State	W, 4-2

## 1962

(2-6-0)

### Head Coach: Julius Menendez

Stanford	L, 2-4
San Francisco	L, 0-3
California	L, 0-4
San Francisco State	L, 1-4
San Francisco CC	L, 0-2
UC Davis	W, 1-0
Stanford	W, 2-1
San Mateo CC	L, 1-3

## 1963

(7-4-0)

### Head Coach: Julius Menendez

Chico State	W, 6-1
Air Force	W, 6-5
San Francisco State	W, 5-0
San Francisco	W, 8-0
California	L, 1-2
Stanford	L, 4-5
San Francisco State	W, 4-0
California	W, 2-1
San Francisco	L, 1-4
Stanford	W, 6-5
San Francisco	L, 1-2

# Year-By-Year Results (Since 1954)

**1964**

**(9-3-2)**

**Head Coach: Julius Menendez**

Santa Clara	W, 5-1
San Francisco State	W, 6-1
Air Force	T, 3-3
San Francisco	L, 1-6
California	W, 2-1
San Francisco State	W, 8-1
San Francisco	W, 2-1
San Francisco CC	W, 4-2
California	W, 4-2
Stanford	W, 2-1
Denver	L, 1-2
Stanford	T, 3-3
Air Force <sup>^</sup>	W, 5-3
St. Louis <sup>^</sup>	L, 0-5

<sup>^</sup> - NCAA Tournament

**1965**

**(8-3-2)**

**Head Coach: Julius Menendez**

Chico State	W, 9-0
Diablo Valley	W, 12-0
San Francisco	W, 4-1
British Columbia	L, 0-8
San Francisco CC	L, 0-1
California	T, 1-1
San Francisco	T, 1-1
California	L, 1-2
Stanford	W, 6-5
San Francisco State	W, 3-1
Stanford	W, 3-1
Pacific	W, 5-4
San Francisco State	W, 3-1

**1966**

**(9-2-0)**

**Head Coach: Julius Menendez**

UC Santa Barbara	W, 10-1
Cal Poly	W, 10-1
Chico State	W, 9-0
California	W, 5-2
Stanford	W, 3-2
UC Santa Barbara	W, 6-2
San Francisco State	W, 3-2
UC Davis	W, 10-2
San Francisco	L, 1-2
Pacific	W, 2-0
San Francisco <sup>^</sup>	L, 1-2

<sup>^</sup> - NCAA Tournament

**1967**

**(10-1-2)**

**Head Coach: Julius Menendez**



*Hiroki Akiyama (2005-08) earned CoSIDA/ESPN The Magazine Academic All-District VIII honors in 2007 and 2008. He was an Academic All-MPSF selection four times and a three-time All-MPSF performer.*

Westmont	W, 6-0
Pacific	W, 6-0
Cal State Hayward	W, 9-1
Stanford	W, 7-0
San Francisco	W, 2-1
Santa Clara	W, 2-1
California	T, 2-2
Chico State	W, 1-0
British Columbia	W, 3-1
UC Davis	W, 5-2
San Francisco	W, 7-1
San Francisco State <sup>^</sup> %	T, 3-3
St. Louis <sup>^</sup>	L, 3-4

<sup>^</sup>% - NCAA Tournament (SJSU advances on penalty kicks)

<sup>^</sup> - NCAA Tournament

**1968**

**(13-2-0)**

**Head Coach: Julius Menendez**

Chico State	W, 9-2
UC Santa Cruz	W, 16-0
Cal Poly	W, 6-0

Pacific	W, 17-1
Santa Clara	W, 3-0
New Mexico	W, 4-0
California	W, 6-0
San Francisco State	W, 9-0
British Columbia	L, 2-4
Stanford	W, 11-0
California	W, 7-0
San Francisco	W, 2-1
UCLA <sup>^</sup>	W, 3-1
Air Force <sup>^</sup>	W, 1-0
Maryland <sup>^</sup>	L, 3-4

<sup>^</sup> - NCAA Tournament

**1969**

**(13-2-0)**

**Head Coach: Julius Menendez**

San Francisco State	W, 6-1
Westmont	W, 5-1
Long Beach State	W, 6-3
Cal State Hayward	W, 6-0
Pacific	W, 3-0
UC Santa Cruz	W, 15-0
Air Force	W, 2-1
San Francisco	L, 3-4
Saint Mary's	W, 10-1
Santa Clara	W, 8-1
California	W, 5-0
Stanford	W, 11-0
San Francisco	W, 3-1
Air Force <sup>^</sup>	W, 1-0
San Francisco <sup>^</sup>	L, 1-3

<sup>^</sup> - NCAA Tournament

**1970**

**(11-1-2)**

**Head Coach: Julius Menendez**

Cal State Hayward	W, 10-1
Saint Mary's	W, 5-0
San Francisco State	W, 6-1
UC Davis	W, 5-0
Stanford	W, 5-0
Pacific	W, 6-0
British Columbia	T, 1-1
Santa Clara	W, 8-1
San Francisco	T, 2-2
Chico State	W, 1-0
California	W, 3-0
Cal State Fullerton	W, 4-0
Biola	W, 1-0
Denver <sup>^</sup>	L, 1-2

<sup>^</sup> - NCAA Tournament

# Year-By-Year Results (Since 1954)

## 1971

(12-3-1)

### Head Coach: Julius Menendez

Monterey Naval Academy	W, 9-0
Cal State Hayward	W, 9-0
Fresno State	W, 6-0
Saint Mary's	W, 6-0
San Francisco State	W, 2-0
UC Davis	W, 6-0
British Columbia	W, 1-0
British Columbia	T, 1-1
UCLA	L, 1-3
San Francisco	L, 0-3
Pacific	W, 3-0
Santa Clara	W, 2-1
Stanford	W, 5-1
California	W, 3-1
San Diego State <sup>^</sup>	W, 2-1
San Francisco <sup>^</sup>	L, 2-3

<sup>^</sup> - NCAA Tournament

## 1972

(14-2-1)

### Head Coach: Julius Menendez

San Francisco State	W, 6-0
Cal State Hayward	W, 6-1
Sacramento State	W, 3-0
Cal State Hayward	W, 10-0
British Columbia	T, 2-2
Western Washington	W, 4-1
UCLA	W, 4-3
Chico State	W, 1-0
UCLA	L, 2-3
Santa Clara	W, 2-1
Chico State	W, 3-0
California	W, 3-2
Stanford	W, 3-0
Pacific	W, 7-1
San Francisco	W, 1-0
Fresno State <sup>^</sup>	W, 4-0
UCLA <sup>^</sup>	L, 1-3

<sup>^</sup> - NCAA Tournament

## 1973

(7-5-3)

### Head Coach: Julius Menendez

Cal State Hayward	W, 3-0
San Francisco State	W, 2-1
Monterey Naval Academy	W, 2-0
Stanford	L, 0-1
Sacramento State	W, 5-0
Pacific	W, 4-0
Santa Clara	L, 2-3

British Columbia	L, 1-2
California	T, 1-1
Seattle	W, 1-0
Westmont	L, 0-1
Washington	W, 3-2
UCLA	T, 1-1
Chico State	T, 1-1
San Francisco	L, 3-4

## 1974

(9-3-4)

### Head Coach: Julius Menendez



*Steven Sanchez (2009-12) led the team in goals, shots and points in 2012 on his way to earning the Team MVP award. He also earned his second consecutive first-team NSCAA All-Far West Region honor that year.*

*Sanchez was an All-MPSF performer in both 2011 and 2012. In those two seasons, he racked up 16 goals and 40 points. Nine of his tallies were game-winners and earned him the moniker "The Sanchize".*

Cal State Hayward	T, 1-1
Pacific	W, 6-0
San Francisco State	W, 5-1
Stanford	W, 1-0
Hawai'i	W, 2-0
Cal State Fullerton	W, 5-2
Chico State	T, 1-1
St. Louis	L, 0-1
Seattle Pacific	T, 1-1
Seattle	W, 2-0
UCLA	T, 2-2
Santa Clara	W, 2-1
California	W, 3-1
Sacramento State	W, 3-0
San Francisco	L, 0-4
UCLA <sup>^</sup>	L, 2-3

<sup>^</sup> - NCAA Tournament

## 1975

(9-5-2)

### Head Coach: Julius Menendez

Cal State Hayward	L, 0-3
Cal State Hayward	W, 3-0
San Francisco State	W, 3-1
UC Santa Cruz	W, 6-0
Chico State	L, 2-4
Seattle Pacific	T, 4-4
Washington State	W, 2-0
Southern Methodist	L, 0-2
Stanford	W, 5-3
San Diego State	W, 3-1
California	L, 1-3
Pacific	W, 2-0
Santa Clara	W, 1-0
San Francisco	T, 1-1
Sacramento State	W, 2-1
UCLA	L, 0-1

## 1976

(13-4-1)

### Head Coach: Julius Menendez

San Francisco State	W, 13-0
Chico State	W, 1-0
Stanford	W, 4-0
St. Louis	L, 0-1
Pacific	W, 11-1
San Francisco	W, 1-0
San Francisco State	W, 6-1
UCLA	W, 3-0
Sacramento State	W, 3-1
UC Santa Barbara	L, 2-3
Cal State Fullerton	W, 5-4
Stanford	W, 3-0

# Year-By-Year Results (Since 1954)

Cal State Hayward	L, 1-4
California	W, 1-0
Southern California	W, 3-1
Santa Clara	T, 0-0
Washington^	W, 4-1
San Francisco^	L, 0-5

^ - NCAA Tournament

## 1977 (9-8-0)

### Head Coach: Julius Menendez

Simon Fraser	L, 1-2
Sacramento State	W, 2-0
San Francisco State	W, 5-0
Fresno State	W, 2-0
Cal State Hayward	W, 4-1
Oregon	W, 7-0
Pacific	W, 8-0
Stanford	W, 3-0
UC Santa Barbara	W, 2-0
San Francisco	L, 1-3
Chico State	L, 1-2
Cal State Fullerton	W, 3-1
California	L, 1-2
UC Davis	L, 1-2
UCLA	L, 0-4
Southern California	L, 1-2
Santa Clara	L, 2-3

## 1978 (19-3-0)

### Head Coach: Julius Menendez

8/25 Long Beach State	W, 4-1
9/8 #1 Hartwick College+	W, 2-1
9/9 Oneota State+	W, 2-1
9/13 at Albany State	W, 2-1
9/15 at #9 Cornell	W, 2-0
9/19 Sacramento State	
9/22 Indiana%	L, 0-1
9/23 St. Louis%	L, 1-3
9/25 Portland State	
9/28 Stanford	W, 3-1
10/5 Cal State Hayward	
10/7 UCLA	W, 3-2
10/9 Pacific	
10/11 Chico State	
10/15 San Francisco	L, 2-5
10/17 California	W, 3-2
10/20 UC Santa Barbara	W, 2-1
10/23 Saint Mary's	W, 8-0
10/25 UC Davis	
10/28 Santa Clara	W, 2-1

10/31 Fresno State	
11/5 Southern California	
+ - Oneota Mayors Cup (Oneota, N.Y.)	
% - Shrine Soccer Classic (San Jose, Calif.)	

## 1979 (12-5-0)


### Head Coach: Julius Menendez

9/2 Cal State Fullerton	L, 2-4
9/7 Sacramento State	W, 5-0
9/10 Cal State Hayward	WOT, 3-2
9/17 San Francisco State	WOT, 2-1
9/25 Saint Mary's	W, 15-0
9/29 Washington	W, 4-1
10/6 Pacific	W, 19-0
10/9 Fresno State	WOT, 2-1
10/13 Stanford	LOT, 1-2
10/20 San Francisco	L, 2-3
10/23 UC Davis	W, 1-0
10/26 California	W, 2-0
10/28 Chico State	WOT, 4-2
11/3 UCLA	L, 1-2
11/8 UC Santa Barbara	W, 3-0
11/11 Santa Clara	L, 0-4

## 1980 (13-6-1, 5-2-0 PSC)

### Head Coach: Julius Menendez

9/5 vs. Chico State+	L, 0-1
9/7 at Santa Clara+	W, 1-0



With 10 victories in 2005, Richard Mann (2005-08) is the last Spartan keeper to reach double-digit wins in a season. He ranks fifth on the program's career shutout list with 13 and eighth in saves with 185.

9/13 at UC Santa Barbara	W, 3-1
9/16 Cal State Hayward	W, 2-0
9/19 Cal State Fullerton%	L, 0-2
9/23 at Sacramento State	W, 8-0
9/27 at U.S. International&	W, 3-0
9/28 vs. San Diego State&	L, 0-3
10/1 Pacific*	W, 10-0
10/5 Southern California	W, 5-2
10/8 at Fresno State*	W, 3-0
10/11 at Stanford*	L, 3-4
10/15 California*	W, 4-0
10/22 at Chico State	T, 2-2
10/28 UC Davis	W, 7-1
11/1 San Francisco*	L, 1-3
11/5 at Saint Mary's*	W, 5-1
11/7 UCLA	LOT, 0-1
11/10 at San Francisco State	W, 4-0
11/14 Santa Clara*	W, 1-0

+ - Olympia Gold Classic (Santa Clara, Calif.)

% - Spartan Soccer Classic (San Jose, Calif.)

& - USIU Classic (San Diego, Calif.)

## 1981 (14-5-1)

### Head Coach: Julius Menendez

8/28 Westmont	W, 3-2
9/1 U.S. International	W, 4-1
9/6 vs. Humboldt State	W, 6-0
9/11 at Pacific	W, 4-0
9/13 Cal State Hayward	W, 3-0
9/17 Portland	T, 2-2
9/20 San Diego State	L, 2-3
9/26 Stanford	W, 5-1
10/4 Air Force	W, 6-1
10/7 Saint Mary's	W, 5-0
10/11 UC Santa Barbara	W, 4-1
10/14 Cal Poly	W, 4-1
10/17 at UCLA	W, 1-0
10/20 Chico State	W, 2-1
10/25 Pacific	L, 1-2
10/28 at San Francisco	L, 1-2
10/31 Fresno State	L, 2-3
11/6 at Santa Clara	W, 1-0
11/11 Cal State Fullerton	W, 2-1
11/14 at California	L, 1-3

## 1982 (10-8-2, 5-2-0 PSC)

### Head Coach: Julius Menendez

Cal State Fullerton	W, 2-0
San Francisco State	L, 0-2
Puget Sound	W, 6-0
U.S. International+	L, 1-2



# Year-By-Year Results (Since 1954)

St. Louis+	L, 0-3
Cal State Hayward	W, 1-0
BYU%	W, 1-0
Saint Mary's#	W, 2-1
Santa Clara#	W, 2-1
California%	T, 1-1
Stanford#	WOT, 2-1
UC Santa Barbara	LOT, 1-2
Pacific#	W, 3-2
Fresno State#	L, 1-3
Chico State	L, 0-1
Seattle Pacific&	L, 0-3
Cal State Northridge&	W, 2-0
California#	W, 3-1
San Francisco#	L, 1-5
UCLA	T, 2-2

+ - Budweiser Soccer Classic

% - Metropolitan Life Insurance Soccer Classic

& - Westmont Soccer Classic (Santa Barbara, Calif.)

\* - Pacific Soccer Conference (PSC) Match

## 1983

**(12-6-2, 3-3-1 PSC, 1-1-0 PCAA)**

**Head Coach: Julius Menendez**

Fresno Pacific	WOT, 2-1
Cal State Northridge	T, 1-1
San Francisco State	WOT, 1-0
Cal State Fullerton	W, 2-1
Cal State Hayward	W, 5-2
Stanford#	T, 2-2
Saint Mary's#	W, 1-0
UC Santa Barbara	L, 0-1
Pacific#*	W, 4-1
vs. Loyola Marymount+	W, 5-0
vs. BYU+	W, 2-0
Fresno State#*	L, 0-2
California#	L, 1-2
Long Beach State	W, 2-1
Westmont	W, 1-0
San Francisco#	W, 1-0
Chico State	L, 0-2
Loyola Marymount	W, 6-1
UCLA	L, 0-4
Santa Clara#	L, 0-2

+ - USIU Classic (San Diego, Calif.)

# - Pacific Soccer Conference (PSC) Match

\* - Pacific Coast Athletic Association (PCAA) Match

## 1984

**(6-14-1, 2-5-0 PSC, 2-1-0 PCAA)**

**Head Coach: Julius Menendez**

9/1 at UNLV+	LOT, 3-4
9/2 vs. San Diego State+	LOT, 1-2
9/5 San Francisco State	L, 0-1

9/7 American%	L, 1-2
9/8 BYU%	W, 2-1
9/12 at Sacramento State	W, 6-1
9/15 Long Beach State	L, 3-4
9/18 at Cal State Hayward	L, 1-3
9/12 at San Francisco#	L, 0-5
9/26 Stanford#	L, 1-2
9/29 Santa Clara#	W, 1-0
10/3 at Chico State	W, 3-0
10/6 at UC Santa Barbara*	W, 3-1
10/10 U.S. International	L, 3-4
10/13 California#	L, 0-3
10/15 Pacific#*	W, 4-1
10/27 at Fresno State#*	L, 0-1
10/28 Cal State Fullerton	T, 0-0
10/30 UCLA	L, 2-4
11/4 UNLV^	L, 0-2
11/10 at Saint Mary's#	L, 2-3

+ - Las Vegas Soccer Classic (Las Vegas, Nev.)

% - Goal Rush Classic (Fresno, Calif.)

# - Pacific Soccer Conference (PSC) Match

\* - Pacific Coast Athletic Association (PCAA) Match

^ - PCAA Championship

## 1985

**(6-11-2, 3-4-0 PSC, 2-4-0 PCAA)**

**Head Coach: Julius Menendez**

9/6 vs. Warner Pacific+	W, 4-2
9/7 at Westmont+	T, 2-2
9/12 UC Irvine*	W, 4-0
9/16 at San Francisco State	W, 3-1
9/19 Chico State	L, 1-2
9/22 UNLV*	L, 0-3
9/24 UC Santa Barbara*	LOT, 1-2
9/27 at Cal State Fullerton*	LOT, 1-2
9/29 at UCLA	L, 0-5
10/2 Sacramento State	T, 2-2
10/5 at U.S. International	L, 0-4
10/9 at Stanford#	L, 0-2
10/12 Saint Mary's#	W, 1-0
10/15 at Santa Clara#	W, 1-0
10/19 San Francisco#	L, 0-2
10/23 at Pacific#*	W, 3-0
10/30 at California#	L, 0-6
11/2 Fresno State#*	L, 0-2
11/6 Cal State Hayward	LOT, 1-3

+ - Westmont Classic (Santa Barbara, Calif.)

# - Pacific Soccer Conference (PSC) Match

\* - Pacific Coast Athletic Association (PCAA) Match

## 1986

**(8-9-3, 1-5-0 PSC, 2-3-0 PCAA)**

**Head Coach: Julius Menendez**

9/4 Western Washington	W, 5-0
9/9 UCLA	T, 2-2
9/11 San Francisco State	T, 2-2
9/14 UNLV*	L, 0-4
at Cal State Hayward	LOT, 2-3
9/21 Cal State Fullerton*	WOT, 1-0
9/26 vs. Cal State Northridge+	L, 1-2
9/27 at Westmont+	T, 2-2
at Chico State	WOT, 2-0
10/3 at UC Santa Barbara*	W, 2-0
at UC Irvine*	L, 1-3
at Saint Mary's#	L, 1-2
10/11 BYU	W, 3-2
at Fresno State#*	L, 0-3
at San Francisco#	L, 0-5
10/24 California#	W, 2-1
10/29 Santa Clara#	L, 0-1
11/1 Stanford#	L, 0-2
at Sacramento State	W, 3-2
11/9 Brown	W, 3-0

+ - Westmont Classic (Santa Barbara, Calif.)

# - Pacific Soccer Conference (PSC) Match

\* - Pacific Coast Athletic Association (PCAA) Match

## 1987

**(5-12-3, 2-3-1 PSC, 2-7-0 PCAA)**

**Head Coach: Julius Menendez**

9/2 San Francisco#	L, 1-4
9/6 at UC Irvine*	LOT, 1-3
9/9 Chico State	T, 2-2
9/11 UC Irvine*	W, 1-0
9/16 Cal State Hayward	L, 1-6
9/19 at San Francisco State	T, 3-3
9/23 Saint Mary's#	W, 3-1
9/30 Cal State Fullerton*	L, 2-3
10/5 Loyola Marymount	W, 4-1
10/7 at California#	T, 1-1
10/11 at UC Santa Barbara*	L, 2-3
10/14 at Stanford#	W, 2-0
10/16 at UNLV*	L, 0-1
10/18 at Cal State Fullerton*	L, 1-2
10/21 UNLV*	L, 0-3
10/25 at Fresno State*	L, 0-6
10/28 Sacramento State	L, 0-3
10/30 UC Santa Barbara*	W, 2-1
11/1 Fresno State#	L, 0-8
11/4 at Santa Clara#	L, 0-4

# - Pacific Soccer Conference (PSC) Match

\* - Pacific Coast Athletic Association (PCAA) Match

# Year-By-Year Results (Since 1954)

## 1988

(2-18-0, 0-5-0 PSC, 1-9-0 Big West)

Head Coach: Julius Menendez

9/1	San Francisco State	W, 6-2
9/4	at Cal State Hayward	L, 1-2
9/7	at Chico State	L, 0-4
9/10	at Sacramento State	L, 0-1
9/14	Stanford#	L, 3-5
9/17	Fresno State*	L, 0-3
9/22	Santa Clara#	L, 0-4
9/25	at UCLA	L, 1-6
9/28	California#	L, 0-5
10/7	UC Irvine*	L, 0-1
10/9	UC Santa Barbara*	L, 2-3
10/16	UNLV*	L, 1-6
10/17	Cal State Fullerton*	W, 2-1
10/21	at Cal State Fullerton*	L, 0-3
10/23	at UNLV*	L, 1-11
10/28	at UC Santa Barbara*	L, 2-3
10/30	at UC Irvine*	L, 0-4
11/3	at Fresno State*	L, 0-2
11/6	at San Francisco#	L, 1-2
11/8	at Saint Mary's#	L, 2-3

# - Pacific Soccer Conference (PSC) Match

\* - Big West Conference Match

## 1989

(5-15-1, 0-5-0 PSC, 1-8-1 Big West)

Head Coach: Julius Menendez

9/1	San Francisco State	W, 3-0
9/3	San Francisco#	L, 1-3
9/6	at Stanford#	L, 0-7
9/9	Cal State Hayward	W, 2-1
9/12	Chico State	L, 0-1
9/15	U.S. International	W, 5-1
9/19	at Santa Clara#	L, 0-10
9/26	Westmont	W, 2-1
9/29	at Cal State Fullerton*	T, 0-0
10/1	at UNLV*	L, 0-6
10/4	Saint Mary's#	L, 2-4
10/8	at Fresno State*	L, 1-3
10/13	UC Santa Barbara*	L, 1-3
10/15	UC Irvine*	W, 5-3
10/19	Fresno State*	L, 0-6
10/22	Sacramento State	L, 0-2
10/24	at California#	L, 2-3
10/27	at UC Irvine*	L, 2-3
10/29	at UC Santa Barbara*	L, 1-4
11/3	Cal State Fullerton*	L, 1-4
11/4	UNLV*	L, 0-1

# - Pacific Soccer Conference (PSC) Match

\* - Big West Conference Match

## 1990

(4-17-0, 2-8-0 Big West)

Head Coach: Gary St. Clair

9/1	at Chico State	L, 0-1
9/5	California	L, 0-2
9/7	Santa Clara	L, 1-2
9/10	San Francisco State	W, 2-0
9/13	at Cal State Hayward	L, 2-3
9/16	Cleveland State	L, 0-1
9/23	U.S. International	W, 3-1
9/26	at Saint Mary's	L2OT, 0-2
9/28	Cal State Fullerton*	L, 0-2
9/30	UNLV*	L, 1-4
10/5	at UC Santa Barbara*	L2OT, 0-1
10/7	at UC Irvine*	W, 2-1
10/10	Stanford	L, 0-4
10/14	Fresno State*	L, 0-3
10/17	at Sacramento State	L2OT, 0-1
10/21	at Fresno State*	L, 0-4
10/24	at San Francisco	L2OT, 2-4
10/28	UC Santa Barbara*	L, 0-3
10/30	UC Irvine*	W, 2-1
11/2	at UNLV*	L, 3-4
11/4	at Cal State Fullerton*	L, 0-1

\* - Big West Conference Match



Chris Humphreys (1997-00) is tied for the program's career lead in shutouts (18) with former student-athlete and head coach Gary St. Clair.

14 of his clean sheets came in 2000, the year the team went 20-1-1 and was ranked No. 1 in the nation.

## 1991

(5-14-1, 1-8-1 Big West)

Head Coach: Gary St. Clair

9/1	San Francisco	L, 0-2
9/2	California	W, 1-0
9/8	at San Diego State	L, 1-3
9/13	Cal State Hayward	WOT, 2-1
9/17	at San Francisco State	W, 1-0
9/22	Cal State Fullerton*	LOT, 3-7
9/27	UC Irvine*	L, 1-3
9/29	UC Santa Barbara*	L, 2-3
10/2	Sonoma State	WOT, 2-1
10/6	Fresno State*	L, 0-5
10/11	at UNLV*	L, 1-4
10/13	at Cal State Fullerton*	W, 4-2
10/17	at Fresno State*	L, 0-4
10/21	UNLV*	T, 1-1
10/22	at Stanford	L, 1-2
10/30	Sacramento State	LOT, 0-1
11/1	at UC Irvine*	LOT, 2-3
11/3	at UC Santa Barbara*	L, 0-1
11/6	at Santa Clara	L, 1-3
11/10	at UCLA	L, 0-8

\* - Big West Conference Match

## 1992

(6-10-3, 1-5-1 MPSF)

Head Coach: Gary St. Clair

9/7	Seattle	T, 1-1
9/9	at Cal State Hayward	W, 1-0
9/11	Notre Dame de Namur	W, 2-0
9/15	San Francisco State	T, 1-1
9/18	at Cal State Northridge	L, 0-2
9/20	at UC Irvine	WOT, 3-1
9/22	UC Santa Cruz	W, 4-1
9/25	Humboldt State+	L, 0-1
9/26	Chico State+	W, 4-1
9/29	at San Francisco	L, 0-2
10/2	at Oregon State*	L, 0-2
10/4	at Washington*	L, 1-5
10/11	Air Force*	W, 5-3
10/14	Santa Clara	L, 0-3
10/16	at Fresno State*	L, 0-4
10/23	at Stanford*	L, 1-6
10/27	at Saint Mary's	LOT, 1-2
10/31	Sacramento State*	T, 1-1
11/4	California*	L, 0-2

+ - Mitre Classic (San Jose, Calif.)

\* - Mountain Pacific Sports Federation (MPSF) Match

# Year-By-Year Results (Since 1954)

## 1993

(9-7-2, 1-5-1 MPSF)

Head Coach: Gary St. Clair

9/7	at San Francisco State	W, 1-0
9/10	vs. New Mexico+	LOT, 3-5
9/12	at UNLV+	W, 4-3
9/15	Cal State Hayward	W, 5-1
9/19	Cal State Northridge	W, 2-1
9/21	Cal Poly	W, 2-0
9/24	TCU%	W, 6-1
9/26	UC Irvine%	W, 4-0
9/29	at California*	L, 2-3
10/3	at Loyola Marymount	W, 5-0
10/8	Oregon State*	LOT, 0-1
10/10	Washington*	L, 1-2
10/15	at Sacramento State*	W, 2-1
10/17	at Air Force*	L, 0-6
10/21	Stanford*	LOT, 0-1
10/24	at Santa Clara	L, 2-3
10/28	Gonzaga	T, 2-2
10/31	Fresno State*	T, 2-2

+ - UNLV Tournament (Las Vegas, Nev.)

% - SJSU/Mitre Tournament (San Jose, Calif.)

\* - Mountain Pacific Sports Federation (MPSF) Match

## 1994

(15-4-0, 4-3-0 MPSF)

Head Coach: Gary St. Clair

9/3	at Cal State Hayward	W, 2-0
9/6	San Francisco	W, 3-1
9/9	at UC Irvine+	W, 3-2
9/11	vs. San Diego State+	L, 0-1
9/14	San Francisco State	W, 3-0
9/16	UC Santa Barbara%	W, 2-1
9/18	Cal Poly%	W, 3-2
9/20	Humboldt State	W, 6-1
10/3	at Fresno State*	L, 1-2
10/7	at Washington*	L, 1-2
10/9	at Oregon State*	W, 4-1
10/14	Air Force*	W, 4-0
10/16	Sacramento State*	W, 2-0
10/21	California*	L, 2-3
10/23	Loyola Marymount	W, 6-0
10/25	Saint Mary's	W, 3-2
10/31	Cal State Stanislaus	W, 5-1
11/3	at Stanford*	W, 3-0
11/6	Santa Clara	W, 2-1

+ - UC Irvine Tournament (Irvine, Calif.)

% - SJSU/Mitre Tournament (San Jose, Calif.)

\* - Mountain Pacific Sports Federation (MPSF) Match

## 1995

(6-11-1, 3-3-1 MPSF)

Head Coach: Gary St. Clair

9/3	Cal State Hayward	W, 3-0
9/8	at San Diego+	L, 1-2
9/10	vs. Cal State Fullerton+	L, 1-2
9/15	vs. Western Kentucky%	L, 0-2
9/17	at New Mexico%	LOT, 1-2
9/24	Cal State Fullerton	L, 2-5
9/26	at San Francisco	W, 2-0
10/1	Fresno State*	L, 0-2
10/6	at Air Force*	L, 2-4
10/8	at Sacramento State*	W, 2-1



*Jorge Martinez (1997-00) produced 17 goals and 11 assists for a total of 45 points in 2000. The goals and points are the most for a Spartans in a single season since 1990.*

10/13	at California*	W, 1-0
10/20	Washington*	T, 2-2
10/22	Oregon State*	L, 1-3
10/24	at Santa Clara	L, 1-3
10/29	at Cal Poly	L, 2-4
11/1	at Saint Mary's	L, 1-3
11/5	Cal State Northridge	W, 4-3
11/8	Stanford*	W, 1-0

+ - Diadora Classic (San Diego, Calif.)

% - New Mexico Classic (Albuquerque, N.M.)

\* - Mountain Pacific Sports Federation (MPSF) Match

## 1996

(10-6-3, 4-2-2 WAC)

Head Coach: Gary St. Clair

8/30	Cal State Stanislaus	W, 7-0
9/2	Oregon State	LOT, 1-2
9/6	at UC Irvine	L, 1-3
9/8	at Loyola Marymount	T, 2-2
9/13	British Columbia	W, 2-1
9/14	Gonzaga	L, 1-3
9/19	at San Francisco	W, 1-0
9/25	California	W, 4-2
10/1	Saint Mary's	W, 2-1
10/9	at Fresno State*	L, 1-2
10/18	UNLV*	T, 2-2
10/20	San Diego State*	W, 5-0
10/25	at TCU*	W, 3-1
10/27	at SMU*	T, 2-2
10/30	at Stanford	L, 0-2
11/3	Tulsa*	W, 4-2
11/8	at New Mexico*	W, 2-0
11/10	at Air Force*	L, 1-3
11/14	Santa Clara	W, 3-1

\* - Western Athletic Conference (WAC) Match

## 1997

(9-10-0, 5-3-0 WAC)

Head Coach: Gary St. Clair

8/30	at Sacramento State	W, 4-1
9/3	Stanford	L, 1-2
9/7	at California	L, 0-1
9/11	at Loyola Marymount	W2OT, 2-1
9/13	at Cal State Northridge	WOT, 1-0
9/16	Cal Poly	W, 2-0
9/20	at Santa Clara	L, 0-2
9/23	San Francisco	L, 2-5
9/30	Saint Mary's	LOT, 2-3
10/5	at UCLA	L, 0-3
10/12	at Tulsa*	L, 1-3
10/17	TCU*	W, 5-1
10/19	SMU*	L2OT, 2-3
10/24	at UNLV*	W, 1-0
10/26	at San Diego State*	WOT, 2-1
11/2	Fresno State*	L, 0-2
11/7	New Mexico*	WOT, 4-3
11/9	Air Force*	W2OT, 3-2
11/14	SMU^	LOT, 1-2

\* - Western Athletic Conference (WAC) Match

^ - WAC Tournament (Fresno, Calif.)



# Year-By-Year Results (Since 1954)

## 1998

(14-6-1, 4-3-1 WAC)

Head Coach: Gary St. Clair

9/1	UC Davis	W, 2-1
9/4	Cal State Northridge	W, 9-2
9/7	at #6 Stanford	W, 2-1
9/11	at #18 Cal State Fullerton	W, 3-1
9/13	at Cal Poly	W, 3-0
9/17	Sacramento State	W, 5-2
9/20	at Saint Mary's	WOT, 1-0
9/24	California	W, 2-1
10/2	UC Santa Barbara	W, 3-0
10/10	at Fresno State*	L, 1-2
10/13	#22 Santa Clara	L2OT, 0-1
10/16	San Diego State*	W, 2-0
10/18	UNLV*	L, 2-3
10/24	#20 SMU*	L, 1-2
10/25	TCU*	W, 6-3
10/30	at Air Force*	T, 2-2
11/1	at New Mexico*	W, 1-0
11/6	Tulsa*	W, 1-0
11/8	at San Francisco	W, 1-0
11/13	Tulsa^	L, 1-3
11/23	at Stanford#	L3OT, 2-3

\* - Western Athletic Conference (WAC) Match

^ - WAC Tournament (Fresno, Calif.)

# - NCAA Championship

## 1999

(7-11-2, 4-6-0 WAC)

Head Coach: Gary St. Clair

9/1	Cal State Stanislaus	W, 5-1
9/5	Stanford	T, 0-0
9/8	at Sacramento State	W, 3-1
9/12	Cal Poly	W, 3-1
9/16	at Santa Clara	L, 0-2
9/19	UCLA	L, 0-1
9/24	at Washington+	T, 0-0
9/26	vs. Portland+	LOT, 0-1
10/2	at UC Santa Barbara	L, 0-1
10/8	at TCU*	L, 0-2
10/10	at SMU*	L, 0-2
10/15	Drury*	W, 6-2
10/17	Tulsa*	W, 3-1
10/20	San Francisco	LOT, 2-3
10/24	Fresno State*	LOT, 2-3
10/29	at Tulsa*	L, 0-2
10/31	Drury*	W, 2-1
11/7	at Fresno State*	L, 1-2
11/12	SMU*	L, 1-5
11/14	TCU*	W, 2-1

+ - Husky Classic (Seattle, Wash.)

\* - Western Athletic Conference (WAC) Match

## 2000 - MPSF Champions

(20-1-1, 8-0-0 MPSF)

Head Coach: Gary St. Clair

9/1	Cal State San Bernardino	W, 8-1
9/3	UC Santa Barbara	W, 2-0
9/8	Cal State Northridge	W, 1-0
9/15	at San Francisco	W, 2-0
9/17	at Sacramento State*	W, 3-0
9/21	at Loyola Marymount+	W, 2-0
9/23	vs. Loyola Chicago+	W, 3-0
9/26	#13 Stanford	T, 1-1
10/1	Air Force*	W, 3-0
10/5	Saint Mary's	W, 2-1
10/8	Santa Clara	W, 2-0
10/12	at Fresno State*	W, 4-0
10/15	Denver*	W, 2-0
10/19	Sacramento State*	W, 4-1
10/22	Fresno State*	W, 2-0
10/27	at Denver*	W, 3-1
10/29	at Air Force*	W, 1-0



*CJ Brown (1993-96) retired from the MLS's Chicago Fire after 13 seasons playing center back. His 296 games played, 290 starts and 25,738 minutes are among the best in MLS history and in 2012 he was inducted into the Chicago "Ring of Fire".*

11/1	at Cal Poly	W, 2-0
11/5	at California%	W, 3-2
11/10	vs. UC Irvine^	W, 1-0
11/12	at #12 Cal State Fullerton^	W, 3-2
11/18	vs. #16 Indiana#	L, 0-4

+ - Loyola Marymount Tournament (Los Angeles, Calif.)

% - Adidas Legacy Classis (Berkeley, Calif.)

\* - Mountain Pacific Sports Federation (MPSF) Match

^ - MPSF Tournament (Fullerton, Calif.)

# - NCAA Tournament (Santa Clara, Calif.)

## 2001

(9-7-4, 2-2-3 MPSF)

Head Coach: Gary St. Clair

8/31	Cal State Monterey Bay	W, 6-0
9/2	at Saint Mary's	W, 2-1
9/7	UC Riverside	W, 3-0
9/17	California	L, 2-3
9/21	at Cal State Northridge	L, 1-4
9/23	at UC Santa Barbara	W, 3-1
9/27	San Francisco	L, 2-5
9/30	UC Irvine	W, 2-1
10/4	at Stanford	L, 1-4
10/7	Cal Poly	W, 4-0
10/12	at UNLV*	L, 0-1
10/15	at New Mexico*	W, 1-0
10/19	San Diego State*	T, 1-1
10/21	Sacramento State*	T, 0-0
10/28	at Fresno State*	W, 2-1
11/2	Air Force*	T, 1-1
11/4	Denver*	L, 2-3
11/8	vs. Denver^	W, 2-0
11/9	vs. Fresno State^!	T4OT, 0-0
11/14	at Santa Clara	LOT, 1-2

\* - Mountain Pacific Sports Federation (MPSF) Match

^ - MPSF Tournament

! - Fresno State advances 3-2 on penalty kicks

## 2002

(11-9-1, 5-1-0 MPSF)

Head Coach: Gary St. Clair

9/1	at UC Riverside	LOT, 2-3
9/6	Cal State Monterey Bay	W2OT, 2-1
9/8	Cal State Northridge	W, 1-0
9/13	Alabama A&M	L2OT, 2-3
9/15	at San Francisco	L, 0-2
9/19	at Santa Clara	L, 0-2
9/22	at UC Irvine	W, 1-0
9/26	at Cal Poly	W, 2-1
9/29	Loyola Marymount	L, 1-3
10/3	at #2 Stanford	L2OT, 1-2
10/6	California	L, 1-2
10/11	at Saint Mary's	W, 2-1
10/14	Notre Dame de Namur	WOT, 1-0
10/18	Denver*	WOT, 1-0

# Year-By-Year Results (Since 1954)

10/20	at Air Force*	W, 4-2
10/25	at San Diego State*	W, 2-0
11/1	UNLV*	W, 2-1
11/3	New Mexico*	LOT, 0-1
11/10	at Sacramento State*	WOT, 2-1
11/15	vs. UNLV^!	T, 3-3
11/17	vs. New Mexico^	LOT, 1-2

\* - Mountain Pacific Sports Federation (MPSF) Match

^! - MPSF Tournament (SJSU advances 5-4 on penalty kicks)

^ - MPSF Tournament

## 2003 - MPSF Champions

(12-7-2, 5-1-0 MPSF)

### Head Coach: Gary St. Clair

8/29	Notre Dame de Namur	W, 6-0
8/31	UC Santa Barbara	T, 1-1
9/5	at UC Irvine	W, 2-0
9/8	at UC Riverside	L2OT, 1-2
9/23	Santa Clara	W, 2-1
9/26	Sacramento State*	W, 6-1
9/28	Cal Poly	T, 0-0
10/1	Cal State Monterey Bay	W, 3-1
10/5	San Francisco	W, 3-0
10/10	at Cal State Northridge	L, 0-5
10/12	at #15 Loyola Marymount	LOT, 1-2
10/17	at Denver*	W, 2-1
10/19	Air Force*	W, 3-0
10/23	at UNLV*	W, 2-0
10/31	at New Mexico*	L, 0-1
11/2	San Diego State*	W, 2-1
11/6	Stanford	L, 1-5
11/9	at California	LOT, 1-2
11/14	vs. San Diego State^	W, 2-1
11/16	vs. New Mexico^	W, 3-2
11/21	at California#	L, 0-2

\* - Mountain Pacific Sports Federation (MPSF) Match

^ - MPSF Tournament (Sacramento, Calif.)

# - NCAA Tournament

## 2004

(5-13-1, 4-8-0 MPSF)

### Head Coach: Gary St. Clair

9/1	Notre Dame de Namur	LOT, 2-3
9/5	Cal State Monterey Bay	W, 4-1
9/10	at Stanford	L, 0-1
9/12	at #9 California	L, 0-2
9/16	at #3 Santa Clara+	L, 1-2
9/18	vs. San Francisco+	L, 1-2
9/25	at Cal Poly	T, 0-0
10/1	at Denver*	L, 1-3
10/3	at Air Force*	L, 0-2
10/8	at Sacramento State*	LOT, 3-4
10/15	UNLV*	L, 0-1
10/17	San Diego State*	W, 2-0

10/22	Air Force*	W, 3-2
10/24	Denver*	W, 3-2
10/29	at San Diego State*	W, 2-1
10/31	at UNLV*	L, 0-1
11/4	#2 New Mexico*	L, 1-5

11/11	Sacramento State*	L, 0-3
11/14	at #2 New Mexico*	L, 0-2

+ - Adidas Classic (Santa Clara, Calif.)

\* - Mountain Pacific Sports Federation (MPSF) Match

## 2005

(11-5-3, 7-2-1 MPSF)

### Head Coach: Gary St. Clair

9/1	Stanford	T, 0-0
9/7	Saint Mary's	W, 2-1
9/9	vs. UC Irvine+	WOT, 1-0
9/11	at Cal State Fullerton	T, 2-2
9/16	UC Riverside	W, 2-0
9/23	San Francisco	L, 1-3
9/25	Cal Poly	L, 1-2
9/29	#8 Santa Clara	L, 0-2
10/4	Notre Dame de Namur	W, 2-1
10/9	Sacramento State*	W, 1-0
10/14	at UNLV*	WOT, 3-2
10/16	at #2 New Mexico*	WOT, 3-2
10/21	Air Force*	L, 2-3
10/23	Denver*	W, 3-1
10/28	at Air Force*	W, 1-0
10/30	at Denver*	WOT, 2-1
11/4	#2 New Mexico*	L, 1-3
11/6	UNLV*	T, 2-2
11/13	at Sacramento State*	W, 2-1

+ - Played at Cal State Fullerton (Fullerton, Calif.)

\* - Mountain Pacific Sports Federation (MPSF) Match

## 2006

(7-10-1, 4-6-0 MPSF)

### Head Coach: Gary St. Clair

8/27	Cal State Fullerton	LOT, 2-3
8/31	Saint Mary's	W, 1-0
9/3	#10 San Francisco	L, 0-2
9/8	at Stanford+	W, 2-1
9/10	#17 California+!	L, 0-2
9/16	Notre Dame de Namur	W, 2-1
9/22	at #15 Santa Clara	T, 0-0
9/26	at Cal Poly	L, 0-3
10/1	at Sacramento State*	W, 1-0
10/6	at #17 New Mexico*	L, 0-2
10/8	at UNLV*	W, 2-1
10/12	Denver*	L, 0-1
10/15	Air Force*	WOT, 1-0

10/20	at Denver*	L, 0-3
10/22	at Air Force*	L, 0-1
10/26	UNLV*	W, 3-0
10/29	#9 New Mexico*	L, 1-3
11/3	Sacramento State*	L, 0-3

\* - Mountain Pacific Sports Federation (MPSF) Match

## 2007

(10-9-1, 5-5-0 MPSF)

### Head Coach: Gary St. Clair

8/31	vs. Charlotte+	W, 2-1
9/2	at Davidson+	W2OT, 3-2
9/9	at San Francisco	L, 2-3
9/14	at UC Riverside	W, 3-0
9/16	at #20 UC Irvine	LOT, 2-3
9/20	#7 Santa Clara	L, 0-2
9/23	at Saint Mary's	L, 1-2
9/26	CSU Bakersfield	W, 2-0
9/30	College of Charleston	W, 4-0
10/7	Sacramento State*	W, 2-1
10/12	#22 New Mexico*	L, 1-4
10/14	UNLV*	W, 3-0
10/19	at Air Force*	W, 3-1
10/29	at Denver*	LOT, 1-2
11/2	Air Force*	LOT, 2-3
11/4	Denver*	LOT, 1-2
11/9	at UNLV*	W, 3-1
11/11	at #22 New Mexico*	L, 1-5
11/14	at Sacramento State*	W, 1-0

+ - Davidson/Adidas Classic, (Davidson, N.C.)

\* - Mountain Pacific Sports Federation (MPSF) Match

## 2008

(9-5-4, 5-4-1 MPSF)

### Head Coach: Gary St. Clair

8/29	Notre Dame de Namur	W, 3-0
8/31	Stanford	T, 1-1
9/10	San Francisco	W2OT, 1-0
9/14	at #29 UC Davis	L, 0-2
9/18	Cal Poly	T, 2-2
9/21	Seattle U	W, 2-1
9/24	at Santa Clara	T, 1-1
9/28	at CSU Bakersfield	W, 2-0
10/5	at Sacramento State*	L, 0-1
10/10	at New Mexico*	LOT, 0-1
10/12	at UNLV*	L, 1-2
11/17	Denver*	LOT, 2-3
10/19	Air Force*	W, 1-0
10/31	at Denver*	T, 3-3
11/2	at Air Force*	W, 1-0
11/7	UNLV*	WOT, 2-1

# Year-By-Year Results (Since 1954)

11/9	New Mexico*	W, 1-0
11/15	Sacramento State*	W, 4-1

\* - Mountain Pacific Sports Federation (MPSF) Match

## 2009

(9-10-1, 4-3-0 MPSF)

Head Coach: Gary St. Clair

9/1	#24 UC Davis	W, 4-1
9/4	at Oregon State+	L, 1-3
9/6	vs. Houston Baptist+	L, 0-1
9/11	at Loyola Marymount	L, 0-1
9/13	at UC Riverside	L, 1-2
9/16	Notre Dame de Namur	W, 5-0
9/20	at Cal Poly	L, 1-2
9/25	at San Francisco	L2OT, 1-2
9/27	Santa Clara	T, 0-0
10/2	at Houston Baptist#	W, 2-0
10/4	vs. Howard#	W, 1-0
10/8	Sacramento State	W, 2-1
10/16	Denver*	W2OT, 1-0
10/18	Air Force*	W, 1-0
10/23	at CSU Bakersfield*	W, 4-2
10/25	at Seattle U*	W, 1-0
10/30	UNLV*	L, 0-1
11/1	New Mexico*	LOT, 0-1
11/7	at Sacramento State*	L, 3-4
11/12	vs. UNLV^	L, 2-4

+ - OSU/Nike Challenge (Corvallis, Ore.)

# - HBU Classic (Houston, Texas)

\* - Mountain Pacific Sports Federation (MPSF) Match

^ - MPSF Tournament (Denver, Colo.)

## 2010

(7-9-3, 1-6-3 MPSF)

Head Coach: Gary St. Clair

9/1	UC Riverside	W, 3-2
9/3	Cal State Monterey Bay	W, 4-0
9/5	at UC Davis	LOT, 0-1
9/10	at Cal State Fullerton+	W, 1-0
9/12	vs. Cal State Northridge+	W, 3-1
9/16	Saint Mary's	L, 0-2
9/19	Loyola Marymount	W, 2-1
9/24	at Santa Clara	L, 1-2
9/26	San Francisco	W, 2-1
10/3	at Sacramento State*	T, 0-0
10/8	at Seattle U*	T, 0-0
10/10	CSU Bakersfield*	LOT, 1-2
10/15	at CSU Bakersfield*	L, 0-1
10/17	Seattle U*	W, 1-0
10/22	at Air Force	L, 0-2
10/24	at Denver*	L, 1-3
10/29	UNLV*	LOT, 1-2
10/31	New Mexico*	T, 0-0
11/6	Sacramento State*	LOT, 0-1

+ - Cal State Fullerton Tournament (Fullerton, Calif.)

\* - Mountain Pacific Sports Federation (MPSF) Match

## 2011

(9-8-3, 5-5-0 MPSF)

Head Coach: Gary St. Clair

8/26	Fresno Pacific	W, 4-1
9/4	at Saint Mary's	T, 0-0
9/9	Cleveland State+	L, 0-2
9/11	Nebraska-Omaha+	W, 2-0
9/16	at Loyola Marymount	WOT, 2-1
9/18	at UC Riverside	T, 1-1
9/22	Santa Clara	T, 1-1
9/25	at San Francisco	L, 0-3
10/2	Sacramento State*	LOT, 0-1
10/7	Seattle U*	WOT, 2-1
10/9	#25 CSU Bakersfield*	L, 0-2
10/14	at Seattle U*	W, 2-1
10/16	at #19 CSU Bakersfield*	W, 2-1
10/21	Air Force*	L, 0-1
10/23	Denver*	W, 3-0
10/28	at UNLV*	W, 2-1
10/30	at #1 New Mexico*	L, 0-1
11/5	at Sacramento State*	LOT, 2-3
11/10	vs. Sacramento State^	W, 4-2
11/11	vs. #1 New Mexico^	L, 0-3

+ - San Jose State/Santa Clara Tournament (San Jose, Calif.)

\* - Mountain Pacific Sports Federation (MPSF) Match

^ - MPSF Tournament (Albuquerque, N.M.)



Frankie Sanfilippo (1999-03) earned All-MPSF honors in each of his four seasons as a Spartan and in 2007 was named to the league's 15th Anniversary Team. He was a two-time NSCAA All-Far West Region selection (2002 & '03) and earned the team MVP Award in those years as well.

^ - MPSF Tournament (Denver, Colo.)

## 2012

(8-9-1, 5-4-1 MPSF)

Head Coach: Gary St. Clair

8/26	San Francisco	L, 0-2
9/2	Cal Poly	L, 1-3
9/9	at Santa Clara	W, 5-3
9/12	at Stanford	LOT, 1-2
9/16	at Sacramento State	W, 2-1
9/21	Bradley+	W, 3-2
9/23	NJIT+	L, 2-4
9/30	at Seattle U*	T, 0-0
10/5	at CSU Bakersfield*	W, 2-1
10/7	at UNLV*	W, 2-1
10/12	CSU Bakersfield*	W, 1-0
10/14	UNLV*	L, 2-3
10/19	at Denver*	L, 0-4
10/21	at Air Force*	L, 1-3
10/26	#14 New Mexico*	L, 0-1
10/28	Houston Baptist*	W, 2-0
11/3	Seattle U*	W, 3-0
11/8	vs. Denver^	LOT, 1-2

+ - San Jose State/Santa Clara Tournament (San Jose, Calif.)

\* - Mountain Pacific Sports Federation (MPSF) Match

^ - MPSF Tournament (Albuquerque, N.M.)

## 2013

(4-13-4, 3-6-1 WAC)

Head Coach: Gary St. Clair

8/30	Sacramento State	L2OT, 0-1
9/1	S. Illinois-Edwardsville	L, 0-2
9/8	at San Francisco	L, 1-2
9/13	Fresno Pacific	T, 1-1
9/15	at Cal Poly	L, 1-6
9/19	Santa Clara	L, 0-1
9/22	at Oregon State	L, 0-1
9/29	Saint Mary's	T, 0-0
10/5	Seattle U*	L, 0-4
10/11	CSU Bakersfield*	L, 3-4
10/13	UNLV*	W, 1-0
10/18	at CSU Bakersfield*	L, 0-1
10/20	at UNLV*	L, 0-1
10/25	Grand Canyon*	W, 3-1
10/27	Air Force*	T, 1-1
11/1	at UMKC*	W, 3-1
11/3	at Houston Baptist*	L, 1-5
11/9	at Seattle U*	L, 0-1
11/14	vs. UNLV^#	T, 2-2
11/15	vs. CSU Bakersfield^	W, 1-0
11/17	vs. Seattle U^	L, 1-2

\* - Western Athletic Conference (WAC) Match

^ - WAC Tournament (Colorado Springs, Colo.)

# - SJSU advances in a shootout (9-to-8)

\* - Western Athletic Conference (WAC) Match

^ - WAC Tournament (Seattle, Wash.)

# Year-By-Year Results (Since 1954)

## 2014

(6-11-2, 4-4-2 WAC)

Head Coach: Simon Tobin

8/29	at Bradley+	L2OT, 2-3
9/10	at Stanford	L, 1-4
9/18	at Sacramento State	L, 2-3
9/23	UC Riverside	L, 0-2
9/25	Loyola Marymount	L, 0-1
9/28	at Santa Clara	L, 0-1
9/30	at Grand Canyon*	T, 1-1
10/2	at UNLV*	L, 0-4
10/6	Seattle University*	L, 1-2
10/8	at CSU Bakersfield*	L, 1-2
10/14	Houston Baptist*	W, 2-1
10/16	Incarnate Word*	L, 1-4
10/23	Utah Valley*	L, 1-2
10/27	at Air Force*	W, 1-0
10/29	at Kansas City*	W, 2-1
11/5	UTRGV	L, 1-2

\* - Western Athletic Conference (WAC) Match

## 2015

(6-11-2, 4-4-2 WAC)

Head Coach: Simon Tobin

8/28	at Loyola Marymount	L, 0-1
9/4	Sacramento State	W, 4-2
9/10	at #13 Stanford	L, 0-1
9/13	at Pacific	L, 0-3
9/16	UC Davis	W2OT, 2-1
9/20	at San Diego	L, 0-2
9/25	at UC Riverside	L, 2-5
10/1	Santa Clara	L, 0-3
10/4	at Incarnate Word*	W, 2-1
10/9	UNLV*	L, 0-1
10/11	Grand Canyon*	W, 6-0
10/16	at Utah Valley*	L, 2-3
10/18	at #24 Seattle U*	L, 0-1
10/23	UMKC*	W, 2-0
10/25	Air Force*	T, 1-1
10/30	at UTRGV*	W, 3-1
11/1	at Houston Baptist*	LOT, 1-2
11/7	CSU Bakersfield*	T, 0-0
11/12	vs. UNLV+	L, 1-3

\* - Western Athletic Conference (WAC) Match

+ - WAC Tournament (Kansas City, Mo.)

## 2016

(4-13-2, 3-6-1 WAC)

Head Coach: Simon Tobin

8/26	at UC Davis	T, 0-0
8/28	Pacific	W, 3-2
9/2	at Oregon State	L, 0-3
9/4	at Portland	LOT, 1-2
9/10	at #24 Stanford	L, 1-4
9/18	at Sacramento State	L, 2-3
9/23	UC Riverside	L, 0-2
9/25	Loyola Marymount	LOT, 0-1
9/28	at Santa Clara	L2OT, 0-1
9/30	at Grand Canyon*	T, 1-1
10/2	at UNLV*	L, 0-4
10/6	Seattle U*	L, 1-2
10/8	at CSU Bakersfield*	L, 1-2
10/14	Houston Baptist*	W, 2-1
10/16	Incarnate Word*	L, 1-4
10/23	Utah Valley*	L, 1-2
10/27	at Air Force*	W, 1-0
10/29	at UMKC*	W, 2-1
11/5	UTRGV*	L, 1-2

\* - Western Athletic Conference (WAC) Match

## 2017

(9-11-1, 5-4-1 WAC)

Head Coach: Simon Tobin

8/25	#1 Stanford	L, 0-4
9/1	UC Davis	W, 3-2
9/3	Sacramento State	L, 0-2
9/7	Saint Mary's	W, 2-0
9/14	at Cal State Northridge	L, 1-2
9/17	at Pacific	L, 1-2
9/22	at San Francisco	L, 2-5
9/24	San Diego	L, 0-1
9/29	at Utah Valley*	T, 1-1
10/1	at Seattle University*	L, 0-1
10/6	UNLV*	L, 2-5
10/8	Grand Canyon*	L2OT, 0-1
10/15	at Houston Baptist*	W, 1-0
10/20	at Incarnate Word*	W, 2-0
10/22	at UTRGV*	W, 1-0
10/27	#15 Air Force	L, 0-4
10/29	UMKC*	W, 4-3
11/3	CSU Bakersfield*	W, 1-0
11/8	vs. UTRGV+	W, 2-0
11/10	vs. #12 Air Force+	W, 1-0
11/12	vs. #23 Seattle University+	L, 1-2

\* - Western Athletic Conference (WAC) Match

+ - WAC Tournament (Las Vegas, Nev.)

## 2018

(8-10-3, 5-5-1 WAC)

Head Coach: Simon Tobin

8/24	at #1 Stanford	T, 0-0
8/26	Cal State Northridge	L, 0-1
8/31	at UC Davis	L, 2-3
9/2	at Sacramento State	W, 2-1
9/6	at Saint Mary's	L, 1-5
9/10	San Francisco	W, 4-1
9/16	Saint Mary's	L, 0-3
9/22	at CSU Bakersfield*	W, 2-1
9/28	at Houston Baptist*	T, 2-2
9/30	at Kansas City*	L, 0-1
10/5	Grand Canyon*	W, 1-0
10/7	UNLV*	W, 2-1
10/14	Cal Baptist*	L, 0-1
10/18	at #15 Air Force*	L, 0-4
10/20	at Utah Valley*	W, 2-1
10/26	Incarnate Word*	W, 3-1
10/28	UTRGV*	L, 1-2
11/2	Seattle University*	L, 1-2
11/7	at Seattle University+!	T, 3-3
11/9	UTRGV+	W, 1-0
11/11	Grand Canyon+	L, 0-1

\* - Western Athletic Conference (WAC) Match

+ - WAC Tournament (Seattle, Wash.)

! - San Jose State advances 6-5 on penalty kicks

## 2019

(5-12-2, 5-4-2 WAC)

Head Coach: Simon Tobin

8/30	Sacramento State	L, 0-2
9/3	at Pacific	LOT, 1-2
9/6	at Santa Clara	L, 1-5
9/9	#8 Saint Mary's	L, 2-5
9/12	at San Francisco	L, 0-3
9/21	UC Davis	L, 1-3
9/24	at #1 Stanford	L, 0-3
9/28	CSU Bakersfield*	W, 3-2
10/4	Kansas City*	W, 6-0
10/6	Houston Baptist*	LOT, 2-3
10/11	at Grand Canyon*	T, 2-2
10/13	at UNLV*	L, 1-2
10/19	at Cal Baptist*	L, 1-2
10/25	Utah Valley*	W, 3-0
10/27	Air Force*	W, 2-0
11/1	at UTRGV*	T, 0-0
11/3	at Incarnate Word*	W, 2-1
11/9	at Seattle University*	L, 1-3
11/13	vs. CSU Bakersfield+	L, 0-1

\* - Western Athletic Conference (WAC) Match

+ - WAC Tournament (USAFA, Colo.)



# Year-By-Year Results (Since 1954)

4/3	Incarnate Word*	WOT, 2-1
4/5	UNLV*	W, 1-0
4/13	vs. Air Force^#	T, 2-2

\* - Western Athletic Conference (WAC) Match

^ - WAC Tournament (Las Vegas, Nev.)

# - AFA advances in a shootout (4-to-3)

11/04	SeattleU*	W, 1-0
11/11	SeattleU+	W, 4-0
11/13	Cal Baptist+	T, 0-0 (Shootout Loss)

\* - Western Athletic Conference (WAC) Match

+ - WAC Tournament (Riverside, Calif.)

## 2021

(10-7-3, 7-2-2 WAC)

Head Coach: Simon Tobin

8/26	at CSU Bakersfield	W, 2-1
9/2	Sacramento State	L, 2-3
9/5	UC Davis	W, 5-2
9/11	at #20 Stanford	T2OT, 0-0
9/13	at Saint Mary's	L, 2-4
9/16	UC San Diego	L, 0-2
9/19	at Pacific	L, 1-4
9/25	at Air Force*	L, 0-2
10/1	Dixie State*	W, 3-0
10/3	UNLV*	W, 2-0
10/7	at Utah Valley*	W, 1-0
10/9	at Cal Baptist*	T2OT, 1-1
10/16	#10 Grand Canyon*	W, 2-1
10/22	at UTRGV*	W, 2-1
10/24	at Incarnate Word*	W, 1-0
10/29	Chicago State*	T2OT, 0-0
10/31	Houston Baptist*	W, 3-2
11/6	at SeattleU*	L, 1-2
11/10	Utah Valley+	W, 4-3
11/12	#25 Grand Canyon+	L, 1-4

\* - Western Athletic Conference (WAC) Match

+ - WAC Tournament (Phoenix, Ariz.)

## 2022

(10-5-4, 5-2-2 WAC)

Head Coach: Simon Tobin

8/25	CSU Bakersfield	W, 2-1
8/28	at Sacramento State	L, 1-2
9/1	at San Francisco	T, 1-1
9/4	at #3 Stanford	L, 0-4
9/8	Saint Mary's	L, 0-4
9/14	at UC Davis	W, 3-2
9/22	Pacific	W, 2-0
9/30	Houston Christian*	T, 1-1
10/2	UTRGV*	W, 3-0
10/8	Incarnate Word*	W, 2-1
10/14	at UNLV*	W, 3-1
10/16	at Utah Tech*	W, 2-0
10/21	Cal Baptist*	L, 0-1
10/23	Utah Valley*	W, 1-0
10/28	at Air Force*	T, 1-1
10/30	at Grand Canyon*	L, 0-1



# Year-By-Year Stats

(Since 1990)





#	Name	GP-GS	MIN	G	A	PTS	SH	SH%	SOG	SOG%	YC-RC	GW	PK-PA
8	Leroux, Beau	19-19	1617	7	2	16	62	0.113	25	0.403	2-0	3	0-0
17	Guzman, Anthony	17-1	612	4	2	10	16	0.250	10	0.625	2-0	2	0-0
14	Iniguez, Angel	15-4	598	2	5	9	18	0.111	10	0.556	0-0	1	0-0
2	Garcia, Joel	17-16	1221	4	0	8	23	0.174	10	0.435	8-0	0	0-0
6	Wood, Finlay	18-18	1491	2	3	7	30	0.067	10	0.333	2-1	0	1-1
20	Padilla, Herminio	19-19	1489	1	4	6	19	0.053	7	0.368	3-0	1	0-0
10	Lomeli, Isaac	19-17	1104	1	3	5	15	0.067	9	0.600	3-0	0	0-0
7	Nakashima, Ryota	14-4	396	2	1	5	6	0.333	4	0.667	0-0	2	0-0
21	Scarafia, Riccardo	17-14	1017	1	2	4	23	0.043	9	0.391	4-0	0	0-0
13	Barocio, Mario	17-9	846	1	1	3	10	0.100	6	0.600	2-0	0	0-0
19	Delgadillo, Diego	8-0	126	1	0	2	2	0.500	2	1.000	1-0	0	0-0
5	Poulsgaard, Kasper	18-18	1640	1	0	2	7	0.143	4	0.571	2-0	1	0-0
15	Redfield, Josh	19-18	1572	0	1	1	6	0.000	1	0.167	5-0	0	0-0
1	Sweeney, David	19-19	1730	0	1	1	0	0.000	0	0.000	4-0	0	0-0
27	Aguilera, Ernesto	3-0	69	0	0	0	1	0.000	0	0.000	0-0	0	0-0
22	Barajas, Andy	6-1	143	0	0	0	1	0.000	0	0.000	0-0	0	0-0
29	Boyce, Julian	5-0	59	0	0	0	0	0.000	0	0.000	1-0	0	0-0
3	Boyd, Jude	2-0	63	0	0	0	1	0.000	1	1.000	0-0	0	0-0
18	Corona, Emiliano	8-0	117	0	0	0	3	0.000	1	0.333	0-0	0	0-0
23	Lucas, Josh	3-0	69	0	0	0	2	0.000	0	0.000	0-0	0	0-0
12	Maldonado, Andres	7-2	241	0	0	0	3	0.000	1	0.333	2-0	0	0-0
11	Mattia, Tamba	1-0	21	0	0	0	2	0.000	0	0.000	0-0	0	0-0
4	Miranda, Eduardo	16-14	1346	0	0	0	10	0.000	5	0.500	4-0	0	0-0
16	Nishimora, Gaku	17-15	1337	0	0	0	5	0.000	3	0.600	2-0	0	0-0
9	Richards, Bennett	5-0	39	0	0	0	1	0.000	1	1.000	0-0	0	0-0
28	Ruiz-Hurst, Sebastian	3-1	64	0	0	0	0	0.000	0	0.000	0-0	0	0-0

#	Name	G	GS	MIN	GA	GAA	SV	SV%	W	L	T	SHO	SF
1	Sweeney, David	19	19-19	1730:00	19	0.99	64	0.771	10	5	4	8	218
	<b>Total</b>	<b>19</b>	-	<b>1730:00</b>	<b>19</b>	<b>0.99</b>	<b>64</b>	<b>0.771</b>	<b>10</b>	<b>5</b>	<b>4</b>	<b>8</b>	<b>218</b>
	<b>Opponents</b>	<b>19</b>	-	<b>1730:00</b>	<b>27</b>	<b>1.40</b>	<b>91</b>	<b>0.771</b>	-	-	-	<b>5</b>	<b>266</b>

# 2022

#	Name	GP-GS	MIN	G	A	PTS	SH	SH%	SOG	SOG%	YC-RC	GW	PK-PA
9	Castro, Rudi	12-10	869	7	4	18	44	0.159	22	0.500	3-0	3	0-0
10	Miranda, Willy	18-18	1308	7	4	18	54	0.130	24	0.444	2-0	2	0-0
8	Allen, Max	20-19	1710	4	7	15	26	0.154	13	0.500	4-0	1	1-1
18	Lemus, Omar	19-14	1296	2	4	8	26	0.077	11	0.423	0-0	1	0-0
6	Wood, Finlay	18-18	1482	2	4	8	33	0.061	10	0.303	2-0	1	2-2
5	Poulsgaard, Kasper	19-18	1660	3	1	7	6	0.500	4	0.667	3-0	1	0-0
3	Adam, Jamal	18-4	793	3	0	6	19	0.158	5	0.263	2-0	0	0-0
7	Nakashima, Ryota	20-16	1229	2	2	6	20	0.100	9	0.450	0-0	0	0-0
20	Bolden, Kameron	20-19	1763	2	1	5	7	0.286	3	0.429	2-0	1	0-0
12	Gomez-Zavala, Carlos	20-19	1613	0	3	3	13	0.000	2	0.154	1-0	0	0-0
24	Bermudez, Miguel	15-13	817	1	0	2	3	0.333	2	0.667	1-1	0	0-0
22	Barajas, Andy	4-4	315	0	1	1	2	0.000	1	0.500	0-0	0	0-0
23	Leroux, Beau	17-9	930	0	1	1	10	0.000	4	0.400	0-0	0	0-0
21	Boyce, Julian	4-0	69	0	0	0	1	0.000	0	0.000	1-0	0	0-0
17	Boyd, Jude	9-3	217	0	0	0	0	0.000	0	0.000	0-0	0	0-0
2	Garcia, Joel	1-1	23	0	0	0	1	0.000	0	0.000	0-0	0	0-0
4	Miranda, Eduardo	4-4	315	0	0	0	2	0.000	0	0.000	1-0	0	0-0
14	Moll, Preston	6-2	156	0	0	0	0	0.000	0	0.000	0-0	0	0-0
15	Redfield, Josh	155	677	0	0	0	1	0.000	0	0.000	0-0	0	0-0
27	Rivera, Andres	6-1	117	0	0	0	1	0.000	1	1.000	0-0	0	0-0
28	Ruiz-Hurst, Sebastian	1-0	21	0	0	0	0	0.000	0	0.000	0-0	0	0-0
11	Sanchez, Danny	16-2	399	0	0	0	5	0.000	3	0.600	1-0	0	0-0
1	Sweeney, David	14-14	1235	0	0	0	0	0.000	0	0.000	0-0	0	0-0
13	Verdu, Xavi	7-1	149	0	0	0	2	0.000	1	0.500	0-0	0	0-0
25	Waltz, Eric	7-6	560	0	0	0	0	0.000	0	0.000	1-0	0	0-0

#	Name	G	GS	MIN	GA	GAA	SV	SV%	W	L	T	SHO	SF
1	Sweeney, David	14	14	1234:38	23	1.68	65	0.739	7	4	2	4	193
25	Waltz, Eric	7	6	625:22	9	1.30	22	0.710	3	3	1	2	72
	<b>Total</b>	<b>20</b>	<b>-</b>	<b>1860:00</b>	<b>32</b>	<b>1.55</b>	<b>87</b>	<b>0.731</b>	<b>10</b>	<b>7</b>	<b>3</b>	<b>6</b>	<b>265</b>
	<b>Opponents</b>	<b>20</b>	<b>-</b>	<b>1860:00</b>	<b>33</b>	<b>1.60</b>	<b>80</b>	<b>0.708</b>	<b>-</b>	<b>-</b>	<b>-</b>	<b>4</b>	<b>276</b>

# 2021

#	Name	GP-GS	MIN	G	A	PTS	SH	SH%	SOG	SOG%	YC-RC	GW	PK-PA
7	Castro, Rudi	9-9	800	5	10	20	28	0.179	16	0.571	3-0	1	1-1
14	Brenes, Nicolas	9-8	631	3	5	11	23	0.130	11	0.478	1-0	1	0-0
10	Miranda, Willy	9-9	665	4	2	10	23	0.174	9	0.391	0-0	1	0-0
8	Allen, Max	6-6	565	0	5	5	3	0.000	1	0.333	2-0	0	0-0
12	Gomez-Zavala, Carlos	9-9	716	0	4	4	2	0.000	0	0.000	1-0	0	0-0
18	Lemus, Omar	8-5	587	2	0	4	8	0.250	4	0.500	1-0	0	0-0
3	Adam, Jamal	9-2	294	1	1	3	6	0.167	3	0.500	1-0	0	0-0
20	Bolden, Kameron	7-6	546	1	0	2	2	0.500	1	0.500	2-1	0	0-0
11	Sanchez, Danny	6-0	156	1	0	2	1	1.000	1	1.000	0-0	1	0-0
6	Wood, Finlay	8-6	593	1	0	2	7	0.143	5	0.714	2-0	1	0-0
19	Mariani, Jered	8-0	301	0	1	1	4	0.000	0	0.000	1-0	0	0-0
5	Saydee, Eddie	6-3	194	0	1	1	0	0.000	0	0.000	1-0	0	0-0
22	Barajas, Andy	8-6	527	0	0	0	2	0.000	1	0.500	0-0	0	0-0
24	Bermudez, Miguel	6-2	295	0	0	0	3	0.000	1	0.333	0-0	0	0-0
21	Boyce, Julian	2-0	12	0	0	0	0	0.000	0	0.000	0-0	0	0-0
13	Buenfil, Eduardo	4-1	84	0	0	0	1	0.000	1	1.000	0-0	0	0-0
2	Garcia, Joel	8-1	187	0	0	0	2	0.000	1	0.500	0-0	0	0-0
16	Hernandez, Aoi	2-1	35	0	0	0	0	0.000	0	0.000	0-0	0	0-0
27	Lopez, Jorge	1-0	7	0	0	0	0	0.000	0	0.000	0-0	0	0-0
4	Miranda, Eduardo	6-5	503	0	0	0	2	0.000	2	1.000	3-1	0	0-0
23	Poulsgaard, Kasper	9-9	800	0	0	0	6	0.000	3	0.500	0-0	0	0-0
15	Redfield, Josh	7-2	327	0	0	0	3	0.000	2	0.667	0-0	0	0-0
	<b>Totals</b>	<b>9</b>	<b>-</b>	<b>9753</b>	<b>18</b>	<b>29</b>	<b>65</b>	<b>126</b>	<b>0.143</b>	<b>62</b>	<b>0.492</b>	<b>18-2</b>	<b>1-1</b>
	<b>Opponents</b>	<b>9</b>	<b>-</b>	<b>9711</b>	<b>11</b>	<b>8</b>	<b>30</b>	<b>88</b>	<b>0.125</b>	<b>37</b>	<b>0.420</b>	<b>22-1</b>	<b>4-4</b>
Name	GS	Minutes	GA	Avg	Saves	Pct	W	L	T	Sho	SF		
1	Sweeney, David	8	8	791:43	11	1.25	23	0.676	4	1	3	1	78
26	Waltz, Eric	1	1	90:00	0	0.00	4	1.000	1	0	0	1	11
	<b>Totals</b>	<b>9</b>	<b>-</b>	<b>881:43</b>	<b>11</b>	<b>1.12</b>	<b>27</b>	<b>0.711</b>	<b>5</b>	<b>1</b>	<b>3</b>	<b>2</b>	<b>89</b>
	<b>Opponents</b>	<b>9</b>	<b>-</b>	<b>881:43</b>	<b>18</b>	<b>1.84</b>	<b>44</b>	<b>0.710</b>	<b>-</b>	<b>-</b>	<b>-</b>	<b>0</b>	<b>126</b>

# 2020-21



#	Name	GP-GS	MIN	G	A	PTS	SH	SH%	SOG	SOG%	YC-RC	GW	PK-PA
7	Castro, Rudi	18-18	1317	9	2	20	59	0.153	31	0.525	3-1	1	3-4
14	Brenes, Nicolas	18-15	1184	4	0	8	37	0.108	20	0.541	0-0	1	0-0
11	Sanchez, Danny	19-9	862	4	0	8	22	0.182	14	0.636	1-0	0	0-0
18	Lemus, Omar	18-16	1321	1	5	7	4	0.250	4	1.000	1-0	0	0-0
17	Khorami, Suliman	15-12	803	3	0	6	15	0.200	8	0.533	1-0	0	0-0
2	Farias, Angel	19-16	1314	2	1	5	6	0.333	4	0.667	1-0	0	0-0
10	Miranda, Willy	14-1	509	2	1	5	13	0.154	5	0.385	4-0	1	1-1
12	Gomez-Zavala, Carlos	19-19	1574	1	2	4	6	0.167	3	0.500	0-0	1	0-0
8	Allen, Max	18-18	1555	0	3	3	30	0.000	14	0.467	6-1	0	0-0
13	Buenfil, Eduardo	19-16	1352	1	1	3	20	0.050	10	0.500	1-0	0	0-0
15	Dukes, Jeff	18-18	1530	1	0	2	9	0.111	6	0.667	2-1	1	0-0
6	Wood, Finlay	16-13	1245	0	1	1	10	0.000	4	0.400	1-0	0	0-0
3	Adam, Jamal	13-0	302	0	1	1	5	0.000	1	0.200	0-0	0	0-0
1	Reyes-Zavalza, Rodrigo	5-5	454	0	0	0	0	0.000	0	0.000	0-0	0	0-0
9	de Dios, Isaiah	9-2	201	0	0	0	1	0.000	1	1.000	0-0	0	0-0
16	Hernandez, Aoi	3-0	44	0	0	0	0	0.000	0	0.000	0-0	0	0-0
5	Saydee, Eddie	9-5	519	0	0	0	2	0.000	2	1.000	2-0	0	0-0
19	Mariani, Jered	14-0	270	0	0	0	1	0.000	1	1.000	0-0	0	0-0
23	Poulsgaard, Kasper	7-4	379	0	0	0	0	0.000	0	0.000	0-0	0	0-0
21	Boyce, Julian	6-0	85	0	0	0	3	0.000	1	0.333	0-0	0	0-0
22	Barajas, Andy	7-1	193	0	0	0	0	0.000	0	0.000	0-0	0	0-0
20	Briens, Ethan	1-0	12	0	0	0	1	0.000	1	1.000	0-0	0	0-0
24	Bermudez, Miguel	5-0	116	0	0	0	0	0.000	0	0.000	0-0	0	0-0
27	Redfield, Josh	14-7	876	0	0	0	1	0.000	0	0.000	0-0	0	0-0
28	Lopez, Jorge	3-0	45	0	0	0	1	0.000	0	0.000	0-0	0	0-0
25	Sweeney, David	14-14	1304	0	0	0	0	0.000	0	0.000	1-0	0	0-0
	<b>Totals</b>	<b>19</b>	<b>-</b>	<b>28</b>	<b>17</b>	<b>73</b>	<b>246</b>	<b>0.114</b>	<b>130</b>	<b>0.528</b>	<b>24-3</b>	<b>5</b>	<b>4-5</b>
	<b>Opponents</b>	<b>19</b>	<b>-</b>	<b>39</b>	<b>32</b>	<b>110</b>	<b>258</b>	<b>0.151</b>	<b>120</b>	<b>0.465</b>	<b>36-1</b>	<b>12</b>	<b>5-6</b>

Name	GP-GS	Minutes	GA	Avg	Saves	Pct	W	L	T	Sho	SF
1	Reyes-Zavalza, Rodrigo	5-5	453:55	17	3.37	10	0	5	0	0	61
25	Sweeney, David	14-14	1303:27	22	1.52	67	5	7	2	1	198
	<b>Totals</b>	<b>19</b>	<b>1757:22</b>	<b>39</b>	<b>2.00</b>	<b>77</b>	<b>5</b>	<b>12</b>	<b>2</b>	<b>4</b>	<b>259</b>
	<b>Opponents</b>	<b>324</b>	<b>1757:22</b>	<b>28</b>	<b>1.43</b>	<b>99</b>	<b>0.780</b>	<b>-</b>	<b>-</b>	<b>-</b>	<b>245</b>



#	Name	GP-GS	MIN	G	A	PTS	SH	SH%	SOG	SOG%	YC-RC	GW	PK-PA
18	Lemus, Omar	19-19	1452	6	4	16	36	0.167	15	0.417	3-0	4	0-0
22	Tolentino-Perry, Kalei	21-18	1323	3	2	8	21	0.143	10	0.476	2-0	0	0-0
10	Miranda, Willy	15-12	826	3	1	7	26	0.115	3	0.115	2-0	1	0-0
20	Partida, Jonathan	17-16	1501	2	3	7	18	0.111	7	0.389	5-0	0	0-0
5	Rios, Andy	21-21	1891	2	1	5	12	0.167	6	0.500	2-0	0	2-2
8	Allen, Max	20-20	1600	1	3	5	28	0.036	7	0.250	6-0	1	0-0
13	Buenfil, Eduardo	20-9	1008	2	1	5	18	0.111	8	0.444	1-0	0	0-0
17	Khorami, Suliman	17-0	636	2	1	5	17	0.118	7	0.412	3-0	1	0-0
3	Penner, Zach	11-3	520	2	0	4	15	0.133	11	0.733	1-0	1	0-0
11	Sanchez, Danny	20-1	712	1	2	4	12	0.083	4	0.333	2-0	0	0-0
14	Brenes, Nicolas	17-13	899	1	0	2	23	0.043	12	0.522	1-0	0	0-0
15	Dukes, Jeff	21-21	1823	0	2	2	11	0.000	4	0.364	3-0	0	0-0
19	Mendoza, Andrew	11-4	318	0	2	2	5	0.000	1	0.200	0-0	0	0-0
23	Miranda, Eduardo	19-18	1285	0	2	2	7	0.000	5	0.714	1-0	0	0-0
24	Saydee, Eddie	9-0	224	1	0	2	1	1.000	1	1.000	0-0	0	0-0
2	Farias, Angel	19-14	1181	0	1	1	3	0.000	0	0.000	2-0	0	0-0
21	Castillo, Miguel	20-5	594	0	1	1	13	0.000	6	0.462	1-1	0	0-0
4	Kay, Joseph	13-8	755	0	0	0	3	0.000	0	0.000	2-1	0	0-0
9	de Dios, Isaiah	1-0	21	0	0	0	2	0.000	1	0.500	0-0	0	0-0
12	Gomez-Zavala, Carlos	15-7	744	0	0	0	3	0.000	1	0.333	0-0	0	0-0
16	Hernandez, Aoi	2-0	52	0	0	0	1	0.000	1	1.000	0-0	0	0-0
21	Adam, Jamal	3-1	59	0	0	0	0	0.000	0	0.000	0-0	0	0-0
26	Clewis, Alex	20-19	1770	0	0	0	0	0.000	0	0.000	1-0	0	0-0
28	Schneider, Austin	1-0	17	0	0	0	0	0.000	0	0.000	0-0	0	0-0
25	Reyes-Zavala, Rodrigo	2-2	180	0	0	0	0	0.000	0	0.000	0-0	0	0-0
	<b>Totals</b>	<b>21</b>	<b>-</b>	<b>27</b>	<b>26</b>	<b>80</b>	<b>275</b>	<b>0.098</b>	<b>111</b>	<b>0.404</b>	<b>39-2</b>	<b>8</b>	<b>2-2</b>
	<b>Opponents</b>	<b>21</b>	<b>-</b>	<b>34</b>	<b>27</b>	<b>95</b>	<b>288</b>	<b>0.118</b>	<b>137</b>	<b>0.476</b>	<b>45-2</b>	<b>10</b>	<b>3-5</b>

Name	GP-GS	Minutes	GA	Avg	Saves	Pct	W	L	T	Sho	SF
26 Clewis, Alex	19-19	1770:00	33	1.68	95	0.742	7	9	3	2	262
25 Reyes-Zavalza, Rodrigo	2-2	180:00	1	0.50	6	0.316	1	1	0	1	19
<b>Totals</b>	<b>21</b>	<b>1950:00</b>	<b>34</b>	<b>1.57</b>	<b>103</b>	<b>0.752</b>	<b>8</b>	<b>10</b>	<b>3</b>	<b>3</b>	<b>281</b>
<b>Opponents</b>	<b>21</b>	<b>1950:00</b>	<b>27</b>	<b>1.25</b>	<b>84</b>	<b>0.757</b>	<b>-</b>	<b>-</b>	<b>-</b>	<b>7</b>	<b>274</b>



##	Player	GP-GS	Min	G	A	Pts	Sh	Shot%	SOG	SOG%	YC-RC	GW
23	Romero, Jeremy	21-21	1364	10	0	20	38	.263	20	.526	2-0	3
3	Penner, Zach	19-2	759	3	2	8	10	.300	6	.600	2-0	0
5	Rios, Andy	21-21	1861	3	1	7	8	.375	5	.625	3-0	2
17	Valdovinos, Carlos	21-16	1051	2	2	6	19	.105	7	.368	0-0	1
8	Allen, Max	20-20	1615	0	5	5	29	.000	10	.345	6-0	0
19	Mendoza, Andrew	17-9	705	2	0	4	23	.087	5	.217	1-0	1
13	Buenfil, Eduardo	19-12	1052	2	0	4	9	.222	5	.556	1-0	0
21	Castillo, Miguel	12-0	366	1	1	3	8	.125	5	.625	0-0	1
20	Partida, Jonathan	17-16	1290	0	3	3	4	.000	2	.500	3-0	0
4	Kay, Joe	20-16	1427	0	3	3	4	.000	2	.500	5-0	0
10	Wood, Finlay	21-15	1115	1	0	2	14	.071	5	.357	2-0	1
18	Lemus, Omar	20-17	1457	0	2	2	7	.000	2	.286	5-2	0
14	Brenes, Nicolas	18-2	461	0	1	1	8	.000	2	.250	0-0	0
12	Zavala, Carlos Gomez	16-2	485	0	1	1	2	.000	0	.000	0-0	0
1	Clewis, Alex	6-1	540	0	1	1	0	.000	0	.000	3-0	0
7	Khorami, Suliman	12-5	475	0	0	0	8	.000	2	.250	1-0	0
15	Dukes, Jeffery	21-21	1881	0	0	0	3	.000	1	.333	1-0	0
2	Farias, Angel	15-4	564	0	0	0	3	.000	0	.000	0-0	0
16	Nevarez, Brian	12-1	244	0	0	0	2	.000	1	.500	0-0	0
11	Sanchez, Danny	14-4	429	0	0	0	2	.000	1	.500	0-0	0
29	Miranda, Eduardo	4-0	51	0	0	0	1	.000	0	.000	1-0	0
30	Heredia, David	13-12	1161	0	0	0	0	.000	0	.000	2-0	0
27	Lomeli, Ronaldo	4-0	23	0	0	0	0	.000	0	.000	0-0	0
22	Perry, Kalei Tolenti	2-0	21	0	0	0	0	.000	0	.000	0-0	0
6	Ocampo, Alexis	10-6	438	0	0	0	0	.000	0	.000	0-0	0
	<b>Totals</b>	<b>21</b>	<b>-</b>	<b>25</b>	<b>22</b>	<b>72</b>	<b>202</b>	<b>.124</b>	<b>82</b>	<b>.406</b>	<b>39-2</b>	<b>9</b>
	<b>Opponents</b>	<b>21</b>	<b>-</b>	<b>35</b>	<b>27</b>	<b>97</b>	<b>210</b>	<b>.167</b>	<b>79</b>	<b>.376</b>	<b>34-1</b>	<b>11</b>

		GP-GS	Minutes	GA	Avg	Saves	Pct	W	L	T	SO
30	Heredia, David	13-12	1161:28	17	1.32	23	.575	7	5	1	6/0
1	Clewis, Alex	6-6	540:00	12	2.00	14	.538	1	5	0	1/0
26	Donaldson, Kris	3-3	225:00	6	2.40	5	.455	1	1	0	0/0
--	TEAM	0-0	0:00	0	0.00	2	1.000	0	0	0	0/0
	<b>Totals</b>	<b>21</b>	<b>1926:28</b>	<b>35</b>	<b>1.64</b>	<b>44</b>	<b>.557</b>	<b>9</b>	<b>11</b>	<b>1</b>	<b>7</b>
	<b>Opponents</b>	<b>21</b>	<b>1926:28</b>	<b>25</b>	<b>1.17</b>	<b>57</b>	<b>.695</b>	<b>11</b>	<b>9</b>	<b>1</b>	<b>6</b>





##	Name	GP-GS	G	A	Pts	Sh	Sh%	SOG	SOG%	YC-RC	GW	PK-Att
23	Romero, Jeremy	19-10	4	0	8	33	.121	16	.485	2-0	2	0-0
5	Silva, Leonardo	18-16	2	3	7	32	.062	12	.375	5-0	0	1-1
10	Colunga, Jonathan	19-18	2	3	7	25	.080	10	.400	1-0	0	0-0
13	Mendoza, Andrew	17-3	3	0	6	13	.231	6	.462	2-1	2	1-1
19	Khorami, Suliman	16-14	0	6	6	16	.000	7	.438	2-0	0	0-0
6	Knibbs, Rory	17-13	2	0	4	25	.080	12	.480	0-0	0	0-0
3	Penner, Zach	8-7	2	0	4	5	.400	4	.800	4-0	0	0-0
17	Valdivinos, Carlos	19-13	1	1	3	12	.083	4	.333	3-0	0	0-0
4	O'Mahoney, Kyle	16-15	1	1	3	2	.500	1	.500	2-0	0	0-0
15	Dukes, Jeffrey	14-14	1	0	2	5	.200	3	.600	0-0	0	0-0
14	Stas, Ralph	9-0	1	0	2	3	.333	2	.667	1-0	0	0-0
8	Alcaraz, Alex	19-17	0	1	1	34	.000	10	.294	2-0	0	0-0
12	Sinclair, Darren	14-5	0	1	1	1	.000	0	.000	4-1	0	0-0
20	Partida, Jonathan	15-13	0	0	0	6	.000	2	.333	4-2	0	0-0
16	Buskey, Scott	11-11	0	0	0	4	.000	0	.000	3-0	0	0-0
11	Ayala, Uriel	16-9	0	0	0	4	.000	0	.000	0-0	0	0-0
28	Lomeli, Ronaldo	8-0	0	0	0	3	.000	0	.000	1-0	0	0-0
2	Farias, Angel	10-8	0	0	0	2	.000	0	.000	0-0	0	0-0
21	Marinez, Chris	7-1	0	0	0	1	.000	0	.000	0-0	0	0-0
7	Bastian, Joey	10-1	0	0	0	1	.000	0	.000	1-0	0	0-0
27	Pinto, Kyle	1-0	0	0	0	0	.000	0	.000	0-0	0	0-0
24	Akol, Tanner	2-1	0	0	0	0	.000	0	.000	0-0	0	0-0
18	Abraham, Dillon	6-1	0	0	0	0	.000	0	.000	0-0	0	0-0
1	Tucakovic, Nedin	19-19	0	0	0	0	.000	0	.000	1-0	0	0-0
	<b>Totals</b>	<b>19</b>	<b>20</b>	<b>16</b>	<b>56</b>	<b>227</b>	<b>.088</b>	<b>90</b>	<b>.396</b>	<b>39-4</b>	<b>4</b>	<b>2-2</b>
	<b>Opponents</b>	<b>19</b>	<b>37</b>	<b>37</b>	<b>111</b>	<b>291</b>	<b>.127</b>	<b>130</b>	<b>.447</b>	<b>28-1</b>	<b>12</b>	<b>0-2</b>

Name	GP-GS	Minutes	GA	Avg	Saves	Pct	W	L	T	Sho
1 Tucakovic, Nedin	19-19	1789:42	37	1.86	89	.706	4	13	2	2/0
<b>Totals</b>	<b>19</b>	<b>1789:42</b>	<b>37</b>	<b>1.86</b>	<b>93</b>	<b>.715</b>	<b>4</b>	<b>13</b>	<b>2</b>	<b>2</b>
<b>Opponents</b>	<b>19</b>	<b>1789:42</b>	<b>20</b>	<b>1.01</b>	<b>70</b>	<b>.778</b>	<b>13</b>	<b>4</b>	<b>2</b>	<b>5</b>



##	Name	GP-GS	G	A	Pts	Sh	Sh%	SOG	SOG%	YC-RC	GW	PK-Att
6	Knibbs, Rory	19-19	11	1	23	60	.183	30	.500	4-0	4	3-4
10	Colunga, Jonathan	18-18	4	4	12	47	.085	21	.447	2-0	0	1-1
8	Alcaraz, Alex	18-18	1	4	6	20	.050	12	.600	1-0	1	0-0
14	Penner, Zach	17-16	2	1	5	11	.182	7	.636	2-1	0	0-0
3	McLaughlin, Kyler	17-17	2	0	4	12	.167	3	.250	3-0	0	0-0
18	Partida, Jonathan	19-15	1	2	4	9	.111	5	.556	1-0	0	0-0
13	Parra, Victor	13-1	1	1	3	9	.111	2	.222	2-0	1	0-0
21	Vargas, Luis	16-0	1	0	2	12	.083	8	.667	2-0	0	0-0
9	Harte, Greg	6-1	1	0	2	11	.091	4	.364	1-0	0	0-0
7	Mendez, Eric	15-7	0	1	1	15	.000	3	.200	1-0	0	0-0
17	Valdovinos, Carlos	18-6	0	1	1	10	.000	4	.400	1-0	0	0-0
11	Ayala, Uriel	18-11	0	1	1	5	.000	0	.000	0-0	0	0-0
23	Wingate-Pearce, M.	18-15	0	1	1	3	.000	0	.000	3-0	0	0-0
28	Mendoza, Andrew	15-0	0	0	0	10	.000	5	.500	1-0	0	0-0
2	Saydee, Eddie	18-17	0	0	0	7	.000	4	.571	0-0	0	0-0
4	O'Mahoney, Kyle	18-17	0	0	0	6	.000	2	.333	2-0	0	0-0
16	Busky, Scott	14-0	0	0	0	1	.000	1	1.000	0-0	0	0-0
12	Sinclair, Darren	15-6	0	0	0	1	.000	0	.000	2-0	0	0-0
5	Maguire, Ciaran	8-6	0	0	0	1	.000	1	1.000	1-0	0	0-0
27	Abraham, Dillon	4-0	0	0	0	0	.000	0	.000	0-0	0	0-0
25	Petermann, Felix	9-7	0	0	0	0	.000	0	.000	0-0	0	0-0
24	Anastasi, Alex	2-0	0	0	0	0	.000	0	.000	0-0	0	0-0
22	Sun, Johnny	2-0	0	0	0	0	.000	0	.000	0-0	0	0-0
19	Gutierrez, Jonathan	4-0	0	0	0	0	.000	0	.000	0-0	0	0-0
1	Espinoza, Emmanuel	12-12	0	0	0	0	.000	0	.000	0-0	0	0-0
<b>Totals</b>		<b>19</b>	<b>24</b>	<b>17</b>	<b>65</b>	<b>250</b>	<b>.096</b>	<b>112</b>	<b>.448</b>	<b>29-1</b>	<b>6</b>	<b>4-5</b>
<b>Opponent</b>		<b>19</b>	<b>27</b>	<b>24</b>	<b>78</b>	<b>254</b>	<b>.106</b>	<b>103</b>	<b>.406</b>	<b>30-2</b>	<b>11</b>	<b>1-1</b>

Name	GP-GS	Minutes	GA	Avg	Saves	Pct	W	L	T	Sho	
25	Petermann, Felix	9-7	784:19	10	1.15	27	.730	2	5	2	2/0
1	Espinoza, Emmanuel	12-12	985:18	17	1.55	49	.742	4	6	0	1/0
<b>Totals</b>		<b>19</b>	<b>1769:37</b>	<b>27</b>	<b>1.37</b>	<b>76</b>	<b>.738</b>	<b>6</b>	<b>11</b>	<b>2</b>	<b>3</b>
<b>Opponents</b>		<b>19</b>	<b>1769:37</b>	<b>24</b>	<b>1.22</b>	<b>88</b>	<b>.786</b>	<b>11</b>	<b>6</b>	<b>2</b>	<b>9</b>



##	Name	GP-GS	Min	G	A	Pts	Sh	Shot%	SOG	SOG%	GW	PK-ATT
9	Harte, Greg	17-14	1238	9	1	19	45	.200	22	.489	3	0-0
6	Knibbs, Rory	18-18	1365	9	2	20	43	.209	25	.581	2	0-0
11	Ayala, Uriel	14-8	871	2	1	5	13	.154	6	.462	0	0-0
19	Mendez, Eric	15-6	533	2	2	6	20	.100	11	.550	0	0-0
10	Colunga, Jonathan	17-17	1481	1	8	10	23	.043	9	.391	0	0-0
20	Montano, Enrique	16-16	1415	1	2	4	24	.042	12	.500	0	0-0
22	Beauchamp, Frankie	18-18	1462	1	1	3	23	.043	8	.348	0	1-1
7	Want, Ruben	17-14	1126	1	3	5	21	.048	8	.381	0	0-0
17	Valdovinos, Carlos	16-4	652	1	0	2	16	.062	5	.312	0	0-0
2	O'Mahoney, Kyle	17-16	1472	1	0	2	7	.143	2	.286	1	0-0
16	Moya, Andy	14-3	554	0	0	0	3	.000	1	.333	0	0-0
13	Loveless, Jamison	11-2	348	0	0	0	2	.000	1	.500	0	0-0
12	Sinclair, Darren	10-4	511	0	0	0	5	.000	1	.200	0	0-0
8	Parra, Victor	10-4	395	0	0	0	10	.000	4	.400	0	0-0
4	Cowdrill, Ben	10-5	392	0	0	0	6	.000	1	.167	0	0-0
15	West, Dylan	15-12	1227	0	1	1	5	.000	2	.400	0	0-0
18	Croucher, Sam	7-1	229	0	0	0	2	.000	0	.000	0	0-0
5	Kelly, Andrew	14-12	1115	0	0	0	1	.000	0	.000	0	0-0
3	McLaughlin, Kyler	16-16	1393	0	0	0	1	.000	1	1.000	0	0-0
1	Petermann, Felix	14-2	1263	0	1	1	0	.000	0	.000	0	0-0
21	Anastasi, Alex	3-0	51	0	0	0	1	.000	0	.000	0	0-0
<b>Totals</b>		<b>19</b>	<b>19,608</b>	<b>28</b>	<b>22</b>	<b>78</b>	<b>271</b>	<b>.103</b>	<b>119</b>	<b>.439</b>	<b>6</b>	<b>1-1</b>
<b>Opponents</b>		<b>19</b>	<b>-</b>	<b>31</b>	<b>27</b>	<b>89</b>	<b>223</b>	<b>.139</b>	<b>96</b>	<b>.430</b>	<b>11</b>	<b>3-3</b>

2014

	GP-GS	Minutes	GA	Avg	Saves	Pct	W	L	T	SO	
1	Petermann, Felix	14-13	1263:02	22	1.57	51	.699	5	7	2	3/0
25	Espinoza, Emmanuel	6-6	514:41	9	1.57	12	.571	1	4	0	0/0
<b>Totals</b>		<b>19</b>	<b>1777:43</b>	<b>31</b>	<b>1.57</b>	<b>64</b>	<b>.674</b>	<b>6</b>	<b>11</b>	<b>2</b>	<b>3</b>
<b>Opponent</b>		<b>19</b>	<b>1777:43</b>	<b>28</b>	<b>1.42</b>	<b>91</b>	<b>.765</b>	<b>11</b>	<b>6</b>	<b>2</b>	<b>7</b>



	GP-GS	Min	G	A	Pts	Sh	Shot%	SOG	SOG%	GW	PK-ATT
6	Knibbs, Rory	20-19	1349	8	2	18	.174	29	.630	2	0-0
22	Beauchamp, Frankie	20-20	1396	3	6	12	.077	12	.308	1	3-3
10	Cowdrill, Ben	19-12	914	2	0	4	.077	12	.462	0	0-0
9	Mendez, Eric	19-6	746	1	0	2	.045	9	.409	1	0-0
21	Ruiz-Unger, Bryan	19-4	901	1	0	2	.077	5	.385	0	0-0
8	Croucher, Sam	12-7	661	1	0	2	.167	2	.333	0	1-1
19	Reiter, Ben	19-6	565	1	0	2	.250	2	.500	0	0-0
16	Portela, Colton	10-0	230	1	0	2	.250	4	1.000	0	0-0
13	Loveless, Jamison	18-14	1293	0	1	1	.000	3	.333	0	0-0
3	West, Dylan	15-13	1316	0	1	1	.000	1	.143	0	0-0
17	Ayala, Uriel	19-19	1583	0	1	1	.000	1	.500	0	0-0
20	Montano, Enrique	19-17	1539	0	0	0	.000	9	.300	0	0-0
5	O'Mahoney, Kyle	20-18	1718	0	0	0	.000	3	.273	0	0-0
14	Moya, Andy	19-18	1595	0	0	0	.000	3	.375	0	0-0
11	Ayala, Israel	17-16	1186	0	0	0	.000	3	.500	0	0-0
4	Kelly, Andy	17-16	1507	0	0	0	.000	3	.500	0	0-0
2	Thomas, Ryan	18-2	730	0	0	0	.000	2	.500	0	0-0
24	Anastasi, Alex	6-0	83	0	0	0	.000	0	.000	0	0-0
25	Walker, James	3-0	52	0	0	0	.000	1	1.000	0	0-0
18	Ruiz, Anthony	9-2	376	0	0	0	.000	0	.000	0	0-0
7	McLaughlin, Kyler	2-1	50	0	0	0	.000	0	.000	0	0-0
23	Espinoza, Emmanuel	16-15	1447	0	0	0	.000	0	.000	0	0-0
1	Petermann, Felix	7-6	480	0	0	0	.000	0	.000	0	0-0
<b>Total</b>	<b>21</b>	<b>21767</b>	<b>18</b>	<b>11</b>	<b>47</b>	<b>248</b>	<b>.073</b>	<b>104</b>	<b>.419</b>	<b>4</b>	<b>4-4</b>
<b>Opponents</b>	<b>21</b>	<b>-</b>	<b>37</b>	<b>29</b>	<b>103</b>	<b>318</b>	<b>.116</b>	<b>135</b>	<b>.425</b>	<b>13</b>	<b>3-5</b>

	GP-GS	Minutes	GA	Avg	Saves	Pct	W	L	T	SO	
23	Espinoza, Emmanuel	15-15	1410:40	22	1.40	69	.758	4	7	4	3/0
1	Petermann, Felix	7-6	570:23	15	2.37	28	.651	0	6	0	0/0
--	TEAM		0:00	0	0.00	1	1.000	0	0	0	0/0
<b>Total</b>	<b>21</b>	<b>1981:03</b>	<b>37</b>	<b>1.68</b>	<b>98</b>	<b>.726</b>	<b>4</b>	<b>13</b>	<b>4</b>	<b>3</b>	
<b>Opponents</b>	<b>21</b>	<b>1981:03</b>	<b>18</b>	<b>0.82</b>	<b>86</b>	<b>.827</b>	<b>13</b>	<b>4</b>	<b>4</b>	<b>10</b>	





##	Name	GP-GS	Min	G	A	Pts	Sh	Sh%	SOG	SOG%	YC-RC	GW	PK-Att
8	Sanchez, Steven	18-18	1331	9	3	21	54	.167	21	.389	3-0	3	0-0
15	Salceda, Jonathan	18-14	1099	7	6	20	30	.233	18	.600	2-0	0	0-0
10	Murphy, Dylan	18-8	1038	4	2	10	15	.267	8	.533	3-0	0	0-0
6	Foster, Garret	16-1	417	3	0	6	12	.250	6	.500	0-0	2	0-0
12	Barnes, Thomas	18-14	1043	1	4	6	18	.056	8	.444	3-0	1	0-0
5	Ochoa, Diego	15-12	1051	1	2	4	22	.045	9	.409	1-0	1	0-0
25	Beauchamp, Frankie	15-14	1125	0	4	4	6	.000	0	.000	6-0	0	0-0
20	Montano, Enrique	18-18	1528	1	1	3	19	.053	9	.474	3-0	1	0-0
17	McLaughlin, Kyler	11-4	536	1	1	3	2	.500	1	.500	1-0	0	0-0
24	Mendez, Eric	5-3	193	1	0	2	4	.250	4	1.000	2-0	0	0-0
7	Romero, Christian	14-13	1128	0	1	1	2	.000	0	.000	2-1	0	0-0
9	Murillo, Mauricio	17-17	1393	0	0	0	6	.000	0	.000	1-0	0	0-0
14	Pipe, Jasper	14-2	311	0	0	0	3	.000	2	.667	2-0	0	0-0
11	Ayala, Israel	12-4	555	0	0	0	3	.000	0	.000	0-0	0	0-0
19	Velazquez, Edwin	13-10	902	0	0	0	2	.000	1	.500	1-0	0	0-0
18	Rana, Ajaya	4-0	53	0	0	0	2	.000	0	.000	0-0	0	0-0
13	Loveless, Jamison	7-0	61	0	0	0	1	.000	0	.000	0-0	0	0-0
4	Murphy, Nick	18-18	1641	0	0	0	1	.000	0	.000	0-0	0	0-0
2	Thomas, Ryan	13-10	952	0	0	0	1	.000	1	1.000	1-0	0	0-0
28	Schwinn, Michael	13-13	1189	0	0	0	0	.000	0	.000	1-0	0	0-0
22	Martin, Ricky	2-0	19	0	0	0	0	.000	0	.000	0-0	0	0-0
	<b>Total</b>	<b>18</b>	<b>18,017</b>	<b>28</b>	<b>24</b>	<b>80</b>	<b>203</b>	<b>.138</b>	<b>88</b>	<b>.433</b>	<b>35-2</b>	<b>8</b>	<b>0-0</b>
	<b>Opponents</b>	<b>18</b>	<b>-</b>	<b>32</b>	<b>27</b>	<b>91</b>	<b>287</b>	<b>.111</b>	<b>118</b>	<b>.411</b>	<b>25-2</b>	<b>9</b>	<b>3-3</b>

##	Name	GP-GS	Minutes	GA	Avg	Saves	Pct	W	L	T	Sho	SF
23	Espinoza, Emmanuel	5-5	451:39	6	1.20	26	.812	3	2	0	2.0	85
28	Schwinn, Michael	13-13	1189:16	26	1.97	58	.690	5	7	1	2.0	197
--	TEAM		0:00	0	0.00	2	1.000	0	0	0	0.0	0
	<b>Total</b>	<b>18</b>	<b>1640:55</b>	<b>32</b>	<b>1.76</b>	<b>86</b>	<b>.729</b>	<b>8</b>	<b>9</b>	<b>1</b>	<b>4</b>	<b>282</b>
	<b>Opponents</b>	<b>18</b>	<b>1640:55</b>	<b>28</b>	<b>1.54</b>	<b>60</b>	<b>.682</b>	<b>9</b>	<b>8</b>	<b>1</b>	<b>4</b>	<b>203</b>





2011

##	Name	GP-GS	Min	G	A	Pts	Sh	Sh%	SOG	SOG%	YC-RC	GW	PK-Att
8	Sanchez, Steven	20-19	1407	7	5	19	45	.156	26	.578	1-0	6	0-0
20	Cashmere, Nick	20-19	1569	7	3	17	59	.119	29	.492	4-0	0	0-0
5	Ochoa, Diego	16-14	1146	3	3	9	27	.111	13	.481	0-0	0	3-3
10	Murphy, Dylan	20-19	1435	3	1	7	37	.081	15	.405	1-0	1	0-0
27	Casteneda, Roberto	19-18	1663	1	5	7	22	.045	6	.273	2-0	1	0-0
14	Hertler, Craig	20-7	911	2	2	6	21	.095	13	.619	1-0	0	0-0
32	La Spina, Allen	14-10	845	2	2	6	13	.154	8	.615	2-0	1	0-0
4	Addiego, Dan	18-18	1618	0	3	3	10	.000	5	.500	1-1	0	0-0
9	Murrillo, Maurico	19-14	1331	1	0	2	18	.056	7	.389	0-0	0	0-0
15	Salceda, Jonathan	16-3	616	0	1	1	12	.000	2	.167	2-0	0	0-0
2	Thomas, Ryan	8-2	270	0	1	1	0	.000	0	.000	0-0	0	0-0
6	Cortez, Jose	18-15	1298	0	0	0	10	.000	2	.200	4-0	0	0-0
17	Brinner, Omri	16-3	419	0	0	0	7	.000	1	.143	0-1	0	0-0
22	Martin, Ricky	7-6	597	0	0	0	3	.000	0	.000	2-0	0	0-0
16	Vogt, Austin	13-0	180	0	0	0	2	.000	1	.500	0-0	0	0-0
13	Loveless, Jamison	7-1	227	0	0	0	2	.000	1	.500	0-0	0	0-0
12	Cooper, Jordan	11-0	235	0	0	0	2	.000	1	.500	0-0	0	0-0
7	Romero, Christian	15-10	909	0	0	0	2	.000	1	.500	0-0	0	0-0
3	Murphy, Nick	19-19	1738	0	0	0	2	.000	0	.000	1-0	0	0-0
19	Velazquez, Edwin	8-3	345	0	0	0	0	.000	0	.000	2-0	0	0-0
11	Cabiles, David	2-0	52	0	0	0	0	.000	0	.000	0-0	0	0-0
1	Lester, Jonathan	19-19	1784	0	0	0	0	.000	0	.000	2-1	0	0-0
	<b>Total</b>	<b>20</b>	<b>20,697</b>	<b>27</b>	<b>26</b>	<b>80</b>	<b>294</b>	<b>.092</b>	<b>132</b>	<b>.449</b>	<b>28-3</b>	<b>9</b>	<b>3-3</b>
	<b>Opponents</b>	<b>20</b>	<b>-</b>	<b>26</b>	<b>21</b>	<b>73</b>	<b>293</b>	<b>.089</b>	<b>137</b>	<b>.468</b>	<b>24-2</b>	<b>8</b>	<b>3-4</b>

##	Name	GP-GS	Minutes	GA	Avg	Saves	Pct	W	L	T	Sho
0	Highton, Doug	2-1	101:49	1	0.88	3	.750	0	1	0	0/0
1	Lester, Jonathan	19-19	1784:37	25	1.26	105	.808	9	7	3	3/0
--	TEAM	0-0	0:00	0	0.00	3	1.000	0	0	0	0/0
	<b>Total</b>	<b>20</b>	<b>1886:26</b>	<b>26</b>	<b>1.24</b>	<b>111</b>	<b>.810</b>	<b>9</b>	<b>8</b>	<b>3</b>	<b>3</b>
	<b>Opponents</b>	<b>20</b>	<b>1886:26</b>	<b>27</b>	<b>1.29</b>	<b>105</b>	<b>.795</b>	<b>8</b>	<b>9</b>	<b>3</b>	<b>8</b>



##	Name	GP-GS	Min	G	A	Pts	Sh	Sh%	SOG	SOG%	YC-RC	GW	PK-Att
18	Boemecke, Josh	19-19	1400	9	0	18	56	.161	25	.446	1-0	3	0-0
13	Cukar, Nick	19-19	1114	2	4	8	27	.074	10	.370	0-0	1	0-0
22	Martin, Ricky	18-17	1505	2	1	5	4	.500	3	.750	4-0	1	0-0
12	Cordova, Stephen	16-2	437	2	0	4	13	.154	5	.385	1-0	1	0-0
27	Casteneda, Roberto	18-16	1543	1	2	4	35	.029	15	.429	3-0	0	0-0
20	Cashmere, Nick	18-4	830	1	1	3	26	.038	7	.269	6-0	0	0-0
16	Yniguez, Oscar	13-11	697	1	0	2	17	.059	6	.353	1-0	0	0-0
4	Addiego, Dan	19-18	1653	1	0	2	12	.083	3	.250	2-0	0	0-0
8	Sanchez, Steven	13-0	318	1	0	2	6	.167	3	.500	2-0	1	0-0
10	Murphy, Dylan	16-6	631	0	2	2	19	.000	3	.158	2-0	0	0-0
32	La Spina, Allen	13-12	1049	0	2	2	6	.000	3	.500	0-0	0	0-0
6	Hodgson, Sam	19-18	1565	0	1	1	16	.000	3	.188	3-0	0	0-0
21	Dorrego, Ricky	18-9	684	0	1	1	14	.000	4	.286	3-0	0	0-0
11	Castro, Justin	15-4	427	0	1	1	8	.000	2	.250	0-0	0	0-0
7	Romero, Christian	10-3	318	0	1	1	3	.000	1	.333	1-0	0	0-0
17	Brinner, Omri	13-4	423	0	0	0	11	.000	3	.273	1-0	0	0-0
14	Wimsatt, Richard	16-1	536	0	0	0	7	.000	3	.429	1-0	0	0-0
19	Cortez, Jose	9-7	609	0	0	0	6	.000	1	.167	1-0	0	0-0
2	O'Connor, Joe	6-0	201	0	0	0	4	.000	3	.750	1-1	0	0-0
9	Murillo, Mauricio	3-1	56	0	0	0	1	.000	1	1.000	0-0	0	0-0
3	Murphy, Nick	19-19	1725	0	0	0	0	.000	0	.000	2-0	0	0-0
1	Lester, Jonathan	15-15	1375	0	0	0	0	.000	0	.000	1-0	0	0-0
	<b>Total</b>	<b>19</b>	<b>19,462</b>	<b>20</b>	<b>16</b>	<b>56</b>	<b>291</b>	<b>.069</b>	<b>104</b>	<b>.357</b>	<b>38-1</b>	<b>7</b>	<b>0-0</b>
	<b>Opponents</b>	<b>19</b>	<b>-</b>	<b>21</b>	<b>19</b>	<b>61</b>	<b>246</b>	<b>.085</b>	<b>112</b>	<b>.455</b>	<b>34-1</b>	<b>9</b>	<b>2-3</b>

##	Name	GP-GS	Minutes	GA	Avg	Saves	Pct	W	L	T	Sho
0	Highton, Doug	1-0	21:54	0	0.00	0	.000	0	0	0	0/0
1	Lester, Jonathan	15-15	1419:28	16	1.01	72	.818	5	7	3	5/0
23	Martinez, Rene	4-4	343:04	5	1.31	14	.737	2	1	0	0/0
--	TEAM	0-0	0:00	0	0.00	5	1.000	0	0	0	1/0
	<b>Total</b>	<b>19</b>	<b>1784:26</b>	<b>21</b>	<b>1.06</b>	<b>91</b>	<b>.812</b>	<b>7</b>	<b>8</b>	<b>3</b>	<b>6</b>
	<b>Opponents</b>	<b>19</b>	<b>1784:26</b>	<b>20</b>	<b>1.01</b>	<b>84</b>	<b>.808</b>	<b>8</b>	<b>7</b>	<b>3</b>	<b>8</b>



2009

##	Name	GP-GS	Min	G	A	Pts	Sh	Sh%	SOG	SOG%	YC-RC	GW	PK-Att
13	Nick Cukar	20-20	1358	8	1	17	47	.170	20	.426	1-0	1	0-0
18	Josh Boemecke	19-19	1637	4	5	13	25	.160	12	.480	1-1	1	0-0
11	Justin Castro	20-15	918	5	2	12	29	.172	13	.448	0-0	2	0-0
21	Ricky Dorrego	20-19	1073	2	6	10	29	.069	8	.276	2-0	1	0-0
6	Oscar Yniguez	19-5	830	4	0	8	25	.160	8	.320	1-0	1	1-1
7	Colby Moore	20-20	1238	1	5	7	27	.037	11	.407	4-0	1	0-0
5	Oscar Monjaras	18-18	1575	3	0	6	5	.600	3	.600	5-1	1	3-3
15	Robert Jackson	17-0	476	2	0	4	20	.100	7	.350	4-0	0	0-0
4	Dan Addiego	19-19	1663	1	1	3	7	.143	3	.429	1-0	1	0-0
10	Christian Romero	9-2	331	0	2	2	2	.000	0	.000	1-0	0	0-0
17	Omri Brinner	7-1	227	0	1	1	2	.000	0	.000	1-0	0	0-0
8	Steven Sanchez	19-1	674	0	0	0	14	.000	5	.357	2-0	0	0-0
20	Dylan Murphy	19-0	506	0	0	0	13	.000	6	.462	0-0	0	0-0
9	Mauricio Murillo	19-18	1466	0	0	0	10	.000	3	.300	1-0	0	0-0
2	Brian McGuire	15-14	1304	0	0	0	5	.000	1	.200	2-1	0	0-0
24	Nick Carrara	11-5	635	0	0	0	2	.000	1	.500	4-1	0	0-0
14	Eric Angell	11-3	338	0	0	0	1	.000	0	.000	1-1	0	0-0
3	Nick Murphy	20-20	1818	0	0	0	1	.000	1	1.000	0-0	0	0-0
19	Nik Allen	2-1	50	0	0	0	0	.000	0	.000	0-0	0	0-0
16	George Fahmy	2-0	13	0	0	0	0	.000	0	.000	0-0	0	0-0
0	Jonathan Lester	18-18	1548	0	0	0	0	.000	0	.000	0-1	0	0-0
	<b>Total</b>	<b>20</b>	<b>19903</b>	<b>30</b>	<b>23</b>	<b>83</b>	<b>264</b>	<b>.114</b>	<b>102</b>	<b>.386</b>	<b>33-6</b>	<b>9</b>	<b>4-4</b>
	<b>Opponents</b>	<b>20</b>	<b>-</b>	<b>25</b>	<b>24</b>	<b>74</b>	<b>232</b>	<b>.108</b>	<b>86</b>	<b>.371</b>	<b>29-1</b>	<b>10</b>	<b>2-2</b>

##	Name	GP-GS	Minutes	GA	Avg	Saves	Pct	W	L	T	Sho	SF
0	Jonathan Lester	18-18	1639:08	20	1.10	48	.706	9	7	1	7/0	195
1	Tyler Newman	3-2	225:00	5	2.00	12	.706	0	3	0	0/0	34
--	TEAM	0-0	0:00	0	0.00	1	1.000	0	0	0	0/0	0
	<b>Total</b>	<b>20</b>	<b>1864:08</b>	<b>25</b>	<b>1.21</b>	<b>61</b>	<b>.709</b>	<b>9</b>	<b>10</b>	<b>1</b>	<b>7</b>	<b>229</b>
	<b>Opponents</b>	<b>20</b>	<b>1864:08</b>	<b>30</b>	<b>1.45</b>	<b>72</b>	<b>.706</b>	<b>10</b>	<b>9</b>	<b>1</b>	<b>5</b>	<b>247</b>



##	Name	GP-GS	Min	G	A	Pts	Sh	Sh%	SOG	SOG%	YC-RC	GW	PK-Att
13	Cukar, Nick	18-18	1297	9	0	18	50	.180	24	.480	1-0	7	0-0
20	Burgos, Jr., Efrain	13-11	999	5	3	13	77	.065	30	.390	1-1	1	0-0
21	Dorrego, Ricky	17-16	1094	4	4	12	26	.154	10	.385	0-0	0	0-0
10	Akiyama, Hiroki	17-16	1491	3	6	12	32	.094	16	.500	1-0	1	0-0
7	Moore, Colby	17-17	1162	1	8	10	32	.031	12	.375	4-1	0	0-0
12	Cordova, Stephen	16-2	565	1	1	3	32	.031	8	.250	2-1	0	0-0
16	Yniguez, Oscar	12-6	552	1	1	3	12	.083	2	.167	0-0	0	0-0
6	Brand, Ed	17-17	1617	1	0	2	4	.250	1	.250	2-1	0	1-1
4	Wenyon, Gavin	17-17	1619	1	0	2	4	.250	2	.500	0-0	0	0-0
26	Cutler, Sky	4-0	73	1	0	2	1	1.000	1	1.000	0-0	0	0-0
14	Shore, Sam	15-15	1452	0	2	2	7	.000	0	.000	3-0	0	0-0
2	McGuire, Brian	17-4	875	0	2	2	6	.000	2	.333	2-0	0	0-0
18	Boemecke, Josh	16-16	1416	0	1	1	12	.000	4	.333	5-0	0	0-0
19	Kaar, Boyah	12-7	715	0	1	1	3	.000	1	.333	0-0	0	0-0
8	Addiego, Dan	7-4	432	0	1	1	2	.000	1	.500	0-0	0	0-0
5	Monjaras, Oscar	11-11	923	0	1	1	1	.000	0	.000	2-0	0	0-0
15	Jackson, Robert	16-1	551	0	0	0	12	.000	2	.167	6-0	0	0-0
9	Young, Brent	9-1	129	0	0	0	5	.000	2	.400	0-0	0	0-0
11	Castro, Justin	5-0	107	0	0	0	1	.000	0	.000	0-0	0	0-0
28	Sweeney, Lewis	15-14	1370	0	0	0	0	.000	0	.000	0-0	0	0-0
17	Vossoughi, Aria	1-0	5	0	0	0	0	.000	0	.000	0-0	0	0-0
3	Madu, Kachiside	4-1	165	0	0	0	0	.000	0	.000	0-0	0	0-0
1	Mann, Richard	5-4	357	0	0	0	0	.000	0	.000	0-0	0	0-0
<b>Total</b>		<b>18</b>	<b>18,966</b>	<b>27</b>	<b>31</b>	<b>85</b>	<b>319</b>	<b>.085</b>	<b>118</b>	<b>.370</b>	<b>30-4</b>	<b>9</b>	<b>1-1</b>
<b>Opponents</b>		<b>18</b>	<b>-</b>	<b>19</b>	<b>21</b>	<b>59</b>	<b>278</b>	<b>.068</b>	<b>99</b>	<b>.356</b>	<b>31-4</b>	<b>5</b>	<b>0-0</b>

##	Name	GP-GS	Minutes	GA	Avg	Saves	Pct	W	L	T	Sho	SF
1	Mann, Richard	5-4	356:39	3	0.76	22	.880	3	0	1	2/0	63
28	Sweeney, Lewis	15-14	1370:13	16	1.05	58	.784	6	5	3	4/0	215
<b>Total</b>		<b>18</b>	<b>1726:52</b>	<b>19</b>	<b>0.99</b>	<b>80</b>	<b>.808</b>	<b>9</b>	<b>5</b>	<b>4</b>	<b>6</b>	<b>278</b>
<b>Opponents</b>		<b>18</b>	<b>1726:52</b>	<b>27</b>	<b>1.41</b>	<b>91</b>	<b>.771</b>	<b>5</b>	<b>9</b>	<b>4</b>	<b>3</b>	<b>317</b>



2007

##	Name	GP-GS	Min	G	A	Pts	Sh	Sh%	SOG	SOG%	YC-RC	GW	PK-Att
9	Ibarra, Ismael	19-17	1156	9	3	21	59	.153	26	.441	5-0	1	0-0
13	Cukar, Nick	19-19	1303	6	2	14	34	.176	17	.500	0-0	3	0-0
16	Gonzalez, Julio	17-8	681	6	1	13	23	.261	9	.391	5-0	1	0-0
20	Burgos, Efrain	18-15	1392	5	1	11	63	.079	21	.333	6-0	3	0-0
7	Moore, Colby	15-2	646	5	1	11	18	.278	11	.611	4-0	0	0-0
21	Dorrego, Ricky	19-18	1392	0	5	5	16	.000	11	.688	1-0	0	0-0
6	Brand, Ed	16-15	1385	2	0	4	6	.333	5	.833	3-1	1	2-2
18	Carrizo, Savio	18-12	787	1	2	4	16	.062	8	.500	2-0	0	0-0
14	Murillo-Jimenez, Ed	19-0	521	1	1	3	13	.077	8	.615	1-0	0	0-0
3	Shore, Sam	18-18	1574	1	1	3	6	.167	2	.333	1-0	0	0-0
4	Wenyon, Gavin	19-19	1630	0	3	3	4	.000	1	.250	0-0	0	0-0
10	Akiyama, Hiroki	19-19	1678	1	0	2	12	.083	4	.333	0-0	1	0-0
19	Samy, Yousef	6-0	188	0	0	0	3	.000	1	.333	0-0	0	0-0
2	McGuire, Brian	19-9	1066	0	0	0	2	.000	0	.000	0-0	0	0-0
27	Alcala, Osvaldo	10-5	527	0	0	0	1	.000	0	.000	0-0	0	0-0
8	Morrison, Jacob	11-1	143	0	0	0	1	.000	0	.000	0-0	0	0-0
5	Monjaras, Oscar	15-13	1233	0	0	0	1	.000	1	1.000	4-0	0	0-0
1	Mann, Richard	9-9	825	0	0	0	0	.000	0	.000	1-0	0	0-0
	<b>Total</b>	<b>19</b>	<b>19,039</b>	<b>37</b>	<b>20</b>	<b>94</b>	<b>278</b>	<b>.133</b>	<b>125</b>	<b>.450</b>	<b>36-1</b>	<b>10</b>	<b>2-2</b>
	<b>Opponents</b>	<b>19</b>	<b>-</b>	<b>32</b>	<b>29</b>	<b>93</b>	<b>300</b>	<b>.107</b>	<b>119</b>	<b>.397</b>	<b>38-3</b>	<b>9</b>	<b>2-3</b>

##	Name	GP-GS	Minutes	GA	Avg	Saves	Pct	W	L	T	Sho	SF
28	Sweeney, Lewis	10-10	912:14	14	1.38	50	.781	6	4	0	3.0	140
1	Mann, Richard	9-9	824:21	18	1.97	33	.647	4	5	0	2.0	155
--	TEAM		0:00	0	0.00	4	1.000	0	0	0	0.0	0
	<b>Total</b>	<b>19</b>	<b>1736:35</b>	<b>32</b>	<b>1.66</b>	<b>87</b>	<b>.731</b>	<b>10</b>	<b>9</b>	<b>0</b>	<b>5</b>	<b>295</b>
	<b>Opponents</b>	<b>19</b>	<b>1736:35</b>	<b>37</b>	<b>1.92</b>	<b>88</b>	<b>.704</b>	<b>9</b>	<b>9</b>	<b>0</b>	<b>1</b>	<b>274</b>





Name	GP-GS	G	A	Pts	Sh	Sh%	SOG	SOG%	YC-RC	GW	PK-Att
Moore, Colby	17-9	4	0	8	18	.222	8	.444	0-0	2	0-0
Akiyama, Hiroki	18-18	3	2	8	40	.075	15	.375	0-0	2	0-0
Brand, Ed	16-16	2	2	6	6	.333	3	.500	0-0	1	0-0
Gonzalez, Julio	16-4	1	2	4	0	.000	16	.000	0-0	0	0-0
Wenyon, Gavin	18-18	1	2	4	7	.143		.571	0-0	1	0-0
Azevedo, Keven	4-1	1	0	2	2	.500	1	.500	0-0	0	0-0
Bent, El Shaddai	11-1	1	0	2	5	.200	2	.400	0-0	1	0-0
Morrison, Jacob	14-5	1	0	2	5	.200	2	.400	0-0	0	0-0
Carrizo, Savio	6-0	0	1	1	3	.000	1	.333	0-0	0	0-0
Perez, Daniel	17-17	0	1	1	14	.000	5	.357	0-0	0	0-0
Soto, Diego	15-15	0	1	1	27	.000	6	.222	0-0	0	0-0
Cross, Eric	6-4	0	0	0	1	.000	1	1.000	0-0	0	0-0
Fadlalla, Guilherme	3-0	0	0	0	2	.000	1	.500	0-0	0	0-0
Flowers, Nathan	6-2	0	0	0	1	.000	0	.000	0-0	0	0-0
McGuire, Brian	17-14	0	0	0	4	.000	4	1.000	0-0	0	0-0
Murillo-Jimenez, Ed	16-7	0	0	0	18	.000	6	.333	0-0	0	0-0
Samy, Yousef	14-6	0	0	0	15	.000	4	.267	0-0	0	0-0
Scheufler, Patrick	18-16	0	0	0	19	.000	2	.105	0-0	0	0-0
Shore, Sam	11-11	0	0	0	3	.000	0	.000	0-0	0	0-0
<b>Totals</b>	<b>18</b>	<b>15</b>	<b>11</b>	<b>41</b>	<b>206</b>	<b>.073</b>	<b>71</b>	<b>.345</b>	<b>29-7</b>	<b>7</b>	<b>2-2</b>
<b>Opponents</b>	<b>18</b>	<b>6</b>	<b>22</b>	<b>74</b>	<b>259</b>	<b>.100</b>	<b>102</b>	<b>.394</b>	<b>0-0</b>	<b>10</b>	<b>1-1</b>

Name	GP-GS	Minutes	GA	Avg	Saves	Pct	W	L	T	Sho
Mann, Richard	18-18	1580:59	23	1.31	72	.758	7	9	1	5.0
Baptista, Rodrigo	2-0	71:39	3	3.77	4	.571	0	1	0	0.0
<b>Totals</b>	<b>18</b>	<b>1652:38</b>	<b>26</b>	<b>1.42</b>	<b>76</b>	<b>.745</b>	<b>7</b>	<b>10</b>	<b>1</b>	<b>5</b>
<b>Opponents</b>	<b>18</b>	<b>1652:38</b>	<b>15</b>	<b>0.82</b>	<b>56</b>	<b>.789</b>	<b>10</b>	<b>7</b>	<b>1</b>	<b>9</b>



Name	GP-GS	G	A	Pts	Sh	Sh%	SOG	SOG%	YC-RC	GW	PK-Att
Diaz, Nelson	18-18	10	2	22	76	.132	30	.395	3-1	5	0-0
Ibarra, Ismael	15-12	5	5	15	50	.100	24	.480	5-0	4	0-1
Gonzalez, Johnny	19-14	5	4	14	49	.102	15	.306	1-0	0	0-1
Oka, Dan	19-19	3	7	13	29	.103	10	.345	1-0	0	1-1
Wenyon, Gavin	18-18	0	9	9	7	.000	1	.143	0-0	0	0-0
Pender, Dylan	19-19	2	1	5	8	.250	4	.500	1-0	0	0-0
Perez, Daniel	18-15	2	1	5	17	.118	4	.235	2-0	0	0-0
Sorto, Marvin	15-9	1	3	5	17	.059	3	.176	1-1	1	0-0
Akiyama, Hiroki	12-7	1	1	3	16	.062	6	.375	0-0	0	0-0
Brand, Ed	19-19	1	1	3	5	.200	3	.600	4-0	1	1-1
Carrizo, Savio	6-1	1	0	2	5	.200	2	.400	0-0	0	0-0
Fadlalla, Guilherme	6-0	0	1	1	2	.000	1	.500	0-0	0	0-0
Bueno, Ernesto	4-0	0	0	0	0	.000	0	.000	1-0	0	0-0
Domingo, Darren	17-16	0	0	0	18	.000	3	.167	5-0	0	0-0
Douglas, Brent	6-6	0	0	0	0	.000	0	.000	0-0	0	0-0
Flores, Jose	8-1	0	0	0	6	.000	2	.333	1-0	0	0-0
Gleave, Chad	7-1	0	0	0	2	.000	0	.000	1-1	0	0-0
Mann, Richard	16-16	0	0	0	0	.000	0	.000	0-0	0	0-0
Perego, Aaron	3-0	0	0	0	1	.000	0	.000	0-0	0	0-0
Saunders, Ben	12-3	0	0	0	3	.000	0	.000	0-0	0	0-0
Scheuffer, Patrick	7-0	0	0	0	3	.000	0	.000	2-0	0	0-0
Soto, Diego	18-18	0	0	0	14	.000	5	.357	5-1	0	0-0
<b>Totals</b>	<b>19</b>	<b>31</b>	<b>35</b>	<b>97</b>	<b>328</b>	<b>.095</b>	<b>113</b>	<b>.345</b>	<b>33-4</b>	<b>11</b>	<b>2-4</b>
<b>Opponents</b>	<b>19</b>	<b>26</b>	<b>24</b>	<b>76</b>	<b>76</b>	<b>.342</b>	<b>100</b>	<b>1.316</b>	<b>38-2</b>	<b>5</b>	<b>4-4</b>

Name	GP-GS	Minutes	GA	Avg	Saves	Pct	W	L	T	Sho
Mann, Richard	16-16	1437:08	18	1.13	58	.763	10	3	3	4.0
Douglas, Brent	6-3	367:43	8	1.96	13	.619	1	2	0	1.0
<b>Totals</b>	<b>19</b>	<b>1804:51</b>	<b>26</b>	<b>1.30</b>	<b>74</b>	<b>.740</b>	<b>11</b>	<b>5</b>	<b>3</b>	<b>5</b>
<b>Opponents</b>	<b>19</b>	<b>1804:51</b>	<b>31</b>	<b>1.55</b>	<b>82</b>	<b>.726</b>	<b>5</b>	<b>11</b>	<b>3</b>	<b>2</b>



Name	GP-GS	G	A	Pts	Sh	Sh%	SOG	SOG%	YC-RC	GW	PK-Att
McKinney, Tim	19-15	6	4	16	28	.214	16	.571	4-0	1	0-0
Gonzalez, Johnny	17-16	4	4	12	46	.087	23	.500	2-1	0	0-0
Mata, Frank	17-17	3	2	8	33	.091	13	.394	0-0	1	0-0
Sorto, Marvin	19-18	0	7	7	15	.000	3	.200	4-0	0	0-0
Poggio, Randy	11-5	1	3	5	11	.091	3	.273	2-0	0	0-0
Perego, Aaron	15-3	1	2	4	11	.091	3	.273	0-0	0	0-0
Halvorsen, Richard	19-19	1	1	3	10	.100	3	.300	2-0	0	0-0
Pender, Dylan	18-14	1	1	3	7	.143	3	.429	2-0	1	0-0
Diaz, Nelson	15-1	1	0	2	15	.067	4	.267	1-0	1	0-0
Flores, Jose	18-3	1	0	2	11	.091	6	.545	0-0	0	0-0
Gleave, Chad	7-0	1	0	2	2	.500	1	.500	0-0	0	0-0
Juarez, Jose	9-1	1	0	2	3	.333	2	.667	0-0	1	0-0
Mackey, Chris	19-19	0	2	2	10	.000	5	.500	3-0	0	0-0
Saunders, Ben	14-9	1	0	2	3	.333	1	.333	1-0	0	0-0
Scheuffer, Patrick	15-9	1	0	2	13	.077	3	.231	1-0	0	0-0
Mora, Heber	18-12	0	1	1	9	.000	2	.222	1-1	0	0-0
Rodriguez, Eric	18-11	0	1	1	6	.000	3	.500	1-0	0	0-0
Edden, Cory	2-2	0	0	0	0	.000	0	.000	3-0	0	0-0
Perez, Daniel	17-12	0	0	0	7	.000	4	.571	4-0	0	0-0
Sandwina, Lee	6-4	0	0	0	2	.000	1	.500	1-0	0	0-0
<b>Totals</b>	<b>19</b>	<b>23</b>	<b>28</b>	<b>74</b>	<b>242</b>	<b>.095</b>	<b>99</b>	<b>.409</b>	<b>34-3</b>	<b>5</b>	<b>0-0</b>
<b>Opponent</b>	<b>19</b>	<b>37</b>	<b>33</b>	<b>107</b>	<b>280</b>	<b>.132</b>	<b>138</b>	<b>.493</b>	<b>35-0</b>	<b>13</b>	<b>0-0</b>

Name	GP-GS	Minutes	GA	Avg	Saves	Pct	W	L	T	Sho
Benton, Dan	18-18	1638:09	31	1.70	91	.746	5	12	1	2.0
Brent, Douglas	2-1	138:03	6	3.91	4	.400	0	1	0	0.0
TEAM	0-0	0:00	0	0.00	6	1.000	0	0	0	0.0
<b>Totals</b>	<b>19</b>	<b>1776:12</b>	<b>37</b>	<b>1.87</b>	<b>101</b>	<b>.732</b>	<b>5</b>	<b>13</b>	<b>1</b>	<b>2</b>
<b>Opponents</b>	<b>19</b>	<b>1776:12</b>	<b>23</b>	<b>1.17</b>	<b>76</b>	<b>.768</b>	<b>13</b>	<b>5</b>	<b>1</b>	<b>8</b>





Name	GP-GS	G	A	Pts	Sh	Sh%	SOG	SOG%	YC-RC	GW	PK-Att
Poggio, Randy	20-20	14	4	32	63	.222	34	.540	2-1	3	2-2
Gonzalez, Johnny	20-19	9	3	21	37	.243	21	.568	1-1	5	1-1
McKinney, Tim	19-3	3	8	14	28	.107	15	.536	0-0	0	0-0
Flores, Jose	20-20	4	2	10	49	.082	19	.388	0-0	1	0-0
Rodriguez, Eric	16-0	3	0	6	9	.333	3	.333	0-0	0	0-0
Mackey, Chris	21-21	2	1	5	6	.333	4	.667	1-0	1	1-1
Mata, Frank	17-16	1	3	5	32	.031	13	.406	0-0	1	0-0
Sanfilippo, Frank	16-16	1	3	5	13	.077	5	.385	0-1	0	0-0
Juarez, Jose	14-2	1	3	5	7	.143	3	.429	2-0	0	0-0
Pender, Dylan	21-21	1	1	3	5	.200	3	.600	2-0	0	0-0
Rodriguez, Artin	18-16	0	3	3	2	.000	0	.000	4-0	0	0-0
Flores, Andres	9-3	1	0	2	5	.200	4	.800	0-0	1	0-0
Rundle, Ryan	14-2	1	0	2	11	.091	3	.273	1-0	0	0-0
Perego, Aaron	19-10	0	2	2	13	.000	5	.385	5-0	0	0-0
Martinez, Francisco	6-3	0	2	2	0	.000	0	.000	1-0	0	0-0
Perez, Daniel	15-7	0	1	1	9	.000	0	.000	5-0	0	0-0
Sandwina, Lee	18-16	0	1	1	5	.000	2	.400	2-0	0	0-0
Wright, Brian	6-0	0	1	1	1	.000	0	.000	0-0	0	0-0
Halvorsen, Richard	15-15	0	1	1	2	.000	0	.000	0-0	0	0-0
Gleave, Chad	5-0	0	0	0	0	.000	0	.000	1-0	0	0-0
Scheufler, Patrick	2-0	0	0	0	1	.000	1	1.000	0-0	0	0-0
Dominguez, Eddie	9-8	0	0	0	0	.000	0	.000	1-0	0	0-0
<b>Totals</b>	<b>21</b>	<b>41</b>	<b>38</b>	<b>120</b>	<b>298</b>	<b>.138</b>	<b>135</b>	<b>.453</b>	<b>27-3</b>	<b>12</b>	<b>4-4</b>
<b>Opponents</b>	<b>21</b>	<b>28</b>	<b>24</b>	<b>80</b>	<b>269</b>	<b>.104</b>	<b>122</b>	<b>.454</b>	<b>35-7</b>	<b>7</b>	<b>2-2</b>

Name	GP-GS	Minutes	GA	Avg	Saves	Pct	W	L	T	Sho
Tratten, Tyler	21-11	1015:28	17	1.51	64	.790	6	5	0	2.0
Dominguez, Eddie	9-8	787:40	10	1.14	20	.667	5	2	1	3.0
Benton, Dan	2-2	155:00	1	0.58	10	.900	1	0	1	0.0
<b>Totals</b>	<b>21</b>	<b>1958:08</b>	<b>28</b>	<b>1.29</b>	<b>94</b>	<b>.770</b>	<b>12</b>	<b>7</b>	<b>2</b>	<b>5</b>



Name	GP-GS	G	A	Pts	Sh	Sh%	SOG	SOG%	YC-RC	GW	PK-Att
Chang, Tony	19-15	5	3	13	24	.208	13	.542	1-0	2	1-2
Poggio, Randy	21-13	5	2	12	25	.200	13	.520	1-1	1	0-0
Gonzalez, Johnny	15-8	5	1	11	30	.167	16	.533	1-0	2	0-0
Mata, Frank	20-17	2	4	8	33	.061	13	.394	0-0	0	0-0
Budnyy, Andiry	19-10	3	0	6	26	.115	11	.423	2-0	2	0-0
Martinez, Francisco	20-15	1	3	5	25	.040	12	.480	3-0	0	0-0
Sanfilippo, Frank	21-19	2	1	5	21	.095	6	.286	2-0	1	0-0
Villegas, Fausto	17-2	1	3	5	11	.091	4	.364	0-0	1	0-0
Gaines, Khota	20-15	1	1	3	18	.056	5	.278	1-0	0	0-0
Halvorsen, Richard	19-18	1	1	3	14	.071	2	.143	4-1	0	0-0
Domingo, Darrin	20-14	1	0	2	18	.056	3	.167	6-0	0	1-1
Harris, Trevor	15-5	1	0	2	13	.077	4	.308	3-0	1	0-0
Masaniai, Rawlston	20-19	0	1	1	7	.000	5	.714	0-0	0	0-0
Martinez, Fernando	14-1	0	0	0	4	.000	3	.750	1-0	0	0-0
Dominguez, Eddie	14-10	0	0	0	0	.000	0	.000	1-0	0	0-0
Doran, Jonathan	4-0	0	0	0	0	.000	0	.000	0-0	0	0-0
Frazier, Kyle	18-10	0	0	0	2	.000	1	.500	1-0	0	0-0
Patrick, Michael	5-0	0	0	0	0	.000	0	.000	0-0	0	0-0
Rodriguez, Eric	14-0	0	0	0	4	.000	2	.500	1-0	0	0-0
Scheuffer, Patrick	10-0	0	0	0	5	.000	2	.400	1-0	0	0-0
Garcia, Jose	2-0	0	0	0	0	.000	0	.000	0-0	0	0-0
<b>Totals</b>	<b>21</b>	<b>30</b>	<b>20</b>	<b>80</b>	<b>290</b>	<b>.103</b>	<b>123</b>	<b>.424</b>	<b>30-2</b>	<b>11</b>	<b>2-3</b>
<b>Opponents</b>	<b>21</b>	<b>29</b>	<b>19</b>	<b>77</b>	<b>250</b>	<b>.116</b>	<b>112</b>	<b>.448</b>	<b>33-1</b>	<b>9</b>	<b>0-1</b>

Name	GP-GS	Minutes	GA	Avg	Saves	Pct	W	L	T	Sho
Dominguez, Eddie	12-10	1071:24	17	1.43	39	.696	4	7	0	1.0
Lawrence, Michael	7-6	655:05	9	1.24	26	.743	5	1	1	2.0
Benton, Dan	3-3	291:47	3	0.93	13	.812	2	1	0	2.0
TEAM	0-0	0:00	0	0.00	4	1.000	0	0	0	0.0
<b>Totals</b>	<b>21</b>	<b>2018:16</b>	<b>29</b>	<b>1.29</b>	<b>82</b>	<b>.739</b>	<b>11</b>	<b>9</b>	<b>1</b>	<b>6</b>
<b>Opponents</b>	<b>21</b>	<b>2018:16</b>	<b>30</b>	<b>1.34</b>	<b>93</b>	<b>.756</b>	<b>9</b>	<b>11</b>	<b>1</b>	<b>3</b>





Name	GP-GS	G	A	Pts	Sh	Sh%	SOG	SOG%	YC-RC	GW	PK-Att
Lyssand, Lars	19-19	13	10	36	59	.220	25	.424	5-1	3	1-1
Mata, Frank	20-15	6	4	16	33	.182	17	.515	1-0	0	0-0
Castillo, Daniel	20-4	4	2	10	18	.222	8	.444	1-0	1	0-0
Juhlin, Sven	18-16	3	2	8	20	.150	11	.550	2-0	1	0-0
Sanfilippo, Frank	20-20	1	4	6	31	.032	18	.581	1-0	1	0-0
Halvorsen, Richard	17-16	2	1	5	8	.250	5	.625	6-1	2	0-0
Villegas, Fausto	18-13	2	0	4	13	.154	6	.462	1-0	0	1-1
Guerra, Gonzalo	16-15	1	1	3	16	.062	8	.500	2-0	0	0-0
Patrick, Michael	15-5	1	1	3	12	.083	3	.250	0-0	0	0-0
Pender, Dylan	15-8	1	1	3	7	.143	3	.429	0-0	1	0-0
Chang, Tony	20-20	1	0	2	23	.043	11	.478	3-0	0	0-0
Masaniai, Rawlston	17-16	1	0	2	2	.500	2	1.000	1-0	0	0-0
Bukowski, Nick	16-12	0	1	1	9	.000	0	.000	1-0	0	0-0
Rodriguez, Artin	18-9	0	1	1	6	.000	2	.333	0-0	0	0-0
Gibson, Thomas	9-7	0	1	1	7	.000	3	.429	1-0	0	0-0
Martinez, Fernando	11-1	0	1	1	8	.000	2	.250	0-0	0	0-0
Martinez, Francisco	17-4	0	0	0	14	.000	5	.357	2-0	0	0-0
Matteola, Vinney	17-0	0	0	0	2	.000	0	.000	1-0	0	0-0
Rodriguez, Eric	9-0	0	0	0	3	.000	1	.333	1-0	0	0-0
Calderon, Alvaro	4-0	0	0	0	1	.000	0	.000	0-0	0	0-0
<b>Totals</b>	<b>20</b>	<b>36</b>	<b>30</b>	<b>102</b>	<b>292</b>	<b>.123</b>	<b>130</b>	<b>.445</b>	<b>31-2</b>	<b>9</b>	<b>2-2</b>
<b>Opponents</b>	<b>20</b>	<b>28</b>	<b>27</b>	<b>83</b>	<b>211</b>	<b>.133</b>	<b>88</b>	<b>.417</b>	<b>18-1</b>	<b>6</b>	<b>2-3</b>

Name	GP-GS	Minutes	GA	Avg	Saves	Pct	W	L	T	Sho
Benton, Dan	12-9	1075:33	13	1.09	36	.735	2	3	4	3.0
Vega, Gilbert	7-5	509:15	12	2.12	16	.571	2	3	0	1.0
Dominguez, Eddie	7-6	336:18	3	0.80	7	.700	2	1	0	1.0
TEAM	0-0	0:00	0	0.00	2	1.000	0	0	0	0.0
<b>Totals</b>	<b>20</b>	<b>1921:06</b>	<b>28</b>	<b>1.31</b>	<b>61</b>	<b>.685</b>	<b>9</b>	<b>7</b>	<b>4</b>	<b>7</b>
<b>Opponents</b>	<b>20</b>	<b>1921:06</b>	<b>36</b>	<b>1.69</b>	<b>94</b>	<b>.723</b>	<b>7</b>	<b>9</b>	<b>4</b>	<b>3</b>



Name	GP-GS	G	A	Pts	Sh	Sh%	SOG	SOG%	YC-RC	GW	PK-Att
Martinez, Jorge	22-22	17	11	45	66	.258	45	.682	2-0	7	0-1
Bardales, Isaias	22-22	11	3	25	86	.128	43	.500	1-0	2	0-0
Lyssand, Lars	21-20	5	9	19	78	.064	30	.385	5-0	1	0-0
Sanfilippo, Frank	22-22	4	6	14	34	.118	12	.353	1-0	2	0-0
Suarez, Ryan	22-22	5	3	13	20	.250	14	.700	3-0	2	0-0
Fife, Dan	21-21	4	1	9	19	.211	10	.526	2-0	3	2-2
Williams, Gareth	22-22	1	4	6	21	.048	9	.429	1-0	1	0-0
Chang, Tony	22-22	1	3	5	15	.067	6	.400	0-0	1	0-0
Gutierrez, Cesar	18-2	1	3	5	7	.143	1	.143	1-0	0	0-0
Villegas, Fausto	21-21	2	1	5	17	.118	5	.294	4-0	1	0-0
Gibson, Thomas	15-0	2	0	4	12	.167	4	.333	1-0	0	0-0
Hernandez, Carter	11-1	1	0	2	3	.333	2	.667	0-0	0	0-0
Guerra, Gonzalo	22-22	0	1	1	18	.000	6	.333	0-0	0	0-0
Martinez, Francisco	12-0	0	1	1	3	.000	1	.333	1-0	0	0-0
Barkley, Peter	6-0	0	0	0	3	.000	1	.333	0-0	0	0-0
Calderon, Alvaro	10-1	0	0	0	2	.000	0	.000	0-0	0	0-0
Castillo, Daniel	11-0	0	0	0	6	.000	3	.500	0-0	0	0-0
Flannery, Owen	4-0	0	0	0	2	.000	0	.000	0-0	0	0-0
Momita, Koji	2-0	0	0	0	3	.000	1	.333	0-0	0	0-0
Patrick, Michael	5-0	0	0	0	3	.000	1	.333	1-0	0	0-0
<b>Totals</b>	<b>22</b>	<b>54</b>	<b>46</b>	<b>154</b>	<b>418</b>	<b>.129</b>	<b>194</b>	<b>.464</b>	<b>24-0</b>	<b>20</b>	<b>2-3</b>
<b>Opponents</b>	<b>22</b>	<b>13</b>	<b>12</b>	<b>38</b>	<b>173</b>	<b>.075</b>	<b>68</b>	<b>.393</b>	<b>38-6</b>	<b>1</b>	<b>0-0</b>

Name	GP-GS	Minutes	GA	Avg	Saves	Pct	W	L	T	Sho
Humphreys, Chris	22-22	1941:44	12	0.56	51	.810	20	1	1	12.2
Horner, Jason	3-0	74:14	1	1.21	1	.500	0	0	0	0.2
<b>Totals</b>	<b>22</b>	<b>2015:58</b>	<b>13</b>	<b>0.58</b>	<b>55</b>	<b>.809</b>	<b>20</b>	<b>1</b>	<b>1</b>	<b>13</b>
<b>Opponents</b>	<b>22</b>	<b>2015:58</b>	<b>54</b>	<b>2.41</b>	<b>140</b>	<b>.722</b>	<b>1</b>	<b>20</b>	<b>1</b>	<b>0</b>



Name	GP-GS	G	A	Pts	Sh	Sh%	SOG	SOG%	YC-RC	GW	PK-Att
Kebreab, Aman	20-10	8	1	17	48	.167	24	.500	1-0	2	1-1
Bardales, Isaias	19-19	6	3	15	52	.115	29	.558	1-0	2	1-1
Suarez, Ryan	19-19	3	1	7	23	.130	11	.478	6-0	0	1-1
Harper, Chad	20-20	2	2	6	32	.062	15	.469	0-0	0	0-0
Iverson, Henning	20-19	1	4	6	20	.050	6	.300	2-0	0	0-0
Martinez, Jorge	11-9	2	2	6	24	.083	10	.417	0-0	1	1-1
Murphy, Craig	12-1	3	0	6	5	.600	3	.600	0-0	1	0-0
Lyssand, Lars	19-19	1	3	5	41	.024	21	.512	2-1	0	1-1
Kurey, Jacob	18-14	0	4	4	11	.000	6	.545	0-0	0	0-0
Fife, Dan	19-13	1	1	3	12	.083	5	.417	0-0	1	0-0
Gutierrez, Alberto	14-4	0	3	3	10	.000	5	.500	1-0	0	0-0
Hernandez, Carter	11-3	1	1	3	10	.100	4	.400	4-0	0	0-0
Gibson, Thomas	14-0	1	0	2	3	.333	2	.667	1-0	0	0-0
Calderon, Alvaro	18-18	0	1	1	2	.000	0	.000	4-0	0	0-0
Murphy, Ben	10-2	0	1	1	2	.000	1	.500	1-0	0	0-0
Castillo, Daniel	12-5	0	0	0	4	.000	1	.250	2-0	0	0-0
Chang, Tony	4-0	0	0	0	0	.000	0	.000	1-0	0	0-0
Gutierrez, Cesar	16-10	0	0	0	9	.000	3	.333	0-0	0	0-0
Williams, Gareth	19-9	0	0	0	9	.000	6	.667	4-0	0	0-0
Winslow, Nick	12-6	0	0	0	2	.000	1	.500	1-0	0	0-0
TEAM	2-0	1	0	2	1	1.000	1	1.000	1-0	0	0-0
<b>Totals</b>	<b>20</b>	<b>30</b>	<b>27</b>	<b>87</b>	<b>320</b>	<b>.094</b>	<b>154</b>	<b>.481</b>	<b>32-1</b>	<b>7</b>	<b>5-5</b>
<b>Opponents</b>	<b>20</b>	<b>32</b>	<b>22</b>	<b>86</b>	<b>225</b>	<b>.142</b>	<b>95</b>	<b>.422</b>	<b>25-2</b>	<b>11</b>	<b>0-0</b>

Name	GP-GS	Minutes	GA	Avg	Saves	Pct	W	L	T	Sho
Vega, Gilbert	12-11	1046:51	15	1.29	29	.659	4	7	1	1.0
Humphreys, Chris	10-9	840:00	17	1.82	34	.667	3	4	1	1.0
<b>Totals</b>	<b>20</b>	<b>1886:51</b>	<b>32</b>	<b>1.53</b>	<b>63</b>	<b>.663</b>	<b>7</b>	<b>11</b>	<b>2</b>	<b>2</b>
<b>Opponents</b>	<b>20</b>	<b>1886:51</b>	<b>30</b>	<b>1.43</b>	<b>124</b>	<b>.805</b>	<b>11</b>	<b>7</b>	<b>2</b>	<b>7</b>



Name	GP-GS	G	A	Pts	Sh	Sh%	SOG	SOG%	YC-RC	GW	PK-Att
Harper, Chad	19-8	9	4	22	31	.290	17	.548	0-0	1	0-0
Snyder, Brandon	21-21	7	7	21	73	.096	29	.397	0-0	3	2-2
Allain, Adriano	19-15	5	8	18	16	.312	9	.562	2-1	1	0-0
Martinez, Eduardo	20-20	4	10	18	52	.077	20	.385	3-2	0	0-1
Pace, Brandon	20-1	4	5	13	14	.286	10	.714	1-0	1	0-0
Lyssand, Lars	21-21	5	2	12	24	.208	12	.500	4-0	1	0-0
Martinez, Jorge	8-8	3	4	10	17	.176	9	.529	0-0	3	0-0
Villegas, Fausto	17-8	3	2	8	11	.273	5	.455	0-0	1	0-0
Duncan, Todd	21-21	3	0	6	11	.273	6	.545	0-0	1	0-0
Kebreab, Aman	15-11	1	4	6	15	.067	6	.400	1-1	0	0-0
Ibanez, Roger	16-2	2	1	5	12	.167	5	.417	1-0	0	0-0
Suarez, Ryan	19-19	2	1	5	10	.200	3	.300	4-0	0	0-0
Bergesen, Anders	20-20	2	0	4	16	.125	6	.375	2-0	2	1-1
Filippini, Brice	21-21	0	2	2	3	.000	2	.667	4-0	0	0-0
Hernandez, Carter	12-4	0	1	1	11	.000	5	.455	1-0	0	0-0
Vega, Gilbert	16-16	0	1	1	0	.000	0	.000	0-0	0	0-0
Williams, Gareth	7-0	0	1	1	0	.000	0	.000	0-0	0	0-0
Winslow, Nick	18-9	0	1	1	3	.000	0	.000	1-0	0	0-0
Murphy, Ben	4-1	0	0	0	1	.000	0	.000	0-0	0	0-0
TEAM	5-0	0	0	0	0	.000	0	.000	2-1	0	0-0
<b>Totals</b>	<b>21</b>	<b>50</b>	<b>54</b>	<b>154</b>	<b>319</b>	<b>.157</b>	<b>144</b>	<b>.451</b>	<b>26-5</b>	<b>14</b>	<b>3-4</b>
<b>Opponents</b>	<b>21</b>	<b>26</b>	<b>17</b>	<b>69</b>	<b>293</b>	<b>.089</b>	<b>132</b>	<b>.451</b>	<b>30-3</b>	<b>6</b>	<b>3-3</b>

Name	GP-GS	Minutes	GA	Avg	Saves	Pct	W	L	T	Sho
Vega, Gilbert	16-16	1397:33	18	1.16	71	.798	11	4	1	4.0
Humphreys, Chris	7-5	575:31	9	1.41	31	.775	3	2	0	3.0
<b>Totals</b>	<b>21</b>	<b>1973:04</b>	<b>27</b>	<b>1.23</b>	<b>105</b>	<b>.795</b>	<b>14</b>	<b>6</b>	<b>1</b>	<b>7</b>
<b>Opponents</b>	<b>21</b>	<b>1973:04</b>	<b>50</b>	<b>2.28</b>	<b>94</b>	<b>.653</b>	<b>6</b>	<b>14</b>	<b>1</b>	<b>1</b>



Name	GP-GS	G	A	Pts	Sh	Sh%	SOG	SOG%	YC-RC	GW	PK-Att
Snyder, Brandon	19-16	8	3	19	60	.133	55	.917	0-0	5	0-0
Martinez, Jorge	18-16	8	2	18	29	.276	29	1.000	3-0	1	0-0
Harper, Chad	19-19	3	4	10	19	.158	17	.895	0-0	2	0-0
Martinez, Eduardo	18-18	3	3	9	37	.081	35	.946	2-1	0	0-0
Palsgrove, Shane	16-9	3	1	7	8	.375	8	1.000	3-0	0	0-0
Ibanez, Roger	16-5	2	2	6	10	.200	9	.900	1-0	0	0-0
Allain, Adriano	17-17	2	1	5	23	.087	23	1.000	4-1	0	0-0
Murphy, Craig	11-3	1	2	4	6	.167	6	1.000	1-0	0	0-0
Filippini, Brice	18-18	1	0	2	3	.333	3	1.000	0-0	0	0-0
Flannery, Owen	1-0	1	0	2	1	1.000	1	1.000	0-0	0	0-0
Franci, Jason	15-1	0	2	2	6	.000	6	1.000	1-0	0	0-0
Kebreab, Aman	2-2	1	0	2	6	.167	6	1.000	0-0	0	0-0
Pucillo, Gino	14-3	0	2	2	4	.000	4	1.000	1-0	0	0-0
Suarez, Ryan	10-5	1	0	2	7	.143	7	1.000	2-0	1	0-0
Baltazar, Cesar	19-18	0	1	1	4	.000	4	1.000	1-0	0	0-0
Berry, Kevin	19-19	0	1	1	20	.000	20	1.000	1-0	0	0-0
Cespedes, Alfredo	4-0	0	0	0	1	.000	1	1.000	0-0	0	0-0
Duncan, Todd	19-19	0	0	0	3	.000	2	.667	3-0	0	0-0
Main, Brandon	14-14	0	0	0	1	.000	1	1.000	1-0	0	0-0
Murphy, Ben	16-1	0	0	0	4	.000	4	1.000	1-0	0	0-0
Padilla, Eduardo	1-0	0	0	0	0	.000	0	.000	0-0	0	0-0
<b>Totals</b>	<b>19</b>	<b>34</b>	<b>30</b>	<b>98</b>	<b>252</b>	<b>.135</b>	<b>241</b>	<b>.956</b>	<b>25-2</b>	<b>9</b>	<b>0-0</b>
<b>Opponents</b>	<b>19</b>	<b>35</b>	<b>26</b>	<b>96</b>	<b>230</b>	<b>.152</b>	<b>222</b>	<b>.965</b>	<b>25-2</b>	<b>10</b>	<b>0-0</b>

Name	GP-GS	Minutes	GA	Avg	Saves	Pct	W	L	T	Sho
Main, Brandon	14-14	1275:00	24	1.69	60	.714	7	6	0	3.0
Humphries, Chris	7-5	525:00	11	1.89	26	.703	2	4	0	0.0
Padilla, Eduardo	1-0	21:00	0	0.00	1	1.000	0	0	0	0.0
<b>Totals</b>	<b>19</b>	<b>1821:00</b>	<b>35</b>	<b>1.73</b>	<b>87</b>	<b>.713</b>	<b>9</b>	<b>10</b>	<b>0</b>	<b>3</b>
<b>Opponents</b>	<b>19</b>	<b>1821:00</b>	<b>34</b>	<b>1.68</b>	<b>75</b>	<b>.688</b>	<b>10</b>	<b>9</b>	<b>0</b>	<b>3</b>






Name	GP-GS	G	A	Pts	Sh	Sh%	SOG	SOG%	YC-RC	GW	PK-Att
Kebreab, Aman	18-17	13	6	32	53	.245	0	.000	0-0	4	0-0
Harper, Chad	19-19	10	5	25	40	.250	0	.000	0-0	2	0-0
Riehl, Jody	19-17	7	6	20	35	.200	0	.000	0-0	0	0-0
Martinez, Eduardo	19-17	4	3	11	31	.129	0	.000	0-0	2	0-0
Snyder, Brandon	15-15	3	3	9	40	.075	0	.000	0-0	1	0-0
Smith, Justin	19-12	0	6	6	14	.000	0	.000	0-0	0	0-0
Allain, Adriano	14-14	0	5	5	7	.000	0	.000	0-0	0	0-0
Palsgrove, Shane	15-0	1	2	4	6	.167	0	.000	0-0	0	0-0
Peterson, Claus	13-2	0	4	4	7	.000	0	.000	0-0	0	0-0
Price, Cameron	16-3	2	0	4	8	.250	0	.000	0-0	0	0-0
Aldrich, Cameron	7-0	0	2	2	2	.000	0	.000	0-0	0	0-0
Billington, Adam	10-8	1	0	2	2	.500	0	.000	0-0	0	0-0
Brown, C.J.	17-17	1	0	2	7	.143	0	.000	0-0	1	0-0
Cruz, Juan	10-3	1	0	2	6	.167	0	.000	0-0	0	0-0
Williams, Gareth	8-3	1	0	2	6	.167	0	.000	0-0	0	0-0
Gomez, Jaime	5-0	0	1	1	1	.000	0	.000	0-0	0	0-0
Duncan, Todd	19-19	0	0	0	5	.000	0	.000	0-0	0	0-0
Filippini, Brice	12-7	0	0	0	10	.000	0	.000	0-0	0	0-0
Orozco, Mario	19-17	0	0	0	7	.000	0	.000	0-0	0	0-0
<b>Totals</b>	<b>19</b>	<b>44</b>	<b>43</b>	<b>131</b>	<b>292</b>	<b>.151</b>	<b>0</b>	<b>.000</b>	<b>0-0</b>	<b>10</b>	<b>0-0</b>
<b>Opponents</b>	<b>19</b>	<b>29</b>	<b>24</b>	<b>82</b>	<b>229</b>	<b>.127</b>	<b>0</b>	<b>.000</b>	<b>0-0</b>	<b>6</b>	<b>0-0</b>

Name	GP-GS	Minutes	GA	Avg	Saves	Pct	W	L	T	Sho
Main, Brandon	19-19	1800:00	29	1.45	65	.691	10	6	3	4.2
Padilla, Eduardo	2-0	30:00	0	0.00	2	1.000	0	0	0	0.2
<b>Totals</b>	<b>19</b>	<b>1830:00</b>	<b>29</b>	<b>1.43</b>	<b>67</b>	<b>.698</b>	<b>10</b>	<b>6</b>	<b>3</b>	<b>4</b>
<b>Opponents</b>	<b>19</b>	<b>1830:00</b>	<b>44</b>	<b>2.16</b>	<b>73</b>	<b>.624</b>	<b>6</b>	<b>10</b>	<b>3</b>	<b>1</b>



Name	GP-GS	G	A	Pts	Sh	Sh%	SOG	SOG%	YC-RC	GW	PK-Att
Martinez, Jason	18-15	10	4	24	45	.222	0	.000	0-0	0	0-0
Soraa, Espen	16-16	3	3	9	42	.071	0	.000	0-0	0	0-0
Orozco, Mario	15-14	1	3	5	11	.091	0	.000	0-0	0	0-0
Ortega, Daniel	8-8	2	1	5	6	.333	0	.000	0-0	0	0-0
Fernandez, Christian	12-11	2	0	4	25	.080	0	.000	0-0	0	0-0
Martinez, Eduardo	16-5	2	0	4	19	.105	0	.000	0-0	0	0-0
Riehl, Jody	16-10	1	2	4	11	.091	0	.000	0-0	0	0-0
Brown, C.J.	18-18	1	1	3	11	.091	0	.000	0-0	0	0-0
Cruz, Juan	15-8	1	1	3	12	.083	0	.000	0-0	0	0-0
Filippini, Brice	17-10	1	1	3	7	.143	0	.000	0-0	0	0-0
Billington, Adam	15-9	0	2	2	6	.000	0	.000	0-0	0	0-0
Duncan, Todd	18-17	1	0	2	9	.111	0	.000	0-0	0	0-0
Zubrycky, Taras	18-14	0	2	2	22	.000	0	.000	0-0	0	0-0
Smith, Justin	12-4	0	1	1	3	.000	0	.000	0-0	0	0-0
Allain, Adriano	15-2	0	0	0	3	.000	0	.000	0-0	0	0-0
Crawson, Trevor	6-2	0	0	0	2	.000	0	.000	0-0	0	0-0
Fratantaro, Dominic	15-10	0	0	0	5	.000	0	.000	0-0	0	0-0
Naime, Eddie	13-6	0	0	0	4	.000	0	.000	0-0	0	0-0
TEAM	2-0	2	0	4	0	.000	0	.000	0-0	0	0-0
<b>Totals</b>	<b>18</b>	<b>27</b>	<b>21</b>	<b>75</b>	<b>243</b>	<b>.111</b>	<b>0</b>	<b>.000</b>	<b>0-0</b>	<b>6</b>	<b>0-0</b>
<b>Opponents</b>	<b>18</b>	<b>38</b>	<b>34</b>	<b>110</b>	<b>296</b>	<b>.128</b>	<b>0</b>	<b>.000</b>	<b>0-0</b>	<b>11</b>	<b>0-0</b>

Name	GP-GS	Minutes	GA	Avg	Saves	Pct	W	L	T	Sho
Bateman, Keith	11-10	963:00	15	1.40	65	.812	6	5	1	4.0
Main, Brandon	8-8	747:00	23	2.77	53	.697	0	6	0	0.0
<b>Totals</b>	<b>18</b>	<b>1710:00</b>	<b>38</b>	<b>2.00</b>	<b>118</b>	<b>.756</b>	<b>6</b>	<b>11</b>	<b>1</b>	<b>4</b>
<b>Opponents</b>	<b>18</b>	<b>1710:00</b>	<b>27</b>	<b>1.42</b>	<b>85</b>	<b>.759</b>	<b>11</b>	<b>6</b>	<b>1</b>	<b>2</b>



Name	GP-GS	G	A	Pts	Sh	Sh%	SOG	SOG%	YC-RC	GW	PK-Att
Weaver, Brian	19-19	8	12	28	63	.127	0	.000	0-0	0	0-0
Martinez, Jason	18-14	13	1	27	39	.333	0	.000	0-0	0	0-0
Alejandro, Tony	18-10	5	11	21	22	.227	0	.000	0-0	0	0-0
Soraa, Espen	18-18	4	5	13	43	.093	0	.000	0-0	0	0-0
Sposeto, Dominic	16-10	4	5	13	17	.235	0	.000	0-0	0	0-0
Zubrycky, Taras	14-2	4	4	12	22	.182	0	.000	0-0	0	0-0
Cruz, Juan	15-8	3	3	9	15	.200	0	.000	0-0	0	0-0
Riehl, Jody	16-1	2	3	7	9	.222	0	.000	0-0	0	0-0
Whittle, Paul	14-12	1	5	7	10	.100	0	.000	0-0	0	0-0
Ball, Matthew	12-10	2	2	6	6	.333	0	.000	0-0	0	0-0
Ortega, Daniel	12-7	1	4	6	7	.143	0	.000	0-0	0	0-0
Belideau, Spencer	16-13	1	2	4	16	.062	0	.000	0-0	0	0-0
Brown, C.J.	17-16	2	0	4	6	.333	0	.000	0-0	0	0-0
Sciotto, Dennis	19-18	2	0	4	6	.333	0	.000	0-0	0	0-0
Billington, Adam	8-8	1	1	3	6	.167	0	.000	0-0	0	0-0
Orozco, Mario	10-6	1	1	3	2	.500	0	.000	0-0	0	0-0
Blackwell, Brad	4-3	1	0	2	6	.167	0	.000	0-0	0	0-0
Stuart, Joe	12-10	0	1	1	3	.000	0	.000	0-0	0	0-0
Nguyen, Huy-Linh	10-5	0	0	0	1	.000	0	.000	0-0	0	0-0
Rueda, Alberto	9-0	0	0	0	1	.000	0	.000	0-0	0	0-0
<b>Totals</b>	<b>19</b>	<b>55</b>	<b>60</b>	<b>170</b>	<b>300</b>	<b>.183</b>	<b>0</b>	<b>.000</b>	<b>0-0</b>	<b>15</b>	<b>0-0</b>
<b>Opponents</b>	<b>19</b>	<b>20</b>	<b>17</b>	<b>57</b>	<b>212</b>	<b>.094</b>	<b>0</b>	<b>.000</b>	<b>0-0</b>	<b>4</b>	<b>0-0</b>

Name	GP-GS	Minutes	GA	Avg	Saves	Pct	W	L	T	Sho
Main, Brandon	14-12	1063:00	13	1.10	60	.822	8	3	0	3.2
Bateman, Keith	9-7	647:00	7	0.97	30	.811	7	1	0	1.2
<b>Totals</b>	<b>19</b>	<b>1710:00</b>	<b>20</b>	<b>1.05</b>	<b>90</b>	<b>.818</b>	<b>15</b>	<b>4</b>	<b>0</b>	<b>6</b>
<b>Opponents</b>	<b>19</b>	<b>1710:00</b>	<b>55</b>	<b>2.89</b>	<b>81</b>	<b>.596</b>	<b>4</b>	<b>15</b>	<b>0</b>	<b>1</b>



Name	GP-GS	G	A	Pts	Sh	Sh%	SOG	SOG%	YC-RC	GW	PK-Att
Weaver, Brian	18-18	13	7	33	43	.302	0	.000	0-0	0	0-0
Blackwell, Brad	18-18	4	3	11	29	.138	0	.000	0-0	0	0-0
Wiebe, Scott	18-5	4	3	11	22	.182	0	.000	0-0	0	0-0
Ball, Matthew	14-14	4	1	9	15	.267	0	.000	0-0	0	0-0
Cruz, Juan	17-17	3	3	9	27	.111	0	.000	0-0	0	0-0
Ortega, Daniel	15-14	2	5	9	15	.133	0	.000	0-0	0	0-0
Belideau, Spencer	17-15	3	1	7	28	.107	0	.000	0-0	0	0-0
Stewart, Harrison	16-5	2	2	6	8	.250	0	.000	0-0	0	0-0
Andrade, Todd	18-15	1	3	5	15	.067	0	.000	0-0	0	0-0
Sciotto, Dennis	18-18	2	0	4	3	.667	0	.000	0-0	0	0-0
Alejandro, Tony	15-1	1	1	3	16	.062	0	.000	0-0	0	0-0
Brown, C.J.	18-18	1	0	2	4	.250	0	.000	0-0	0	0-0
Maass, Jason	8-3	1	0	2	2	.500	0	.000	0-0	0	0-0
Manzo, Alex	4-0	1	0	2	4	.250	0	.000	0-0	0	0-0
Riehl, Jody	18-3	0	1	1	12	.000	0	.000	0-0	0	0-0
McKay, Joel	11-3	0	0	0	9	.000	0	.000	0-0	0	0-0
Nguyen, Huy-Linh	13-7	0	0	0	3	.000	0	.000	0-0	0	0-0
Rodelas, Cesar	3-0	0	0	0	2	.000	0	.000	0-0	0	0-0
Rueda, Alberto	8-1	0	0	0	2	.000	0	.000	0-0	0	0-0
Whittle, Paul	14-11	0	0	0	8	.000	0	.000	0-0	0	0-0
TEAM	17-0	1	0	2	0	.000	0	.000	0-0	0	0-0
<b>Totals</b>	<b>18</b>	<b>43</b>	<b>30</b>	<b>116</b>	<b>255</b>	<b>.169</b>	<b>0</b>	<b>.000</b>	<b>0-0</b>	<b>9</b>	<b>0-0</b>
<b>Opponents</b>	<b>18</b>	<b>32</b>	<b>18</b>	<b>82</b>	<b>174</b>	<b>.184</b>	<b>0</b>	<b>.000</b>	<b>0-0</b>	<b>7</b>	<b>0-0</b>

Name	GP-GS	Minutes	GA	Avg	Saves	Pct	W	L	T	Sho
Bateman, Keith	18-18	1770:00	32	1.63	79	.712	9	7	2	4.0
<b>Totals</b>	<b>18</b>	<b>1770:00</b>	<b>32</b>	<b>1.63</b>	<b>79</b>	<b>.712</b>	<b>9</b>	<b>7</b>	<b>2</b>	<b>4</b>
<b>Opponents</b>	<b>18</b>	<b>1770:00</b>	<b>43</b>	<b>2.19</b>	<b>96</b>	<b>.691</b>	<b>7</b>	<b>9</b>	<b>2</b>	<b>3</b>



Name	GP-GS	G	A	Pts	Sh	Sh%	SOG	SOG%	YC-RC	GW	PK-Att
Ball, Matthew	19-19	4	2	10	35	.114	0	.000	0-0	0	0-0
Hare, Anthony	15-13	3	3	9	24	.125	0	.000	0-0	0	0-0
Ortega, Daniel	19-13	4	1	9	23	.174	0	.000	0-0	0	0-0
Hackett, Mike	16-14	3	2	8	25	.120	0	.000	0-0	0	0-0
Belideau, Spencer	19-19	2	3	7	22	.091	0	.000	0-0	0	0-0
Tran, Mike	19-15	2	1	5	20	.100	0	.000	0-0	0	0-0
Adamitis, Troy	16-2	2	0	4	15	.133	0	.000	0-0	0	0-0
Whittle, Paul	15-12	1	2	4	14	.071	0	.000	0-0	0	0-0
Arazabal, Mike	15-3	1	1	3	13	.077	0	.000	0-0	0	0-0
Mulvihill, Jeff	15-1	1	1	3	6	.167	0	.000	0-0	0	0-0
Weaver, Brian	19-19	1	1	3	24	.042	0	.000	0-0	0	0-0
Wiebe, Scott	19-19	0	3	3	45	.000	0	.000	0-0	0	0-0
Bedinotti, Tom	3-1	1	0	2	4	.250	0	.000	0-0	0	0-0
Andrade, Todd	19-19	0	1	1	23	.000	0	.000	0-0	0	0-0
Sciotto, Dennis	12-0	0	1	1	4	.000	0	.000	0-0	0	0-0
Gowdy, Darren	10-0	0	0	0	3	.000	0	.000	0-0	0	0-0
McKay, Joel	11-1	0	0	0	6	.000	0	.000	0-0	0	0-0
Nguyen, Huy-Linh	17-13	0	0	0	3	.000	0	.000	0-0	0	0-0
Stewart, Harrison	11-5	0	0	0	1	.000	0	.000	0-0	0	0-0
<b>Totals</b>	<b>19</b>	<b>25</b>	<b>22</b>	<b>72</b>	<b>310</b>	<b>.081</b>	<b>0</b>	<b>.000</b>	<b>0-0</b>	<b>6</b>	<b>0-0</b>
<b>Opponents</b>	<b>19</b>	<b>38</b>	<b>28</b>	<b>104</b>	<b>301</b>	<b>.126</b>	<b>0</b>	<b>.000</b>	<b>0-0</b>	<b>10</b>	<b>0-0</b>

Name	GP-GS	Minutes	GA	Avg	Saves	Pct	W	L	T	Sho
Bateman, Keith	16-16	1539:30	35	2.05	79	.693	5	10	1	1.0
Hightower, Chris	3-3	330:00	2	0.55	16	.889	1	0	2	1.0
Arazabal, Mike	1-0	20:30	1	4.39	3	.750	0	0	0	0.0
<b>Totals</b>	<b>19</b>	<b>1890:00</b>	<b>38</b>	<b>1.81</b>	<b>98</b>	<b>.721</b>	<b>6</b>	<b>10</b>	<b>3</b>	<b>2</b>
<b>Opponents</b>	<b>19</b>	<b>1890:00</b>	<b>25</b>	<b>1.19</b>	<b>119</b>	<b>.826</b>	<b>10</b>	<b>6</b>	<b>3</b>	<b>7</b>





Name	GP-GS	G	A	Pts	Sh	Sh%	SOG	SOG%	YC-RC	GW	PK-Att
Wiebe, Scott	20-20	4	2	10	40	.100	0	.000	0-0	0	0-0
Ball, Matthew	18-15	4	1	9	8	.500	0	.000	0-0	0	0-0
Bedinotti, Tom	20-13	3	1	7	20	.150	0	.000	0-0	0	0-0
Belideau, Spencer	19-18	3	0	6	9	.333	0	.000	0-0	0	0-0
Hackett, Mike	19-15	2	2	6	25	.080	0	.000	0-0	0	0-0
Hare, Anthony	18-18	2	2	6	9	.222	0	.000	0-0	0	0-0
Whittle, Paul	20-16	2	0	4	11	.182	0	.000	0-0	0	0-0
Adamitis, Troy	15-7	1	1	3	6	.167	0	.000	0-0	0	0-0
Schwager, Greg	12-10	1	1	3	11	.091	0	.000	0-0	0	0-0
Weaver, Brian	20-20	0	3	3	38	.000	0	.000	0-0	0	0-0
Andrade, Todd	16-6	1	0	2	3	.333	0	.000	0-0	0	0-0
Rico, Jorge	8-0	0	1	1	2	.000	0	.000	0-0	0	0-0
Stewart, Harrison	17-14	0	1	1	3	.000	0	.000	0-0	0	0-0
Arzabal, Michael	10-4	0	0	0	5	.000	0	.000	0-0	0	0-0
Bautista, Jim	10-0	0	0	0	3	.000	0	.000	0-0	0	0-0
Goodwin, Dan	16-3	0	0	0	4	.000	0	.000	0-0	0	0-0
Murray, Kevin	10-2	0	0	0	7	.000	0	.000	0-0	0	0-0
Nguyen, Huy-Linh	19-19	0	0	0	3	.000	0	.000	0-0	0	0-0
Virnelson, Todd	14-3	0	0	0	1	.000	0	.000	0-0	0	0-0
<b>Totals</b>	<b>20</b>	<b>23</b>	<b>15</b>	<b>61</b>	<b>210</b>	<b>.110</b>	<b>0</b>	<b>.000</b>	<b>0-0</b>	<b>5</b>	<b>0-0</b>
<b>Opponents</b>	<b>20</b>	<b>54</b>	<b>47</b>	<b>155</b>	<b>278</b>	<b>.194</b>	<b>0</b>	<b>.000</b>	<b>0-0</b>	<b>14</b>	<b>0-0</b>

Name	GP-GS	Minutes	GA	Avg	Saves	Pct	W	L	T	Sho
Hightower, Chris	18-18	1792:00	40	2.01	82	.672	5	12	1	2.0
Bedinotti, Ed	3-2	188:00	14	6.70	12	.462	0	2	0	0.0
<b>Totals</b>	<b>20</b>	<b>1980:00</b>	<b>54</b>	<b>2.45</b>	<b>94</b>	<b>.635</b>	<b>5</b>	<b>14</b>	<b>1</b>	<b>2</b>
<b>Opponents</b>	<b>20</b>	<b>1980:00</b>	<b>23</b>	<b>1.05</b>	<b>75</b>	<b>.765</b>	<b>14</b>	<b>5</b>	<b>1</b>	<b>6</b>



Name	GP-GS	G	A	Pts	Sh	Sh%	SOG	SOG%	YC-RC	GW	PK-Att
Ngo, Phoung	21-18	3	6	12	15	.200	0	.000	0-0	0	0-0
Wiebe, Scott	21-19	3	4	10	23	.130	0	.000	0-0	0	0-0
Uribe, Hector	18-15	3	1	7	33	.091	0	.000	0-0	0	0-0
Baker, Michael	20-20	2	1	5	11	.182	0	.000	0-0	0	0-0
Hare, Anthony	20-14	1	3	5	10	.100	0	.000	0-0	0	0-0
Hernandez, Raul	18-12	2	1	5	18	.111	0	.000	0-0	0	0-0
Steward, Harrison	20-20	2	0	4	10	.200	0	.000	0-0	0	0-0
Adamitis, Troy	17-12	1	1	3	15	.067	0	.000	0-0	0	0-0
Arzabal, Michael	18-2	1	0	2	8	.125	0	.000	0-0	0	0-0
Andrade, Todd	20-18	0	0	0	9	.000	0	.000	0-0	0	0-0
Briggs, Pat	10-0	0	0	0	4	.000	0	.000	0-0	0	0-0
Chandler, Robert	19-6	0	0	0	8	.000	0	.000	0-0	0	0-0
Horne, Joe	21-21	0	0	0	2	.000	0	.000	0-0	0	0-0
Paccioletti, Jeff	18-15	0	0	0	4	.000	0	.000	0-0	0	0-0
Sciotto, Dennis	15-2	0	0	0	1	.000	0	.000	0-0	0	0-0
Welsh, Sean	19-12	0	0	0	4	.000	0	.000	0-0	0	0-0
<b>Totals</b>	<b>21</b>	<b>18</b>	<b>17</b>	<b>53</b>	<b>175</b>	<b>.103</b>	<b>0</b>	<b>.000</b>	<b>0-0</b>	<b>4</b>	<b>0-0</b>
<b>Opponents</b>	<b>21</b>	<b>45</b>	<b>35</b>	<b>125</b>	<b>278</b>	<b>.162</b>	<b>0</b>	<b>.000</b>	<b>0-0</b>	<b>17</b>	<b>0-0</b>

# 1990

Name	GP-GS	Minutes	GA	Avg	Saves	Pct	W	L	T	Sho
Raak, Kevin	17-17	1547:00	29	1.69	74	.718	4	11	0	1.0
Vessel, Jean-Paul	6-4	463:00	16	3.11	28	.636	0	6	0	0.0
<b>Totals</b>	<b>21</b>	<b>2010:00</b>	<b>45</b>	<b>2.01</b>	<b>102</b>	<b>.694</b>	<b>4</b>	<b>17</b>	<b>0</b>	<b>1</b>
<b>Opponents</b>	<b>21</b>	<b>2010:00</b>	<b>18</b>	<b>0.81</b>	<b>75</b>	<b>.806</b>	<b>17</b>	<b>4</b>	<b>0</b>	<b>12</b>

# All-Time Roster (Since 1954)

## A

Dylan Abraham	2015, '16
Jamal Adam	2018, '19, '20, '21, '22
Troy Adamitis	1990, '91, '92
Dan Addiego	2009, '10, '11
Luis Aguilar	1987, '88, '89
Ernesto Aguilera	2022
Hiroki Akiyama	2005, '06, '07, '08
Tanner Akol	2016
Efiok Akpan	1962, '63, '64, '65
Gary Alb	1970, '71, '72
Javier Alcala	1976
Osvaldo Alcala	2007
Alex Alcaraz	2015, '16
Cameron Aldrich	1996
Tony Alejandro	1993, '94
Adriano Allain	1995, '96, '97, '98
Robert Allan	1954, '55
Doug Allen	1989
Rob Allen	1984, '85, '86
Max Allen	2017, '18, '19, '20, '21
Liesly Amajor	1975, '76
Alex Anastasi	2014, '15
David Anderson	1954, '55, '56
Todd Andrade	1990, '91, '92
Colby Anger	2022
Eric Angell	2009
Michael Arazabal	1990, '91, '92
David Armstrong	1963
Bernard Aronstam	1958, '59
Eddie Avakian	1976
Ronin Axelson	2022
Israel Ayala	2012, '13
Uriel Ayala	2014, '15, '16
Steve Aylard	1978, '79
Rick Azofeifa	1978, '79, '80

## B

Marc Baker	1986, '87, '89
Michael Baker	1989, '90
Hassan Bakrim	1988
Bert Baldaccini	1969, '71, '72
Matthew Ball	1991, '92, '93, '94
Cesar Baltazar	1997
Rodrigo Baptista	2006
Andy Barajas	2019, '20, '21, '22
Isaias Bardales	1999, '00
Peter Barkley	2000

Thomas Barnes	2012
Tim Barr	1977
Danny Barraza	1983, '84
Mario Barocio	2022
Joey Bastian	2016
Keith Bateman	1992, '93, '94, '95
Joseph Battaglini	1959, '60, '61
Jim Bautista	1991
Ahmad Bayati	1967, '68
Frankie Beauchamp	2012, '13, '14
George Beckwith	1976, '77
Tom Bedinotti	1991, '92
Spencer Belideau	1991, '92, '93, '94
Mark Bell	1955, '56
Nils Bengtsson	1959, '60, '61
Les Bennett	1962
El Shaddai Bent	2006
Dan Benton	2001, '02, '03, '04
Mike Benton	1974, '75
Anders Bergesen	1998
Miguel Bermudez	2019, '20, '21
Jose Bernal	2018, '19
Guilio Bernardi	1978, '79, '80
Kevin Berry	1997
Vince Bertalucci	1983, '84
Greg Bertuccio	1986
Francis Betancourt	1954, '55
John Bettencourt	1975
Robert Bergman	1955, '56, '57, '58
Dave Biddle	1960, '61
Adam Billington	1994, '95, '96
Brad Blackwell	1993, '94
Matthew Blue	1987, '88, '89
Josh Boemecke	2008, '09, '10
Peter Bogatsky	1971
Randy Bolanos	1976, '77
Rigo Bolanos	1970, '71
Kameron Bolden	2020, '21
Miguel Borba	1987
Julian Boyce	2019, '20, '21, '22
Jude Boyd	2021, '22
Joe Boyle	1980, '83, '84
John Bradley	1976, '77, '78, '79
Ed Brand	2005, '06, '07, '08
Nicolas Brenes	2017, '18, '19, '20
Douglas Brent	2004, '05
Ethan Briens	2018, '19
Patrick Briggs	1989, '90

Omari Brinner	2010, '11
C.J. Brown	1993, '94, '95, '96
Andiry Budnyy	2002
Eduardo Buenfil	2017, '18, '19, '20
Ernesto Bueno	2005
Nick Bukowski	2001
Efrain Burgos, Jr.	2007, '08
Steve Burke	1975, '76, '77, '79
Scott Buskey	2015, '16

## C

Richard Caillouette	1955
Alvaro Calderon	1999, '00, '01
Steve Caldwell	1985, '86
Henry Camacho	1966, '67
Eduardo Cambiasio	1955, '56
Jean-Pierre Canabou	1965, '66, '67
Mel Canal	1964, '65
Mike Canceres	1988, '89
Sergio Cardoso	1980
Nick Carrara	2009
Savio Carrijo	2005, '07
Henry Carvalho	1971, '72
Nick Cashmere	2010, '11
Augusto Castaneda	1969
Roberto Casteneda	2010, '11
Daniel Castillo	1999, '00, '01
Miguel Castillo	2017, '18
Justin Castro	2009, '10
Rudi Castro	2020, '21
Rodolfo Castro	2019
Alfredo Cespedes	1997
Simon Chafer	1978, '79, '80
Robert Chandler	1988, '89, '90
Tony Chang	1999, '00, '01, '02
Matt Chapman	1976, '77
Scott Chase	1984, '85, '86
Alex Clewis	2017, '18
Paul Coffee	1975, '76, '77, '78
Jonathan Colunga	2014, '15, '16
Jordan Cooper	2011
Stephen Cordova	2008, '10
Emiliano Corona	2021, '22
Jose Cortez	2011
Ben Cowdrill	2013, '14
Elmer Craig	1955, '56
Trevor Crawson	1995
Tony Critelli	1955, '56, '57

# All-Time Roster (Since 1954)

Sam Croucher	2013, '14
Juan Cruz	1993, '94, '95, '96
Nick Cukar	2007, '08, '09, '10

## D

Dan Danielson	1956, '57, '58
Gabor David	1963
Ken Davis	1971, '72, '73
Robert Davis	1965, '66, '67
Tracy Davis	1983, '84
Andrew Day	1985
Bob DeFelice	1969
Roberto Delfino	1975
Diego Delgadillo	2022
Dietmar Demeter	1960, '61, '62
Sam Deus	1967, '68
Jamie Diaz	1980, '83
Louis Daiz	1965, '66
Nelson Diaz	2004, '05
Charles Debling	2020
John Dickinson	1987, '88, '89
Pablo Dillon	1985, '86
Isaiah de Dios	2018, '19
Duane Dirstine	1984, '85
Darren Domingo	2002, '05
Eddie Dominguez	2001, '02, '03
Kris Donaldson	2016, '17
Jonathan Doran	2002
Ricky Dorrego	2007, '08, '09, '10
Jeff Dukes	2016, '17, '18, '19
Todd Duncan	1995, '96, '97, '98
Charlie Dyer	2022

## E

Eric Eberle	1988
Carlos Eckert	1954, '55
Cory Edden	2004
Mark Edwards	1984
Robert Eiler	1957, '58
Emmanuel Espinoza	2012, '13, '14, '15
Aslan Esralian	1965, '66
Dan Estrada	1956, '57, '58, '59
Derek Evans	1976, '77, '78
Jerry Evans	1975, '76, '77

## F

Guilherme Fadlalla	2005
Angel Farias	2016, '17, '18, '19
Jim Farthing	1970, '71

Lewis Fellows	1960, '61
Christian Fernandez	1995
Dan Fife	1999, '00
Brice Filippini	1995, '96, '97, '98
Owen Flannery	1997, '00
Andres Flores	2003
Jose Flores	2003, '04, '05
Juan Flores	1988, '89
Gary Foss	1959, '60
Brendon Foster	2020
Garret Foster	2012
James Fox	1975
Jason Franci	1997
Lewis Fraser	1963, '64, '65, '66
Dominic Fratantaro	1995
Kyle Frazier	2002
Larry Freie	1984
Matthew Fryer	1987
Nino Furnerni	1988

## G

Khota Gaines	2002
Slobodan Galeb	1961, '62, '63
Phil Galioto	1973, '74
Joe Gangale	1985, '86
Al Garcia	1976
Arthur Garcia	1985, '87
Joel Garcia	2020, '21, '22
Jose Garcia	2002
Joseph Garrotto	1975, '76
Al Gaspar	1976, '77
Patrick Gaynor	1984
Hadi Ghafouri	1969, '70
Thomas Gibson	1999, '00, '01
Allen Giolkey	1954, '55
Joe Giovacchini	1971, '72, '73
Chad Gleave	2003, '04, '05
Gerald Godfryd	2021
Jaime Gomez	1996
Carlos Gomez-Zavala	2017, '18, '19, '20, '21
Johnny Gonzalez	2002, '03, '04, '05
Julio Gonzalez	2006, '07
Mariano Gonzalez	1964, '65, '66, '67
Dan Goodwin	1991
Darren Gowdy	1992
Steve Gray	1973, '74
Keith Greene	1977, '78
Werner Grosshans	1955, '56, '57, '58
Gonzalo Guerra	2000, '01

Alberto Gutierrez	1999
Cesar Gutierrez	1999, '00
Jonathan Gutierrez	2015
Oscar Gutierrez	1961, '62
Anthony Guzman	2022

## H

Richard Habenicht	1966, '67
Mike Hackett	1991, '92
Masood Hajjian	1963, '64, '65
Richard Halvorsen	2001, '02, '03, '04
Anthony Hare	1990, '91, '92
Chad Harper	1996, '97, '98, '99
Trevor Harris	2002
Greg Harte	2014, '15
Terry Hays	1975, '76, '77
Ayman Helmy	1975
Craig Henretty	1987
David Heredia	2017
Aoi Hernandez	2018, '19, '20
Carter Hernandez	1998, '99, '00
Mani Hernandez	1968, '69, '70, '71
Raul Hernandez	1990
Craig Hertler	2011
Doug Highton	2010, '11, '12
Chris Hightower	1991, '92
Abdul Hindiyeh	1961
Jon Hinkin	1986
Sam Hodgson	2010
Mohammad Hooshman	1971
Joe Horne	1989, '90
Jason Horner	2000
Richard Howell	1964, '65, '66
Tony Hueso	2021
John Hubacz	1980, '83
Romario Hulea	2017
Chris Humphreys	1997, '98, '99, '00
Gordon Huntze	1960, '61
Mike Hurst	1980

## I

Gary Iacini	1966, '67
Roger Ibanez	1997, '98
Ismael Ibarra	2007, '05
Ingi Ingason	1985, '86, '87
James Inglis	1954, '55, '56
Angel Iniguez	2022
Henning Iverson	1999
Britt Irvine	1980

# All-Time Roster (Since 1954)

## J

Robert Jackson	2008, '09
Khaled Jarrar	1984
Brent Johnson	1976, '77
Dennis Johnson	1961
Jose Juarez	2003, '04
Sven Juhlin	2001

## K

Boyah Kaar	2008
Joseph Kay	2016, '17, '18
Mike Kaloczy	1989
Jack Kebental	1956
Aman Kebreab	1996, '97, '98, '99
Geoff Keller	1988
Andrew Kelly	2013, '14
James Kelly	1958, '59
Sean Keohane	1976, '77
Viguen Khachikian	1969
Asman Khan	1962
Suliman Khorami	2016, '17, '18, '19
David Kingsley	1962, '63
Rory Knibbs	2013, '14, '15, '16
Byron Kobayashi	1960, '61
Bob Koch	1973
Brain Kohne	1985, '86
Jerry Koopman	1965, '66
Al Korbus	1963, '64, '65
Krumbach	1983
Nick Kupcow	1978
Jacob Kurey	1999
Alan Kute	1986
Ernest Kwansa	1965, '66

## L

John Lambert	1985
Paul Lambert	1985
Allen LaSpina	2010, '11
Bill Lauterbach	1970
George Lauterbach	1972
Michael Lawrence	2002
Omar Lemus	2017, '18, '19, 20, '21
Glen Lenhart	1980, '83, '84
Nicholas Leondris	1955
Beau Leroux	2021, '22
Jonathan Lester	2009, '10, '11
Colin Lindores	1963, '64, '65, '66
Steve Locci	1964, '65, '66, '67

Isaac Lomeli	2021
Ronaldo Lomeli	2016, '17
Matt Lord	1983, '84, '85, '86, '87
Jorge Lopez	2019, '20
Peter Lorenz	1975
Jamison Loveless	2011, '12, '13, '14
Josh Lucas	2022
Lars Lyssand	1998, '99, '00, '01

## M

Jason Maass	1993
Roger Macioge	1958, '59
Chris Mackey	2003, '04
Ciaran Maguire	2015
James Maher	1954, '55
Brandon Main	1994, '95, '96, '97
John Majda	1975, '76
Andres Maldonado	2022
Mark Mangano	1983, '84
Frank Mangiola	1965, '66, '67
Richard Mann	2005, '06
Bert Manriquez	1965, '66, '67
Alex Manzo	1993
Andre Marechal	1969, '70
Javier Margarito	1980
Jered Mariani	2018, '19, '20
Chris Martinez	2016
Ricardo Martin	1988, '89
Ricky Martin	2010
Eduardo Martinez	1995, '96, '97, '98
Fernando Martinez	2001, '02
Francisco Martinez	2000, '01, '02, '03
Jason Martinez	1994, '95
Jorge Martinez	1997, '98, '99, '00
Rawlston Masaniai	2001, '02
Abdul Mashal	1959, '60, '61
Frank Mata	2001, '02, '03, '04
Tamba Mattia	2022
Vinney Matteola	2001
Matt McDowell	1980, '83
Brian McGuire	2006, '07, '08, '09
Joel McKay	1992, '93
Tim McKinney	2003, '04
Kyler McLaughlin	2012, '14, '15
Luis Medina	1987
Ryner Medina	1980
Eric Mendez	2013, '14, '15
Chris Mendez-Lemus	2020

Andrew Mendoza	2015, '16, '17, '18
Danny Menendez	1975, '76, '77, '78
Rusty Menzel	1971, '72
Randy Michaelis	1987
Hercules Mihelis	1964, '65, '66
Gordon Miller	1966, '67
Luis Mintegui	1967, '68
Jim Mimmack	1975, '76
Eduardo Miranda	2017, '18, '19, '20, '21, '22
Willy Miranda	2018, '19, '20
Ovadia Mizrahi	1973, '74, '75, '76
Preston Moll	2021
Koji Momita	2000
Oscar Monjaras	2006, '07, '08, '09
Enrique Montano	2012, '13, '14
Jerry Montgomery	1987
Colby Moore	2006, '07, '08, '09
Ryan Moore	1980
Heber Mora	2004
Armando Moreno	1957, '58, '59
Jacob Morrison	2006, '07
Andy Moya	2013, '14
Jeff Mulvihill	1992
Scott Murch	1987, '88, '89
Mauricio Murillo	2009, '11, '12
Ed Murillo-Jimenez	2006, '07
Ben Murphy	1997, '98, '99
Craig Murphy	1997, '99
Dylan Murphy	2009, '10, '11, '12
Nick Murphy	2009, '10, '11, '12
Kevin Murray	1991
Robert Myers	1958, '59, '60

## N

Eddie Naime	1995
Hossein Naraghi	1988
Ryota Nakashima	2021, '22
Amagh Nduka	1962
Jerry Nelson	1960, '61
Jerry Nelson	1984, '85, '86, '87
Jim Nelson	1984
Brian Nevarez	2017
Jesse Neive-Leyva	2021
Phoung Ngo	1990
Huy-Linh Nguyen	1991, '92, '93, '94
Nick Nicholas	1971, '72
Larry Norris	1986
Fred Nourzad	1966, '67, '68



# All-Time Roster (Since 1954)

## O

Gary O'Dell	1971, '72
Kyle O'Mahoney	2013, '14, '15, '16
Alexis Ocampo	2017
Odilon Ocegüera	1975
Diego Ochoa	2011, '12
Dan Oka	2005
John Olejnik	1980, '83, '84
James Omagbemi	1962
John Orgnen	1961
Mario Orozco	1994, '95, '96
Daniel Ortega	1992, '93, '94, '95
Louis Ortega	1980
Adrian Ortiz	2017
Cass Owens	1969

## P

Jeff Paccioretti	1990
Brandon Pace	1998
Eduardo Padilla	1996, '97
Shane Palsgrove	1996, '97
Victor Parra	2014, '15
Tomas Pardo	1980
Robin Parker	1969
Iraj Parravi	1966, '67
Johnathan Partida	2015, '16, '17, '18
Bernard Parton	1958, '59
Michael Patrick	2000, '01, '02
Zeljko Pavic	1968, '69
Dylan Pender	2001, '03, '04, '05
Zach Penner	2015, '16, '17, '18
Aaron Perego	2003, '04, '05
Alvaro Perez	1974, '75
Daniel Perez	2003, '04, '05
Ismael Perez	1975, '76, '77, '78
Javier Perez	1975, '76, '77
Jesus Perez	1984
Felix Petermann	2013, '14, '15
Claus Peterson	1996
Petur Peterson	1988
Gary Petrucci	1985
Juan Pezosa	1983, '84, '85
Allen Picchi	1985, '86, '87
Joe Pimentel	1979, '80
Frank Pinto	1969
Kyle Pinto	2016
Jasper Pipe	2012
Ed Pitney	1973
Hector Pizarro	1980

Leo Plinski	1954, '55, '56
Edgar Podlesky	1970, '71
Randy Poggio	2002, '03, '04
Kasper Poulsgaard	2019, '20, '21, '22
Cameron Price	1996
Gino Pucillo	1997

## R

Kevin Raak	1990
Iraj Radpour	1960, '61
Joe Radpour	1961
Richard Rafloski	1987, '88, '89
Jon Ragnarrson	1988
Pat Rashe	1984, '85, '86
Dennis Rasku	1989
Josh Redfield	2019, '20, '21, '22
Enrique Reyes	1988
Rodrigo Reyes-Zavalza	2016, '17, '18, '19
Bennett Richards	2022
Jorge Rico	1991
Jody Riehl	1993, '94, '95, '96
Andy Rios	2017, '18
Ramon Rivas	1973
Andres Rivera	2021
Cesar Rodelas	1993
Al Rodrigues	1968, '69, '70
Artin Rodriguez	2001, '03
Eric Rodriguez	2001, '02, '03, '04
John Rodriguez	1955, '56
Marvin Rodriguez	1958, '59
Rich Rollins	1983, '84, '85, '86
Christian Romero	2010, '11, '12
Jeremy Romero	2016, '17
Art Romswinkel	1968, '69
Frank Rosa	1973, '74, '75, '76
Tony Rosa	1972, '73
Nick Rotteveel	1983, '84, '85, '86
Emilio Rubi	1958, '59
Alberto Rueda	1993, '94
Ryan Rundle	2003
Brian Russell	1973
Sebastian Ruiz-Hurst	2021, '22
Steve Ryan	1976, '77, '78
Tom Ryan	1978

## S

Hamid Saedian	1969
Selim Sahinkaya	1987
Jonathan Salceda	2011, '12

Roberto Salazar	1964, '65
Joe Salerno	1975, '77
Mike Salvemini	1984
Steve Sampson	1977, '78
Yousef Samy	2006
Danny Sanchez	2017, '18, '19, '20
Richard Sanchez	1975, '76
Steven Sanchez	2009, '10, '11, '12
George Sanders	1956, '57, '58, '59
Gonzalo Sandoval	1980
Lee Sandwina	2003, '04
Frank Sanfilippo	1999, '00, '01, '02, '03
Herb Santana	1972
Ben Saunders	2004, '05
Eddie Saydee	2015, '18, '19, '20
Riccardo Scarafia	2022
Patrick Scheufler	2002, '03, '04, '05, '06
Austin Schneider	2017, '18
Steve Schulz	1988, '89
Greg Schwager	1991
Michael Schwinn	2012
Dennis Sciotto	1990, '92, '94
San Sellinger	1980
Herbert Sermol	1964, '65, '66
Werner Sermol	1964, '65, '66, '67
Richard Shepard	1958, '59
Sam Shore	2006, '07, '08
Mehdi Siadat	1971
Leonardo Silva	2016
Joe Silveira	1976, '77, '78, '79
Darren Sinclair	2014, '15, '16
John Smillie	1975, '76
Justin Smith	1995, '96
Mark Smith	1975
Brandon Snyder	1996, '97, '98
Espen Soraa	1994, '95
Chris Sorg	1987, '88
Brice Soriano	1971, '73
Marvin Sorto	2004, '05
Diego Soto	2005, '06
Kamran Souresrafi	1965, '66, '67
Michael Sousa	1975
Ken Spagnola	1956, '57, '58
David Spainhower	1956, '57, '58
Doug Spikes	1988
Dominic Sposeto	1994
David St. Clair	1969
Gary St. Clair	1970, '71, '72, '73
Richard St. Clair	1975, '76

# All-Time Roster (Since 1954)

Mike Tran	1992
Tyler Tratton	2003
Russell Tricoma	1955
Ilif Trondsen	1969, '70
Nedin Tucakovic	2016

## U

Hector Uribe	1989, '90
--------------	-----------

## V

Carlos Valdovinos	2014, '15, '16, '17
Pastor Valle	1955
John-Paul Vandersluys	1986
Luis Vargas	2015
Carlos Vasquez	1988
Prafad Veerendra	1989
Gilbert Vega	1998, '99, '01
Edwin Velazquez	2012
Xavier Verdu	2021
Jean-Paul Vessel	1990
Fausto Villegas	1998, '00, '01, '02
Todd Virnelson	1991
Frank Vitale	1988
Austin Vogt	2011
Max Voshall	1954, '55, '56, '57

## W

George Wallace	1954, '55, '56
Robert Wallace	1957, '58
Walter Wallace	1977, '78, '79
Eric Waltz	2019, '20, '21
Ruben Want	2014
Vanlee Waters	1980
Brian Weaver	1991, '92, '93, '94
Perry Weddle	1958, '59, '60
Scott Wehrmann	1987
Sean Welsh	1987, '88, '89
Gavin Wenyon	2005, '06, '07, '08
Gerhard Wenzl	1957, '58, '59
Sean Welsh	1990
Dylan West	2013, '14, '15
Paul Whittle	1991, '92, '93, '94
Scott Wiebe	1990, '91, '92, '93
Gareth Williams	1996, '98, '99, '00
Mikhail Wingate-Pearce	2014, '15
Nick Winslow	1998, '99
Richard Wimsatt	2010
Finlay Wood	2017, '18, '19, '20, '21, '22
Brian Wright	2003
Mazi Wyatt	2020

Tom Wynn	1964, '65
----------	-----------

## Y

Oscar Yniguez	2008, '09, '10
Bill Young	1956, '57
Brent Young	2008

## Z

Wesley Zahawi	1954, '55
Al Zamora	1988
Anthony Zanotto	1959, '60
Tom Zinter	1963, '64, '65
Taras Zubrycky	1994, '95
Ed Zumot	1962, '63
Joe Zuniga	1976
Jim Zylker	1971, '72, '73
Ken Zylker	1973, '74