

SJSU FOOTBALL

GAMEDAY INFORMATION

TV

TALENT

RADIO

TALENT

LIVE STATS

BE SOCIAL



Neal Ruhl, David Fales, Kate Rooney



Kevin Richardson

SJSUstats.com

@SanJoseStateFB

MEDIA SCHEDULE

Monday: No media availability unless requested

Tuesday: Practice 10 a.m. - 11:30 a.m.

Brent Brennan Weekly Presser 1 p.m. (SAC Press Room)

Wednesday: Practice 10:00 a.m. - 11:30 a.m.

Thursday: 10:00 a.m. - 11:30 a.m.

Friday: No media availability unless requested

ALL practices are open to media and media availability will be following practice. ALL players and coaches are available upon request.

FOOTBALL CONTACT

Assistant AD for Com. & Broadcasting.....*Sky Kerstein (W. Mich., NU)*

Cell 703-597-4950

E-mail sky.kerstein@sjsu.edu

GENERAL INFORMATION

San José State University Founded in 1857

Location..... San Jose, Calif.

Enrollment 32,157

Nickname Spartans

Colors Gold, White and Blue

Conference..... Mountain West (MW)

Stadium CEFCU Stadium (18,265)

President Dr. Cynthia Teniente-Matson (UAF, UAA, FS)

Director of Athletics..... Jeff Konya (Princeton, Iowa)

FB Sport Admin Scott MacDonald (St. Andrews, Oakland)

FOOTBALL HISTORY

First Year / Record..... 1898 / 506-528-38 (.489)

Bowl Record..... 7-5 (.583)

Conference Titles (last) 17 (Mountain West, '20)

2023 SCHEDULE

Date	Opponent	Time/Result/TV (PT)
8/26	at No. 6 USC	L, 56-28
9/3	No. 18 OREGON ST.	L, 42-17
9/9	CAL POLY	1:00 p.m.
9/16	at Toledo	4:00 p.m. (PT)
9/22	AIR FORCE*	7:30 p.m.
10/07	at Boise State*	5:00 p.m. (PT)
10/14	at New Mexico*	3:00 p.m. (PT)
10/21	UTAH STATE*	4:00 p.m.
10/28	at Hawai'i*	9:00 p.m. (PT)
11/11	FRESNO STATE*	7:30 p.m.
11/18	SAN DIEGO STATE*	7:30 p.m.
11/25	at UNLV*	12:00 p.m.
12/02	MW Championship	12:00 p.m.

Pacific Time listed for all games

* - Mountain West game



SAN JOSÉ STATE (0-2, 0-0 MW) **vs. CAL POLY** (1-0, 0-0 Big Sky)

Sept. 9, 2023 // 1:00 p.m. // NBC Sports Bay Area // San Jose, Calif. (CEFCU Stadium)



OPENING DRIVE

• The Spartans will play on NBC Sports Bay Area for the fourth time in the past three seasons.

• The attendance for the Spartans' game against No. 18 Oregon State was 20,337, the most since November 30, 2013 against Fresno State. It is the 25th-highest attended game at San José State and was the first sellout since August 23, 2003 against Grambling State.

• **Chevan Cordeiro** has 9,759 total passing yards during his career and is only 241 passing yards away until he hits 10,000 career passing yards.

• Following his three touchdown passes against No. 6 USC (8/26), **Cordeiro** is now eighth on the all-time Mountain West Conference list with 71 career touchdown passes. BYU's Max Hall owns the MW record after throwing for 94 touchdowns from 2007-09.

• **Cordeiro** was named Mountain West Preseason Offensive Player of the Year and is This is the third year in a row the Spartans have had a Mountain West Preseason Player of the Year and Dallas Cowboys defensive end and SJSU star **Villiami "Junior" Fehoko** was named Mountain West Defensive Player of the Year last season.

• **Nick Nash** had a career-high seven receptions against No. 18 Oregon State and is 13th in the country and second in the Mountain West with 13 receptions this season. He comes off career-highs with three touchdown receptions and 89 yards receiving against No. 6 USC. He is the second Spartan with three touchdown receptions in a game under **Chevan Cordeiro** at quarterback (**Elijah Cooks**, 11/19/22).

• **Nash** earned his first Mountain West Offensive Player of the Week honors following his three touchdown performance against No. 6 USC (8/26) and his second touchdown was the No. 2 play on SportsCenter.

SPARTANS

Brent Brennan (7th/7th) **COACH**
27-45 (.375)
27-45 (.375)
1-0 (1.000)

MATCHUP

RECORD AT SCHOOL
OVERALL RECORD
VS. OPPONENT

MUSTANGS

Paul Wulff (1st/13th)
1-0 (1.000)
63-80 (.441)
0-1 (.000)

INSIDE THE SERIES

OVERALL: 11-4-0

STREAK: W3

IN SAN LUIS OBISPO: - 3-3

IN SAN JOSE: - 8-1

NEUTRAL: - 0-0

LAST 5 MEETINGS: - 4-1

LAST FIVE MEETINGS

09/02/17	W	34-13	H	San Jose
09/26/09	W	19-9	H	San Jose
09/23/06	W	17-7	H	San Jose
11/02/57	L	14-7	A	San Luis Obispo
11/17/56	W	35-28	H	San Jose

• Falling to No. 18 Oregon State was the Spartans first home loss since Nov. 25, 2021 after going 6-0 at home ;ast season for the first time since 1978 and it was their first six win home season since 2006 when they went 6-1 at home.

• The Spartans finished last season with only nine turnovers (seven interceptions, two fumbles) which was good for best in the Mountain West and third in the nation. The Spartans ended the season with a +11 turnover margin (sixth in the country, tops in MW) after going -10 in the 2021 season. The Spartans two fumbles last season were an SJSU record best.

• SJSU gained 20 turnovers last season which was good for second in the Mountain West.

• The Spartans finished last season with 39 sacks which was good for tops in the MW and seventh in the country. The 39 sacks were the most since 41 sacks in 2012 and the SJSU record is 58 sacks in 1986.

• According to 24/7 sports, the Spartans will have played after Saturday's game against Cal Poly the No. 2 high school quarterback in 2020 in DJ Uigalelei (OSU), the No. 2 high school quarterback in 2021 Caleb Williams (USC) and the No. 3 high school quarterback in 2021 Sam Huard (Cal Poly).

NEW SPARTAN ATHLETICS CENTER



The Spartans opened the new Spartan Athletics Center on the east side of CEFCU Stadium prior to the 2023 season. The most transformative capital project in SJSU history approached 70 million dollars and will make its television debut Sept. 3 at 12:30 p.m. (PT) on CBS against Oregon State.

The two-story, 55,000-square foot building will be the new home for Spartan football and men's and women's soccer while providing amenities for all student-athletes on San José State's 22 athletics teams. It is critical to leveling the playing field in the areas of facilities and recruiting by providing access to first-class amenities including:

- Locker rooms, auditorium, dining facilities, player lounge
- Coaches offices, position meeting rooms, nutrition station
- Premium viewing and hospitality areas on game day



SJSU'S RECORD WHEN ...		<p>• The last time SJSU played ranked teams in back-to-back weeks was In 2010 when the Spartans played at No. 1 Alabama and No. 11 Wisconsin to start the season. (9/4, 9/11). The Spartans ended up playing five ranked teams that season.</p> <p>• Brent Brennan led the Spartans to his second bowl game as head coach and is the first head coach to lead the Spartans to two bowl games since Claude Gilbert in 1986 and 1987 last season. Brennan is the first SJSU head coach to lead the Spartans to two above .500 seasons since Terry Shea in 1990 and 1991.</p> <p>• Brennan just started his seventh season at SJSU and is tied for second all-time with Robert Bronzan (1950-56). Dudley S. DeGroot (1932-39) and Robert Titchenal (1957-64) both coached at SJSU for eight seasons.</p> <p>• With Sam Olson's first fumble recovery for a touchdown, It was SJSU's first fumble recovery for a touchdown since Jamal Scott scored against Cal Poly on September 2, 2017.</p> <p>• Branden Alvarez not only caught his first touchdown pass against No. 18 Oregon State (9/3), but he also caught his first two career receptions.</p> <p>• The Spartans were just 1-of-31 schools to make a football bowl game and a NCAA baseball regional in 2022-23.</p> <p>• It was the first time in school history last season that football and men's basketball qualified for NCAA postseason in the same academic year in 2022-23 and the first time since 1986-87 both men's basketball and football finished over .500.</p>
home	0-1	
away	0-1	
neutral	0-0	
overtime	0-0	
games decided by 3 pts or less	0-0	
games decided by 4-10 pts	0-0	
games decided by 11-14 pts	0-0	
games decided by 14-17 pts	0-0	
games decided by 18+ pts	0-2	
vs. Top 25	0-2	
vs. Top 10	0-1	
vs. MW opponents	0-0	
vs. Power 5 opponents	0-2	
scoring first	0-0	
leading at the half	0-0	
tied at the half	0-0	
trailing at the half	0-2	
leading at start of 4th quarter	0-0	
tied at start of 4th quarter	0-0	
trailing at start of 4th quarter	0-2	
leading with 5 mins remaining	0-0	
tied with 5 mins remaining	0-0	
trailing with 5 mins remaining	0-2	
is successful on fourth down	0-1	
is successful with two point conversion	0-0	
has three or more field goals	0-0	
punts less than five times	0-1	
SJSU completes 60% or better passes	0-0	
SJSU completes less than 60% of passes	0-2	
SJSU completes passes better than opponent	0-0	
SJSU passes for 200 yards	0-1	
SJSU passes more yards than opponent	0-0	
SJSU runs for 100 yards	0-1	
SJSU runs less than 100 yards	0-1	
SJSU has less turnovers than opponent	0-0	
SJSU has more turnovers than opponent	0-1	
SJSU equals opponent in turnovers	0-1	
SJSU has no turnovers	0-1	
SJSU scores 17 pts or less	0-0	
SJSU scores 17 - 20 pts	0-1	
SJSU scores 21 - 23 pts	0-0	
SJSU scores 24 -26 pts	0-0	
SJSU scores 27 - 30 pts	0-1	
SJSU scores 31 - 34 pts	0-0	
SJSU scores 35 pts or more	0-0	
Opponent scores 17 pts or less	0-0	
Opponent scores 17-20 pts	0-0	
Opponent scores 21-23 pts	0-0	
Opponent scores 24-26 pts	0-0	
Opponent scores 27-30 pts	0-0	
Opponent scores 31-34 pts	0-0	
Opponent scores 35 pts or more	0-2	
On Friday	0-0	
On Saturday	0-1	
On Sunday	0-1	
In August	0-1	
In September	0-1	
In October	0-0	
In November	0-0	
On National TV (CBS, ESPN+, CBS Sports Network, FS1)	0-1	
On NBC Sports Bay Area/California	0-0	
On Mountain West Network	0-0	
Miscellaneous		
Current Streak	12	
Home Streak	11	
Road Streak	11	

PRONUNCIATIONS	
Jalen Apaliti-Williams – Jay-lin Uh-Pahl-it Will-yums	Noah Lavulo – No-Ah LAH-vu-LO
Dino Beslagic – Dee-no Bes-LAH-jick	Quincy Likio – Lik-ee-oh
Jay'Vion Cole – Jay-Vee-On	Sebastian Macaluso – Seb-ash-ten Maac-uh-loo-so
Quali Conley – KWAH-lee KON-lee	Akio Martinson – Ah-kee-oh Mar-tin-sun
Imari Conley – EE-mar-ee	Malikhi Miller – MAL-ih-Ki
Chevan Cordeiro – SHEH-ven COR-dehr-oh	Kaleb Peleki – Puh-leh-kee
Walker Eget – EE-get	Davis Salom – Suh-lahm
Gafa Faga – Nah-fuh Fahn-guh	Jairus Satale – Jie-ruhs Sah-tell-ee
Elisha Guidry – Ee-lie-shuh Gid-ree	Marist Talavou – Mare-ist Taal-ih-voh
Vaka Hansen – Vah-kuh	Uluakinofa Taliauli – Oo-loo-ah-kee-no-fo Tah-lee-ah-oo-lee
Cooper Hoch – Hohk	Soane Toia – So-ahn-eh Toe-eh-ah
Kamaehu Kopa-Kaawalaule – Kah-muh-ay-hoo Koh-pah-kuh-ah-vuh-lay-oh-lay	
Jay Kakiva – Kuh-kee-vuh	Tangata Tuitupou – ten-GAH-tuh too-EE
Taniela Latu – Tan-yell-ah Lah-Too	

MEDIA INFORMATION

Credential Requests

Credentials are issued for news and editorial coverage on a case-by-case basis to those filing game stories, accredited members from established media outlets, and personnel assigned by the sports information office. Requests should be directed to Sky Kerstein, sky.kerstein@sjsu.edu. The credential recipient agrees to all conditions set forth by the University relating to conduct and print, video, audio, digital and photographic game coverage.

Football Press Box

The CEFCU Stadium press box is located on the 7th Street side of the stadium and is an open-air facility. Carry a jacket with you. The press box remains open three hours after each contest.

Football Game Day Parking

Media parking passes for home football games are issued by the athletics media relations office.

Football Telephone Lines & Wireless Internet

Nine telephone lines and wireless internet are available for the working media in the press box area.

Photographers

Credentials are issued to newspapers, wire services, video crews and team photographers. NCAA rules limit photographers to a wide area behind the restraining line around the playing field and outside the 25-yard lines.

Production Truck & Satellite Uplink Parking

Production truck and satellite uplink parking is on the 7th Street side of the stadium. Arrangements must be made to park a truck overnight inside CEFCU Stadium.

Radio Broadcasts

The radio broadcast booth for the designated official flagship station of the visiting team at CEFCU Stadium is Box A on the mezzanine level of the press box and has space for five working individuals. ISDN and regular telephone service are provided.

Scouts

Space limitations prohibit seating and standing in the press box for scouting purposes.

Statistics & Services

Game statistics, play-by-play accounts and post-game quotes are compiled and distributed. FAX service is available. A meal is available two hours before kickoff.

Team Practices

During the football season, the Spartans practice in the morning. In-person, post-practice interview opportunities with the student-athletes, generally, occur at approximately 11:30 a.m. on Monday, Tuesdays, Wednesdays and Thursdays. Please contact the media relations office in advance with an interview request. Brent Brennan will have his weekly media availability at 1 p.m. every Tuesday in the press conference room of the new SAC building.

SJSU COMMUNICATIONS

Primary Football Contact:

SKY KERSTEIN ASSISTANT ATHLETICS DIRECTOR FOR
COMMUNICATIONS AND BROADCASTING

sky.kerstein@sjsu.edu

Cell: (703) 597-4950

Secondary Football Contact:

TAYLOR HODGES MULTIMEDIA SPECIALIST

taylor.hodges@sjsu.edu

Cell: (731) 608-6272

Communications:

AMY VILLA DIRECTOR OF MEDIA RELATIONS

amy.villa@sjsu.edu

Cell: (408) 421-8604

MATT STRAPP ASSISTANT DIR. OF MEDIA RELATIONS

matthew.strapp@sjsu.edu

Cell: (562) 499-9633

Mailing Address:

Alan B. Simpkins Athletics Administration Building
1393 South 7th Street
San Jose, CA 95008



WEEKLY SCHEDULE

3 SUNDAY	4 MONDAY	5 TUESDAY	6 WEDNESDAY	7 THURSDAY	8 FRIDAY	9 SATURDAY
12:30 p.m. - SJSU vs. No. 18 Oregon State on CBS	No Media Availability Unless Requested	Practice - 10 a.m. - 11:30 a.m. Weekly Press Conference - Brent Brennan - 1 p.m. - SAC Press Conference Room	Practice - 10:00 a.m. - 11:30 a.m.	Practice - 10:00 a.m. - 11:30 a.m.	No Media	1:00 p.m. - SJSU vs. Cal Poly on NBC Sports Bay Area

HIGHLIGHTED PLAYERS-OFFENSE

QB



#2 Chevan Cordeiro

6-1, 196, Sr., Honolulu, Hawaii

- Mountain West Offensive Preseason Player of the Year (2023)/All-Mountain West Second Team (2022)
- Transferred from Hawai'i prior to 2022 season/2023 Watch List: Maxwell/Manning/Camp/O'Brien
- Threw for 143 yards plus ran for 26 yards vs. No. 18 Oregon State (9/3/23)
- Threw three touchdowns for 198 yards, plus ran for 52 yards at No. 6 USC (8/26/23)

#9 Jay Butterfield

6-6, 225, So-R., Brentwood, Calif.

- Transferred from Oregon prior to 2023 season
- Threw first career touchdown vs. No. 18 Oregon State (9/3/23)
- Completed pass attempt for one yard against Eastern Washington (9/10/22)

RB



#32 Kairee Robinson

5-7, 195, Sr., Antioch, Calif.


- Had nine carries for 28 yards and a touchdown at No. 6 USC (8/26/23)
- Ran for career-high 148 yards on career-high 24 carries vs. Hawai'i (11/26/22)
- 12 carries for 69 yards at Utah State (11/19/22)
- Nine carries for 32 yards at San Diego State (11/12/22)

#7 Quali Conley

5-10, 207, Jr., Fresno, Calif.

- Transferred from Utah Tech prior to 2023 season
- 11 carries for 34 yards vs. No. 18 Oregon State (9/3/23)
- Six carries for 108 yards including a career-high 57 yard run at No. 6 USC (8/26/23)
- Played in all 11 games and finished with 1095 yards on the ground on 186 carries with eight rushing

TE



#81 Dominick Mazotti

6-4, 250, Jr-R., Pleasanton, Calif.

- Two catches for 16 yards vs. No. 18 Oregon State (9/3/23)
- Five catches for 30 yards and a touchdown vs. CSU (11/05/22)
- Had five catches for 44 yards and a touchdown catch vs. Nevada (10/29/22)
- Two catches for 27 yards at Fresno State (10/15/22)

#88 Sam Olson

6-3, 242, Jr-R., Visalia, Calif.

- Career-high six catches, plus recovered a fumble for a touchdown vs. No. 18 Oregon State (9/3/23)
- One catch for four yards at No. 6 USC (8/26/23)
- Four catches for 33 yards vs. CSU (11/05/22)
- Two catches for 21 yards vs. Nevada (10/29/22)

WR



#11 Justin Lockhart

6-3, 197, Jr., Los Angeles, Calif.

- Transferred from Nevada prior to 2022 season/Mountain West Football Preseason All-Conference Team (2023)/MW Honorable Mention (2022)
- Caught first touchdown of season in Famous Idaho Potato Bowl (ESPN #1 play) (12/20/22)
- Finished 2022 season with 36 catches for 578 yards and one touchdown

#0 Isaac Jernagin

5-10, 182, Jr., Bakersfield, Calif.

- Transferred from Bakersfield College (2021) and Nevada (2020) prior to 2022 season
- Two catches at No. 6 USC (8/26/23)
- Had one kick return for 24 yards and three catches for 19 yards vs Eastern Michigan in Famous Idaho Potato

WR



#4 Charles Ross

6-1, 171, Jr-R., Culver City, Calif.

- Transferred from Nevada prior to 2021 season
- Five catches for 62 yards at No. 6 USC (8/26/23)
- Tied career-high with six catches for 66 yards at Wyoming (10/01/22)
- Caught a 39 yard touchdown vs. WMU (9/24/22)

#13 Branden Alvarez

5-9, 188, So-R., Corona, Calif.

- Caught first career catch and touchdown vs. No. 18 Oregon State (9/3/23)
- Played at No. 6 USC (8/26/23)
- Played in 11 games for SJSU in 2022

WR



#3 Nick Nash

6-3, 198, Jr-R., Irvine, Calif.


- Caught career-high seven catches for 40 yards vs. No. 18 Oregon State (9/3/23)
- Caught career-high three touchdowns for career-high 89 yards on career-high six catches at No. 6 USC (8/26/23), Had #2 play on SportsCenter with 32 yard touchdown reception
- Played in five games for SJSU in 2022

#12 Malikh Miller

6-4, 209, Jr-R., Oakland, Calif.

- Two catches for 24 yards vs. No. 18 Oregon State (9/3/23)
- One catch for 18 yards at No. 6 USC (8/26/23)
- Two catches for 11 yards in Famous Idaho Potato Bowl (12/20/2022)

LT



#79 Fernando Carmona, Jr.

6-5, 325, So-R., Las Vegas, Nev.

- Started two games in 2023
- Started all 12 games in 2022
- Started his first game vs. Portland St. (9/1/22)
- Appeared in one game in 2021

#70 Malik Williams

6-5, 307, So-R., Hayward, Calif.

- Transferred from Wyoming prior to 2022 season
- Had first career start vs. UNLV (10/7/22)
- Also Started at Utah State (11/19/22) vs. Hawai'i (11/26/22) & vs. EMU at Famous Idaho Potato Bowl (12/20)

LG



#71 Tyler Ostrom

6-2, 305, Gr., Ventura, Calif.


- Started at LG at No. 6 USC (8/26/23) and vs. No. 18 Oregon State (9/3/23)
- Mountain West All-Academic Team Honoree (2020, 21, 22)
- Made eleven appearances in 2022

#78 Jake Steele

6-4, 306, Fr-R., Temecula, Calif.

- Made SJSU debut at No. 6 USC (8/26/23)
- Mountain West Scholar Athlete (2023)
- Did not make an appearance in 2022

C



#74 Anthony Pardue

6-4, 317, Gr., Murrieta, Calif.

- Started two games in 2023
- Started all 12 games in 2022
- Started vs. Portland St. (9/1/22)
- Started in 3-of-12 games played in 2021

#67 Kai Davison

6-1, 279, So-R., Novato, Calif.

- Played in first game vs. Portland St. (9/1/22)
- Lettered in football (Coach Mazi Moayed) and track and field at Marin Catholic High in Kentfield, Calif
- A two-time San Francisco Chronicle All-Metro team selection

RG



#61 Marist Talavou

6-3, 327, So-R., Norwalk, Calif.

- Transferred from Utah prior to 2022 season
- Started two games in 2023
- Had first start vs. WMU (9/24/22) and started two games in 2022
- Played against vs. Portland St. (9/1/22)

#71 Tyler Ostrom

6-2, 305, Gr., Ventura, Calif.

- Started at LG at No. 6 USC (8/26/23) and vs. No. 18 Oregon State (9/3/23)
- Mountain West All-Academic Team Honoree (2020, 21, 22)
- Made eleven appearances in 2022

RT



#54 Jaime Navarro

6-3, 310, Gr., Temecula, Calif.

- Started two games in 2023
- Started 11 games in 2022
- Started vs. Portland St. (9/1/22)
- Started all 12 games in 2021

#70 Malik Williams

6-5, 307, So-R., Hayward, Calif.

- Transferred from Wyoming prior to 2022 season
- Had first career start vs. UNLV (10/7/22)
- Also Started at Utah State (11/19/22) vs. Hawai'i (11/26/22) & vs. EMU at Famous Idaho Potato Bowl (12/20)

Year	GP	Cmp.	Att.	Pct.	Yds.	TD/INT
2023	2	39	70	55.7	341	3/0
Career	50	787	1,332	59.1	9,759	71/28
Car. Highs:	33	49	---	410	4/2	

Year	GP	Cmp	Att.	Pct.	Yds	TD/INT
2023	1	7	9	77.8	80	1/0
Car. Highs:	7	9	---	80	1/0	

Year	GP	Rush	Yds.	Avg.	TD	Long
2023	1	9	28	3.1	1	20
Career	43	352	1,547	4.4	14	39
Car. Highs:	24	148	---	2	39	

Year	GP	Rush	Yds.	Avg.	TD	Long
2023	2	17	142	8.4	0	57
Car. Highs:	25	215	---	3	57	

Year	GP	Rec	Yds.	Avg.	TD	Long
2023	1	2	16	8.0	0	11
Career	23	36	441	12.3	3	46
Car. Highs:	7	100	---	1	46	

Year	GP	Rec	Yds.	Avg.	TD	Long
2023	2	7	64	9.1	0	26
Career	18	30	348	11.6	3	70
Car. Highs:	6	70	---	1	70	

Year	GP	Rec	Yds.	Avg.	TD	Long
2023	0	0	0	0.0	0	0
Career	38	103	1,322	12.8	5	82
Car. Highs:	8	116	---	1	82	

Year	GP	Rec	Yds.	Avg.	TD	Long
2023	2	2	0	0.0	0	1
Car. Highs:	3	19	---	0	14	

Year	GP	Rec	Yds.	Avg.	TD	Long
2023	2	7	70	10.0	0	20
Career	17	46	579	12.6	3	65
Car. Highs:	6	89	---	1	65	

Year	GP	Rec	Yds.	Avg.	TD	Long
2023	2	2	25	12.5	1	19
Car. Highs:	2	25	---	1	19	

Year	GP	Rec	Yds.	Avg.	TD	Long
2023	2	13	129	9.2	3	32
Career	32	24	231	9.3	4	32
Car. Highs:	7	89	---	3	32	

Year	GP	Rec	Yds.	Avg.	TD	Long
2023	2	3	42	14.0	0	19
Car. Highs:	4	78	---	1	48	

Year	GP
2023	2
Career	15

Year	GP
2023	2
Career:	12

Year	GP
2023	2
Career	32

Year	GP
2023	2
Career:	2

Year	GP
2023	2
Career	40

Year	GP
2023	2
Career:	14

Year	GP
2023	2
Career:	13

Year	GP
2023	2
Career:	32

Year	GP
2023	2
Career	48

Year	GP
2023	2
Career:	12

HIGHLIGHTED PLAYERS-DEFENSE

DE



#3 Tre Smith

6-5, 255, So-R., Mesa, Ariz.

- Had career-high six tackles vs. No. 18 Oregon State (9/3/23)
- Had career-high 1.5 sacks and 2.5 TFL's, plus had four tackles at No. 6 USC (8/26/23)
- Played in one game in 2022
- Appeared in 10 games in 2021

#92 Natano Woods

6-6, 250, So-R., Kent, Wash.

- Played at No. 6 USC (8/26/23)
- Changed positions from QB to DE in 2022
- Did not appear in a game in 2022

NG



#96 Jay Kakiva

6-4, 307, Gr., Las Vegas, Nev.

- Had one tackle at No. 6 USC (8/26/23) and vs. No. 18 Oregon State (9/3/23)
- Made 12 appearances in 2022
- Totaled 10 tackles on the season
- Had a career-high five tackles with 1.0 tackles for loss against UNLV (10/07/22)



#42 Soane Toia

6-0, 280, Jr., Nuku'alofa, Tonga

- Had one tackle at No. 6 USC (8/26/23)
- Two tackles vs. EMU in Famous Idaho Potato Bowl (12/20/22)
- Three tackles at Utah State (11/19/22)
- Three tackles at San Diego State (11/12/22)

DE



#4 Noah Lavulo

6-2, 260, Sr., Burlingame, Calif.

- Transferred from College of San Mateo prior to 2022 season
- Tied career-high three tackles vs. No. 18 Oregon State (9/3/23)
- Had one tackle at No. 6 USC (8/26/23)
- Had three tackles vs. EMU in Famous Idaho Potato Bowl (12/20/22)

#40 Tavarus Pitts

6-1, 245, Jr., Atlanta, Ga.

- Transferred from Contra Costa College prior to 2023 season
- Honored as a First-Team All-American at Contra Costa College
- Recognized as a Second-Team Preseason All-American at Contra Costa College

LB



#9 Matthew Tago

6-2, 223, Sr-R., Palmdale, Calif.

- Transferred from Oregon State prior to 2020 season
- Had two tackles including 1.0 TFL vs. No. 18 Oregon State (9/3/23)
- Had two tackles at No. 6 USC (8/26/23)
- Two tackles at San Diego State (11/12/22)

#19 Noah McNeal-Franklin

5-11, 221, Jr., Vallejo, Calif.

- Transferred from Contra Costa College prior to 2023 season
- Played two seasons at Contra Costa as a linebacker
- Played in first game at SJSU vs. No. 18 Oregon State (9/3/23)

LB



#6 Bryun Parham

5-11, 212, Jr., Long Beach, Calif.

- Had five tackles vs. No. 18 Oregon State (9/3/23)
- Led team with nine tackles, plus 0.5 sacks and 0.5 TFL at No. 6 USC (8/26/23)
- Career-high's with 93 tackles, six tackles for loss, two forced fumbles and three sacks in 2022
- Five tackles, one tackle for loss, one sack and one forced fumble in Potato Bowl vs. EMU (12/20/22)

#26 Ethan Powell

6-2, 216, So., San Bernardino, Calif.

- Had one tackle at No. 6 USC (8/26/23)
- Played in 10 games with six tackles in 2022
- Had two tackles at Utah State (11/19/22) and Eastern Michigan in Famous Idaho Potato Bowl (12/20/22)

LB



#10 Jordan Pollard

6-0, 200, So., Los Angeles, Calif.

- Had two tackles vs. No. 18 Oregon State (9/3/23)
- Had six tackles and 1.0 TFL at No. 6 USC (8/26/23)
- MW Freshman of the Week (9/26/22)
- Had 11 tackles with 0.5 for loss against EMU in Famous Idaho Potato Bowl (12/20/22)

#35 Charles Rogers

6-1, 218, Sr., Loomis, Calif.

- Transferred from SDSU prior to 2021 season
- Had three tackles vs. No. 18 Oregon State (9/3/23)
- Played at No. 6 USC (8/26/23)

LB



#14 Elijah Wood

6-2, 205, So-R., Elk Grove, Calif.

- Started at No. 6 USC (8/26/23)
- Had three tackles against EMU in Famous Idaho Potato Bowl (12/20/22)
- Two tackles vs. Hawai'i (11/26/22)
- Career-best seven tackles at Utah State (11/19/22)

#41 Taniela Latu

6-1, 237, Jr., San Mateo, Calif.

- Transferred from College of San Mateo prior to 2023 season
- Had four tackles including 1.0 TFL vs. No. 18 Oregon State (9/3/23)
- Was All-Conference twice and All-State in 2022

CB



#7 Kenyon Reed

5-10, 176, Jr., Sacramento, Calif.

- Transferred from Kansas State prior to 2020 season
- Started and had two tackles vs. No. 18 Oregon State (9/3/23)
- Started and had five tackles at No. 6 USC (8/26/23)
- Started and had three tackles including 1.0 for loss and a PBR vs. Nevada (10/29/22)

#2 DJ Harvey

5-11, 190, So-R., Palmdale, Calif.

- Transferred from Virginia Tech prior to 2023 season
- Had career-high four tackles vs. No. 18 Oregon State (9/3/23)
- Had three tackles and a pass deflection in SJSU debut at No. 6 USC (8/26/23)

S



#1 Chase Williams

6-1, 200, Sr-R., Eastvale, Calif.

- Transferred from USC prior to 2022 season/All-Mountain West Honorable Mention (2022)
- Had five tackles vs. No. 18 Oregon State (9/3/23)
- Had four tackles at No. 6 USC (8/26/23)
- Had three tackles against EMU in Famous Idaho Potato Bowl (12/20/22)

#29 Jalen Apalit-Williams

6-1, 197, So-R., Martinez, Calif.

- Played at No. 6 USC (8/26/23)
- Had career-high three tackles vs. No. 18 Oregon State (9/3/23)
- Appeared in eight games for SJSU in 2022

S



#22 Tre Jenkins

5-11, 216, Gr., Stockton, Calif.

- All-Mountain West Honorable Mention (2022)
- Arthur Ashe, Jr. Sports Scholar Award recipient (2020, 21, 22), Campbell Trophy Semifinalist (2022)
- Led team with seven tackles plus a pass deflection vs. No. 18 Oregon State (9/3/23)
- Had five tackles at No. 6 USC (8/26/23)

#27 Andrew Jenkins

5-9, 194, Gr., Stockton, Calif.

- Dr. Harry Edwards Award recipient (2022)
- Arthur Ashe Jr. Sports Scholar Award recipient (2021, 22)
- Played at No. 6 USC (8/26/23) and vs. No. 18 Oregon State (9/3/23)

CB



#25 Michael Dansby

5-11, 181, So., Oakland, Calif.

- Three tackles and an interception against EMU in Famous Idaho Potato Bowl (12/20/22)
- Four tackles and two pass breakups vs. Hawai'i (11/26/22)
- One tackle at Utah State (11/19/22)
- First career int at San Diego State (11/12/22)

#8 Jay'Vion Cole

5-10, 175, So., Oakland, Calif.

- Transferred from Cal Poly prior to 2023 season
- First career sack and tied career-high four tackles with a pass deflection vs. No. 18 Oregon State (9/3/23)
- Made first start in debut at SJSU and had three tackles with a pass deflection at No. 6 USC (8/26/23)

Year	GP	UT	AT	TT	Sack	TFL
2023	2	7	3	10	1.5	2.5
Career	13	18	14	32	4.5	8.0
Car. Highs:	---	---	6	1.5	2.5	

Year	GP	UT	AT	TT	Sack	TFL
2023	1	0	0	0	0.0	0.0
Car. Highs:	---	---	0	0.0	0.0	

Year	GP	UT	AT	TT	Sack	TFL
2023	2	1	1	2	0.0	0.0
Career	26	13	19	32	0.5	1.5
Car. Highs:	---	---	5	0.5	1.0	

Year	GP	UT	AT	TT	Sack	TFL
2023	2	1	0	1	0	0.0
Career	33	35	23	58	2.5	10.0
Car. Highs:	---	---	6	1.0	2.0	

Year	GP	UT	AT	TT	Sack	TFL
2023	2	2	2	4	0.0	0.0
Career	14	8	16	1.0	1.0	
Car. Highs:	---	---	3	1.0	1.0	

Year	GP	UT	AT	TT	Sack	TFL
2023	0	0	0	0	0.0	0.0
Car. Highs:	---	---	0	0.0	1.0	

Year	GP	UT	AT	TT	Sack	TFL
2023	2	4	0	4	0.0	1.0
Career	35	32	23	55	2.0	6.5
Car. Highs:	---	---	4	1.0	2.0	

Year	GP	UT	AT	TT	Sack	TFL
2023	1	0	0	0	0.0	0.0
Car. Highs:	---	---	0	0.0	0.0	

Year	GP	UT	AT	TT	Sack	TFL
2023	2	11	3	14	0.5	0.5
Career	21	56	51	107	3.0	6.5
Car. Highs:	---	---	14	1.0	2.0	

Year	GP	UT	AT	TT	Sack	TFL
2023	2	0	1	1	0.0	0.0
Car. Highs:	---	---	2	0.0	0.0	

Year	GP	UT	AT	TT	Sack	TFL
2023	2	7	1	8	0.0	1.0
Career	13	34	25	59	0.0	4.5
Car. Highs:	---	---	11	0.0	2.0	

Year	GP	UT	AT	TT	Sack	TFL
2023	2	1	2	3	0	0.0
Car. Highs:	---	---	3	0	0.0	

Year	GP	UT	AT	TT	Sack	TFL
2023	2	0	0	0	0.0	0.0
Career	17	14	15	29	0.0	1.0
Car. Highs:	---	---	7	0.0	1.0	

Year	GP	UT	AT	TT	Sack	TFL
2023	2	2	2	4	0.0	1.0
Car. Highs:	---	---	4	0.0	1.0	

Year	GP	UT	AT	TT	TFL	INT/PD
2023	2	7	0	7	0.0	0/0
Career	26	59	20	79	2.5	2/7
Car. Highs:	---	---	9	1.0	1/3	

Year	GP	UT	AT	TT	TFL	INT/PD
2023	2	6	1	7	0.0	0/1
Car. Highs:	---	---	4	1.0	0/2	

Year	GP	UT	AT	TT	TFL	INT/PD
2023	2	7	2	9	0.0	0/0
Career	45	89	45	134	6.0	2/4
Car. Highs:	---	---	7	2.0	1/2	

Year	GP	UT	AT	TT	TFL	INT/PD
2023	2	2	1	3	0	0/0
Car. Highs:	---	---	3	0	0/0	

Year	GP	UT	AT	TT	TFL	INT/PD
2023	2	11	1	12	0.0	0/1
Career	48	138	54	192	9.0	4/11
Car. Highs:	---	---	11	1.5	1/2	

Year	GP	UT	AT	TT	TFL	INT/PD
2023	1	0	0	0	0	0/0
Car. Highs:	---	---	4	0.0	0/1	

Year	GP	UT	AT	TT	TFL	INT/PD
2023	0	0	0	0	0.0	0/0
Career	12	9	9	18	1.0	2/4
Car. Highs:	---	---	5	1.0	1/2	

Year	GP	UT	AT	TT	TFL	INT/PD
2023	2	7	0	7	0/0	0/2
Car. Highs:	---	---	4	0.0	2/1	

HIGHLIGHTED PLAYERS-SPECIAL TEAMS

K



#49 Taren Schive

5-10, 182, Jr., Riverside, Calif.

- Had three kickoff's at No. 6 USC (8/26/23)
- Made a FG from 26 yards and 21 yards vs. Hawai'i (11/26/22)
- Made 41 yard FG at Utah State (11/19/22)
- Went 3/3 in extra points at SDSU (11/12/22)



#11 Kyler Halvorsen

5-10, 183, Jr., Honolulu, Hawai'i

- Transferred from Hawai'i prior to 2023 season
- Made first career field goal of 41 yards vs. No. 18 Oregon State (9/3/23)
- Went 4/4 in extra points in JSU debut at No. 6 USC (8/26/23)
- Played in all 13 games last season for Hawai'i as the team's kickoff specialist

P



#99 Alex Weir

6-0, 195, Sr., Colfax, Calif.

- Transferred from Sacramento City College prior to 2022 season
- Had four punts for 130 yards including two inside the 20 vs. No. 18 Oregon State (9/3/23)
- Had seven punts averaging 45.7 yards and one inside the 20 at No. 6 USC (8/26/23)
- Had one punt of 34 yards vs. Hawai'i (11/26/22)

LS



#51 Andrew Gonneville

6-1, 217, Sr., Mission Viejo, Calif.

- Long snapper in 45 collegiate games including all games in 2022
- Mountain West Scholar-Athlete (2021)
- Academic All-Mountain West Team Honoree (2019, 20, 21, 22)

KR



#20 Jabari Bates

5-6, 170, Fr-R., Compton, Calif.

- Appeared in three games in 2023
- Played three years of football at St. John Bosco HS
- Named Offensive Player of the Year at St. John Bosco HS



#0 Isaac Jernagin

5-10, 182, Jr., Bakersfield, Calif.

- Transferred from Bakersfield College prior to 2022 season
- Had two kick returns for 16 yards vs. No. 18 Oregon State (9/3/23)
- Returned three kicks for 53 yards with a long of 27 at No. 6 USC (8/26/23)

PR



#2 DJ Harvey

5-11, 190, So-R., Palmdale, Calif.

- Transferred from Virginia Tech prior to 2023 season
- Recorded six tackles (three solo), 1.0 TFL (two yards), one pass breakup and one forced fumble in 2022
- Had a forced fumble for a 2-yard loss and fielded a 5-yard punt return at North Carolina (10/1/22)

Year	GP	FG	FGA	Lg.	PAT	Pts.
2023	2	0	0	0	0-0	0
Career	26	12	18	43	37-40	73
Car. Highs:	3	4	43	5-5	10	

Year	GP	FG	FGA	Lg.	PAT	Pts.
2023	2	1	1	49	6-6	9
Career	28	1	1	49	6-6	9
Car. Highs:	1	1	49	4-4	5	

Year	GP	Punt	Yds.	Avg.	I-20	LG
2023	2	9	450	41.1	3	56
Career	10	35	1,425	40.7	8	57
Car. Highs	8	376	47.0	2	57	

Year	GP
2023	2
Career	46

Year	PR/Yds.	Lg.	KR/Yds.	Lg.	TD
2023	0/0	0	0/0	0	0
Career	0/0	0	0/0	0	0
Car. Highs:	0/0	0	N/A	0	0

Year	PR/Yds.	Lg.	KR/Yds.	Lg.	TD
2023	0/0	0	5/69	27	0
Career	0/0	0	16/281	28	0
Car. Highs:	0/0	0	N/A	28	0



Year	PR/Yds.	Lg.	KR/Yds.	Lg.	TD
2023	0/0	0	0/0	0	0
Career	9/14	5	0/0	0	0
Car. Highs:	N/A	5	0/0	0	0

PREVIOUS GAMES

US/THEM

OPPONENT/SCORE	RUSH ATT-YDS	COMP-ATT-INT	PASS YDS	PLAYS-YDS	RETURN YDS	PEN-TO'S
At No. 6 USC	27-198/34-160	21-39-0/24-35-0	198/341	66-396/69-501	53/162	3-0/8-0
No. 18 Oregon State	22-56/35-197	25-42-0/22-28-0	223/276	64-279/63-473	23/24	5-1/9-0
Cal Poly	0-0/0-0	0-0-0/0-0-0	0/0	0-0/0-0	0/0	0-0/0-0
At Toledo	0-0/0-0	0-0-0/0-0-0	0/0	0-0/0-0	0/0	0-0/0-0
Air Force*	0-0/0-0	0-0-0/0-0-0	0/0	0-0/0-0	0/0	0-0/0-0
At Boise State*	0-0/0-0	0-0-0/0-0-0	0/0	0-0/0-0	0/0	0-0/0-0
At New Mexico*	0-0/0-0	0-0-0/0-0-0	0/0	0-0/0-0	0/0	0-0/0-0
Utah State*	0-0/0-0	0-0-0/0-0-0	0/0	0-0/0-0	0/0	0-0/0-0
At Hawai'i*	0-0/0-0	0-0-0/0-0-0	0/0	0-0/0-0	0/0	0-0/0-0
Fresno State*	0-0/0-0	0-0-0/0-0-0	0/0	0-0/0-0	0/0	0-0/0-0
San Diego State*	0-0/0-0	0-0-0/0-0-0	0/0	0-0/0-0	0/0	0-0/0-0
At UNLV*	0-0/0-0	0-0-0/0-0-0	0/0	0-0/0-0	0/0	0-0/0-0

TEAM COMPARISON

STATISTIC		CONF	FBS		CONF	FBS
Rushing Offense (YPG)	127	6th	80th	96	8th	N/A
Passing Offense (YPG)	210.5	7th	78th	364	1st	N/A
Total Offense (YPG)	337.5	9th	92nd	460	4th	N/A
Scoring Offense (PPG)	22.5	8th	90th	27	8th	N/A
Rushing Defense (YPG)	178.5	10th	104th	88	4th	N/A
Pass Defense (YPG)	308.5	8th	110th	145	4th	N/A
Total Defense (YPG)	487.0	9th	113th	233	2nd	N/A
Scoring Defense (PPG)	49	8th	121st	10	3rd	N/A
Net Punting	29.7	10th	121st	36	9th	N/A
Punt Returns (AVG)	0.0	4th	73rd	21.5	1st	N/A
Kickoff Returns (AVG)	13.8	4th	94th	24.5	5th	N/A
Sacks	3	2nd	26th	7	1st	N/A
Turnover Margin	-1	5th	77th	-1	N/A	N/A
3rd Down Conv. Off %	34.6%	9th	86th	30%	9th	N/A
3rd Down Conv. Def %	66.7%	12th	126th	40%	3rd	N/A
Red Zone Offense %	100%	2nd	2nd	25%	4th	N/A
Red Zone Defense %	100%	7th	73rd	100%	7th	N/A



CATEGORY	PLAYER	STAT	CONF RANK	PLAYER	STAT	CONF RANK
RUSH YDS	Conley	142	2nd	Fletcher	52	14th
PASS YDS	Cordeiro	341	3rd	Huard	364	1st
RECEPTIONS	Nash	13	2nd	Fairly-Diyem	7	2nd
REC YDS	Nash	129	5th	Fairly-Diyem	129	1st
INTS	N/A	N/A	N/A	N/A	N/A	N/A
SACKS	Smith	1.5	1st	Ponder	2.5	1st
TACKLES	Parham	14	3rd	Calvert	11	4th
TFL's	Smith	2.5	2nd	Ponder	3	3rd
FG's	Halvorsen	100% (1/1)	1st	Serna	66.7% (2/3)	5th

THE LAST TIME

A PLAYER RUSHED FOR 200 OR MORE YARDS IN A GAME: Tyler Ervin (36 for 263 yards and one TD) as the Spartans beat New Mexico, 31-21, on October 24, 2015... **and by the opponent:** Hawaii running back Diocemy Saint Juste (39 for 202 and two TDs) as Hawai'i defeated San Jose State, 37-26, on October 14, 2017.

TWO OR MORE TEAMMATES RUSHED FOR 100 OR MORE YARDS IN A GAME: Tyler Nevens (16 for 152 yards and two TDs) and Kairee Robinson (17 for 111 yards and one TD) as the Spartans defeated Hawai'i, 35-24, December 5, 2020... **and by the opponent:** Running back Nico Evans (33 for 187 yards and one TD) and quarterback Sean Chambers (17 for 129 yards and one TD) when Wyoming defeated the Spartans, 24-9, on November 3, 2018.

TWO SPARTANS RUSHED 70 OR MORE YARDS ON SEPARATE PLAYS IN A GAME FOR A TOUCHDOWN : Malike Roberson (87 yards) and Zamore Zigler (74 yards), both in the fourth quarter as the Spartans beat Portland State, 66-35, on September 10, 2016.

A PLAYER CAUGHT 10 OR MORE PASSES IN A GAME: Bailey Gaither (10 for 208 yards and one TD) in a 38-21 win over New Mexico on October 31, 2020... **and by the opponent:** Willie Fairman of Northern Colorado (10 for 53 yards) in the Spartans' 35-18 win on August 29, 2019.

A RECEIVER GAINED AT LEAST 200 YARDS IN A GAME: Bailey Gaither (10 for 208 yards and one TD) in a 38-21 win over New Mexico on October 31, 2020... **and by the opponent:** Davante Adams (13 for 264 yards and three TDs) in the Spartans' 62-52 win over Fresno State on November 29, 2013.

TWO OR MORE TEAMMATES GAINED AT LEAST 100 RECEIVING YARDS IN A GAME: Bailey Gaither (10 for 208 yards and 1 TD) and Tre Walker (9 for 107 yards and 2 TDs) in the Spartans' loss to UNLV, 38-35, on November 23, 2019... **and by the opponent:** Quinton Patton (10 for 125 yards and two TDs) and Myles White

(7 for 126 and one TD) as San José State defeated Louisiana Tech, 52-43, on November 24, 2012.

THREE TEAMMATES GAINED AT LEAST 100 RECEIVING YARDS IN A GAME: Chandler Jones (8 for 146 yards and three TDs), Tyler Winston (10 for 164 yards and one TD) and Kyle Nunn (10 for 160 yards and two TDs) as the Spartans beat #16-Fresno State, 62-52, on November 29, 2013... **and by the opponent:** Ryan Grice-Mullen (14 for 175 yards and one TD), Davone Bess (12 for 140 and one TD) and Jason Rivers (12 for 138 and one TD) in a 42-35 overtime loss to Hawai'i on October 12, 2007.

A PASSER COMPLETED 35 OR MORE PASSES IN A GAME: Josh Love completed 37-of-56 passes with four interceptions for 465 yards and three TDs in a 38-35 loss at UNLV on November 23, 2019...**and by the opponent:** Derek Carr (38-of-50 with one interception and six TDs) in San José State's 62-52 win on November 29, 2013.

A PASSER PASSED FOR 400 OR MORE YARDS IN A GAME: Nick Starkel threw for 453 yards on 32-of-52 passing with no interceptions and three TDs in a 34-20 win over Boise State on December 19, 2020 ... **and by the opponent:** Jordan Love (491 yards and five TDs) in Utah State's 62-24 win over San José State on November 10, 2018.

AN INTERCEPTION WAS RETURNED FOR A TOUCHDOWN: Dakari Monroe (50 yards) in a 50-37 win over UNLV on October 27, 2018... **and by the opponent:** Austin Arnold (40 yards) as Nevada beat San Jose State, 41-38, on October 12, 2019.

MORE THAN ONE INTERCEPTION IN GAME WAS RETURNED FOR A TOUCHDOWN: Kyle Flynn (90 yards) and Duke Ihenacho (43 yards) in a 31-14 win at New Mexico State on October 18, 2008...**and by the opponent:** Dameon Baber (100 and 39 yards) as Nevada defeated San José State, 59-14, on November 11, 2017.

A PLAYER INTERCEPTED TWO OR MORE PASSES IN A GAME: Brandon Ezell intercepted two passes in the 32-21 New Mexico win on October 4, 2019...**and by the opponent:** Nevada's Dameon Baber intercepted two passes and scored on both of them in the Wolf Pack's 59-14 win on November 11, 2017.

A SPARTAN RETURNED AN INTERCEPTION FOR A TOUCHDOWN IN CONSECUTIVE GAMES: Duke Ihenacho on 43-yard returns against Utah State and New Mexico State in 2008.

A PUNT WAS RETURNED FOR A TOUCHDOWN: Tre Jenkins (41 yards) in a 62-24 loss to Utah State on November 10, 2018...**and by the opponent:** Utah State's Jaden Smith returned a punt 56 yards for a touchdown on November 19, 2022.

A BLOCKED PUNT RESULTED IN A SPARTAN TOUCHDOWN: Patrick Perry blocked a punt and Jeff Clark picked up the loose ball and returned it 2 yards in the fourth quarter of the Spartans' 31-21 win at New Mexico State on November 4, 2006.

A BLOCKED PUNT RESULTED IN AN OPPONENT TOUCHDOWN: Utah State's Ike Larsen blocked a punt that was returned by Jaden Smith 56 yards for a touchdown on November 19, 2022.

A KICKOFF WAS RETURNED FOR A SPARTAN TOUCHDOWN: Shamar Garrett returned a kickoff 98 yards in the Spartans' 30-20 win over Nevada on December 11, 2020.

A KICKOFF WAS RETURNED BY AN OPPONENT FOR A TOUCHDOWN: Zachariah Branch returned a kickoff 96 yards for a No. 6 USC touchdown on August 26, 2023.

A FUMBLE RESULTED IN A SPARTAN TOUCHDOWN: Sam Olson picked up a fumble in the end zone for a touchdown against No. 17 Oregon State on September 3, 2023.

A FUMBLE RESULTED IN AN OPPONENT TOUCHDOWN: Army West Point's James Nachtigal picked up a San José State fumble and ran 52 yards for a touchdown in a 52-3 win over the Spartans on October 13, 2018.

A PLAYER SCORED THREE OR MORE TOUCHDOWNS IN A GAME: Wide Receiver Nick Nash caught three passes for touchdowns against No. 6 USC on August 26, 2023...

and by the opponent: Utah State's Darwin Thompson rushed 15 times for 140 yards and one touchdown and caught four passes for 115 yards and two TDs in Utah State's 62-24 win over the Spartans on November 10, 2018.

A SPARTAN SAFETY WAS SCORED: San José State scored a safety when Noah Wright and Bryun Parham tackled Wyoming's Titus Swen in the end zone in a 33-16 win at Wyoming on October 1, 2022.

AN OPPONENT SAFETY WAS SCORED: Fresno State scored a safety when San José State quarterback Josh Love was tackled in the end zone by Justin Rice on November 30, 2019.

TWO BROTHERS SCORED IN THE SAME SAN JOSÉ STATE GAME: James Callier, Jr., caught a 2-point conversion pass and James T. Callier caught an 8-yard touchdown pass in the Spartans' 31-21 win at New Mexico State on November 4, 2006.

A PLAYER KICKED THREE OR MORE FIELD GOALS: Taren Schive kicked field goals of 33, 27 and 37 in a 24-16 loss at Auburn on September 10, 2022...**and by the opponent:** Northern Colorado's Colin Root kicked field goals of 52, 36, and 36 yards in a 35-18 loss to San Jose State on August 29, 2019.

A SPARTAN LED THE NATION IN A STATISTICAL CATEGORY AT THE END OF A SEASON: Frank Ginda was the national leader in total tackles in 2017. He was credited with 173 tackles and a 13.3 per game average.



A DEFENSIVE EXTRA-POINT WAS SCORED IN A SAN JOSÉ STATE GAME: Eastern Michigan scored a defensive extra point when EMU blocked an SJSU extra point and Tristen Hines returned it for two points on December 20, 2022.

MORE THAN 60 POINTS WERE SCORED BY ONE TEAM: The Spartans scored 66 points in a 66-35 win over Portland State on September 10, 2016... **and by the opponent:** Utah State defeated San José State, 62-24, on November 10, 2018.

MORE THAN 100 POINTS WERE SCORED IN A SAN JOSÉ STATE GAME: San José State and Portland State combined for 101 points in a 66-35 Spartan victory on September 10, 2016. There are 11 times in school history in which 100 or more points were scored in a football game.

SAN JOSÉ STATE SCORED 28 OR MORE POINTS IN A QUARTER: The Spartans scored 30 points in the third quarter of a 42-30 loss to Colorado State on October 6, 2018.

THE OPPONENT SCORED 28 OR MORE POINTS IN A QUARTER: Utah State scored 28 points in the second quarter of a 62-24 win over the Spartans on November 10, 2018.

SAN JOSÉ STATE OVERCAME A DEFICIT OF 14 OR MORE POINTS TO WIN: San José State erased a 21-7 3rd quarter lead to beat Nevada 35-28 on October 29, 2022.

THE OPPONENT OVERCAME A DEFICIT OF 14 OR MORE POINTS TO WIN: San José State led San Diego State State, 14-0, in the first quarter, but lost, 43-27, on November 12, 2022.

SAN JOSÉ STATE WON A GAME ON THE FINAL PLAY: Placekicker Nick Gilliam booted a 37-yard field goal as San José State defeated Illinois, 38-35, on September 21, 2002.

SAN JOSÉ STATE LOST A GAME ON THE FINAL PLAY: Nevada kicker Brandon Talton kicked a 40-yard field goal as the Wolf Pack defeated the Spartans, 41-38, on October 12, 2019.

A SHUTOUT WAS RECORDED: San José State shut out Sacramento State, 24-0, on August 29, 2013... **and by the opponent:** Washington State blanked the Spartans, 31-0, on September 8, 2018.

SAN JOSÉ STATE DEFEATED A NATIONALLY-RANKED OPPONENT: San José State defeated No. 16 Fresno State, 62-52, on November 29, 2013.

THE SPARTANS PLAYED AN OVER-TIME GAME: The Spartans lost to Hawai'i, 44-41, in five overtimes on September 29, 2018.

THE SPARTANS HAD A WINNING SEASON: The Spartans had a 7-5 record in 2022.

THE SPARTANS WENT TO A BOWL GAME: The Spartans faced Eastern Michigan in the Famous Idaho Potato bowl, December 20, 2022.

2023 SJSU ROSTER

No.	Name	Pos.	Ht.	Wt.	Class	Hometown (High School/Prev. School)
28	Jordan Allen	LB	6-0	224	So-R.	San Diego, Calif. [Cathedral Catholic HS]
13	Branden Alvarez	WR	5-9	188	So-R.	Corona, Calif. [Centennial HS]
29	Jalen Apalit-Williams	DB	6-1	197	So-R.	Martinez, Calif. [Las Lomas HS]
15	Jalen Bainer	CB	5-10	181	So-R.	San Marcos, Calif. [San Marcos HS]
62	Nathan Balestrieri	OL	6-2	295	Fr.	Walnut Creek, Calif. [Las Lomas HS]
23	Jabari Bates	RB	5-6	170	Fr-R.	Compton, Calif. [St. John Bosco HS]
30	Assani Berkeley	DB	6-0	187	So-R.	San Luis Obispo, Calif. [Mission Prep HS]
39	Dino Beslagic	K	6-3	200	Fr-R.	Santa Clara, Calif. [Santa Clara HS]
1	Kejuan Bullard, Jr.	WR	6-1	192	Fr-R.	Watts, Calif. [San Pedro HS]
9	Jay Butterfield	QB	6-6	225	So-R.	Brentwood, Calif. [Liberty HS/Oregon]
85	Jackson Canaan	TE	6-2	235	So-R.	Sacramento, Calif. [Jesuit HS]
79	Fernando Carmona, Jr.	OL	6-5	325	So-R.	Las Vegas, Nev. [Las Vegas HS]
45	Alexander Cobbs	LB	6-3	218	Fr.	Long Beach, Calif. [St. Anthony HS]
44	Jordan Cobbs	LB	6-1	234	Jr-R.	Oakland, Calif. [San Leandro HS]
8	Jay'Vion Cole	CB	5-10	175	So.	Oakland, Calif. [McClymonds HS/Cal Poly]
15	Matthew Coleman	WR	6-0	170	Fr-R.	Carson, Calif. [Junipero Serra HS]
21	Kayden Collins	RB	5-11	175	Fr-R.	Canoga Park, Calif. [Canoga Park HS]
16	Imari Conley	DB	5-8	166	Fr.	Fresno, Calif. [Central East HS]
7	Quali Conley	RB	5-10	207	Jr.	Fresno, Calif. [Central East HS/Utah Tech]
2	Chevan Cordeiro	QB	6-1	196	Sr.	Honolulu, Hawai'i [Saint Louis HS/Hawai'i]
25	Michael Dansby	DB	5-11	181	So.	Oakland, Calif. [McClymonds HS]
67	Kai Davison	OL	6-1	279	So-R.	Navato, Calif. [Marin Catholic HS]
65	Denaris DeRosa, Jr.	OL	6-2	286	Fr-R.	Redwood City, Calif. [St. Francis HS]
5	Walker Eget	QB	6-3	220	So-R.	Santa Clarita, Calif. [West Ranch HS]
24	Justin Eklund	LB	6-3	224	Fr-R.	Rocklin, Calif. [Folsom HS]
50	Gafa Faga	OL	6-2	282	So.	Alao, American Samoa [Fagaitua HS/New Mexico Military Institute]
28	Jakob Galloway	RB	5-10	215	Fr-R.	Carson, Calif. [Banning HS]
16	Anthony Garcia	QB	6-1	192	Fr.	Sacramento, Calif. [Capital Christian HS]
51	Andrew Gonneville	LS	6-1	217	Sr.	Mission Viejo, Calif. [Trabuco Hills HS]
77	Luke Griskey	OL	6-4	261	Fr.	Huntley, Ill. [Huntley HS]
38	Elisha Guidry	DB	6-0	192	Sr-R.	Long Beach, Calif. [Vista Murrieta HS/UCLA]
72	Nate Hale	OL	6-5	291	Fr.	Orange, Calif. [Orange Lutheran HS]
11	Kyler Halvorsen	K	5-10	183	Jr.	Honolulu, Hawai'i [Kaiser HS/Hawai'i]
37	Dylan Hampsten	OL	6-3	218	Fr.	Santa Clarita, Calif. [Oaks Christian HS]
98	Vaka Hansen	OL	6-0	313	Fr.	Orange, Calif. [St. John Bosco HS]
75	Joseph Harbert	OL	6-3	299	Fr-R.	San Francisco, Calif. [Riordan HS]
2	DJ Harvey	DB	5-11	190	So-R.	Palmdale, Calif. [Sierra Canyon HS/Virginia Tech]
87	Joseph Hernandez, Jr.	WR	6-2	185	Fr.	Santa Clara, Calif. [Santa Clara HS]
18	Keynan Higgins	WR	6-4	177	Fr.	Antioch, Calif. [Pittsburg HS]
17	Cooper Hoch	WR	6-2	186	Fr.	Costa Mesa, Calif. [Corona del Mar HS]
94	Mata Hola	OL	6-2	265	So-R.	Sandy, Utah [Alta HS/Snow College]
27	Andrew Jenkins	S	5-9	194	Gr.	Stockton, Calif. [St. Mary's HS]
22	Tre Jenkins	S	5-11	216	Gr.	Stockton, Calif. [St. Mary's HS]
0	Isaac Jernagin	WR	5-10	182	Jr.	Bakersfield, Calif. [Bakersfield HS/Bakersfield College]
96	Jay Kakiva	OL	6-4	307	Gr.	Las Vegas, Nev. [Green Valley HS/Fresno City College]
73	Laakea Kapoi	OL	6-2	319	Fr-R.	Honolulu, Hawai'i [Saint Louis HS/San Diego State]
83	Kamaehu Kopa-Kaawalaule	TE	6-4	212	Fr.	Ewa Beach, Hawai'i [James Campbell HS]
41	Taniela Latu	LB	6-1	237	Jr.	San Mateo, Calif. [Junipero Serra HS/College of San Mateo]
4	Noah Lavulo	OL	6-2	260	Sr.	Burlingame, Calif. [Burlingame HS/College of San Mateo]
5	Jaylan Lawson	LB	6-1	199	Sr.	Monmouth Junction, N.J. [South Brunswick HS/Bakersfield College]
34	Dylan Lee	LB	6-1	220	Fr.	French Camp, Calif. [East Union HS]
89	Nate Lewis	TE	6-5	245	Fr-R.	Carmichael, Calif. [Jesuit HS]
91	Quincy Likio	OL	6-1	291	Jr.	Kapahulu, Hawai'i [Saint Louis HS/College of San Mateo]
11	Justin Lockhart	WR	6-3	197	Sr.	Los Angeles, Calif. [Junipero Serra HS/Nevada]

Numerical Roster

0 Isaac Jernagin	WR
1 Kejuan Bullard, Jr.	WR
1 Chase Williams	DB
2 Chevan Cordeiro	QB
2 DJ Harvey	CB
3 Tre Smith	DL
3 Nick Nash	WR
4 Noah Lavulo	DL
4 Charles Ross	WR
5 Walker Eget	QB
5 Jaylan Lawson	DB
6 Bryun Parham	LB
7 Quali Conley	RB
7 Kenyon Reed	CB
8 Jay'Vion Cole	LB
9 Jay Butterfield	QB
9 Matthew Tago	LB
10 Tyler Voss	QB
10 Jordan Pollard	LB
11 Kyler Halvorsen	K
11 Justin Lockhart	WR
12 Malikhi Miller	WR
13 Branden Alvarez	WR
14 Elijah Wood	LB
15 Jalen Bainer	CB
15 Matthew Coleman	WR
15 Jalen Bainer	CB
16 Imari Conley	DB
16 Anthony Garcia	QB
17 Cooper Hoch	WR
17 Zavion Reese	CB
18 Keynan Higgins	WR
19 Noah McNeal-Franklin	LB
20 Jabari Bates	RB
20 Isiah Revis	DB
21 Kayden Collins	RB
22 Tre Jenkins	S
23 Justin Stearns	LB
24 Justin Eklund	LB
24 Sebastian Macaluso	WR
25 Michael Dansby	DB
26 Ethan Powell	LB
27 Andrew Jenkins	S
28 Jordan Allen	LB
28 Jakob Galloway	RB
29 Jalen Apalit-Williams	DB
30 Assani Berkeley	DB
31 Hunter Nowell	DB
32 Kairee Robinson	RB
34 Dylan Lee	LB
34 JuJu Teu	RB
35 Charles Rogers	LB
36 Jeremiah Zamora	DB
37 Dylan Hampsten	DL
38 Elisha Guidry	DB
39 Dino Beslagic	K
39 Caleb Womack	CB
40 Tavarius Pitts	DL
41 Taniela Latu	LB
42 Soane Toia	DL
44 Jordan Cobbs	LB
45 Alex Cobbs	LB
48 Dejon Roney	DL
49 Taren Schive	PK
50 Gafa Faga	DL
51 Andrew Gonneville	LS
53 Brady Van Bennekum	LB
54 Jaime Navarro	OT
55 Anthony Madrigal	LB
55 James McNorton	OL
56 Jairus Satele	DL
59 Davis Salom	LS

2023 SJSU ROSTER

86	Skylar Loving-Black	TE	6-3	245	Sr.	San Jose, Calif. [Valley Christian HS/Iowa State]	61	Marist Talavou	OL
24	Sebastian Macaluso	WR	6-0	193	Jr.	Oxnard, Calif. [Oaks Christian HS/Ventura College]	62	Nathan Balestrieri	OL
90	Akio Martinson	DL	6-1	292	Fr.	Loomis, Calif. [Del Oro HS]	65	Denaris DeRosa, Jr.	OL
81	Dominick Mazotti	TE	6-4	250	Jr-R.	Pleasanton, Calif. [Amador Valley HS]	67	Kai Davison	OL
19	Noah McNeal-Franklin	LB	5-11	221	Jr.	Vallejo, Calif. [St.Patrick-St. Vincent HS/Contra Costa College]	68	Ryan Stewart	OL
55	James McNorton	OL	6-5	269	So-R.	Brentwood, Calif. [Liberty HS/Washington State]	69	Uluakinfo Taliauli	OL
60	Hudson Mesa	OL	6-1	279	So-R.	Los Gatos, Calif. [St. Francis HS]	70	Malik Williams	OL
12	Malikhi Miller	WR	6-4	209	Jr-R.	Oakland, Calif. [El Cerrito HS]	71	Tyler Ostrom	OL
3	Nick Nash	WR	6-3	198	Jr-R.	Irvine, Calif. [Woodbridge HS]	72	Nate Hale	OL
54	Jaime Navarro	OT	6-3	310	Gr.	Temecula, Calif. [Great Oak HS]	73	Laakea Kapoi	OL
97	John Norwood	DL	6-3	218	Fr-R.	Milpitas, Calif. [Milpitas HS]	74	Anthony Pardue	OL
31	Hunter Nowell	DB	6-1	206	Fr.	Huntington Beach, Calif. [St. John Bosco HS]	75	Joseph Harbert	OL
88	Sam Olson	TE	6-3	242	Jr-R.	Visalia, Calif. [Redwood HS]	77	Luke Griskey	OL
71	Tyler Ostrom	OL	6-2	305	Gr.	Ventura, Calif. [Saint Bonaventure HS]	78	Jake Steele	OL
74	Anthony Pardue	OL	6-4	317	Gr.	Murrieta, Calif. [Murrieta Valley HS]	79	Fernando Carmona, Jr.	OL
6	Bryun Parham	LB	5-11	212	Jr.	Long Beach, Calif. [Long Beach Poly HS]	80	Trevor Voss	WR
99	Kaleb Peleki	DL	6-1	242	Fr-R.	Vallejo, Calif. [Bethel HS/Missouri State]	81	Dominick Mazotti	TE
40	Tavarius Pitts	DL	6-1	245	Jr.	Atlanta, Ga. [Mays HS/Contra Costa College]	82	Nicholas Williams	WR
10	Jordan Pollard	LB	6-0	200	So.	Los Angeles, Calif. [Faith Lutheran HS]	83	Kama Kopa-Kaawalaule	TE
26	Ethan Powell	LB	6-2	216	So.	San Bernadino, Calif. [Cajon HS]	84	Joshua Scott	TE
7	Kenyon Reed	CB	5-10	176	Jr-R.	Sacramento, Calif. [Long Beach Poly HS/Kansas State]	85	Jackson Canaan	TE
17	Zavion Reese	DB	6-0	193	Jr.	San Marcos, Calif. [San Marcos HS]	86	Skylar Loving-Black	TE
20	Isiah Revis	DB	5-10	195	So.	Las Vegas, Nev. [Liberty HS/SF City College]	87	Joseph Hernandez, Jr.	WR
32	Kairee Robinson	RB	5-7	195	Sr.	Antioch, Calif. [De La Salle HS]	88	Sam Olson	TE
35	Charles Rogers	LB	6-1	218	Sr.	Loomis, Calif. [Del Oro HS, San Diego State]	89	Nate Lewis	TE
48	Dejon Roney	DL	6-1	285	So.	Rancho Cucamonga, Calif. [Etiwanda HS]	90	Akio Martinson	DL
4	Charles Ross	WR	6-1	171	Jr-R.	Culver City, Calif. [Culver City HS/Nevada]	91	Quincy Likio	DL
59	Davis Salom	LS	6-0	242	So-R.	San Jose, Calif. [Archbishop Mitty HS]	92	Natano Woods	DL
56	Jairus Satele	DL	5-11	289	Fr-R.	Carson, Calif. [St. John Bosco HS]	93	Charlie Leota	DL
49	Taren Schive	K	5-10	182	Jr.	Riverside, Calif. [J.W. North HS]	94	Mata Hola	DL
84	Joshua Scott	TE	6-4	225	Fr-R.	Long Beach, Calif. [Wilson HS]	96	Jay Kakiva	DL
3	Tre Smith	DL	6-5	255	So-R.	Mesa, Ariz. [Red Mountain HS]	97	John Norwood	DL
23	Justin Stearns	LB	6-2	240	Fr-R.	San Diego, Calif. [St. Augustine HS]	98	Vaka Hansen	DL
78	Jake Steele	OL	6-4	306	Fr-R.	Temecula, Calif. [Murrieta Valley HS]	99	Kaleb Peleki	DL
68	Ryan Stewart	OL	6-4	295	So-R.	Mokena, Ill. [Lincoln Way-East HS]	99	Alex Weir	P
9	Matthew Tago	LB	6-2	223	Sr-R.	Palmdale, Calif. [Quartz Hill HS/Oregon State]			
61	Marist Talavou	OL	6-3	327	Jr-R.	Norwalk, Calif. [St. John Bosco HS/Utah]			
69	Uluakinfo Taliauli	OL	6-2	290	Fr-R.	Millbrae, Calif. [St. Francis HS]			
34	Viliami Teu	RB	5-10	203	Fr.	East Palo Alto, Calif. [St. Francis HS]			
42	Soane Toia	OL	6-0	280	Jr.	Nuku'alosa, Tonga [Grace Bretheren HS]			
95	Tangata Tuitupou	OL	6-5	231	Jr.	Los Banos, Calif. [Pacheco HS/Merced College]			
53	Brady Van Bennekum	LB	6-1	211	Fr.	Santa Clarita, Calif. [West Ranch HS]			
80	Trevor Voss	WR	6-2	173	Fr-R.	Simi Valley, Calif. [Valencia HS]			
10	Tyler Voss	QB	6-3	190	Fr-R.	Simi Valley, Calif. [Valencia HS]			
99	Alex Weir	P	6-0	195	Sr.	Colfax, Calif. [Colfax HS/Sacramento City College]			
1	Chase Williams	DB	6-1	200	Sr-R.	Eastvale, Calif. [Eleanor Roosevelt HS/USC]			
70	Malik Williams	OL	6-5	307	So-R.	Hayward, Calif. [Hayward HS/Wyoming]			
82	Nicholas Williams	WR	5-11	183	Fr-R.	Lancaster, Calif. [Quartz Hill HS]			
39	Caleb Womack	CB	5-10	180	Fr-R.	Santa Cruz, Calif. [Santa Cruz HS]			
14	Elijah Wood	LB	6-2	205	So-R.	Elk Grove, Calif. [St. Mary's HS]			
92	Natano Woods	DL	6-6	250	So-R.	Kent, Wash. [Kentrledge HS]			
36	Jeremiah Zamora	DB	5-10	180	Fr.	Tracy, Calif. [Tracy HS]			

GAMES PLAYED

Career:
55, by Jack Snyder (2017-21)
55, by Cade Hall (2018-23)

RUSHING

MOST ATTEMPTS

Game:
43 (286 yards), by Nathan DuPree at UNLV,
(10-31-92),
43 (253 yards), by Sheldon Canley at UNLV,
(9-22-90).
Season:
296 (1,248 yards), by Sheldon Canley (1990).
Career:
602 (3,515 yards), by Deoncé Whitaker (1998-01).

AVERAGE ATTEMPTS PER GAME

Season:
26.9 (296 in 11 games), by Sheldon Canley (1990).
Career:
24.1 (530 in 22 games), by Gerald Willhite
(1980-81).

MOST RUSHING YARDS GAINED

Game:
300 (42 attempts), by Tyler Ervin
vs. Fresno State, (9-26-15).
Game, Freshman:
187 (28 attempts), by Jarrod Lawson
at UNLV, (11-02-13).
Game, Opponent:
300 (23 attempts), by LaDainian Tomlinson, TCU,
(10-9-99).
Bowl Game:
164 (23 attempts), by Sheldon Canley vs. Central
Michigan (California Raisin Bowl - 12-8-90).
Season:
1,601 (294 attempts), by Tyler Ervin (2015).
Season, Freshman:
788 (164 attempts), by Jarrod Lawson (2013).
Career:
3,515 (602 attempts), by Deoncé Whitaker
(1998-99-00-01).

MOST RUSHING YARDS BY A QUARTERBACK

Game:
117 (8 attempts), by Doug Allen at Fresno State,
(10-12-85).
Season:
415 (114 attempts), by Kenny Potter (2015).
Career:
737 (250 attempts), by Kenny Potter, (2015-16).

MOST GAMES GAINING 100 YARDS RUSHING

Season:
8, by Deoncé Whitaker (2000).
Career:
15, by Deoncé Whitaker (1998-99-2000-01).

MOST CONSECUTIVE GAMES GAINING 100 YARDS RUSHING

5, by Deoncé Whitaker (Oct. 14, Oct. 21, Oct. 28,
Nov. 4, Nov. 18, 2000).

MOST GAMES GAINING 200 YARDS RUSHING

Season:
3, by Deoncé Whitaker (2000).

Career:
4, by Deoncé Whitaker (1998-99-2000-01).

MOST CONSECUTIVE GAMES GAINING 200 YARDS RUSHING

2, by Kevin Cole (Nov. 18, Dec. 2, 1978).

AVERAGE YARDS GAINED PER GAME

Season:
157.7 (1,577 yards in 10 games), by Deoncé
Whitaker (2000).
Career:
107.5 (2,364 yards in 22 games), by Gerald Willhite
(1980-81).

AVERAGE YARDS PER ATTEMPT

Game: (Minimum of 10 attempts)
19.6 (196 yards on 10 attempts), by Lamar Ferguson
vs. Tulsa, (10-27-01).
(Minimum of 20 attempts)
12.1 (254 yards on 21 attempts), by Deoncé
Whitaker at Stanford, (9-9-00).
(Minimum of 30 attempts)
8.2 (278 yards on 34 attempts), by Deoncé Whitaker
at Hawai'i, (10-28-00).
Season: (Minimum of 80 attempts),
7.24 (688 yards on 89 attempts), by Harry Russell
(1949).
(Minimum of 100 attempts)
6.97 (830 yards on 119 attempts), by Harry Beck
(1950).
(Minimum of 200 attempts)
7.04 (1,577 yards on 224 attempts), by Deoncé
Whitaker (2000).
Career: (Minimum of 300 attempts)
5.83 (3,515 yards on 602 attempts), by Deoncé
Whitaker (1998-99-00-01).

MOST TOUCHDOWNS SCORED BY RUSHING

Game:
4, by Lamar Ferguson, at Illinois (9-21-02),
4, by Jarmar Julien, vs. Tulsa, (10-27-01),
at Nevada, (10-28-00),
4, by Deoncé Whitaker, vs. UTEP, (10-14-00),
vs. Saint Mary's, (9-18-99),
4, by Nathan DuPree, at Pacific, (11-14-92),
4, by Johnny Johnson, Jr.,
at New Mexico State (9-3-88),
4, by Joe Ulm, at Brigham Young, (9-25-53),
4, by Dick Stults, vs. Brigham Young, (11-7-52).
Game, Opponent:
7, by Keenan Reynolds, Navy (11-21-13).
Season:
15, by Deoncé Whitaker (2000),
15, by Johnny Johnson, Jr. (1988).
Career:
33, by Deoncé Whitaker (1998-99-00-01).

MOST GAMES RUSHING FOR A TOUCHDOWN

Season:
10, by Kenny Jackson (1987).
Career:
21, by Deoncé Whitaker (1998-99-2000-01).

MOST CONSECUTIVE GAMES RUSHING FOR A TOUCHDOWN

Season:

6, by Tyler Ervin (2015).
**MOST TOUCHDOWNS SCORED RUSHING
BY A QUARTERBACK:**
Game:

3, by Kenny Potter, vs. Air Force (11-19-16),
3, by Kyle Reed, vs. San Diego State (9-13-08),
3, by Bob Frasco, vs. Southwestern Louisiana
(11-26-83).

Game, Opponent:
7, by Keenan Reynolds, Navy (11-21-13).

Season:
7, by Kenny Potter (2015), (2016),
7, by Jeff Garcia (1992),
7, by Roger Proffitt (1975).

Career:
15, by Jeff Garcia (1991-92-93).

RUSHING FOR 1,000 YARDS & 50 RECEPTIONS IN A SEASON

1,219 rushing & 62 receptions by Johnny Johnson,
Jr. (1988),
1,135 rushing & 52 receptions by Kenny Jackson
(1986),
1,193 rushing & 72 receptions by Gerald Willhite
(1981),
1,210 rushing & 55 receptions by Gerald Willhite
(1980).

PASSING

MOST ATTEMPTS

Game:
66 (28 completions), by Scott Rislov
at Stanford (9-6-03).
Game, Opponent:
75 (44 completions), by Colt Brennan,
Hawai'i (10-12-07).
Bowl Game:
62 (43 completions), by Steve Clarkson
vs. Toledo, (California Bowl - 12-19-81).
Season:
487 (312 completions), by David Fales (2013).
Career:
1,118 (600 completions), by Ed Luther
(1976-77-78-79).

HIGHEST PERCENTAGE OF PASS COMPLETIONS

Game: (Minimum of 15 attempts)
87.5 (14 of 16), by Adam Tafralis vs. Stanford,
(9-9-06).
(Minimum of 25 attempts)
88.5 (23 of 26), by Kyle Reed vs. Stanford,
(9-20-08).
(Minimum of 35 attempts)
81.8 (36 of 44), by Scott Rislov at Ohio State
(10-12-02).
(Minimum of 45 attempts)
82.2 (37 of 45), by David Fales vs. Fresno State
(11-29-13).
Game, Opponent:
87.5 (21 of 24), by Riley Nelson, Utah State
(10-14-06).
Bowl Game:
76.7 (33 of 43), by David Fales
vs. Bowling Green (Military Bowl - 12-27-12).
Season:
72.5 (327 of 451), by David Fales (2012).
Career:

INDIVIDUAL RECORDS

COMPLETING 80 PERCENT OR MORE OF ONE'S PASSES IN A GAME

Season: 3, by Adam Tafralis (2006).
Career: 4 (3 in 2006, 1 in 2007),
by Adam Tafralis (2004-05-06-07).

COMPLETING 80 PERCENT OR MORE OF ONE'S PASSES IN A SEASON

Career: 2 (2012, 2013) by David Fales (2012-13),
2 (2006, 2007), by Adam Tafralis
(2004-05-06-07)

MOST PASSES COMPLETED

Game:
42 (56 attempts), by David Fales vs. Navy
(11-22-13).
Game, Opponent:
44 (75 attempts), by Colt Brennan,
Hawai'i (10-12-07).
Bowl Game:
43 (62 attempts), by Steve Clarkson
vs. Toledo (California Bowl - 12-19-81).
Season:
327 (451 attempts), by David Fales (2012).
Career:
639 (938 attempts), by David Fales (2012-13).

MOST PASSES COMPLETED CONSECUTIVELY

Game:
15 (first 15 attempts of the game), by Kyle Reed vs.
Stanford, (9-20-08).

MOST YARDS GAINED PASSING

Game:
547 (37 of 45), by David Fales vs. Fresno State
(11-29-13).
Game, Opponent:
560 (32 of 44), by Bryant Moniz, Hawai'i
(11-20-10).
Bowl Game:
467 (43 of 62), by Steve Clarkson
vs. Toledo (California Bowl, 12-19-81).
Season:
4,193 (327 of 451), by David Fales (2012).
Career:
8,382 (639 of 938) by David Fales (2012-13)

MOST GAMES PASSING FOR 300 or MORE YARDS

Season:
9, by David Fales (2013).
Career:
16, by David Fales (2012-13).

MOST GAMES PASSING FOR 400 or MORE YARDS

Season:
5, by Josh Love (2019),
5, by David Fales (2013).
Career:
6, by David Fales (2012-13).

MOST CONSECUTIVE GAMES PASSING FOR 400 or MORE YARDS

2, by Josh Love (Oct. 4 & Oct. 12, 2019),
2, by David Fales (Oct. 12 & Oct. 26, 2013),
2, by David Fales (Nov. 22 & Nov. 29, 2013).

MOST PASSING TOUCHDOWNS

Game:
7, by Scott Rislov at UTEP (11-8-03).
Game, Opponent:
5, by Jordan Love, Utah State, (11-10-18),
5, by Ryan Dinwiddie, Boise State (10-24-03),
5, by Luke McCown, Louisiana Tech (10-6-01).
Bowl Game:
3, by Chevan Cordeiro vs. Eastern Michigan
(Famous Idaho Potato Bowl - 12-20-23),
3, by Adam Tafralis vs. New Mexico (New Mexico
Bowl - 12-23-06),
3, by Mike Perez vs. Miami (Ohio) (California Bowl
- 12-13-86),
3, by Steve Clarkson vs. Toledo (California Raisin
Bowl - 12-19-81).
Season:
33, by David Fales (2013),
33, by David Fales (2012).
Career:
66, by David Fales (2012-13).

LONGEST PASSING TOUCHDOWN

95 yards, by Matt Veatch to Byron Jackson at
Minnesota, (9-14-91).

LONGEST PASSING TOUCHDOWN BY A NON-QUARTERBACK

84 yards, by wide receiver Tim Kearsse to Tony
Smith at Stanford, (9-18-82).

MOST INTERCEPTIONS THROWN

Game:
6, by Ivan Lippi vs. Fresno State, (11-21-70),
6, by Pat Casey vs. New Mexico, (11-1-69),
6, by Ken Berry at Fresno State, (11-20-65).
Bowl Game:
5, by Steve Clarkson vs. Toledo,
(California Bowl - 12-19-81).
Season:
24, by Steve Clarkson (1981),
24, by Ed Luther (1978),
24, by Craig Kimball (1972).
Career:
57, by Craig Kimball (1972-73-74).

FEWEST INTERCEPTIONS THROWN

Season: (Minimum of 100 attempts)
1 (1 in 124 attempts), by Bob Frasco (1983).
(Minimum of 400 attempts)
5 (5 in 437 attempts), by Scott Rislov (2003).
Career: (Minimum of 500 attempts)
12 (12 in 511 attempts), by Bob Frasco (1983-84).
(Minimum of 750 attempts)
19 (19 in 886 attempts), by Scott Rislov (2002-03).

PASSING EFFICIENCY

Game: (Minimum of 15 attempts)
298.02, by Marcus Arroyo vs. Nevada (11-10-01).
Bowl Game: (Minimum of 15 attempts)
213.63, by Adam Tafralis vs. New Mexico (New
Mexico Bowl - 12-23-06).
Season: (Minimum of 15 attempts per
game played)
170.76, by David Fales (2012).
Career: (Minimum of 300 passing attempts)
161.7, by David Fales (2012-13).

TOTAL OFFENSE

MOST PLAYS

Game:
67 (1 rushing, 66 passing) by Scott Rislov at
Stanford, (9-6-03).
Bowl Game:
68 (6 rushing, 62 passing), by Steve Clarkson vs.
Toledo, (California Bowl - 12-19-81).
Season:
535 (48 rushing, 487 passing), by David Fales
(2013).
Career:
1,405 (518 rushing, 887 passing), by Jeff Garcia
(1991-92-93).

MOST YARDS GAINED

Game:
580 (33 rushing, 547 passing), by David Fales vs.
Fresno State, (11-29-13).
Game, Opponent:
546 (-14 rushing, 560 passing), by Bryant Moniz,
Hawai'i, (11-2-10).
Bowl Game:
464 (minus-3 rushing, 467 passing), by Steve
Clarkson vs. Toledo, (California Bowl - 12-19-81).
Season:
4,196 (7 rushing, 4,189 passing),
by David Fales (2013).
Career:
8,250 (minus-132 rushing, 8,382 passing),
by David Fales (2012-13).

AVERAGE YARDS PER GAME

Season:
349.7 (4,196 yards in 12 games), by David Fales
(2013).
Career:
330.0 (8,250 yards in 25 games), by David Fales
(2012-13).

AVERAGE YARDS GAINED PER PLAY

Game: (Minimum of 20 plays)
19.6 (333 yards on 21 plays), by Dale Rogers vs.
Rice, (10-2-04).
Season: (Minimum of 1,000 yards)
8.2 (4,054 on 493 plays), by David Fales (2012).
Career: (Minimum of 4,000 yards & 600 plays)
8.1 (8,250 yards on 1,018 plays), by David Fales
(2012-13).

MOST TOUCHDOWNS SCORED AND RESPONSIBLE FOR

Game:
7 (scored 1 and passed for 6), by David Fales, vs.
Fresno State, (11-29-13),
7 (passed for 7), by Scott Rislov at UTEP, (11-8-03).
Season:
35 (scored 2 and passed for 33), by David Fales
(2013).
Career:
68 (scored 12 and passed for 56), by
Steve Clarkson (1979-80-81-82),
68 (scored 2 and passed for 66), by David Fales
(2012-13).

INDIVIDUAL RECORDS

PASS RECEIVING

MOST RECEPTIONS

Game:

- 15 (179 yards), by Tuati Wooden, vs. Tulsa (11-22-03),
- 15 (255 yards), by Steven Pulley, at Stanford (10-2-99),
- 15 (203 yards), by Guy Liggins, vs. Fresno State, (10-4-86).

Game, Opponent:

- 16 (133 yards), by Paul Dombrowski, New Mexico State (11-19-05).

Bowl Game:

- 18 (124 yards), by Gerald Willhite vs. Toledo, (12-19-81).

Season:

- 89 (886 yards) by Noel Grigsby (2011).

Career:

- 248 (3,087 yards) by Chandler Jones (2010-13).

MOST RECEPTIONS BY A TIGHT END

Game:

- 11 (114 yards), by Brian Roche, at San Diego State, (10-21-95).

Season:

- 66 (729 yards), by Brian Roche (1995).

Career:

- 126 (1,760 yards) by Ryan Otten (2009-10-11-12).

MOST CONSECUTIVE GAMES WITH A RECEPTION

Career:

- 36 (40 games played), by Noel Grigsby (2010-13).

MOST CONSECUTIVE GAMES WITH 10 or MORE RECEPTIONS

Season:

- 2, Tyler Winston (2013),
- 2, Noel Grigsby (2011),
- 2, Kevin Jurovich (2007).

MOST GAMES WITH 10 or MORE RECEPTIONS

Season:

- 4, Kevin Jurovich (2007).

Career:

- 5, Kevin Jurovich (2006-07-08-09).

MOST SEASONS WITH 50 or MORE RECEPTIONS

- 4, Chandler Jones (54 in 2010, 61 in 2011, 54 in 2012, 79 in 2013).

MOST SEASONS WITH 60 or MORE RECEPTIONS

- 2, Chandler Jones (61 in 2011, 79 in 2013),
- 2, Noel Grigsby (89 in 2011, 82 in 2012),
- 2, Kevin Jurovich (85 in 2007, 60 in 2009),
- 2, Guy Liggins (72 in 1986, 77 in 1987).

MOST YARDS RECEIVING

Game:

- 269 (9 receptions), by Edell Shepherd vs. Nevada, (11-10-01).

Game, Freshman:

- 185 (7 receptions), by Noel Grigsby vs. Utah State, (11-13-10).

Game, Opponent:

- 326 (12 receptions), by Nate Burleson, Nevada, (11-10-01).

Bowl Game:

- 152 (9 receptions), by Mervyn Fernandez vs. Toledo, (California Raisin Bowl, 12-19-81).

Season:

- 1,500 (82 receptions), by Edell Shepherd (2001).

Career:

- 3,121 (237 receptions), by Noel Grigsby (2010-11-12-13).

MOST YARDS RECEIVING BY A TIGHT END

Game:

- 158 (8 receptions), by Josh Oliver vs. Hawai'i, (9-27-18).

Game, Freshman:

- 119 (6 receptions), by Billy Freeman at Colorado State, (10-12-13).

Season:

- 739 (52 receptions), by Ryan Otten (2011).

Career:

- 1,760 (126 receptions), by Ryan Otten (2009-10-11-12).

MOST 100-YARD RECEIVING GAMES

Season:

- 7, by Chandler Jones (2013),
- 7, by Edell Shepherd, (2001).

Career:

- 11, by Noel Grigsby (2010-11-12-13).

MOST CONSECUTIVE 100-YARD RECEIVING GAMES

Season:

- 4, by Tre Walker (2019).

MOST TOUCHDOWNS RECEIVING

Game:

- 3, by Nick Nash, at No. 6 USC, (8-26-23)

- 3, by Elijah Cooks, at Utah State, (11-19-22)

- 3, by Chandler Jones, vs. Fresno State, (11-29-13), vs. Wyoming, (10-26-13), vs. Minnesota, (9-21-13).

- 3, by Jalal Beauchman, vs. Louisiana Tech, (11-27-10),

- 3, by James Jones, at Washington, (9-2-06),
- 3, by Courtney Anderson, at UTEP, (11-8-03),
- 3, by Edell Shepherd, vs. Nevada, (11-10-01),
- 3, by Oliver Newell,

- at UNLV, (11-22-97), vs. Hawai'i (11-15-97), vs. Colorado State (10-11-97),

- 3, by Tony Smith at California, (9-29-84),
- 3, by Ken Taylor vs. Santa Clara, (11-16-82),
- 3, by Tim Kearse at Stanford, (9-18-82),
- 3, by Stacey Bailey at Fresno State, (10-3-81),
- 3, by Mervyn Fernandez at Fresno State (10-3-81),
- 3, by Gerald Willhite at California, (9-26-81),
- 3, by Mark Nichols at CS Long Beach, (10-27-79),
- 3, by Rick Parma at Pacific, (11-11-78).

Game, Opponent:

- 3, by Jeb Putzier, Boise State (11-17-01),
- 3, by Ryan Dennard, Arizona State (9-29-01),
- 3, by Alex Van Dyke, Nevada (11-18-95).

Bowl Game:

- 3, by Mervyn Fernandez vs. Toledo, (12-19-81).

Season:

- 15, by Chandler Jones (2013).

Career:

- 29, by Chandler Jones (2010-13).

MOST CONSECUTIVE GAMES WITH A TOUCHDOWN RECEPTION

- 6, by Bailey Gaither (2019).

ALL-PURPOSE RUNNING

Game:

- 355 (80 rushing, 201 receiving, 10 punt returns, 64 kickoff returns), by Charles Pauley, vs. Nevada, (11-10-01).

Bowl Game:

- 243 (164 rushing, 44 receiving, 35 kickoff returns), by Sheldon Canley vs. Central Michigan, (California Raisin Bowl, 12-8-90).

Season:

- 2,637 (1,601 rushing, 334 receiving, 105 punt returns, 597 kickoff returns) by Tyler Ervin (2015).

Career:

- 6,015 (2,803 rushing, 783 receiving, 186 punt returns, 2,374 kickoff returns) by Tyler Ervin (2011-12-13-14-15).

SCORING

MOST POINTS SCORED

Quarter:

- 18, by Jarmar Julien, at Nevada (10-28-00, 4th quarter),
- 18, by Casey Le Blanc, vs. Hawai'i (11-6-99, 4th quarter),
- 18, by Deoncé Whitaker, vs. Saint Mary's (9-18-99, 1st quarter).

Quarter, Opponent:

- 18, by Keenan Reynolds, Navy (11-21-13, overtime)

Game:

- 30 (5 touchdowns), by Deoncé Whitaker, vs. Saint Mary's (9-18-99).

Game, Opponent:

- 42 (7 touchdowns), by Keenan Reynolds, Navy 11-21-13).

Bowl Game:

- 20 (3 touchdowns, 1 2-pt. PAT), by Mervyn Fernandez, vs. Toledo (California Bowl, 12-19-81).

Season:

- 116, by Johnny Johnson, Jr. (1988).

Career:

- 339, by Austin Lopez (105 in 2012, 105 in 2013, 63 in 2014, 66 in 2015).

MOST SEASONS SCORING 100 OR MORE POINTS

- 2, by Austin Lopez (105 in 2012, 205 in 2013).

MOST TOUCHDOWNS SCORED

Game:

- 5, by Deoncé Whitaker vs. Saint Mary's (9-18-99)

Season:

- 19, by Johnny Johnson, Jr. (1988).

Career:

- 36, by Deoncé Whitaker (1998-99-00-01).

MOST WAYS TO SCORE A TOUCHDOWN

INDIVIDUAL RECORDS

Career:
5 (rushing, receiving, kickoff return, interception return, punt return), by Trestin George (eight TD's in 2002-03-04-05),
5 (rushing, receiving, kickoff return, interception return, punt return), by Walt Roberts (13 TD's in 1961-62-63).

MOST FIELD GOALS MADE

Game:
4, by Matt Mercurio vs. Boise State (12-19-20),
4, by Matt Mercurio at Hawai'i (11-9-19),
4, by Matt Mercurio at Army West Point (10-26-19),
4, by Matt Mercurio vs. New Mexico (10-4-19),
4, by Austin Lopez vs. UNLV (10-4-14),
4, by Austin Lopez at Navy (9-22-12),
4, by Jens Alvernik (11-12-11).
Game, Opponent:
5, by Dene Garner, Utah State (9-21-85),
5, by Rafael Septien, Louisiana-Lafayette (11-22-74).
Season:
22 (22 of 27), by Austin Lopez (2013).
Career:
61 (61 of 85) by Austin Lopez (2012-13-14-15).

MOST CONSECUTIVE FIELD GOALS MADE

Game:
4, by Matt Mercurio vs. Boise State (12-19-20),
4, by Matt Mercurio at Hawai'i (11-9-19),
4, by Matt Mercurio at Army West Point (10-26-19),
4, by Matt Mercurio vs. New Mexico (10-4-19),
4, by Austin Lopez vs. UNLV (10-4-14),
4, by Austin Lopez at Navy (9-22-12),
4, by Jens Alvernik at Utah State (11-12-11).
Season:
17, by Austin Lopez (2012).
Career:
23, by Austin Lopez (17 in 2012, 6 in 2013).

MOST CONSECUTIVE FIELD GOALS MADE AT THE START OF A CAREER

23, by Austin Lopez (17 in 2012, 6 in 2013).

BEST FIELD GOAL PERCENTAGE

Game:
100.0% (4 of 4),
by Matt Mercurio vs. Boise State (12-19-20),
by Matt Mercurio at Hawai'i (11-9-19),
by Matt Mercurio at Army West Point (10-26-19),
by Austin Lopez at Navy (9-22-12).
Season:
100.0%, (17 of 17), by Austin Lopez (2012).

LONGEST FIELD GOAL MADE

Game:
60 yards by Joe Nedney at Wyoming, (10-3-92).

MOST FIELD GOALS MADE 50 OR MORE YARDS

Game:
1, by several, last by Bryce Crawford, 52 yards, vs. Wyoming (11-25-17).
Season:
5, by Bryce Crawford (2017).
Career:
6, by Bryce Crawford (2015-18).

MOST FIELD GOALS MADE 40 OR MORE YARDS

Game:
3, by Austin Lopez, 47 yards, 1st quarter, 44 yards, 2nd quarter & 50 yards, 2nd quarter, at Nevada (11-16-13).
Season:
10 (10-of-12), by Austin Lopez (2013).
Career:
18 (18 of 31), by Austin Lopez (2012-13-14-15).
MOST KICKING PAT'S
Game:
10 (10 of 10), Jeff Carr vs. Rice (10-2-04).
Game, Opponent:
10 (10 of 10), Tyler Jones, Boise State (10-24-03).
Season:
54 (54 of 57), by Austin Lopez (2012).
Career:
156 (156 of 162) by Austin Lopez (2012-13-14-15).

MOST CONSECUTIVE KICKING PAT'S

Game:
10 (10 of 10), Jeff Carr vs. Rice (10-2-04).
Game, Opponent:
10 (10 of 10), Tyler Jones, Boise State (10-24-03).
Season:
40 (40 of 40) by Jeff Carr (2004).
Career:
52 (12 in 2003, 40 in 2004), by Jeff Carr (2003-04).

BEST PAT PERCENTAGE

Game:
100.0 %, (10 of 10), by Jeff Carr vs. Rice (10-2-04).
Season:
100.0%, (40 of 40) by Jeff Carr (2004),
100.0%, (33 of 33) by David Silberstein (1998),
100.0%, (28 of 28) by David Bowen (1990),
100.0%, (27 of 27) by Austin Lopez (2014).

MOST KICK SCORING POINTS

Game:
16 (3 FG's, 7 PAT's), by Joe Nedney vs. Pacific, (10-19-91).
Season:
105, by Austin Lopez (2013),
105, by Austin Lopez (2012).
Career:
339, by Austin Lopez (2012-13-14-15).

MOST 2-POINT PAT'S

Game:
2, by Tim Crawley, vs. Wyoming (10-26-13),
2, by Walt Roberts, vs. Pacific (11-30-63),
2, by Ken Berry, at Fresno State (11-16-63),
2, by Bob Bonds, at Fresno State (11-16-63).

MOST 2-POINT DEFENSIVE PAT'S

Game:
1, by Duke Ihenacho, vs. Hawai'i (10-14-11).

PUNTING

MOST PUNTS

Game:
17 (630 yards), by Jim Vernes at Wyoming, (10-25-69).
Season:
82 (3,105 yards), by Joe Hicks (1972).
Career:

249 (9,669 yards), by Jeff Cunningham (1973-74-75-76).

MOST PUNTING YARDS

Game:
630 yards (17 punts), by Jim Vernes at Wyoming, (10-25-69).
Season:
3,329 yards (73 punts), by Michael Carrizosa (2017).
Career:
9,907 yards (225 punts), by Michael Carrizosa (2014-15-16-17).

AVERAGE YARDS PER PUNT

Game: (Minimum of 5)
58.6 (341 yards on 5 punts), by Harrison Waid at Colorado State, (10-1-11).
Season: (Minimum of 40)
47.5 (2,280 yards on 48 punts), by Michael Carrizosa (2015).
Career: (Minimum of 100)
44.0 (9,907 yards on 225 punts), by Michael Carrizosa (2014-15-16-17).

LONGEST PUNT

Game: 80 yards, by Leroy Zimmerman vs. UC Santa Barbara, (10-14-38).
Game, Opponent:
80 yards, by Jeff Carter, Long Beach State, (9-21-83).
80 yards, by Craig Holworthy, Fresno State, (11-16-63).

MOST PUNTS 60 OR MORE YARDS

Game:
3 (71, 74, 72), by Joe Furlow at Air Force, (8-31-96).
Season:
7, by Joe Furlow (1996).

PUNT RETURNS

MOST PUNT RETURNS

Game:
9 (45 yards), by Scott Wells vs. UNLV (10-15-88).
Season:
46 (265 yards), by Scott Wells (1988).
Career:
83 (493 yards), by K.C. Clark (1983-84-85-86).

MOST PUNT RETURN YARDAGE

Game:
150 (7 returns) by Omarr Smith at UTEP, (10-18-97).
Season:
366 yards (37 returns) by Heshimu Colar (1990).
Career:
575 (60 returns) by Jimmie Lassiter (1970-71-72).

MOST PUNTS RETURNED FOR A TOUCHDOWN

Game:
1, last by Tyler Ervin vs. Georgia State, (12-19-15).
Bowl Game:
1, by Tyler Ervin, vs. Georgia State, (12-19-15).
Season:
3, Bill Hubbard (1928).
Career:
3, Bill Hubbard (1926-27-28).

LONGEST PUNT RETURN FOR A TOUCHDOWN

91 yards by Jerry Colletto at Oregon, (11-2-63).

INDIVIDUAL RECORDS

KICKOFF RETURNS

MOST KICKOFF RETURNS

Game:
9 (149 yards), by Sheldon Canley at Miami (Fla.), (10-14-89).
Season:
51 (1,214 yards), by Deoncé Whitaker (1998).
Career:
101, (2,374 yards), by Tyler Ervin (2011-12-13-14-15).

MOST KICKOFF RETURN YARDAGE

Game:
205 yards (5 returns), by James Reed vs. Wyoming (10-5-96).
Season:
1,214 yards (51 returns), by Deoncé Whitaker (1998).
Career:
2,374 yards (101 returns), by Tyler Ervin (2011-12-13-14-15).

MOST KICKOFF RETURNS FOR A TOUCHDOWN

Season:
2, by Tyler Ervin (2012),
2, by Charles Pauley (2002),
2, by Jimmie Lassiter (1970).
Career:
3, by Tyler Ervin (2011-12-13-14-15).

LONGEST KICKOFF RETURN FOR A TOUCHDOWN

102 yards by Jimmie Lassiter at California, (9-25-71),
100 yards by Tim Kearsae vs. CS Long Beach, (10-16-82),
100 yards by Bob Triplett at California, (10-2-76).

INTERCEPTION RETURNS

MOST PASS INTERCEPTIONS

Game:
3, by Bené Benwikere vs. Louisiana Tech (11-24-12),
3, by Dwight Lowery vs. Cal Poly (9-23-06),
3, by Josh Powell vs. Idaho (11-26-05),
3, by Gerald Jones at Stanford (9-14-02),
3, by Omarr Smith vs. Hawai'i (11-15-97),
3, by Troy Jensen vs. Louisiana Tech, (10-23-93),
3, by Don Dambacher vs. Mexico (9-10-49).
Game, Opponent:
3, by Nate Kvamme, Colorado State (10-11-97).
Season:
9, by Dwight Lowery (2006).
Career:
14, by Bené Benwikere (2010-11-12-13),
14, by Gerald Jones (2002-03),
14, by Sherman Cocroft (1982-83),
14, by Ken Thomas (1979-80-81-82).

MOST CONSECUTIVE GAMES WITH AN INTERCEPTION

4, by Bené Benwikere (2013),
4, James Orth (2011),
4, Dwight Lowery (2006),
4, Gerald Jones (2002),
4, Sherman Cocroft (1983).

MOST INTERCEPTION YARDAGE

Game:
99, by Gerald Jones vs. Nevada, (9-18-03).
Game, Opponent:
178, by Tommy Williams, Cal State Fullerton (1988).
Season:
178, by Gerald Jones (6 interceptions) (2003).
Career:
391 (14 interceptions), by Ken Thomas (1979-80-81-82).

MOST INTERCEPTIONS RETURNED FOR A TOUCHDOWN

Game:
1, by many, last by Dakari Monroe, vs. UNLV, (10-27-18).
Game, Opponent:
2, by Dameon Babers, Nevada (11-11-17),
2, by Nate Kvamme, Colorado State (10-11-97),
2, by Tommy Williams, Cal State Fullerton (11-12-88).
Season:
3, by Ken Thomas (1979).
Career:
5, by Ken Thomas (1979-80-81-82).

MOST CONSECUTIVE GAMES RETURNING AN INTERCEPTION FOR A TOUCHDOWN

Games:
2, by Duke Ihenacho (2008),
2, by Jay Taylor (1987),
2, by Ken Thomas (1979).

DEFENSE

MOST TOTAL TACKLES

Game:
27 (15 primary & 12 assists) by Frank Manumaleuga at Colorado (9-23-78).
Game, Opponent:
23 (9 unassisted, 14 assisted) by Del Lyles, Utah State (9-28-91).
Bowl Game:
18 (11 primary & 7 assists) by Matt Castelo vs. New Mexico (New Mexico Bowl, 12-23-06),
18 (12 primary & 6 assists) by Yepi Pauu vs. Eastern Michigan (California Bowl, 12-12-87),
18 (14 primary & 4 assists) by Dave Chaney vs. Memphis State (Pasadena Bowl, 12-18-71).

Season:
232 (107 primary & 125 assists) by Randy Gill (1977).
Career:
527 (297 primary & 230 assists) by Dave Chaney (1969-70-71).

CONSECUTIVE GAMES WITH 20 OR MORE TACKLES (Since 2000)

2, by Keith Smith (21 at Minnesota, 9-21-13,
20 vs. Utah State, 9-27-13).

MOST PRIMARY TACKLES

Game:
21, by Dave Chaney vs. Fresno State, (11-21-70).
Game, Opponent:
15, by Donnell Porter, UNLV, (10-31-92).
Season:
125, by Dave Chaney (1970).
Career:
297, by Dave Chaney (1969-70-71).

MOST ASSISTED TACKLES

Game:
18, by Ezekiel Staples vs. Rice (10-2-04),
18, by Randy Gill at California (10-1-77).
Game, Opponent:
16, Chris Tsangaris, Long Beach State (9-21-91).
Season:
125, by Randy Gill (1977).
Career:
242, by Keith Smith (2010-11-12-13).
MOST TACKLES FOR LOSS
Game:
6.0, by Travis Johnson, vs. UC Davis (9-7-12),
6.0, by Carl Ihenacho, at New Mexico State (10-18-08),
6.0, by Bob Overly, vs. UNLV (9-5-81).
Game, Opponent:
5.0, by Dontay Moch, Nevada (10-9-10),
5.0, by Willie Howard, Stanford (10-2-99).
Season:
24.5, by Bob Overly (1981).
Career:
49.0, by Travis Johnson (2009-10-11-12).

MOST QUARTERBACK SACKS

Game:
4.0. by Cade Hall, vs. Nevada (10-29-22),
4.0. by Cade Hall, vs. UNLV (10-14-20),
4.0, by Travis Johnson, vs. UC Davis (9-7-12),
4.0, by Travis Johnson, vs. Idaho (11-5-11),
4.0, by Raymond Bowles, vs. UNLV (11-2-91),
4.0, by Lyneil Mayo, at Stanford (9-30-89),
4.0, by Bob Overly, at Stanford (9-19-81).
Season:
17.0, by Bob Overly (1981).
Career:
32.0, by Travis Johnson (2009-10-11-12).

MOST FORCED FUMBLES

Game:
2, by Carl Ihenacho, vs. UC Davis (8-30-08),
2, by Philip Perry, at Hawai'i (11-02-02),
2, by Philip Perry, at Washington (9-07-02).
Bowl Game:
2, by Matt Castelo (New Mexico Bowl, 12-23-06).

Season:
7, by Philip Perry (2002).

MOST FUMBLES RECOVERED

Season:
5, by Rayford Roberson (1976).

Career:
11, by Rayford Roberson (1975-78),
11, by Carl Ekern (1972-75).

LONGEST FUMBLE RETURN

95, by Troy Jensen, at Stanford (9-26-92)

MOST PASSES DEFENSED (Interceptions + Passes Broken Up)

Game:
5, by Dasheon Frierson, at Hawai'i (10-5-13).
Game, Opponent:
4, by Kevin Millhouse, Hawai'i (11-3-01),
4, by Lawson, Long Beach State (10-13-90).
Season:
23, by Omarr Smith (1997).
Career:
44, by Omarr Smith (1995-96-97-98).

TEAM RECORDS

WINS

MOST WINS

Season: 13 (1939).

MOST CONSECUTIVE WINS

Season: 13 (1939).
Two seasons: 13 (12-4-37 through 11-27-38),
13 (9-23-40 through 9-26-41).

MOST HOME WINS

Season: 10 (1939).

MOST ROAD WINS

Season: 7 (7 wins, 0 losses), (1940).

MOST CONSECUTIVE HOME WINS

Season: 10 (1939).
Two seasons: 16 (9-23-38 through 11-30-39).

MOST CONSECUTIVE ROAD WINS

Season: 7 (1940).
Multiple seasons: 11 (9-24-39 through 10-24-41).

RUSHING

MOST ATTEMPTS

Game: 71, vs. Santa Clara (10-7-50).
Opp., game: 81, by Rice (10-16-99).
Season: 509 (1971).
Opp., season: 686 (2017).

MOST YARDS GAINED RUSHING

Game: 487, vs. UC Santa Barbara (10-21-49).
Opp., game: 570, by Rice (10-2-04).
Season: 2,478 (1952).
Opp., season: 3,710 (2017).

AVERAGE RUSHING YARDS GAINED PER GAME

Season: 275.4 (1952).
Opp., season: 285.4 (2017).

AVERAGE YARDS GAINED PER ATTEMPT

Game: 11.3 (464 yards on 41 attempts),
vs. Tulsa (10-27-01).
Opp., game: 9.0 (559 yards on 62 attempts),
by Washington (11-16-96).
Season: 5.6 (1952).
Opp., season: 6.1 (2009).

MOST RUSHING TOUCHDOWNS

Game: 13, vs. Mexico (9-10-49).
Opp., game: 8, by Nevada (11-8-09),
8, by Boise State (11-13-04),
8, by Rice (10-2-04).
Season: 41 (1952).
Opp., season: 45 (2005).

PASSING

MOST PASSES ATTEMPTED

Game: 67, at Stanford (9-6-03).
Opp., game: 75, by Hawai'i (10-12-07).
Bowl game: 63, vs. Toledo (12-19-81).
Season: 496 (2013).
Opp., season: 475 (2002).

MOST PASSES COMPLETED

Game: 42, vs. Navy (11-22-13).
Opp., game: 44, by Hawai'i (10-12-07).
Bowl game: 43, vs. Toledo (12-19-81).
Season: 336 (2012).

MOST PASSING YARDS

Game: 577, vs. Fresno State (11-29-13).
Opp., game: 565, by Nevada (11-10-01).
Season: 4,325 (2012).
Opp., season: 3,906 (2002).

AVERAGE PASSING YARDS GAINED PER GAME

Season: 355.9 (2013).
Opp., season: 300.5 (2002).

MOST PASSING TOUCHDOWNS

Game: 7, at UTEP (11-8-03),
7, at Fresno State (10-3-81).
Opp., game: 5, by Fresno State (11-20-99).
Season: 35, (2012, 2013).
Opp., season: 32, (2002).

HIGHEST PERCENTAGE OF PASSES

COMPLETED (Minimum of 20 pass attempts)
Game: 88.5 (23 of 26), at Stanford (9-20-08).
Opp., game: 83.3 (20 of 24), by California (9-7-96).
Season: 71.8 (336 of 468), (2012).
Opp., season: 62.9 (256 of 407), (2005).

MOST PASSES HAD INTERCEPTED

Game: 6, vs. Fresno State (11-21-70),
6, vs. New Mexico (11-1-69),
6, at Fresno State (11-20-65).
Season: 30 (1969).
Opp., season: 33 (1949).

FEWEST PASSES HAD INTERCEPTED

Season: 6 (2003).
Opp., season: 6 (1999), (1962), (1956).

TOTAL OFFENSE

MOST PLAYS

Game: 106, at CS Long Beach (10-27-79).
Opp., game: 101, by Hawai'i (10-12-07),
101, by California (10-6-90).
Season: 974 (1978).
Opp., season: 1,045 (2017).

MOST YARDS GAINED

Game: 849, vs. Nevada (11-10-01).
Opp., game: 791, by Nevada (11-10-01).
Season: 5,919 (2013).
Opp., season: 6,491 (2017).

AVERAGE YARDS GAINED PER PLAY

Game: 10.7, at Pacific (11-13-76).
Opp., game: 9.3, by Nevada (11-10-01).
Season: 7.6 (1986).
Opp., season: 6.9 (1996, 2001).

AVERAGE YARDS GAINED PER GAME

Season: 493.2 (2013).
Opp., season: 500.8 (2001).

FIRST DOWNS

MOST FIRST DOWNS

Game: 36, vs. Fresno State (11-29-13).
Opp., game: 35, by Colorado (9-11-99).
Season: 295 (2013, 12 games).
Opp., season: 320 (2002, 13 games).

FEWEST FIRST DOWNS

Game: 4, at Arizona State (9-15-84).
Opp., game: 4, by UNLV (11-19-88).

SCORING

MOST POINTS SCORED

Quarter: 35 (second quarter), at UTEP (11-8-03).
Opp., quarter: 35 (first quarter), by Baylor (9-10-94).
Half: 48 (1st half, 13-35), at UTEP (11-8-03).
Opp., half: 49 (1st half, 35-14), by Baylor (9-10-94).
Overtime: 14, vs. Navy (11-22-13).
Overtime, Opponent: 20, by Navy (11-22-13).
Game: 70, vs. Rice (10-2-04),
103, vs. Mexico (9-10-49).
Opp., game: 79, by Stanford Frosh (1923),
77, by Boise State (10-24-03).
Two Consecutive Games: 114 - 62, vs. Fresno State (11-29-13)
& 52, vs. Navy (11-22-13).
175 – 71, vs. Mexico (12-4-48)
& 104 vs. Mexico (9-10-49).
Two Consecutive Games, Opponent: 115 - 54, by Utah (9-16-17)
& 61, by Utah State (9-23-17).
Season: 452 (2012, 13 games),
457* (1949, 12 games).
Opp., season: 542 (2017, 13 games).

MOST TOUCHDOWNS SCORED

Game: 10, vs. Rice (10-2-04),
10, at UTEP (11-8-03),
16, vs. Mexico (9-10-49).
Opp., game: 10, by Boise State (10-24-03),
10, by Stanford (9-21-68).
Season: 57 (17 rushing, 35 passing,
2 kickoff return, 2 fumble returns,
1 interception return) (2012),
71* (1949).
Opp., season: 65 (2005).
* – includes a 103-0 win over the University of Mexico

MOST TOUCHDOWNS SCORED BY RUSHING AND PASSING

Season: 52 (2012).
Opp., season: 62 (2005).

HIGHEST SCORING TIE

Game: 48-48, vs. Utah State (9-10-79).

LOWEST SCORING TIE

Game: 0-0, 10 times, last at Fresno State (11-14-41).

ONE-SIDED WIN

Game: 59-0, vs. College of Idaho (9-20-37).

TEAM RECORDS

ONE-SIDED LOSS

Game: 79-0, by Stanford Frosh (1923).

COME-FROM-BEHIND WIN

Game: 70-63 (trailed 34-7 in the second quarter), vs. Rice (10-2-04).

MOST POINTS SCORED BY TWO TEAMS

Quarter: 61 (fourth quarter - San José State 34, Hawai'i 27), (11-5-99).
Half: 83 (first half - San José State 42, Fresno State 41), (11-29-13).
Game: 133 (San José State 70, Rice 63), (10-2-04).

FEWEST POINTS ALLOWED

Season: 29 (1939).

FEWEST TOUCHDOWNS ALLOWED

Season: 3 (1939).

MOST SHUTOUTS

Season: 8 (1939).

MOST CONSECUTIVE GAMES SCORING

135 (9-23-72 through 9-8-84).

KICK SCORING

MOST FIELD GOALS MADE

Game: 4, seven times, most recent, vs. Boise State (12-19-20).
Opp., game: 5, at Utah State (9-21-85).
Season: 22 (2013).

MOST KICKING PAT'S

Game: 10, vs. Rice (10-2-04).
Opp., game: 10, by Boise State (10-24-03).
Season: 54 (2012).
Opp., season: 58 (2005).

CONSECUTIVE KICKING PAT'S

Game: 10, vs. Rice (10-2-04).
Opp., game: 10, by Boise State (10-24-03).
Season: 40, (40 for 40), 2005.
All-Time: 58, (12 for 12, 40 for 40, 6 for 6), 2003-05, 58, (2 for 2, 33 for 33, 23 for 23), 1997-99.

MOST KICK SCORING POINTS

Game: 16, vs. Pacific (10-19-91).
Season: 108 (2012).

PUNTING

MOST PUNTS

Game: 17 (630 yards), at Wyoming (10-25-69).
Season: 86 (3,726 yards), (2017).
Opp., season: 92 (3,677 yards), (1981).

FEWEST PUNTS

Game: 0, at Hawai'i (11-09-19)
0, vs. Hawai'i (11-15-14),
0, at Hawai'i (11-18-06).
Opp., game: 0, last by Hawai'i (11--09-19).
Two teams, game: 0, San Jose State at Hawai'i (11-09-19)
Season: 34 (1,444 yards), (1960).
Opp., season: 33 (1,356 yards), (2001).

MOST PUNTING YARDS

Game: 630 yards (17 punts), at Wyoming (10-25-69).
Season: 3,726 (86 punts), (2017).

NET PUNTING AVERAGE

Season: 42.4 (2,280 yards on 48 punts), (2015).

KICKOFF RETURNS

MOST KICKOFF RETURNS

Game: 14 (200 yards) at BYU (11-25-67).
Season: 70 (1,479 yards), (2010).

MOST KICKOFF RETURN YARDAGE

Game: 253 (7 returns) at San Diego State (9-22-12).
Opp., game: 208 (5 returns) by UTEP (10-16-01).
Season: 1,479 (70 returns), (2010).

PUNT RETURNS

MOST PUNT RETURNS

Game: 8 (57 yards) vs. Utah State (10-11-86).
Season: 52 (293 yards), (1988).

MOST PUNT RETURN YARDAGE

Game: 150 (7 returns) at UTEP, (10-18-97).
Season: 445 (51 returns), (1990).

DEFENSE

FEWEST YARDS ALLOWED

Game: Minus-11 vs. Mexico (12-4-48),
5, vs. Texas A&I (9-18-39).
Opp., game: 39, by Wyoming (10-25-69).
Season: 927 (1939).

FEWEST YARDS ALLOWED PER GAME

Season: 71.3 (1939).

FEWEST RUSHING YARDS ALLOWED

Game: Minus-49, vs. San Diego State (11-6-71).
Opp., game: Minus-52, by Wyoming (11-4-67).
Season: 724 (1986).

FEWEST PASSING YARDS ALLOWED

Game: Minus-25, vs. Fresno State (11-24-39).
Opp., game: 3, by Oregon (9-20-75).
Season: 727 (1953).

FEWEST PASSING YARDS ALLOWED PER GAME

Season: 88 (1953).

INTERCEPTIONS

MOST INTERCEPTIONS

Game: 6, vs. Hawai'i (11-15-97),
6, vs. Louisiana Tech (10-23-83).
Season: 33 (481 yards), (1949).

MOST INTERCEPTION YARDAGE

Game: 153, at SMU (10-7-00).
Opp., game: 205, by CS Fullerton (11-12-88).
Season: 481 (33 interceptions), (1949).

INTERCEPTIONS RETURNED FOR A TOUCHDOWN

Game: 2, last at New Mexico State (10-18-08).
Opp., Game: 2, last by Louisiana Tech (10-18-08).
Season: 6 (2000).
FEWEST INTERCEPTIONS
Season: 6 (1999), (1962), (1956).

CONSECUTIVE GAMES INTERCEPTING A PASS

Team: 13 (10-20-01 through 10-5-02).

QUARTERBACK SACKS

Game: 13, vs. Pacific (11-14-81).
Opp: 13, by Utah State (10-13-12)
Season: 58 (1986).
Season, fewest: 7 (1981).

FUMBLES

MOST FUMBLES

Game: 8, vs. CS Fullerton (10-3-85).
Opp., game: 11, by Arizona State (11-7-70).
Season: 46 (1954).
Opp., season: 44 (1950).

MOST FUMBLES LOST

Game: 5, vs. CS Fullerton (11-15-80),
5, at Stanford (9-16-78).
Opp., game: 8, by Arizona State (11-7-70).
Season: 27 (1954).
Opp., season: 27 (1969).

FEWEST FUMBLES LOST

Season: 3 (2007).

TURNOVERS

FEWEST LOST

Season: 9
(2022, 12 games, 7 int., 2 fum.)
(2020, 8 games, 9 int.)

MOST GAINED

Season: 44 (12 fumbles, 32 interceptions) (1939).

PENALTIES

MOST PENALTIES

Game: 24 (199 yards), vs. Fresno State (10-4-86).
Opp., game: 21 (202 yards), by California (9-7-96),
21 (163 yards), by San Diego State (11-14-98).
Season: 133 (999 yards), (1987).

FEWEST PENALTIES

Game: 0, last at Brigham Young (10-8-11).
Opp., game: 0, last by Navy (9-29-12).
Season: 40 (378 yards) (2011).

MOST PENALTY YARDAGE

Game: 199 yards (24 penalties), vs. Fresno State (10-4-86).
Opp., game: 202 yards (21 penalties), by California (9-7-96).
Season: 1,187 (131 penalties), (1986).

LEAST PENALTY YARDAGE

Game: 0 yards, last at Brigham Young (10-8-11).

BRENT BRENNAN

Head Football Coach



Brent Brennan, a San Jose native and second-generation Spartan, enters his seventh season as the San José State University football head coach in 2023 and led the Spartans to a 7-5 record in 2022 including a trip to the Famous Idaho Potato Bowl. Brennan is the first head coach to lead the Spartans to two bowl games since Claude Gilbert in 1986 and 1987. This was also the first time since 1987 the Spartans have gone to two bowl games in three seasons.

In 2022, SJSU led the country with only six turnovers during the regular season and +12 overall in the regular season which led the Mountain West Conference. Viliami Fehoko was named Mountain West Defensive Player of the Year and is the second under Brennan to do so following Cade Hall in 2020. In the past three seasons, the Spartans have had 33 players with Mountain West honors and two defensive players of the year. Quarterback Chevan Cordeiro led the Mountain West with 3,251 yards passing and 23 throwing touchdowns. He also led the Mountain West with 31 total touchdowns. The 23 passing touchdowns were the most under Brennan in a season and the nine quarterback rushing touchdowns are a SJSU modern day record. Wide receiver Elijah Cooks ended the campaign with 10 touchdowns which is the most under Brennan and had 1,076 yards on the season. It was the second time under Brennan that a quarterback threw for over 3,000 yards and a wide receiver had over 1,000 yards receiving.

In 2020, Brennan led the Spartans to a 7-1 record with their first Mountain West Conference championship and first league title of any kind since sharing the 1991 Big West Conference championship and first outright crown since winning the Big West in 1990. The Spartans were back in the post-season bowl picture for the first time since 2015 and ranked in the final Associated Press poll since 2012 (24).

The Spartans ended the 2020 season at the Offerpad Arizona Bowl while playing the fifth toughest schedule of the season according to the NCAA.

San Jose State's .875 winning percentage from its 7-1 record was the third best in school history and best by a Spartan team since 1940. The Spartans were one of the last four undefeated teams in the Football Bowl Subdivision (FBS) in 2020. Brennan became the first San Jose State football coach to receive votes in the Associated Press' coach of the year balloting with three first place votes and a fifth-place finish. He was a semifinalist for the Football Writers Association of America (FWAA) Eddie Robinson Coach of the Year Award and the George Munger Coach of the Year Award conveyed by the Maxwell Football Club of Philadelphia.

2020 Coaching Honors & Accolades

- Lombardi Foundation College Coach of the Year
- Mountain West Coach of the Year
- American Football Coaches Association Region V Coach of the Year
- Fifth in the Associated Press Coach of the Year balloting with three first-place votes
- Semifinalist for the Eddie Robinson (FWAA) and George Munger (Maxwell Club) Coach of the Year awards

Brent Brennan year-by-year in coaching

Year	Team	Assignment
2023	San José State	Head Coach (0-2)
2022	San José State	Head Coach (7-5)
2021	San José State	Head Coach (5-7)
2020	San José State	Head Coach (8-1) Mountain West Champions
2019	San José State	Head Coach (5-7)
2018	San José State	Head Coach (1-11)
2017	San José State	Head Coach (2-11)
2016	Oregon State	Outside Receivers Coach
2015	Oregon State	Wide Receivers Coach
2014	Oregon State	Wide Receivers Coach
2013	Oregon State	Wide Receivers Coach
2012	Oregon State	Wide Receivers Coach
2011	Oregon State	Wide Receivers Coach
2010	San José State	Wide Receivers Coach
2009	San José State	Offensive Tackles & Tight Ends Coach/ Special Teams Coordinator
2008	San Jose State	Tight Ends Coach/Special Teams Coordinator
2007	San José State	Tight Ends Coach/Special Teams Coordinator
2006	San José State	Wide Receivers Coach/Recruiting Coordinator
2005	San José State	Wide Receivers Coach/Recruiting Coordinator
2004	Cal Poly	Assistant Coach
2003	Cal Poly	Assistant Coach
2002	Cal Poly	Assistant Coach
2001	Cal Poly	Assistant Coach
2000	Arizona	Graduate Assistant
1999	Washington	Graduate Assistant
1998	Hawai'i	Graduate Assistant

Bowl Game Participation

- 2022 Famous Idaho Potato Bowl (coach)
- 2020 Arizona Bowl (coach)
- 2013 Hawai'i Bowl (coach)
- 2012 Alamo Bowl (coach)
- 2006 New Mexico Bowl (coach)
- 1998 Holiday Bowl (coach)
- 1993 Rose Bowl (player)
- 1991 John Hancock Sun Bowl (player)



collegepressbox
SINCE 2005 EVERYTHING BUT THE PREGAME MEAL

2024

NATIONAL CHAMPIONSHIP

JANUARY 8 | HOUSTON

133 Teams
10 Conferences
42 Bowls
25 Awards

collegepressbox is the official
media website for Division I football

Access and download game notes, quotes, statistics, media guides,
headshots, logos and more for all FBS schools, conferences,
postseason games, awards and the College Football Playoff

For access, please register for an account at:
collegepressbox.com/register

 **collegepressbox**

 **collegepressboxvideo**

SJSU UNOFFICIAL DEPTH CHART

OFFENSE

QB	2	Chevan Cordeiro	6-1	196	Sr.
	9	Jay Butterfield	6-6	225	So-R.
Or	10	Tyler Voss	6-3	190	Fr-R.
RB	32	Kairee Robinson	5-7	195	Sr.
	23	Jabari Bates	5-6	170	Fr-R.
Or	7	Quali Conley	5-10	207	Jr.
TE	81	Dominick Mazotti	6-4	250	Jr-R.
Or	88	Sam Olson	6-3	242	Jr-R.
WR	11	Justin Lockhart	6-3	197	Sr.
	0	Isaac Jernagin	5-10	182	Jr.
WR	3	Nick Nash	6-3	198	Jr-R.
	12	Malikhi Miller	6-4	209	Jr-R.
WR	4	Charles Ross	6-1	171	Jr-R.
	13	Branden Alvarez	5-9	188	So-R.
LT	79	Fernando Carmona, Jr.	6-5	325	So-R.
	70	Malik Williams	6-5	307	So-R.
LG	71	Tyler Ostrom	6-2	305	Gr.
	78	Jake Steele	6-4	306	Fr-R.
C	74	Anthony Pardue	6-4	317	Gr.
	67	Kai Davison	6-1	279	So-R.
RG	61	Marist Talavou	6-3	327	Jr-R.
	71	Tyler Ostrom	6-2	305	Gr.
RT	54	Jaime Navarro	6-3	310	Gr.
	70	Malik Williams	6-5	307	So-R.

DEFENSE

DE	3	Tre Smith	6-5	255	So-R.
	92	Natano Woods	6-6	250	So-R.
NT	96	Jay Kakiva	6-4	307	Gr.
Or	42	Soane Toia	6-0	280	Jr.
DE	4	Noah Lavulo	6-2	260	Sr.
	40	Tavarius Pitts	6-1	245	Jr.
LB	9	Matthew Tago	6-2	223	Sr-R.
	23	Justin Stearns	6-2	240	Fr-R.
LB	6	Bryun Parham	5-11	212	Jr.
	26	Ethan Powell	6-2	216	So.
LB	10	Jordan Pollard	6-0	200	So.
	35	Charles Rogers	6-1	218	Sr.
LB	14	Elijah Wood	6-2	205	So-R.
	41	Taniela Latu	6-1	237	Jr.
CB	25	Michael Dansby	5-11	181	So.
	8	Jay'Vion Cole	5-10	175	So.
S	22	Tre Jenkins	5-11	216	Gr.
	27	Andrew Jenkins	5-9	194	Gr.
S	1	Chase Williams	6-1	200	Sr-R.
	29	Jalen Apalit-Williams	6-1	197	So-R.
CB	7	Kenyon Reed	5-10	176	Jr-R.
	2	DJ Harvey	5-11	190	So-R.

SPECIAL TEAMS

K	11	Kyler Halvorsen	5-10	183	Jr.
Or	49	Taren Schive	5-10	182	Jr.
P	99	Alex Weir	6-0	195	Sr.
KO	11	Kyler Halvorsen	5-10	183	Jr.
Or	49	Taren Schive	5-10	182	Jr.
LS	51	Andrew Gonneville	6-1	217	Sr.
KR	20	Jabari Bates	5-6	170	Fr-R.
Or	0	Isaac Jernagin	5-10	182	Jr.
PR	2	DJ Harvey	5-11	190	So-R.

SJSU unofficial depth chart compiled by communications staff as of 9/4/23

LAST BOWL GAME - 2022 FAMOUS IDAHO POTATO BOWL



BOISE, Idaho - Chevan Cordeiro threw for 366 yards and three touchdowns and ran for another, plus Isaiah Hamilton caught a season-best five passes for a career-high 137 yards and one touchdown to lead San José State (7-5, 5-3 MW) in a 41-27 loss against Eastern Michigan (9-4, 5-3 MAC) in the Famous Idaho Potatoes Bowl on Tuesday afternoon.

- Cordeiro became the first Spartans quarterback to throw for more than 3,000 yards in a season since Josh Love in 2019.
- Cordeiro became the first Spartans quarterback to rush for nine touchdowns in a season in the modern era.
- Cordeiro's 366 passing yards were a single-game season high for the Spartans quarterback.
- For Cordeiro, it was his third game of the season with three or more passing touchdowns and his sixth consecutive game of at least two touchdown passes.
- Elijah Cooks became the first Spartans receiver to garner more than 1,000 receiving yards in a season since Tre Walker in 2019.
- For Hamilton, the 137 receiving yards were a single-game career high.
- The Spartans generated 498 yards of total offense which were the most in a single game by the Spartans this season.
- Justin Lockhart had his first touchdown of the season.
- Bryun Parham amassed his third sack of the season.
- Rico Tolefree picked up his first sack of the season.
- Michael Dansby collected his second career interception.
- Nick Nash caught his first touchdown of his career.
- Kyle Harmon recorded his fourth sack of the season and his first forced fumble and first fumble recovery of the season.

Team Statistics report
Eastern Mich. vs San Jose St. (Dec 20, 2022)

Date: Dec 20
Site: Boise
Stadium: Albertsons St
Attendance:

FULL GAME	EMU	SJSU
FIRST DOWNS	22	24
Rushing	10	6
Passing	11	17
Penalty	1	1
NET YARDS RUSHING	118	132
Rushing Attempts	41	25
Average Per Rush	2.9	5.3
Rushing Touchdowns	3	1
Yards Gained Rushing	158	145
Yards Lost Rushing	40	13
NET YARDS PASSING	298	366
Completions-Attempts-Int	18-30-1	26-46-3
Average Per Attempt	9.9	8.0
Average Per Completion	16.6	14.1
Passing Touchdowns	2	3
TOTAL OFFENSE YARDS	416	498
Total offense plays	71	71
Average Gain Per Play	5.9	7.0
Fumbles: Number-Lost	2-1	0-0
Penalties: Number-Yards	2-30	6-55
PUNTS-YARDS	4-165	2-64
Average Yards Per Punt	41.2	32.0
Net Yards Per Punt	41.2	32
Inside 20	0	0
50+ Yards	1	0
Touchbacks	0	0
Fair catch	1	2
KICKOFF-YARDS	7-453	5-291
Average Yards Per Kickoff	64.7	58.2
Net Yards Per Kickoff	39.9	40.6
Touchbacks	6	2
Fair Catch Yards	0	0
Punt returns: Number-Yards-TD	0-0-0	0-0-0
Average Per Return	0.0	0.0
Kickoff returns: Number-Yds-TD	3-38-0	1-24-0
Average Per Return	12.7	24.0
Interceptions: Number-Yds-TD	3-32-0	1-0-0
Fumble Returns: Number-Yds-TD	0-0-0	0-0-0
Miscellaneous Yards	87	0
Possession Time	33:03	26:57
1st Quarter	06:28	08:32
2nd Quarter	10:03	04:57
3rd Quarter	08:30	06:30
4th Quarter	08:02	06:58
Third-Down Conversions	6-14	5-13
Fourth-Down Conversions	2-2	1-3
Red-Zone Scores-Chances	3-4	3-4
Touchdowns	3-4	3-4
Field goals	0-4	0-4
Sacks By: Number-Yards	2-9	3-28
PAT Kicks	4-4	3-4
2Pts Conversions	1-1	0-0
Field Goals	1-1	0-1
Points off Turnover	14	0

Individual Statistics report
Eastern Mich. vs San Jose St. (Dec 20, 2022)

Date: Dec 20, 2022
Site: Boise, Idaho
Stadium: Albertsons Stadium
Attendance: 10122

FULL GAME

EASTERN MICH.

RUSHING	No.	Gain	Loss	Net	TD	Lg	Avg
Samson Evans	25	85	3	82	2	13	3.3
Jaylon Jackson	7	54	0	54	1	31	7.7
TEAM	2	0	2	-2	0	0	-1.0
Taylor Powell	7	19	35	-16	0	7	-2.3
Totals:	41	158	40	118	3	31	2.9

PASSING	C-A-I	Yds	TD	Long	Sack
Taylor Powell	18-30-1	298	2	58	3
Totals:	18-30-1	298	2	58	3

RECEIVING	TAR	No.	Yards	YAC	TD	Long
Darius Lassiter	8	6	108	43	2	45
Dylan Drummond	5	3	85	47	0	58
Tanner Krue	3	3	40	6	0	21
Gunner Oakes	4	2	27	19	0	19
Hassan Beydoun	2	2	22	13	0	13
Samson Evans	1	1	10	9	0	6
Andreas Pasake	4	1	6	0	0	6
Totals:	27	18	298	137	2	58

PUNTING	No.	Yds	Avg	Long	In20	TB
Mitchell Tomasek	4	165	41.2	53	0	0
Totals:	4	165	41.2	53	0	0

RETURNS	No	Yds	Lg	No	Yds	Lg	No	Yds	Lg
Jaylon Jackson	0	0	0	2	20	13	0	0	0
Elijah Jackson-Anderson	0	0	0	1	18	18	0	0	0
Luka Cameron	0	0	0	0	0	0	1	7	7
Joshua Scott	0	0	0	0	0	0	1	0	0
Russell Vaden	0	0	0	0	0	0	1	25	25
Totals:	0	0	0	3	38	18	3	32	25

FIELD GOALS	Qtr	Time	Dist	Result
Jesus Gomez	3rd	08:23	51	GOOD
KICKOFFS	No.	Yards	Avg	TB
Brady Pohl	7	453	64.7	6
ALL-PURPOSE	Rush	Rcv	KR	PR
Darius Lassiter	0	108	0	0
Samson Evans	82	10	0	0
Dylan Drummond	0	85	0	0
Jaylon Jackson	54	0	20	0

Brady Pohl	7	453	64.7	6	0	
ALL-PURPOSE	Rush	Rcv	KR	PR	IR	Total
Darius Lassiter	0	108	0	0	0	108
Samson Evans	82	10	0	0	0	92
Dylan Drummond	0	85	0	0	0	85
Jaylon Jackson	54	0	20	0	0	74

SAN JOSE ST.

RUSHING	No.	Gain	Loss	Net	TD	Lg	Avg
Kairee Robinson	14	59	3	56	0	14	4.0
Chevan Cordeiro	9	60	10	50	1	27	5.6
Nick Nash	2	26	0	26	0	20	13.0
Totals:	25	145	13	132	1	27	5.3

PASSING	C-A-I	Yds	TD	Long	Sack
Chevan Cordeiro	26-44-2	366	3	37	2
Elijah Cooks	0-1-1	0	0	0	0
TEAM	0-1-0	0	0	0	0
Totals:	26-46-3	366	3	37	2

RECEIVING	TAR	No.	Yards	YAC	TD	Long
Elijah Cooks	11	6	93	43	0	25
Isaiah Hamilton	7	5	137	6	1	37
Nick Nash	4	4	51	12	1	17
Isaac Jernagin	7	3	19	29	0	8
Kairee Robinson	3	3	17	20	0	7
Justin Lockhart	3	2	12	2	1	8
Malikhi Miller	3	2	11	3	0	8
Jackson Canaan	4	1	26	11	0	26
Charles Ross	3	0	0	0	0	0
Totals:	45	26	366	126	3	37

PUNTING	No.	Yds	Avg	Long	In20	TB
Travis Benham	1	27	27.0	27	0	0
Alex Weir	1	37	37.0	37	0	0
Totals:	2	64	32.0	37	0	0

RETURNS	No	Yds	Lg	No	Yds	Lg	No	Yds	Lg
Isaac Jernagin	0	0	0	1	24	24	0	0	0
Michael Dansby	0	0	0	0	0	0	1	0	0
Totals:	0	0	0	1	24	24	1	0	0

FIELD GOALS	Qtr	Time	Dist	Result
Taren Schive	1st	10:27	46	MISSED
KICKOFFS	No.	Yards	Avg	TB
Taren Schive	5	291	58.2	2
ALL-PURPOSE	Rush	Rcv	KR	PR
Isaiah Hamilton	0	137	0	0
Elijah Cooks	0	93	0	0
Nick Nash	26	51	0	0
Kairee Robinson	56	17	0	0



2023-24 San Jose St. Football
Game Results
All games

Page 1/1
as of Sep 06, 2023

Team Results

Date	Opponent		Score	Overall	Conf	Time	Attend
08/26/2023	at Southern California	L	28-56	0-1	0-0	3:27	63411
09/03/2023	Oregon St.	L	17-42	0-2	0-0	3:14	20337



2023-24 San Jose St. Football
Team Game-by-Game
All games

Page 1/1
as of Sep 06, 2023

		Rushing				Receiving				Passing				Kick Returns				Punt Returns				tot		
Date	Opponent	no.	yds	td	lg	no.	yds	td	lg	cmp	att	int	yds	td	lg	no.	yds	td	lg	no.	yds	td	lg	off
08/26/2023	at Southern California	27	198	1	57	21	198	3	32	21	39	0	198	3	32	3	53	0	27	0	0	0	0	396
09/03/2023	Oregon St.	22	56	1	21	25	232	1	29	25	42	0	232	1	29	2	16	0	16	0	0	0	0	288
San Jose St.		49	254	2	57	46	430	4	32	46	81	0	430	4	32	5	69	0	27	0	0	0	0	684
Opponents		69	357	6	37	46	617	7	76	46	63	0	617	7	76	3	112	1	96	4	74	0	35	974

San Jose St. Averages

Games	Avg/ rush	Avg/ catch	Pass effc	KR avg	PR avg	All purpose avg/game	Total offense avg/game
2	5.2	9.3	117.7	13.8	0.0	376.5	342.0

Date	Opponent	Tackles				Sacks		Fumble		Pass Defense				blkd	PAT attempts			off	
		ua	a	total	tfl-yds	no	yds	ff	fr-yds	int-yds	qbh	brup	kick	kick	rush	rcv	saf	t/o	pts
08/26/2023	at Southern California	46	2	48	4.0-26	2	23	0	0-0	0-0	1	2	0	4-4	0	0	0	0	28
09/03/2023	Oregon St.	40	18	58	3.0-9	1	7	0	0-0	0-0	1	2	1	2-2	0	0	0	0	17
San Jose St.		86	20	106	7.0-35	3	30	0	0-0	0-0	2	4	1	6-6	0	0	0	0	45
Opponents		73	38	111	12.0-62	4	39	4	1-0	0-0	2	10	0	14-14	0	0	0	0	98

		Punting										Field Goals			Kickoffs				
Date	Opponent	no.	yds	avg	long	blkd	tb	fc	50+	i20	md-att	long	blkd	no.	yds	avg	tb	ob	
08/26/2023	at Southern California	7	320	45.7	56	0	2	0	1	1	0-0	0	0	4	240	60.0	2	0	
09/03/2023	Oregon St.	3	91	30.3	36	0	0	1	0	2	1-1	41	0	3	119	39.7	0	0	
San Jose St.		10	411	41.1	56	0	2	1	1	3	1-1	41	0	7	359	51.3	2	0	
Opponents		4	123	30.8	42	1	0	3	0	0	0-0	0	0	16	980	61.3	3	1	



2023-24 San Jose St. Football
Opponents Game-by-Game
All games

Page 1/1
as of Sep 06, 2023

		Rushing				Receiving				Passing				Kick Returns				Punt Returns				tot		
Date	Opponent	no.	yds	td	lg	no.	yds	td	lg	cmp	att	int	yds	td	lg	no.	yds	td	lg	no.	yds	td	lg	off
08/26/2023	at Southern California	34	160	3	37	24	341	4	76	24	35	0	341	4	76	1	96	1	96	3	66	0	35	501
09/03/2023	Oregon St.	35	197	3	28	22	276	3	31	22	28	0	276	3	31	2	16	0	9	1	8	0	8	473
Opponents		69	357	6	37	46	617	7	76	46	63	0	617	7	76	3	112	1	96	4	74	0	35	974
San Jose St.		49	254	2	57	46	430	4	32	46	81	0	430	4	32	5	69	0	27	0	0	0	0	684

Opponents Averages

Games	Avg/ rush	Avg/ catch	Pass effic	KR avg	PR avg	All purpose avg/game	Total offense avg/game
2	5.2	13.4	191.9	37.3	18.5	580.0	487.0

Date	Opponent	Tackles				Sacks		Fumble		Pass Defense				blkd	PAT attempts			off	
		ua	a	total	tfl-yds	no	yds	ff	fr-yds	int-yds	qbh	brup	kick	kick	rush	rcv	saf	t/o	pts
08/26/2023	at Southern California	41	12	53	7.0-41	1	22	1	0-0	0-0	1	4	0	8-8	0	0	0	0	56
09/03/2023	Oregon St.	32	26	58	5.0-21	3	17	3	1-0	0-0	1	6	0	6-6	0	0	0	0	42
Opponents		73	38	111	12.0-62	4	39	4	1-0	0-0	2	10	0	14-14	0	0	0	0	98
San Jose St.		86	20	106	7.0-35	3	30	0	0-0	0-0	2	4	1	6-6	0	0	0	0	45

		Punting										Field Goals			Kickoffs				
Date	Opponent	no.	yds	avg	long	blkd	tb	fc	50+	i20	md-att	long	blkd	no.	yds	avg	tb	ob	
08/26/2023	at Southern California	2	83	41.5	42	0	0	2	0	0	0-0	0	0	9	554	61.6	0	1	
09/03/2023	Oregon St.	2	40	20.0	40	1	0	1	0	0	0-0	0	0	7	426	60.9	3	0	
Opponents		4	123	30.8	42	1	0	3	0	0	0-0	0	0	16	980	61.3	3	1	
San Jose St.		10	411	41.1	56	0	2	1	1	3	1-1	41	0	7	359	51.3	2	0	



2023-24 San Jose St. Football
Overall Team Statistics
All games

Page 1/2
as of Sep 06, 2023

Team Statistics

	SJSU	OPP
Scoring	45	98
Points per game	22.5	49.0
Points Off Turnovers	0	0
First Downs	43	52
Rushing	16	22
Passing	19	29
Penalty	8	1
Rushing Yardage	254	357
Yards gained rushing	311	395
Yards lost rushing	57	38
Rushing attempts	49	69
Average per rush	5.2	5.2
Average per game	127.0	178.5
TDs Rushing	2	6
Passing Yardage	430	617
Comp-Att-Int	46-81-0	46-63-0
Average per pass	5.3	9.8
Average per catch	9.3	13.4
Average per game	215.0	308.5
TDs Passing	4	7
Total offense	684	974
Total plays	130	132
Average per play	5.3	7.4
Average per game	342.0	487.0
Kick returns: #-Yards	5-69	3-112
Punt returns: #-Yards	0-0	4-74
Int returns: #-Yards	0-0	0-0
Kick return average	13.8	37.3
Punt return average	0.0	18.5
Int return average	0.0	0.0
Fumbles-Lost	4-1	1-0
Penalties-Yards	8-61	17-133
Average per game	30.5	66.5
Punts-Yards	10-411	4-123
Average per punt	41.1	30.8
Net punt average	30.5	30.8
Kickoffs-Yards	7-359	16-980
Average per kick	51.3	61.3
Net kick average	26.9	41.3
Time of possession / game	29:23	30:36
3rd-down conversion	9/26	14/21
3rd-down pct	35%	67%
4rd-down conversion	2/4	1/3



2023-24 San Jose St. Football
Overall Team Statistics
All games

Page 2/2
as of Sep 06, 2023

	SJSU	OPP
4rd-down pct	50%	33%
Sacks by-Yards	3-30	4-39
Misc Yards	0	0
Touchdowns scored	6	14
Field goals - attempts	1-1	0-0
On-Side kicks	1-2	0-0
Red-zone scores	(5-5) 100%	(9-9) 100%
Red-zone touchdowns	(4-5) 80%	(9-9) 100%
PAT-attempts	(6-6) 100%	(14-14) 100%
2-point conversion-attempts	(0-0) 0%	(0-0) 0%
Attendance	20337	63411
Games / Avg per game	1/20337	1/63411
Neutral site games	-	0/0

Score by Periods

Team	1st	2nd	3rd	4th	OT	TOT
San Jose St.	0	17	7	21	0	45
Opponents	14	28	28	28	0	98



2023-24 San Jose St. Football
Overall Defense Statistics
All games

Page 1/1
as of Sep 06, 2023

Team Defense

			Tackles				Sacks	Pass defense			Fumbles		blkd	
##	Player	gp	ua	a	tot	tfl/yds	no-yds	int-yds	brup	qbh	fr-yds	ff	kick	saf
6	Bryun Parham	2	11	3	14	0.5-5	0.5-5	.	.	1
22	Tre Jenkins	2	11	1	12	.	.	.	1
3	Tre Smith	2	7	3	10	2.5-19	1.5-18
1	Chase Williams	2	7	2	9
10	Jordan Pollard	2	7	1	8	1-2
2	DJ Harvey	2	6	1	7	.	.	.	1
8	Jay'Vion Cole	2	7	.	7	1-7	1-7	.	2
7	Kenyon Reed	2	7	.	7
44	Jordan Cobbs	1	4	.	4
41	Taniela Latu	2	2	2	4	1-1
9	Matthew Tago	2	4	.	4	1-1
4	Noah Lavulo	2	2	2	4
35	Charles Rogers	2	1	2	3
29	Jalen Apalit-Williams	2	2	1	3
99	Alex Weir	2	2	.	2
96	Jay Kakiva	2	1	1	2
50	Gafa Faga	1	1	.	1
21	Kayden Collins	2	1	.	1
70	Malik Williams	2	1	.	1
26	Ethan Powell	2	1	.	1
42	Soane Toia	1	1	.	1
94	Mata Hola	1	.	1	1	1
97	John Norwood	2	1	.
Totals		2	86	20	106	7-35	3-30	0-0	4	2	0-0	0	1	0
Opponents		2	73	38	111	12-62	4-39	0-0	10	2	1-0	4	0	0



2023-24 San Jose St. Football
Team Game Highs
All games

Page 1/1
as of Sep 06, 2023

San Jose St. - Game Highs

RUSHES	27	at Southern California (08/26/2023)
YARDS RUSHING	198	at Southern California (08/26/2023)
YARDS PER RUSH	7.3	at Southern California (08/26/2023)
TD RUSHES	1	Oregon St. (09/03/2023)
	1	at Southern California (08/26/2023)
PASS ATTEMPTS	42	Oregon St. (09/03/2023)
PASS COMPLETIONS	25	Oregon St. (09/03/2023)
YARDS PASSING	232	Oregon St. (09/03/2023)
YARDS PER PASS	5.5	Oregon St. (09/03/2023)
TD PASSES	3	at Southern California (08/26/2023)
TOTAL PLAYS	66	at Southern California (08/26/2023)
TOTAL OFFENSE	396	at Southern California (08/26/2023)
YARDS PER PLAY	6.0	at Southern California (08/26/2023)
POINTS	28	at Southern California (08/26/2023)
SACKS BY	2	at Southern California (08/26/2023)
FIRST DOWNS	23	at Southern California (08/26/2023)
PENALTIES	5	Oregon St. (09/03/2023)
PENALTY YARDS	40	Oregon St. (09/03/2023)
TURNOVERS	1	Oregon St. (09/03/2023)
PUNTS	7	at Southern California (08/26/2023)
PUNTING AVG	45.7	at Southern California (08/26/2023)
LONG PUNT	56	at Southern California (08/26/2023)
PUNTS INSIDE 20	2	Oregon St. (09/03/2023)
LONG PUNT RETURN	0	Oregon St. (09/03/2023)
	0	at Southern California (08/26/2023)



2023-24 San Jose St. Football
Opponent Match Highs
All games

Page 1/1
as of Sep 06, 2023

Opponent - Game Highs

RUSHES	35	Oregon St. (09/03/2023)
YARDS RUSHING	197	Oregon St. (09/03/2023)
YARDS PER RUSH	5.6	Oregon St. (09/03/2023)
TD RUSHES	3	Oregon St. (09/03/2023)
	3	at Southern California (08/26/2023)
PASS ATTEMPTS	35	at Southern California (08/26/2023)
PASS COMPLETIONS	24	at Southern California (08/26/2023)
YARDS PASSING	341	at Southern California (08/26/2023)
YARDS PER PASS	9.9	Oregon St. (09/03/2023)
TD PASSES	4	at Southern California (08/26/2023)
TOTAL PLAYS	69	at Southern California (08/26/2023)
TOTAL OFFENSE	501	at Southern California (08/26/2023)
YARDS PER PLAY	7.5	Oregon St. (09/03/2023)
POINTS	56	at Southern California (08/26/2023)
SACKS BY	3	Oregon St. (09/03/2023)
FIRST DOWNS	27	Oregon St. (09/03/2023)
PENALTIES	9	Oregon St. (09/03/2023)
PENALTY YARDS	76	Oregon St. (09/03/2023)
TURNOVERS	0	Oregon St. (09/03/2023)
	0	at Southern California (08/26/2023)
PUNTS	2	Oregon St. (09/03/2023)
	2	at Southern California (08/26/2023)
PUNTING AVG	41.5	at Southern California (08/26/2023)
LONG PUNT	42	at Southern California (08/26/2023)
PUNTS INSIDE 20	0	Oregon St. (09/03/2023)
	0	at Southern California (08/26/2023)
LONG PUNT RETURN	35	at Southern California (08/26/2023)



2023-24 San Jose St. Football
Team Match Lows
All games

Page 1/1
as of Sep 06, 2023

San Jose St. - Game Lows

RUSHES	22	Oregon St. (09/03/2023)
YARDS RUSHING	56	Oregon St. (09/03/2023)
YARDS PER RUSH	2.5	Oregon St. (09/03/2023)
TD RUSHES	1	Oregon St. (09/03/2023)
	1	at Southern California (08/26/2023)
PASS ATTEMPTS	39	at Southern California (08/26/2023)
PASS COMPLETIONS	21	at Southern California (08/26/2023)
YARDS PASSING	198	at Southern California (08/26/2023)
YARDS PER PASS	5.1	at Southern California (08/26/2023)
TD PASSES	1	Oregon St. (09/03/2023)
TOTAL PLAYS	64	Oregon St. (09/03/2023)
TOTAL OFFENSE	288	Oregon St. (09/03/2023)
YARDS PER PLAY	4.5	Oregon St. (09/03/2023)
POINTS	17	Oregon St. (09/03/2023)
SACKS BY	1	Oregon St. (09/03/2023)
FIRST DOWNS	20	Oregon St. (09/03/2023)
PENALTIES	3	at Southern California (08/26/2023)
PENALTY YARDS	21	at Southern California (08/26/2023)
INTERCEPTIONS BY	0	Oregon St. (09/03/2023)
	0	at Southern California (08/26/2023)
PUNTS	3	Oregon St. (09/03/2023)
PUNTING AVG	30.3	Oregon St. (09/03/2023)
LONG PUNT	36	Oregon St. (09/03/2023)
PUNTS INSIDE 20	1	at Southern California (08/26/2023)
LONG PUNT RETURN	0	Oregon St. (09/03/2023)
	0	at Southern California (08/26/2023)



2023-24 San Jose St. Football
Opponent Match Lows
All games

Page 1/1
as of Sep 06, 2023

Opponent - Game Lows

RUSHES	34	at Southern California (08/26/2023)
YARDS RUSHING	160	at Southern California (08/26/2023)
YARDS PER RUSH	4.7	at Southern California (08/26/2023)
TD RUSHES	3	Oregon St. (09/03/2023)
	3	at Southern California (08/26/2023)
PASS ATTEMPTS	28	Oregon St. (09/03/2023)
PASS COMPLETIONS	22	Oregon St. (09/03/2023)
YARDS PASSING	276	Oregon St. (09/03/2023)
YARDS PER PASS	9.7	at Southern California (08/26/2023)
TD PASSES	3	Oregon St. (09/03/2023)
TOTAL PLAYS	63	Oregon St. (09/03/2023)
TOTAL OFFENSE	473	Oregon St. (09/03/2023)
YARDS PER PLAY	7.3	at Southern California (08/26/2023)
POINTS	42	Oregon St. (09/03/2023)
SACKS BY	1	at Southern California (08/26/2023)
FIRST DOWNS	25	at Southern California (08/26/2023)
PENALTIES	8	at Southern California (08/26/2023)
PENALTY YARDS	57	at Southern California (08/26/2023)
INTERCEPTIONS BY	0	Oregon St. (09/03/2023)
	0	at Southern California (08/26/2023)
PUNTS	2	Oregon St. (09/03/2023)
	2	at Southern California (08/26/2023)
PUNTING AVG	20.0	Oregon St. (09/03/2023)
LONG PUNT	40	Oregon St. (09/03/2023)
PUNTS INSIDE 20	0	Oregon St. (09/03/2023)
	0	at Southern California (08/26/2023)
LONG PUNT RETURN	8	Oregon St. (09/03/2023)



2023-24 San Jose St. Football
Individual Game Highs
All games

Page 1/1
as of Sep 06, 2023

San Jose St. - Individual Game Highs

RUSHES	11	Quali Conley vs Oregon St. (09/03/2023)
YARDS RUSHING	108	Quali Conley at Southern California (08/26/2023)
TD RUSHES	1 1	Sam Olson vs Oregon St. (09/03/2023) Kairee Robinson at Southern California (08/26/2023)
LONG RUSH	57	Quali Conley at Southern California (08/26/2023)
PASS ATTEMPTS	38	Chevan Cordeiro at Southern California (08/26/2023)
PASS COMPLETIONS	21	Chevan Cordeiro at Southern California (08/26/2023)
YARDS PASSING	198	Chevan Cordeiro at Southern California (08/26/2023)
TD PASSES	3	Chevan Cordeiro at Southern California (08/26/2023)
LONG PASS	32	Chevan Cordeiro at Southern California (08/26/2023)
RECEPTIONS	7	Nick Nash vs Oregon St. (09/03/2023)
YARDS RECEIVING	89	Nick Nash at Southern California (08/26/2023)
TD RECEPTIONS	3	Nick Nash at Southern California (08/26/2023)
LONG RECEPTION	32	Nick Nash at Southern California (08/26/2023)
PUNTS	7	Alex Weir at Southern California (08/26/2023)
PUNTING AVG	45.7	Alex Weir at Southern California (08/26/2023)
LONG PUNT	56	Alex Weir at Southern California (08/26/2023)
PUNTS INSIDE 20	2	Alex Weir vs Oregon St. (09/03/2023)
LONG PUNT RETURN	none	
LONG KICKOFF RETURN	27	Isaac Jernagin at Southern California (08/26/2023)
TACKLES	9	Bryun Parham at Southern California (08/26/2023)
SACKS	1.5	Tre Smith at Southern California (08/26/2023)
TACKLES FOR LOSS	2.5	Tre Smith at Southern California (08/26/2023)



2023-24 San Jose St. Football
Opponent Individual Match Highs
All games

Page 1/1
as of Sep 06, 2023

Opponent - Individual Game Highs

RUSHES	18	Damien Martinez vs Oregon St. (09/03/2023)
YARDS RUSHING	145	Damien Martinez vs Oregon St. (09/03/2023)
TD RUSHES	2 2	DJ Uiagalelei vs Oregon St. (09/03/2023) Austin Jones at Southern California (08/26/2023)
LONG RUSH	37	Austin Jones at Southern California (08/26/2023)
PASS ATTEMPTS	25 25	DJ Uiagalelei vs Oregon St. (09/03/2023) Caleb Williams at Southern California (08/26/2023)
PASS COMPLETIONS	20	DJ Uiagalelei vs Oregon St. (09/03/2023)
YARDS PASSING	278	Caleb Williams at Southern California (08/26/2023)
TD PASSES	4	Caleb Williams at Southern California (08/26/2023)
LONG PASS	76	Caleb Williams at Southern California (08/26/2023)
RECEPTIONS	6	Silas Bolden vs Oregon St. (09/03/2023)
YARDS RECEIVING	85	Tahj Washington at Southern California (08/26/2023)
TD RECEPTIONS	1 1 1 1 1 1 1	Anthony Gould vs Oregon St. (09/03/2023) Jack Velling vs Oregon St. (09/03/2023) Jeremiah Noga vs Oregon St. (09/03/2023) Dorian Singer at Southern California (08/26/2023) Zachariah Branch at Southern California (08/26/2023) Brenden Rice at Southern California (08/26/2023) Tahj Washington at Southern California (08/26/2023)
LONG RECEPTION	76	Tahj Washington at Southern California (08/26/2023)
FIELD GOALS	none	
LONG FIELD GOALS	none	
PUNTS	2	Eddie Czaplicki at Southern California (08/26/2023)
PUNTING AVG	41.5	Eddie Czaplicki at Southern California (08/26/2023)
LONG PUNT	42	Eddie Czaplicki at Southern California (08/26/2023)
PUNTS INSIDE 20	none	
LONG PUNT RETURN	35	Zachariah Branch at Southern California (08/26/2023)
LONG KICKOFF RETURN	96	Zachariah Branch at Southern California (08/26/2023)
TACKLES	8	Jaylin Smith at Southern California (08/26/2023)
TACKLES FOR LOSS	2 2	Anthony Lucas at Southern California (08/26/2023) Mason Cobb at Southern California (08/26/2023)
INTERCEPTIONS	none	



2023-24 San Jose St. Football
Individual Statistics
All games

Page 1/2
as of Sep 06, 2023

Rushing

Player	gp	att	gain	loss	net	avg	td	lg	avg/g
Quali Conley	2	17	146	4	142	8.4	0	57	71.0
Chevan Cordeiro	2	17	118	40	78	4.6	0	28	39.0
Kairee Robinson	1	9	34	6	28	3.1	1	20	28.0
Isaac Jernagin	2	2	7	0	7	3.5	0	5	3.5
Jabari Bates	2	2	6	0	6	3.0	0	5	3.0
Jay Butterfield	1	1	0	5	-5	-5.0	0	0	-5.0
Team	2	1	0	2	-2	-2.0	0	0	-1.0
Total	2	49	311	57	254	5.2	2	57	127.0
Opponents	2	69	395	38	357	5.2	6	37	178.5

Passing

Player	gp	effic	comp-att-int	pct	yds	td	lg	avg/g
Chevan Cordeiro	2	111.9	39-70-0	55.7	350	3	32	175.0
Jay Butterfield	1	189.1	7-9-0	77.8	80	1	29	80.0
Nick Nash	2	0.0	0-1-0	0.0	0	0	0	0.0
Team	2	0.0	0-1-0	0.0	0	0	0	0.0
Total	2	117.7	46-81-0	56.8	430	4	32	215.0
Opponents	2	191.9	46-63-0	73.0	617	7	76	308.5

Receiving

Player	gp	no.	yds	avg	td	lg	avg/g
Nick Nash	2	13	129	9.9	3	32	64.5
Sam Olson	2	7	64	9.1	0	26	32.0
Charles Ross	2	7	70	10.0	0	20	35.0
Quali Conley	2	4	35	8.8	0	13	17.5
Malikhi Miller	2	3	42	14.0	0	19	21.0
Kairee Robinson	1	3	14	4.7	0	9	14.0
Dominick Mazotti	1	2	16	8.0	0	11	16.0
Isaac Jernagin	2	2	0	0.0	0	1	0.0
Branden Alvarez	2	2	25	12.5	1	19	12.5
Jabari Bates	2	2	6	3.0	0	12	3.0
Matthew Coleman	2	1	29	29.0	0	29	14.5
Total	2	46	430	9.3	4	32	215.0
Opponents	2	46	617	13.4	7	76	308.5

Punt Returns

Player	no.	yds	avg	td	lg
Total	0	0	0.0	0	0
Opponents	4	74	18.5	0	35

Interceptions

Player	no.	yds	avg	td	lg
Total	0	0	0.0	0	0
Opponents	0	0	0.0	0	0

Kick Returns

Player	no.	yds	avg	td	lg
Isaac Jernagin	5	69	13.8	0	27
Total	5	69	13.8	0	27
Opponents	3	112	37.3	1	96

Fumble Returns

Player	no.	yds	avg	td	lg
Total	0	0	0.0	0	0
Opponents	1	0	0.0	0	0



2023-24 San Jose St. Football
Individual Statistics
All games

Page 2/2
as of Sep 06, 2023

Scoring

Player	td	fg	PAT				dxd	saf	pts
			kick	rush	rcv	pass			
Nick Nash	3	-	-	-	-	-	-	-	18
Kyler Halvorsen	-	1-1	6-6	-	-	-	-	-	9
Kairee Robinson	1	-	-	-	-	-	-	-	6
Sam Olson	1	-	-	-	-	-	-	-	6
Branden Alvarez	1	-	-	-	-	-	-	-	6
Total	6	1-1	6-6	0	0	0	0	0	45
Opponents	14	0-0	14-14	0	0	0	0	0	98

Total Offense

Player	g	plays	rush	pass	total	avg/g
Chevan Cordeiro	2	87	78	350	428	214.0
Quali Conley	2	17	142	0	142	71.0
Jay Butterfield	1	10	-5	80	75	75.0
Kairee Robinson	1	9	28	0	28	28.0
Isaac Jernagin	2	2	7	0	7	3.5
Jabari Bates	2	2	6	0	6	3.0
Team	2	0	-2	0	-2	-1.0
Total	2	130	254	430	684	342.0
Opponents	2	132	357	617	974	487.0

Field Goals

Player	fg	pct.	01-19	20-29	30-39	40-49	50-99	lg	blk
Kyler Halvorsen	1-1	100.0	0-0	0-0	0-0	1-1	0-0	41	0
Opponents	0-0	0.0	0-0	0-0	0-0	0-0	0-0	0	0

FG Sequence

Team Name	San Jose St.	Opponents
Oregon St.	(41)	

Numbers in (parentheses) indicate field goal was made

Punting

Player	no.	yds	avg	lg	tb	fc	i20	50+	blk
Alex Weir	10	411	41.1	56	2	1	3	1	0
Total	10	411	41.1	56	2	1	3	1	0
Opponents	4	123	30.8	42	0	3	0	0	1

Kickoffs

Player	no.	yds	avg	tb	ob	retn	net	ydl
Taren Schive	6	294	49.0	1	0			
Kyler Halvorsen	1	65	65.0	1	0			
Total	7	359	51.3	2	0	4	26.9	38
Opponents	16	980	61.3	3	1	5	41.3	23

All Purpose

Player	g	rush	rcv	pr	kr	ir	total	avg/g
Quali Conley	2	142	35	0	0	0	177	88.5
Nick Nash	2	0	129	0	0	0	129	64.5
Chevan Cordeiro	2	78	0	0	0	0	78	39.0
Isaac Jernagin	2	7	0	0	69	0	76	38.0
Charles Ross	2	0	70	0	0	0	70	35.0
Sam Olson	2	0	64	0	0	0	64	32.0
Malikhi Miller	2	0	42	0	0	0	42	21.0
Kairee Robinson	1	28	14	0	0	0	42	42.0
Matthew Coleman	2	0	29	0	0	0	29	14.5
Branden Alvarez	2	0	25	0	0	0	25	12.5
Dominick Mazotti	1	0	16	0	0	0	16	16.0
Jabari Bates	2	6	6	0	0	0	12	6.0
Jay Butterfield	1	-5	0	0	0	0	-5	-5.0
Team	2	-2	0	0	0	0	-2	-1.0
Total	2	254	430	0	69	0	753	376.5
Opponents	2	357	617	74	112	0	1160	580.0



2023-24 San Jose St. Football Combined Team Statistics All games

Page 1/3
as of Sep 06, 2023

Team Results

Date	Opponent		Score	Att.
08/26/2023	at Southern California	L	28-56	63411
09/03/2023	Oregon St.	L	17-42	20337

Rushing

Player	gp	att	gain	loss	net	avg	td	lg	avg/g
Quali Conley	2	17	146	4	142	8.4	0	57	71.0
Chevan Cordeiro	2	17	118	40	78	4.6	0	28	39.0
Kairee Robinson	1	9	34	6	28	3.1	1	20	28.0
Isaac Jernagin	2	2	7	0	7	3.5	0	5	3.5
Jabari Bates	2	2	6	0	6	3.0	0	5	3.0
Jay Butterfield	1	1	0	5	-5	-5.0	0	0	-5.0
Team	2	1	0	2	-2	-2.0	0	0	-1.0
Total	2	49	311	57	254	5.2	2	57	127.0
Opponents	2	69	395	38	357	5.2	6	37	178.5

Passing

Player	gp	effic	comp-att-int	pct	yds	td	lg	avg/g
Chevan Cordeiro	2	111.9	39-70-0	55.7	350	3	32	175.0
Jay Butterfield	1	189.1	7-9-0	77.8	80	1	29	80.0
Nick Nash	2	0.0	0-1-0	0.0	0	0	0	0.0
Team	2	0.0	0-1-0	0.0	0	0	0	0.0
Total	2	117.7	46-81-0	56.8	430	4	32	215.0
Opponents	2	191.9	46-63-0	73.0	617	7	76	308.5

Receiving

Player	gp	no.	yds	avg	td	lg	avg/g
Nick Nash	2	13	129	9.9	3	32	64.5
Sam Olson	2	7	64	9.1	0	26	32.0
Charles Ross	2	7	70	10.0	0	20	35.0
Quali Conley	2	4	35	8.8	0	13	17.5
Malikhi Miller	2	3	42	14.0	0	19	21.0
Kairee Robinson	1	3	14	4.7	0	9	14.0
Dominick Mazotti	1	2	16	8.0	0	11	16.0
Isaac Jernagin	2	2	0	0.0	0	1	0.0
Branden Alvarez	2	2	25	12.5	1	19	12.5
Jabari Bates	2	2	6	3.0	0	12	3.0
Matthew Coleman	2	1	29	29.0	0	29	14.5
Total	2	46	430	9.3	4	32	215.0
Opponents	2	46	617	13.4	7	76	308.5

Game Records

Record	Overall	Home	Away	Neutral
ALL GAMES	0-2	0-1	0-1	0-0
CONFERENCE	0-0	0-0	0-0	0-0
NON-CONFERENCE	0-2	0-1	0-1	0-0

Team Statistics

	SJSU	OPP
First Downs	43	52
Rushing	16	22
Passing	19	29
Penalty	8	1
Rushing Yardage	254	357
Rushing attempts	49	69
Average per rush	5.2	5.2
Average per game	127.0	178.5
TDs Rushing	2	6
Passing Yardage	430	617
Comp-Att-Int	46-81-0	46-63-0
Average per pass	5.3	9.8
Average per catch	9.3	13.4
Average per game	215.0	308.5
TDs Passing	4	7
Total offense	684	974
Average per play	5.3	7.4
Average per game	342.0	487.0
Kick returns: #-Yards	5-69	3-112
Punt returns: #-Yards	0-0	4-74
Int returns: #-Yards	0-0	0-0
Fumbles-Lost	4-1	1-0
Penalties-Yards	8-61	17-133
Punts-Avg	10-41.1	4-30.8
Time of possession / game	29:23	30:36
3rd-down conversion	9/26	14/21
4rd-down conversion	2/4	1/3
PAT-attempts	(6-6) 100%	(14-14) 100%
2-point conversion-attempts	(0-0) 0%	(0-0) 0%

Interceptions

Player	no.	yds	avg	td	lg
Total	0	0	0.0	0	0
Opponents	0	0	0.0	0	0



2023-24 San Jose St. Football
Combined Team Statistics
All games

Page 2/3
as of Sep 06, 2023

Field Goals

Player	fg	pct.	01-19	20-29	30-39	40-49	50-99	lg	blk
Kyler Halvorsen	1-1	100.0	0-0	0-0	0-0	1-1	0-0	41	0
Opponents	0-0	0.0	0-0	0-0	0-0	0-0	0-0	0	0

Scoring

Player	td	fg	PAT				dxd	saf	pts
			kick	rush	rcv	pass			
Nick Nash	3	-	-	-	-	-	-	-	18
Kyler Halvorsen	-	1-1	6-6	-	-	-	-	-	9
Kairee Robinson	1	-	-	-	-	-	-	-	6
Sam Olson	1	-	-	-	-	-	-	-	6
Branden Alvarez	1	-	-	-	-	-	-	-	6
Total	6	1-1	6-6	0	0	0	0	0	45
Opponents	14	0-0	14-14	0	0	0	0	0	98

Score by Periods

Team	1st	2nd	3rd	4th	OT	TOT
San Jose St.	0	17	7	21	0	45
Opponents	14	28	28	28	0	98

Punting

Player	no.	yds	avg	lg	tb	fc	i20	50+	blk
Alex Weir	10	411	41.1	56	2	1	3	1	0
Total	10	411	41.1	56	2	1	3	1	0
Opponents	4	123	30.8	42	0	3	0	0	1

Punt Returns

Player	no.	yds	avg	td	lg
Total	0	0	0.0	0	0
Opponents	4	74	18.5	0	35

Kick Returns

Player	no.	yds	avg	td	lg
Isaac Jernagin	5	69	13.8	0	27
Total	5	69	13.8	0	27
Opponents	3	112	37.3	1	96

All Purpose

Player	g	rush	rcv	pr	kr	ir	total	avg/g
Quali Conley	2	142	35	0	0	0	177	88.5
Nick Nash	2	0	129	0	0	0	129	64.5
Chevan Cordeiro	2	78	0	0	0	0	78	39.0
Isaac Jernagin	2	7	0	0	69	0	76	38.0
Charles Ross	2	0	70	0	0	0	70	35.0
Sam Olson	2	0	64	0	0	0	64	32.0
Malikhi Miller	2	0	42	0	0	0	42	21.0
Kairee Robinson	1	28	14	0	0	0	42	42.0
Matthew Coleman	2	0	29	0	0	0	29	14.5
Branden Alvarez	2	0	25	0	0	0	25	12.5
Dominick Mazotti	1	0	16	0	0	0	16	16.0
Jabari Bates	2	6	6	0	0	0	12	6.0
Jay Butterfield	1	-5	0	0	0	0	-5	-5.0
Total	2	254	430	0	69	0	753	376.5
Opponents	2	357	617	74	112	0	1160	580.0

Total Offense

Player	g	plays	rush	pass	total	avg/g
Chevan Cordeiro	2	87	78	350	428	214.0
Quali Conley	2	17	142	0	142	71.0
Jay Butterfield	1	10	-5	80	75	75.0
Kairee Robinson	1	9	28	0	28	28.0
Isaac Jernagin	2	2	7	0	7	3.5
Jabari Bates	2	2	6	0	6	3.0
Total	2	130	254	430	684	342.0
Opponents	2	132	357	617	974	487.0

Team Defense

##	Player	gp	Tackles				Sacks	Pass defense			Fumbles		blkd	
			ua	a	tot	tfl/yds		no-yds	int-yds	brup qbh	fr-yds	ff	kick	saf
6	Bryun Parham	2	11	3	14	0.5-5	0.5-5	.	.	1
22	Tre Jenkins	2	11	1	12	1
3	Tre Smith	2	7	3	10	2.5-19	1.5-18



2023-24 San Jose St. Football
Combined Team Statistics
All games

Page 3/3
as of Sep 06, 2023

			Tackles				Sacks	Pass defense			Fumbles	blkd		
##	Player	gp	ua	a	tot	tfl/yds	no-yds	int-yds	brup	qbh	fr-yds	ff	kick	saf
1	Chase Williams	2	7	2	9
10	Jordan Pollard	2	7	1	8	1-2
7	Kenyon Reed	2	7	.	7
2	DJ Harvey	2	6	1	7	.	.	.	1
8	Jay'Vion Cole	2	7	.	7	1-7	1-7	.	2
44	Jordan Cobbs	1	4	.	4
9	Matthew Tago	2	4	.	4	1-1
4	Noah Lavulo	2	2	2	4
41	Taniela Latu	2	2	2	4	1-1
35	Charles Rogers	2	1	2	3
29	Jalen Apalit-Williams	2	2	1	3
96	Jay Kakiva	2	1	1	2
99	Alex Weir	2	2	.	2
42	Soane Toia	1	1	.	1
70	Malik Williams	2	1	.	1
21	Kayden Collins	2	1	.	1
26	Ethan Powell	2	1	.	1
50	Gafa Faga	1	1	.	1
94	Mata Hola	1	.	1	1	1
	Totals	2	86	20	106	7-35	3-30	0-0	4	2	0-0	0	1	0
	Opponents	2	73	38	111	12-62	4-39	0-0	10	2	1-0	4	0	0



2023-24 San Jose St. Football
Games Played
All games

Page 1/2
as of Sep 06, 2023

##	Player	GP-GS	USC	OSU
0	Isaac Jernagin	2/0	XXX	XXX
1	Chase Williams	2/2	START	START
1	Kejuan Bullard, Jr.	1/0	...	XXX
2	Chevan Cordeiro	2/2	START	START
2	DJ Harvey	2/1	XXX	START
3	Nick Nash	2/2	START	START
3	Tre Smith	2/2	START	START
4	Charles Ross	2/2	START	START
4	Noah Lavulo	2/2	START	START
5	Walker Eget	0/0
5	Jaylan Lawson	1/0	...	XXX
6	Bryun Parham	2/2	START	START
7	Kenyon Reed	2/1	START	XXX
7	Quali Conley	2/1	XXX	START
8	Jay'Vion Cole	2/2	START	START
9	Matthew Tago	2/2	START	START
9	Jay Butterfield	1/0	...	XXX
10	Jordan Pollard	2/2	START	START
10	Tyler Voss	0/0
11	Justin Lockhart	0/0
11	Kyler Halvorsen	2/0	XXX	XXX
12	Malikhi Miller	2/1	XXX	START
13	Branden Alvarez	2/0	XXX	XXX
14	Elijah Wood	2/1	START	XXX
15	Jalen Bainer	0/0
15	Matthew Coleman	2/0	XXX	XXX
16	Imari Conley	0/0
16	Anthony Garcia	0/0
17	Zavion Reese	0/0
17	Cooper Hoch	0/0
18	Keynan Higgins	1/0	...	XXX
19	Noah McNeal-Franklin	1/0	...	XXX
20	Isiah Revis	1/0	XXX	...
21	Kayden Collins	2/0	XXX	XXX
22	Tre Jenkins	2/2	START	START
23	Jabari Bates	2/0	XXX	XXX
23	Justin Stearns	1/0	XXX	...
24	Justin Eklund	1/0	...	XXX
24	Sebastian Macaluso	0/0
25	Michael Dansby	0/0
26	Ethan Powell	2/0	XXX	XXX
27	Andrew Jenkins	2/0	XXX	XXX
28	Jordan Allen	1/0	XXX	...
28	Jakob Galloway	0/0
29	Jalen Apalit-Williams	2/0	XXX	XXX
30	Assani Berkeley	0/0
31	Hunter Nowell	0/0
32	Kairee Robinson	1/1	START	...
34	Dylan Lee	0/0
34	Viliami Teu	0/0
35	Charles Rogers	2/0	XXX	XXX
36	Jeremiah Zamora	0/0
37	Dylan Hampsten	0/0
38	Elisha Guidry	0/0
39	Dino Beslagic	0/0
39	Caleb Womack	0/0
40	Tavarius Pitts	0/0
41	Taniela Latu	2/0	XXX	XXX
42	Soane Toia	1/1	START	...
44	Jordan Cobbs	1/0	...	XXX



2023-24 San Jose St. Football
Games Played
All games

Page 2/2
as of Sep 06, 2023

##	Player	GP-GS	USC	OSU
45	Alexander Cobbs	0/0
48	Dejon Roney	2/0	XXX	XXX
49	Taren Schive	2/0	XXX	XXX
50	Gafa Faga	1/0	...	XXX
51	Andrew Gonneville	2/0	XXX	XXX
53	Brady Van Bennekum	0/0
54	Jaime Navarro	1/1	START	...
55	James McNorton	0/0
56	Jairus Satele	2/0	XXX	XXX
59	Davis Salom	1/0	...	XXX
60	Hudson Mesa	0/0
61	Marist Talavou	1/1	START	...
62	Nathan Balestrieri	0/0
65	Denaris DeRosa, Jr.	0/0
67	Kai Davison	2/0	XXX	XXX
68	Ryan Stewart	0/0
69	Uluakinofa Taliauli	0/0
70	Malik Williams	2/0	XXX	XXX
71	Tyler Ostrom	1/1	START	...
72	Nate Hale	0/0
73	Laakea Kapoi	0/0
74	Anthony Pardue	1/1	START	...
75	Joseph Harbert	0/0
77	Luke Griskey	0/0
78	Jake Steele	2/0	XXX	XXX
79	Fernando Carmona, Jr.	2/2	START	START
80	Trevor Voss	0/0
81	Dominick Mazotti	1/1	...	START
82	Nicholas Williams	0/0
83	Kamaehu Kopa-Kaawalaule	0/0
84	Joshua Scott	0/0
85	Jackson Canaan	0/0
86	Skylar Loving-Black	2/1	START	XXX
87	Joseph Hernandez, Jr.	0/0
88	Sam Olson	2/1	START	XXX
89	Nate Lewis	0/0
90	Akio Martinson	0/0
91	Quincy Likio	2/0	XXX	XXX
92	Natano Woods	1/0	XXX	...
94	Mata Hola	1/0	...	XXX
95	Tangata Tuitupou	0/0
96	Jay Kakiva	2/1	XXX	START
97	John Norwood	2/0	XXX	XXX
98	Vaka Hansen	2/0	XXX	XXX
99	Alex Weir	2/0	XXX	XXX
99	Kaleb Peleki	0/0



2023-24 San Jose St. Football
Total Tackles Game-by-Game
All games

Page 1/1
as of Sep 06, 2023

Total Tackles

Player	S-A	Total	USC	OSU
Bryun Parham	11-3	14	8-1	3-2
Tre Jenkins	11-1	12	5-0	6-1
Tre Smith	7-3	10	3-1	4-2
Chase Williams	7-2	9	4-0	3-2
Jordan Pollard	7-1	8	6-0	1-1
Kenyon Reed	7-0	7	5-0	2-0
Jay'Vion Cole	7-0	7	3-0	4-0
DJ Harvey	6-1	7	3-0	3-1
Matthew Tago	4-0	4	2-0	2-0
Jordan Cobbs	4-0	4	DNP	4-0
Noah Lavulo	2-2	4	1-0	1-2
Taniela Latu	2-2	4	-	2-2
Jalen Apalit-Williams	2-1	3	-	2-1
Charles Rogers	1-2	3	-	1-2
Alex Weir	2-0	2	2-0	-
Jay Kakiva	1-1	2	1-0	0-1
Kayden Collins	1-0	1	-	1-0
Ethan Powell	1-0	1	1-0	-
Soane Toia	1-0	1	1-0	DNP
Gafa Faga	1-0	1	DNP	1-0
Malik Williams	1-0	1	1-0	-
Mata Hola	0-1	1	DNP	0-1



2023-24 San Jose St. Football
Rushing/Receiving Game-by-Game
All games

Page 1/1
as of Sep 06, 2023

Rushing

Player	No-Yds/TD	USC	OSU
Quali Conley	17-142/0	6-108/0	11-34/0
Chevan Cordeiro	17-78/0	10-52/0	7-26/0
Kairee Robinson	9-28/1	9-28/1	DNP
Isaac Jernagin	2-7/0	1-5/0	1-2/0
Jabari Bates	2-6/0	1-5/0	1-1/0
Jay Butterfield	1--5/0	DNP	1--5/0

Receiving

Player	No-Yds/TD	USC	OSU
Nick Nash	13-129/3	6-89/3	7-40/0
Charles Ross	7-70/0	5-62/0	2-8/0
Sam Olson	7-64/0	1-4/0	6-60/0
Quali Conley	4-35/0	2-17/0	2-18/0
Malikhi Miller	3-42/0	1-18/0	2-24/0
Kairee Robinson	3-14/0	3-14/0	DNP
Branden Alvarez	2-25/1	-	2-25/1
Dominick Mazotti	2-16/0	DNP	2-16/0
Jabari Bates	2-6/0	1--6/0	1-12/0
Isaac Jernagin	2-0/0	2-0/0	-
Matthew Coleman	1-29/0	-	1-29/0



2023-24 San Jose St. Football
Returns Game-by-Game
All games

Page 1/1
as of Sep 06, 2023

Punt Returns

Player	No-Yds	USC	OSU
--------	--------	-----	-----

Kick Returns

Player	No-Yds	USC	OSU
Isaac Jernagin	5-69	3-53	2-16

Interceptions Returns

Player	No-Yds	USC	OSU
--------	--------	-----	-----

Fumble Returns

Player	No-Yds	USC	OSU
--------	--------	-----	-----



2023-24 San Jose St. Football
Sacks Game-by-Game
All games

Page 1/1
as of Sep 06, 2023

Player	UA-A	Total	USC	OSU
Tre Smith	1-1	1.5	1.5-18	-
Jay'Vion Cole	1-0	1	-	1-7
Bryun Parham	0-1	0.5	0.5-5	-



2023-24 San Jose St. Football
Tackles For Loss Game-by-Game
All games

Page 1/1
as of Sep 06, 2023

Player	UA-A	Total	USC	OSU
Tre Smith	2-1	2.5	2.5-19	-
Jay'Vion Cole	1-0	1.0	-	1.0-7
Matthew Tago	1-0	1.0	-	1.0-1
Jordan Pollard	1-0	1.0	1.0-2	-
Taniela Latu	1-0	1.0	-	1.0-1
Bryun Parham	0-1	0.5	0.5-5	-



2023-24 San Jose St. Football
Fumbles Game-by-Game
All games

Page 1/1
as of Sep 06, 2023

Fumbles

Player	No-Lost	USC	OSU
Chevan Cordeiro	4-0	1-0	3-0

Fumbles Forced

Player	Number	USC	OSU
--------	--------	-----	-----

Fumbles Recovered

Player	Number	USC	OSU
--------	--------	-----	-----



2023-24 San Jose St. Football
Passing Game-by-Game
All games

Page 1/1
as of Sep 06, 2023

#2 Chevan Cordeiro	Comp	Att	Int	Pct	Yards	TD	Long	Sacked	Effic.
Southern California	21	38	0	55.3	198	3	32	1-22	125.1
Oregon St.	18	32	0	56.3	152	0	26	2-12	96.2
Totals	39	70	0	55.7	350	3	32	3-34	111.9

#3 Nick Nash	Comp	Att	Int	Pct	Yards	TD	Long	Sacked	Effic.
Oregon St.	0	1	0	0.0	0	0	0	0-0	0.0
Totals	0	1	0	0.0	0	0	0	0-0	0.0

#9 Jay Butterfield	Comp	Att	Int	Pct	Yards	TD	Long	Sacked	Effic.
Oregon St.	7	9	0	77.8	80	1	29	1-5	189.1
Totals	7	9	0	77.8	80	1	29	1-5	189.1



2023-24 San Jose St. Football
Red-Zone Results
All games

Page 1/1
as of Sep 06, 2023

San Jose St. Inside Opponent Red-Zone

Date	Opponent	Score	Times	Times	Total			Rush	Pass	FGs	Failed to score inside RZ					
			In RZ	Scored	Pts	TDs	TDs	TDs	TDs	Made	FGA	Down	Int	Fumb	Half	Game
08/26/2023	at Southern California	L 28-56	2	2	14	2	1	1	1	0	0	0	0	0	0	0
09/03/2023	Oregon St.	L 17-42	3	3	17	2	1	1	1	1	1	0	0	0	0	0
Totals 5 of 5 (100.0%)			5	5	31	4	2	2	2	1	1	0	0	0	0	0

Opponents Inside San Jose St. Red-Zone

Date	Opponent	Score	Times	Times	Total			Rush	Pass	FGs	Failed to score inside RZ					
			In RZ	Scored	Pts	TDs	TDs	TDs	TDs	Made	FGA	Down	Int	Fumb	Half	Game
08/26/2023	Southern California	L 28-56	5	5	35	5	3	2	0	0	0	0	0	0	0	0
09/03/2023	Oregon St.	L 17-42	4	4	28	4	3	1	0	0	0	0	0	0	0	0
Totals 9 of 9 (100.0%)			9	9	63	9	6	3	0	0	0	0	0	0	0	0



2023-24 San Jose St. Football
Tackles Breakdown
All games

Page 1/1
as of Sep 06, 2023

All Tackles

Player	Total	Rush	Pass	Sack	KO	Punt	Int	Fumb	FF	Other
Bryun Parham	14	0	0	0.5	0	0	0	0	0	13.5
Tre Jenkins	12	0	0	0	0	0	0	0	0	12
Tre Smith	10	0	0	2.5	0	0	0	0	0	7.5
Chase Williams	9	0	0	0	0	0	0	0	0	9
Jordan Pollard	8	0	0	1	0	0	0	0	0	7
Kenyon Reed	7	0	0	0	0	0	0	0	0	7
DJ Harvey	7	0	0	0	0	0	0	0	0	7
Jay'Vion Cole	7	0	0	1	0	0	0	0	0	6
Jordan Cobbs	4	0	0	0	0	0	0	0	0	4
Matthew Tago	4	0	0	1	0	0	0	0	0	3
Noah Lavulo	4	0	0	0	0	0	0	0	0	4
Taniela Latu	4	0	0	1	0	0	0	0	0	3
Charles Rogers	3	0	0	0	0	0	0	0	0	3
Jalen Apalit-Williams	3	0	0	0	0	0	0	0	0	3
Jay Kakiva	2	0	0	0	0	0	0	0	0	2
Alex Weir	2	0	0	0	0	0	0	0	0	2
Soane Toia	1	0	0	0	0	0	0	0	0	1
Malik Williams	1	0	0	0	0	0	0	0	0	1
Kayden Collins	1	0	0	0	0	0	0	0	0	1
Ethan Powell	1	0	0	0	0	0	0	0	0	1
Gafa Faga	1	0	0	0	0	0	0	0	0	1
Mata Hola	1	0	0	0	0	0	0	0	0	1
Total	106	0	0	7	0	0	0	0	0	99

Rushing Tackles

Player	No.
Total	0

Passing Tackles

Player	No.
Total	0

Special Teams Tackles

Player	Total	KO	Punt
Total	0	0	0

Kickoff return Tackles

Player	No.
Total	0

Punt Return Tackles

Player	No.
Total	0



2023-24 San Jose St. Football
By Quarter Statistics
All games

Page 1/1
as of Sep 06, 2023

3rd-Down Conversions

Date	Opponent	Score	Overall	1st Qtr	2nd Qtr	3rd Qtr	4th Qtr	Overtime
08/26/2023	at Southern California	L 28-56	5-13 38.5	3-4 75.0	1-4 25.0	1-3 33.3	0-2 0.0	0-0 0.0
09/03/2023	Oregon St.	L 17-42	4-13 30.8	1-3 33.3	0-3 0.0	0-2 0.0	3-5 60.0	0-0 0.0
San Jose St.			9-26 34.6	4-7 57.1	1-7 14.3	1-5 20.0	3-7 42.9	0-0 0.0
Opponents			14-21 66.7	5-6 83.3	5-7 71.4	3-6 50.0	1-2 50.0	0-0 0.0

4th-Down Conversions

Date	Opponent	Score	Overall	1st Qtr	2nd Qtr	3rd Qtr	4th Qtr	Overtime
08/26/2023	at Southern California	L 28-56	0-1 0.0	0-0 0.0	0-0 0.0	0-0 0.0	0-1 0.0	0-0 0.0
09/03/2023	Oregon St.	L 17-42	2-3 66.7	0-0 0.0	1-1 100.0	0-1 0.0	1-1 100.0	0-0 0.0
San Jose St.			2-4 50.0	0-0 0.0	1-1 100.0	0-1 0.0	1-2 50.0	0-0 0.0
Opponents			1-3 33.3	0-0 0.0	0-0 0.0	1-2 50.0	0-1 0.0	0-0 0.0

Time of Possession

Date	Opponent	Score	Overall	1st Qtr	2nd Qtr	3rd Qtr	4th Qtr	Overtime
08/26/2023	at Southern California	L 28-56	30:42	04:55	12:21	08:54	04:32	00:00
09/03/2023	Oregon St.	L 17-42	28:05	06:22	08:05	05:05	08:33	00:00
San Jose St.			Total	58:47	11:17	20:26	13:59	00:00
			Avg.	29:23	05:38	10:13	06:32	00:00
Opponents			Total	61:13	10:13	18:04	14:32	00:00
			Avg.	30:36	05:06	09:02	07:16	00:00



2023-24 San Jose St. Football
Team Game-by-Game Comparison
All games

Page 1/1
as of Sep 06, 2023

Opponent	Score	First Downs				Rushing Number-Yards	Passing		Total Offense Plays-Yards	Return Yards	Turn- Overs
		Total	Rush	Pass	Pen		Comp-Att.-Int	Yards			
Southern California	28-56	23 / 25	10 / 10	9 / 15	4 / 0	27-198 / 34-160	21-39-0 / 24-35-0	198 / 341	66-396 / 69-501	53 / 162	0 / 0
Oregon St.	17-42	20 / 27	6 / 12	10 / 14	4 / 1	22-56 / 35-197	25-42-0 / 22-28-0	232 / 276	64-288 / 63-473	16 / 24	1 / 0
Totals	45-98	43 / 52	16 / 22	19 / 29	8 / 1	49-254 / 69-357	46-81-0 / 46-63-0	430 / 617	130-684 / 132-974	69 / 186	1 / 0

Opponents	3rd Down Conversion	4th Down Conversion	Time of Possession	TOP Margin	Avg Yds/Rush	Avg Yds/Pass	Avg Yds/Play	Punting Number-Avg	Penalties Number-Yards	Sacks
Southern California	5-13 / 9-13	0-1 / 1-2	30:42 / 29:18	01:24	7.3 / 4.7	5.1 / 9.7	6.0 / 7.3	7-45.7 / 2-41.5	3-21.0 / 8-57.0	2 / 1
Oregon St.	4-13 / 5-8	2-3 / 0-1	28:05 / 31:55	-03:50	2.5 / 5.6	5.5 / 9.9	4.5 / 7.5	3-30.3 / 2-20.0	5-40.0 / 9-76.0	1 / 3
Totals	9-26 / 14-21	2-4 / 1-3	58:47 / 61:13	-02:26	5.2 / 5.2	5.3 / 9.8	5.3 / 7.4	10-41.1 / 4-30.8	8-61.0 / 17-133.0	3 / 4

Note: Game totals are displayed in the format TEAM/OPPONENT for each category



2023-24 San Jose St. Football
Results and Comparison
All games

Page 1/1
as of Sep 06, 2023

Date	Opponent		Score	Overall	Conf	Time	Attend
08/26/2023	at Southern California	L	28-56	0-1	0-0	3:27	63411
09/03/2023	Oregon St.	L	17-42	0-2	0-0	3:14	20337

Opponent	Score	First Downs				Rushing Number-Yards	Passing		Total Offense Plays-Yards	Return Yards	Turn- Overs
		Total	Rush	Pass	Pen		Comp-Att.-Int	Yards			
Southern California	28-56	23 / 25	10 / 10	9 / 15	4 / 0	27-198 / 34-160	21-39-0 / 24-35-0	198 / 341	66-396 / 69-501	53 / 162	0 / 0
Oregon St.	17-42	20 / 27	6 / 12	10 / 14	4 / 1	22-56 / 35-197	25-42-0 / 22-28-0	232 / 276	64-288 / 63-473	16 / 24	1 / 0
Totals	45-98	43 / 52	16 / 22	19 / 29	8 / 1	49-254 / 69-357	46-81-0 / 46-63-0	430 / 617	130-684 / 132-974	69 / 186	1 / 0



2023-24 San Jose St. Football
All-Purpose Yards Game-by-Game
All games

Page 1/1
as of Sep 06, 2023

Player	Total	USC	OSU
Quali Conley	177	125	52
Nick Nash	129	89	40
Chevan Cordeiro	78	52	26
Isaac Jernagin	76	58	18
Charles Ross	70	62	8
Sam Olson	64	4	60
Malikhi Miller	42	18	24
Kairee Robinson	42	42	DNP
Matthew Coleman	29	-	29
Branden Alvarez	25	-	25
Dominick Mazotti	16	DNP	16
Jabari Bates	12	-1	13
Jay Butterfield	-5	DNP	-5