

SJSU FOOTBALL

GAMEDAY INFORMATION

TV



TALENT RADIO John Sadak, Randy Cross, Tiffany Blackmon



TALENT LIVE STATS Kevin Richardson, David Fales

SJSUstats.com

BE SOCIAL @SanJoseStateFB

MEDIA SCHEDULE

Monday: Practice 10 a.m. - 11:00 a.m.

Tuesday: Practice 10 a.m. - 11:30 a.m.

Brent Brennan Weekly Presser 1 p.m. (SAC Press Room)

Wednesday: Practice 10:00 a.m. - 11:30 a.m.

Thursday: Practice 10:00 a.m. - 11:30 a.m.

Friday: No Media

ALL practices are open to media and media availability will be following practice. ALL players and coaches are available upon request.

FOOTBALL CONTACT

Associate AD for Com. & Broadcasting.....*Sky Kerstein (W. Mich., NU)*

Cell 703-597-4950

E-mail sky.kerstein@sjsu.edu

GENERAL INFORMATION

San José State University Founded in 1857

Location..... San Jose, Calif.

Enrollment 32,157

Nickname Spartans

Colors Gold, White and Blue

Conference..... Mountain West (MW)

Stadium CEFCU Stadium (18,265)

President Dr. Cynthia Teniente-Matson (UAF, UAA, FS)

Director of Athletics..... Jeff Konya (Princeton, Iowa)

FB Sport Admin Scott MacDonald (St. Andrews, Oakland)

Dir. of Football Ops..... Tanner Schultheis (Ohio)

FOOTBALL HISTORY

First Year / Record..... 1898 / 508-531-38 (.489)

Bowl Record..... 7-5 (.583)

Conference Titles (last)..... 17 (Mountain West, '20)

2023 SCHEDULE

Date	Opponent	Time/Result/TV (PT)
8/26	at No. 6 USC	L, 56-28
9/3	No. 18 OREGON ST.	L, 42-17
9/9	CAL POLY	W, 59-3
9/16	at Toledo	L, 21-17
9/22	AIR FORCE*	L, 45-20
10/7	at Boise State*	L, 35-27
10/14	at New Mexico*	W, 52-24
10/21	UTAH STATE*	4:00 p.m.
10/28	at Hawai'i*	9:00 p.m. (PT)
11/11	FRESNO STATE*	7:30 p.m.
11/18	SAN DIEGO STATE*	7:30 p.m.
11/25	at UNLV*	12:00 p.m.
12/2	MW Championship	12:00 p.m.

Pacific Time listed for all games

* - Mountain West game



SAN JOSÉ STATE (2-5, 1-2 MW) vs. **UTAH STATE** (3-4, 1-2 MW)

Oct. 21, 2023 // 4:00 p.m. // CBS Sports Network // San Jose, Calif. (CEFCU Stadium)



OPENING DRIVE

• SJSU comes off a 52-24 win at New Mexico on Saturday as they host Utah State on homecoming.

• The Spartans have lost only four turnovers this season which is good for eighth in the nation and second in the Mountain West. Their +6 turnover margin is good for 17th in the country and third in the MW.

• The Spartans special teams have two blocked punts, one blocked punt for a touchdown, have a punt return touchdown and have recovered three inside kicks this season. According to ESPN, the Spartans have the number two special teams unit in the country at 77.6 efficiency.

• The first four FBS teams the Spartans played this season are a combined 24-3 (USC 6-1, OSU 6-1, Toledo 6-1, Air Force 6-0).

• **Kairee Robinson** is averaging 6.45 yards per carry this season which is tops in the MW and 14th in the country. **Robinson** has a career 1,990 rushing yards which is seventh all-time in SJSU history.

• According to PFF, **Robinson** leads the nation with a 91.1 rush grade with running backs who have 50 carries or more.

• **Robinson** was named Mountain West Offensive Player of the Week (10/16) after scoring a career-high four touchdowns with a career-high three of them on the ground against UNM (10/14). **Robinson** had 189 total yards including a career-best 55 yard touchdown reception and 126 rushing yards.

• **Robinson** has a touchdown in every game this season and his 10 rushing touchdowns tie a career season high. **Robinson** is now fourth in SJSU history for running backs with 23 career touchdowns and 10 behind Deonce Whitaker for first. **Robinson** is also seventh in SJSU history with 27 overall touchdowns and eight behind Whitaker for first.

• **Robinson** and **Quali Conley** (133 yards) each had 100 plus yards rushing against UNM (10/14) and it was the first time two SJSU running backs each had 100 yards rushing in a game since **Robinson** and **Tyler Nevens** completed the feat against Hawaii on December 5, 2020.

• **Chevan Cordeiro** has 11,037 total passing yards during his career and passed 10,000 yards against Toledo (9/16). **Cordeiro** is fourth all-time on the Mountain West career passing yards list and is behind Max Hall for third who threw for 11,365 yards at BYU. **Cordeiro** is eighth in career yards in the NCAA with players currently playing.

SPARTANS

Brent Brennan (7th/7th)

29-47 (.382)

29-47 (.382)

0-4 (.000)

MATCHUP

COACH Blake Anderson (3rd/10th)

RECORD AT SCHOOL

OVERALL RECORD

VS. OPPONENT

AGGIES

20-14 (.588)

71-51 (.582)

2-0 (1.000)

INSIDE THE SERIES

OVERALL: - 20-20-1 (Since 1940)

STREAK: - L10

IN LOGAN: - 7-12 (Since 1954)

IN SAN JOSE: - 10-8-1 (Since 1954)

NEUTRAL: - 0-0

LAST 5 MEETINGS: - 0-5

LAST FIVE MEETINGS

11/19/22	L	35-31	A	Logan
11/13/21	L	48-17	H	San Jose
11/10/18	L	62-24	A	Logan
09/23/17	L	61-10	H	San Jose
11/21/14	L	41-7	A	Logan

• **Cordeiro** has thrown eight touchdowns this season and is tied for sixth on the all-time Mountain West Conference list with 76 career touchdown passes. BYU's Max Hall owns the MW record after throwing for 94 touchdowns from 2007-09. **Cordeiro** is three touchdowns from tying BYU's John Beck for fifth.

• **Cordeiro** went 117 passing attempts without throwing an interception this season. **Cordeiro** made 170 passing attempts last season before throwing his first pick.

• The attendance for the Spartans' game against No. 18 Oregon State (9/3) was 20,337, the most since Nov. 30, 2013 against Fresno State. It is the 25th-highest attended game at San José State and was the first sellout since Aug. 23, 2003 against Grambling State.

• The Spartans have the 22nd best pass defense in the nation and second best pass defense in the MW averaging just 186.1 yards per game.

• Junior **Bryun Parham** had a career-high two fumble recoveries and a forced fumble, plus added 12 tackles at BSU (10/7). Parham is fourth in the MW with 60 tackles and 21st in the country. He is also second in the MW and third in the country in fumbles recovered.

• Sophomore **Jay'Vion Cole** has eight pass deflections this season which is good for fourth in the country and second in the Mountain West. **Cole** had his first interception at SJSU against UNM (10/14).

NEW SPARTAN ATHLETICS CENTER



The Spartans opened the new Spartan Athletics Center on the east side of CEFCU Stadium prior to the 2023 season. The most transformative capital project in SJSU history approached 70 million dollars and will make its television debut Sept. 3 at 12:30 p.m. (PT) on CBS against Oregon State.

The two-story, 55,000-square foot building will be the new home for Spartan football and men's and women's soccer while providing amenities for all student-athletes on San José State's 22 athletics teams. It is critical to leveling the playing field in the areas of facilities and recruiting by providing access to first-class amenities including:

- Locker rooms, auditorium, dining facilities, player lounge
- Coaches offices, position meeting rooms, nutrition station
- Premium viewing and hospitality areas on game day



SJSU'S RECORD WHEN ...	
home	1-2
away	1-3
neutral	0-0
overtime	0-0
games decided by 3 pts or less	0-0
games decided by 4-10 pts	0-2
games decided by 11-14 pts	0-0
games decided by 14-17 pts	0-0
games decided by 18+ pts	2-3
vs. Top 25	0-2
vs. Top 10	0-1
vs. MW opponents	1-2
vs. Power 5 opponents	0-2
scoring first	1-3
leading at the half	1-3
tied at the half	0-0
trailing at the half	1-2
leading at start of 4th quarter	2-1
tied at start of 4th quarter	0-0
trailing at start of 4th quarter	0-4
leading with 5 mins remaining	2-0
tied with 5 mins remaining	0-0
trailing with 5 mins remaining	0-5
is successful on fourth down	2-1
is successful with two point conversion	0-0
has three or more field goals	0-0
punts less than five times	2-3
SJSU completes 60% or better passes	1-2
SJSU completes less than 60% of passes	1-3
SJSU completes passes better than opponent	1-1
SJSU passes for 200 yards	2-4
SJSU passes more yards than opponent	2-3
SJSU runs for 100 yards	2-3
SJSU runs less than 100 yards	0-2
SJSU has less turnovers than opponent	2-2
SJSU has more turnovers than opponent	0-2
SJSU equals opponent in turnovers	0-1
SJSU has no turnovers	2-1
SJSU scores 17 pts or less	0-1
SJSU scores 17 - 20 pts	0-2
SJSU scores 21 - 23 pts	0-0
SJSU scores 24 -26 pts	0-0
SJSU scores 27 - 30 pts	0-2
SJSU scores 31 - 34 pts	0-0
SJSU scores 35 pts or more	2-0
Opponent scores 17 pts or less	1-0
Opponent scores 17-20 pts	0-0
Opponent scores 21-23 pts	0-1
Opponent scores 24-26 pts	1-0
Opponent scores 27-30 pts	0-0
Opponent scores 31-34 pts	0-0
Opponent scores 35 pts or more	0-4
On Friday	0-1
On Saturday	2-3
On Sunday	0-1
In August	0-1
In September	1-3
In October	1-1
In November	0-0
On National TV (CBS, ESPN+, CBS Sports Network, FS1)	0-4
On NBC Sports Bay Area/California	1-0
On Mountain West Network	1-0
Miscellaneous	
Current Streak	W1
Home Streak	L1
Road Streak	W1

• The Spartans had two players who played their 53rd career game against New Mexico (10/14) in **Jaime Navarro** and **Tre Jenkins**. The record for most games played at SJSU is held by **Jack Snyder** (2017-21) and **Cade Hall** (2018-23) who both played in 55.

• According to 24/7 sports, the Spartans have played the No. 2 high school quarterback in 2020 in DJ Uiagalelei (OSU), the No. 2 high school quarterback in 2021 Caleb Williams (USC) and the No. 3 high school quarterback in 2021 Sam Huard (Cal Poly).

• Redshirt freshman **Matthew Coleman** returned his first career punt for a 75-yard touchdown against Cal Poly (9/9). **Coleman** was named MW Freshman of the Week and it was the first punt return TD for the Spartans since **Tre Jenkins** took one back against Utah State on Nov. 10, 2018. The Spartans lead the nation punt return average and are the only MW school to return a punt for a TD this season.

• **Nick Nash** had a career-high seven receptions against No. 18 Oregon State. He had career-highs with three touchdown receptions and 89 yards receiving against No. 6 USC (8/26). He is the second Spartan with three touchdown receptions in a game under **Cordeiro** at quarterback (**Elijah Cooks**, 11/19/22).

• **Nash** earned his first Mountain West Offensive Player of the Week honors following his three touchdown performance against No. 6 USC (8/26) and his second touchdown was the No. 2 play on SportsCenter.

• **Brennan** led the Spartans to his second bowl game as head coach and is the first head coach to lead the Spartans to two bowl games since Claude Gilbert in 1986 and 1987 last season. Brennan is the first SJSU head coach to lead the Spartans to two above .500 seasons since Terry Shea in 1990 and 1991.

• **Brennan** is in his seventh season at SJSU and is tied for second all-time with Bob Bronzan (1950-56). Dudley S. DeGroot (1932-39) and Robert Titchenal (1957-64) both coached at SJSU for eight seasons.

PRONUNCIATIONS

Jalen Apaliti-Williams – Jay-lin Uh-Pahl-it Will-yums	Noah Lavulo – No-Ah LAH-vu-LO
Dino Beslagic – Dee-no Bes-LAH-jick	Quincy Likio – Lik-ee-oh
Jay'Vion Cole – Jay-Vee-On	Sebastian Macaluso – Seb-ash-ten Maac-uh-loo-so
Quali Conley – KWAH-lee KON-lee	Akio Martinson – Ah-kee-oh Mar-tin-sun
Imari Conley – EE-mar-ee	Malikhi Miller – MAL-ih-Ki
Chevan Cordeiro – SHEH-ven COR-dehr-oh	Kaleb Peleki – Puh-leh-kee
Walker Eget – EE-get	Davis Salom – Suh-lahm
Gafa Faga – Nah-fuh Fahn-guh	Jairus Satale – Jie-ruhs Sah-tell-ee
Elisha Guidry – Ee-lie-shuh Gid-ree	Marist Talavou – Mare-ist Taal-ih-voh
Vaka Hansen – Vah-kuh	Uluakinofa Taliaili – Oo-loo-ah-kee-no-fo Tah-lee-ah-oo-lee
Cooper Hoch – Hohk	Soane Toia – So-ahn-eh Toe-eh-ah
Kamaehu Kopa-Kaawalaule – Kah-muh-ay-hoo Koh-pah-kuh-ah-vuh-lay-oh-lay	
Jay Kakiva – Kuh-kee-vuh	Tangata Tuitupou – ten-GAH-tuh too-EE
Taniela Latu – Tan-yell-ah Lah-Too	



2023 - 2024 NFL SEASON


SPARTANS IN THE NFL



ELIJAH COOKS
JACKSONVILLE JAGUARS



KEITH SMITH
atlanta falcons



JUNIOR FEHOKO JR.
DALLAS COWBOYS



ANDRE CHACHERE
ARIZONA CARDINALS



DAVID QUESENBERRY
MINNESOTA VIKINGS



JOSH OLIVER
MINNESOTA VIKINGS



WES SCHWEITZER
NEW YORK JETS



NEHEMIAH SHELTON
NEW YORK JETS

MEDIA INFORMATION

Credential Requests

Credentials are issued for news and editorial coverage on a case-by-case basis to those filing game stories, accredited members from established media outlets, and personnel assigned by the sports information office. Requests should be directed to Sky Kerstein, sky.kerstein@sjsu.edu. The credential recipient agrees to all conditions set forth by the University relating to conduct and print, video, audio, digital and photographic game coverage.

Football Press Box

The CEFCU Stadium press box is located on the 7th Street side of the stadium and is an open-air facility. Carry a jacket with you. The press box remains open three hours after each contest.

Football Game Day Parking

Media parking passes for home football games are issued by the athletics media relations office.

Football Telephone Lines & Wireless Internet

Nine telephone lines and wireless internet are available for the working media in the press box area.

Photographers

Credentials are issued to newspapers, wire services, video crews and team photographers. NCAA rules limit photographers to a wide area behind the restraining line around the playing field and outside the 25-yard lines.

Production Truck & Satellite Uplink Parking

Production truck and satellite uplink parking is on the 7th Street side of the stadium. Arrangements must be made to park a truck overnight inside CEFCU Stadium.

Radio Broadcasts

The radio broadcast booth for the designated official flagship station of the visiting team at CEFCU Stadium is Box A on the mezzanine level of the press box and has space for five working individuals. ISDN and regular telephone service are provided.

Scouts

Space limitations prohibit seating and standing in the press box for scouting purposes.

Statistics & Services

Game statistics, play-by-play accounts and post-game quotes are compiled and distributed. FAX service is available. A meal is available two hours before kickoff.

Team Practices

During the football season, the Spartans practice in the morning. In-person, post-practice interview opportunities with the student-athletes, generally, occur at approximately 11:30 a.m. on Monday, Tuesdays, Wednesdays and Thursdays. Please contact the media relations office in advance with an interview request. Brent Brennan will have his weekly media availability at 1 p.m. every Tuesday in the press conference room of the new SAC building.

SJSU COMMUNICATIONS

Primary Football Contact:

SKY KERSTEIN ASSOCIATE ATHLETICS DIRECTOR FOR COMMUNICATIONS AND BROADCASTING

sky.kerstein@sjsu.edu

Cell: (703) 597-4950

Secondary Football Contact:

TAYLOR HODGES MULTIMEDIA SPECIALIST

taylor.hodges@sjsu.edu

Cell: (731) 608-6272

Communications:

AMY VILLA DIRECTOR OF MEDIA RELATIONS

amy.villa@sjsu.edu

Cell: (408) 421-8604

MATT STRAPP ASSISTANT DIR. OF MEDIA RELATIONS

matthew.strapp@sjsu.edu

Cell: (562) 499-9633

Mailing Address:

Alan B. Simpkins Athletics Administration Building
1393 South 7th Street
San Jose, CA 95008



WEEKLY SCHEDULE

15

SUNDAY

No Media Availability Unless Requested

16

MONDAY

Practice - 10:00 a.m. - 11:00 a.m.

17

TUESDAY

Practice - 10:00 a.m. - 11:30 a.m.

Weekly Press Conference - Brent Brennan - 1 p.m. - SAC Press Conference Room

18

WEDNESDAY

Practice - 10:00 a.m. - 11:30 a.m.

19

THURSDAY

Practice - 10:00 a.m. - 11:30 a.m.

20

FRIDAY

No media availability

21

SATURDAY

4:00 p.m. vs Utah State on CBS Sports Network

HIGHLIGHTED PLAYERS-OFFENSE

QB



#2 Chevan Cordeiro
6-1, 196, Sr., Honolulu, Hawaii

- Mountain West Offensive Preseason Player of the Year (2023)/All-Mountain West Second Team (2022)
- Transferred from Hawaii prior to 2022 season/2023 Watch List: Maxwell/Manning/Camp/O'Brien
- Threw for 272 yards and two touchdowns on 8 completions and two TD's over 50 yards at UNM (10/14/23)
- Threw for 325 yards and ran for a touchdown at Boise State (10/07/23)

Year	GP	Cmp.	Att.	Pct.	Yds.	TD/INT
2023	7	133	222	59.9	1,619	8/3
Career	55	881	1,484	59.4	11,037	76/31
Car. Highs:	33	49	---	410	4/2	

#9 Jay Butterfield
6-6, 225, So-R., Brentwood, Calif.

- Transferred from Oregon prior to 2023 season
- Threw first career touchdown vs. No. 18 Oregon State (9/3/23)
- Completed pass attempt for one yard against Eastern Washington (9/10/22)

Year	GP	Cmp	Att.	Pct.	Yds	TD/INT
2023	2	7	11	63.6	80	1/0
Car. Highs:	7	9	---	80	1/0	

RB



#32 Kairee Robinson
5-7, 195, Sr., Antioch, Calif.

- Mountain West Offensive Player of the Week (10/16/23)
- Had a career-high 4 TD's (3 on ground, 1 in air) with 197 total yards at UNM (10/14/23)
- Ran for 61 yards with a TD and had career-high 63 yard reception at Boise State (10/07/23)
- Ran for 82 yards and two touchdowns vs. Air Force (9/22/23)


Year	GP	Rush	Yds.	Avg.	TD	Long
2023	6	73	471	6.5	10	35
Career	48	416	1,990	4.8	23	39
Car. Highs:	24	148	---	3	39	

#7 Quali Conley
5-10, 207, Jr., Fresno, Calif.

- Transferred from Utah Tech prior to 2023 season
- Season-high 124 rushing yards with career-best rush of 68 yards and a TD at UNM (10/14/23)
- Had rushing touchdown, plus caught two passes for 25 yards at Boise State (10/07/23)
- Had 11 yards on three carries at Toledo (9/16/23)

Year	GP	Rush	Yds.	Avg.	TD	Long
2023	7	46	352	7.7	4	68
Car. Highs:	25	215	---	3	68	

TE



#81 Dominick Mazotti
6-4, 250, Jr-R., Pleasanton, Calif.

- Had two catches for 70 yards including a season-best 44 yards at UNM (10/14/23)
- Three catches for 25 yards at Boise State (10/07/23)
- Five catches for 60 yards vs. Air Force (9/22/23)
- Had four catches for 39 yards and a touchdown at Toledo (9/16/23)

Year	GP	Rec	Yds.	Avg.	TD	Long
2023	6	17	248	14.6	1	44
Career	28	51	673	13.2	4	46
Car. Highs:	7	100	---	1	46	



#88 Sam Olson
6-3, 242, Jr-R., Visalia, Calif.

- Two catches for seven yards at Toledo (9/16/23)
- Caught a 27-yard touchdown vs. Cal Poly (9/9/23)
- Career-high six catches, plus recovered a fumble for a touchdown vs. No. 18 Oregon State (9/3/23)
- One catch for four yards at No. 6 USC (8/26/23)

Year	GP	Rec	Yds.	Avg.	TD	Long
2023	4	10	98	9.8	1	27
Career	20	33	382	11.6	4	70
Car. Highs:	6	70	---	1	70	

WR



#0 Isaac Jernagin
5-10, 182, Jr., Bakersfield, Calif.

- Transferred from Bakersfield College (2021) and Nevada (2020) prior to 2022 season
- One catch for career-high 34 yards at Boise State (10/07/23)
- One catch for two yards at Toledo (9/16/23)
- Two catches for 17 yards and a career-high 45 yard rush vs. Cal Poly (9/9/23)

Year	GP	Rec	Yds.	Avg.	TD	Long
2023	7	6	53	8.4	0	34
Career	25	13	105	8.1	0	34
Car. Highs:	3	34	---	0	34	

#15 Matthew Coleman
6-0, 170, Fr-R., Carson, Calif.

- Mountain West Freshman of the Week (9/11/23)
- Had two catches for 20 yards at Boise State (10/07/23)
- Returned first career punt for a 75 yard touchdown and caught career-high 3 passes against Cal Poly (9/9)

Year	GP	Rec	Yds.	Avg.	TD	Long
2023	6	8	95	11.9	0	29
Car. Highs:	3	29	---	0	29	

WR



#4 Charles Ross
6-1, 171, Jr-R., Culver City, Calif.

- Transferred from Nevada prior to 2021 season
- Three catches for 28 yards at Boise State (10/07/23)
- Two catches for 47 yards vs. Air Force (9/22/23)
- Three catches for 21 yards at Toledo (9/16/23)

Year	GP	Rec	Yds.	Avg.	TD	Long
2023	6	17	205	12.1	1	31
Career	21	56	714	12.8	4	65
Car. Highs:	6	89	---	1	65	

#13 Branden Alvarez
5-9, 188, So-R., Corona, Calif.

- Caught first career catch and touchdown vs. No. 18 Oregon State (9/3/23)
- Played at No. 6 USC (8/26/23)
- Played in 11 games for SJSU in 2022

Year	GP	Rec	Yds.	Avg.	TD	Long
2023	5	2	25	12.5	1	19
Car. Highs:	2	25	---	1	19	

WR



#3 Nick Nash
6-3, 198, Jr-R., Irvine, Calif.

- Career-high 54 yard touchdown reception at UNM (10/14/23)
- Four catches for career-high 99 yards including a career-high 58 yard reception at Boise State (10/07/23)
- Five catches for 28 yards vs. Air Force (9/22/23)
- Six catches for 80 yards at Toledo (9/16/23)


Year	GP	Rec	Yds.	Avg.	TD	Long
2023	7	30	387	12.9	4	58
Career	37	41	489	11.9	5	58
Car. Highs:	7	99	---	3	58	

#12 Malikh Miller
6-4, 209, Jr-R., Oakland, Calif.

- One catch for 16 yards at UNM (10/14/23)
- Two catches for 14 yards vs. Air Force (9/22/23)
- Four catches for 50 yards at Toledo (9/16/23)

Year	GP	Rec	Yds.	Avg.	TD	Long
2023	7	14	167	11.9	0	19
Car. Highs:	4	78	---	1	48	

LT



#79 Fernando Carmona, Jr.
6-5, 325, So-R., Las Vegas, Nev.

- Started seven games in 2023
- Started all 12 games in 2022
- Started his first game vs. Portland St. (9/1/22)
- Appeared in one game in 2021

Year	GP
2023	7
Career	20

#70 Malik Williams
6-5, 307, So-R., Hayward, Calif.

- Transferred from Wyoming prior to 2022 season
- Had first career start at SJSU vs. UNLV (10/7/22)
- Also Started at Utah State (11/19/22) vs. Hawaii'i (11/26/22) & vs. EMU at Famous Idaho Potato Bowl (12/20)

Year	GP
2023	7
Career:	17

LG



#71 Tyler Ostrom
6-2, 305, Gr., Ventura, Calif.

- Started at LG all seven games in 2023
- Mountain West All-Academic Team Honoree (2020, 21, 22)
- Made eleven appearances in 2022


Year	GP
2023	7
Career	37

#78 Jake Steele
6-4, 306, Fr-R., Temecula, Calif.

- Made SJSU debut at No. 6 USC (8/26/23)
- Mountain West Scholar Athlete (2023)
- Did not make an appearance in 2022

Year	GP
2023	5
Career:	5

C



#74 Anthony Pardue
6-4, 317, Gr., Murrieta, Calif.

- Started seven games in 2023
- Started all 12 games in 2022
- Started vs. Portland St. (9/1/22)
- Started in 3-of-12 games played in 2021

Year	GP
2023	7
Career	45

#67 Kai Davison
6-1, 279, So-R., Novato, Calif.

- Played in first game vs. Portland St. (9/1/22)
- Lettered in football (Coach Mazi Moayed) and track and field at Marin Catholic High in Kentfield, Calif
- A two-time San Francisco Chronicle All-Metro team selection

Year	GP
2023	5
Career:	17

RG



#61 Marist Talavou
6-3, 327, So-R., Norwalk, Calif.

- Transferred from Utah prior to 2022 season
- Started six games in 2023
- Had first start vs. WMU (9/24/22) and started two games in 2022
- Played against vs. Portland St. (9/1/22)

Year	GP
2023	6
Career:	17

#71 Tyler Ostrom
6-2, 305, Gr., Ventura, Calif.

- Started at LG all seven games in 2023
- Mountain West All-Academic Team Honoree (2020, 21, 22)
- Made eleven appearances in 2022

Year	GP
2023	7
Career:	37

RT



#54 Jaime Navarro
6-3, 310, Gr., Temecula, Calif.

- Started seven games in 2023
- Started 11 games in 2022
- Started vs. Portland St. (9/1/22)
- Started all 12 games in 2021

Year	GP
2023	7
Career	53

#70 Malik Williams
6-5, 307, So-R., Hayward, Calif.

- Transferred from Wyoming prior to 2022 season
- Had first career start vs. UNLV (10/7/22)
- Also Started at Utah State (11/19/22) vs. Hawaii'i (11/26/22) & vs. EMU at Famous Idaho Potato Bowl (12/20)

Year	GP
2023	7
Career:	17

HIGHLIGHTED PLAYERS-DEFENSE

DE



#3 Tre Smith
6-5, 255, So-R., Mesa, Ariz.

- Two quarterback hits at UNM (10/14/23)
- Three tackles at Boise State (10/07/23)
- Career-high 13 tackles vs. Air Force (9/22/23)
- Two tackles including 0.5 sacks and 0.5 TFL's at Toledo (9/16/23)

#92 Natano Woods
6-6, 250, So-R., Kent, Wash.

- Had first career sack vs. Cal Poly (9/9/23)
- Played at No. 6 USC (8/26/23)
- Changed positions from QB to DE in 2022

NG



#96 Jay Kakiva
6-4, 307, Gr., Las Vegas, Nev.

- Five tackles, 0.5 sacks and TFL's at UNM (10/14/23)
- Had a sack, 1.0 TFL's and three tackles at Boise State (10/07/23)
- Career-high nine tackles and 0.5 TFL's vs. Air Force (9/22/23)
- Two tackles including 0.5 TFL's at Toledo (9/16/23)



#42 Soane Toia
6-0, 280, Jr., Nuku'alofa, Tonga

- Two tackles at UNM (10/14/23)
- Three tackles at Boise State (10/07/23)
- Five tackles vs. Air Force (9/22/23)
- Three tackles including 0.5 sacks and 0.5 TFL's at Toledo (9/16/23)

DE



#4 Noah Lavulo
6-2, 260, Sr., Burlingame, Calif.

- Transferred from College of San Mateo prior to 2022 season
- Six tackles, 0.5 sacks and TFL's at UNM (10/14/23)
- Had a sack, 1.0 TFL's and four tackles at Boise State (10/07/23)
- Career-high 11 tackles plus 0.5 TFL's vs. Air Force (9/22/23)

#94 Mata Hoha
6-2, 265, So-R., Sandy, Utah

- Transferred from Snow College prior to 2023 season
- Had a tackle vs. Cal Poly (9/9/23)
- Had a tackle vs. Oregon State (9/3/23)

LB



#9 Matthew Tago
6-2, 223, Sr-R., Palmdale, Calif.

- Transferred from Oregon State prior to 2020 season
- Had one pass deflection at Boise State (10/07/23)
- Career-high five tackles vs. Air Force (9/22/23)
- Two tackles at Toledo (9/16/23)

#26 Ethan Powell
6-2, 216, So., San Bernadino, Calif.

- Had one tackle vs. Cal Poly (9/9/23)
- Had one tackle at No. 6 USC (8/26/23)
- Played in 10 games with six tackles in 2022

LB



#6 Bryn Parham
5-11, 212, Jr., Long Beach, Calif.

- Eight tackles at UNM (10/14/23)
- Career-high two fumble recoveries, one forced fumble, 12 tackles at Boise State (10/07/23)
- 11 tackles vs. Air Force (9/22/23)
- 11 tackles including 0.5 TFL's at Toledo (9/16/23)

#44 Jordan Cobbs
6-1, 234, Jr-R., Oakland, Calif.

- Two tackles at UNM (10/14/23)
- One pass deflection at Boise State (10/07/23)
- Two tackles vs. Air Force (9/22/23)

LB



#10 Jordan Pollard
6-0, 200, So., Los Angeles, Calif.

- Five tackles at UNM (10/14/23)
- One forced fumble, one interception, 1.0 TFL's and seven tackles at Boise State (10/07/23)
- Five tackles vs. Air Force (9/22/23)
- Four tackles at Toledo (9/16/23)

#35 Charles Rogers
6-1, 218, Sr., Loomis, Calif.

- Transferred from SDSU prior to 2021 season
- Tied career-high three tackles including career-high 1.0 for loss vs. Cal Poly (9/9/23)
- Had three tackles vs. No. 18 Oregon State (9/3/23)

LB



#41 Taniela Latu
6-1, 237, Jr., San Mateo, Calif.

- Transferred from College of San Mateo prior to 2023 season
- Five tackles at UNM (10/14/23)
- Three tackles with 0.5 for loss at Boise State (10/07/23)
- Career-high 13 tackles including 1.5 TFL's vs. Air Force (9/22/23)

#9 Matthew Tago
6-2, 223, Sr-R., Palmdale, Calif.

- Transferred from Oregon State prior to 2020 season
- Had one pass deflection at Boise State (10/07/23)
- Career-high five tackles vs. Air Force (9/22/23)

CB



#7 Kenyon Reed
5-10, 176, Jr., Sacramento, Calif.

- Transferred from Kansas State prior to 2020 season
- Five tackles including 1.0 TFL's and one PBU at UNM (10/14/23)
- Had one pass break up and one tackle at Boise State (10/07/23)
- Started and had two tackles at Toledo (9/16/23)

#2 DJ Harvey
5-11, 190, So-R., Palmdale, Calif.

- Transferred from Virginia Tech prior to 2023 season
- Three tackles at UNM (10/14/23)
- Had one tackle vs. Cal Poly (9/9/23)

S



#1 Chase Williams
6-1, 200, Sr-R., Eastvale, Calif.

- Transferred from USC prior to 2022 season/All-Mountain West Honorable Mention (2022)
- Four tackles and two PBU's at UNM (10/14/23)
- Four tackles, 0.5 TFL's at Boise State (10/07/23)
- Three tackles vs. Air Force (9/22/23)

#29 Jalen Apalit-Williams
6-1, 197, So-R., Martinez, Calif.

- Played in all four games in 2023
- Had career-high three tackles vs. No. 18 Oregon State (9/3/23)
- Appeared in eight games for SJSU in 2022

S



#22 Tre Jenkins
5-11, 216, Gr., Stockton, Calif.

- All-Mountain West Honorable Mention (2022)
- Arthur Ashe, Jr. Sports Scholar Award recipient (2020, 21, 22), Campbell Trophy Semifinalist (2022)
- Four tackles at UNM (10/14/23)
- Career-high 13 tackles vs. Air Force (9/22/23)

#27 Andrew Jenkins
5-9, 194, Gr., Stockton, Calif.

- Dr. Harry Edwards Award recipient (2022)
- Arthur Ashe Jr. Sports Scholar Award recipient (2021, 22)
- Recovered fumble at Toledo (9/16/23)

CB



#25 Michael Dansby
5-11, 181, So., Oakland, Calif.

- Four tackles at Boise State (10/07/23)
- Two tackles vs. Air Force (9/22/23)
- Five tackles, one TFL and one pass deflection at Toledo (9/16/23)
- Played in first game of season vs. Cal Poly (9/9/23)

#8 Jay'Vion Cole
5-10, 175, So., Oakland, Calif.

- Transferred from Cal Poly prior to 2023 season
- One interception, two PBU's and three tackles at UNM (10/14/23)
- Two tackles at Boise State (10/07/23)

Year	GP	UT	AT	TT	Sack	TFL
2023	7	14	17	31	3.0	4.0
Career	18	25	28	53	6.0	9.5
Car. Highs:	---	---	13	1.5	2.5	

Year	GP	UT	AT	TT	Sack	TFL
2023	2	2	1	3	1.0	1.0
Car. Highs:	---	---	3	1.0	1.0	

Year	GP	UT	AT	TT	Sack	TFL
2023	7	8	15	23	1.5	3.5
Career	31	20	33	53	2.0	5.0
Car. Highs:	---	---	9	1.0	1.0	

Year	GP	UT	AT	TT	Sack	TFL
2023	7	10	7	17	0.5	0.5
Career	38	44	30	74	3.0	10.5
Car. Highs:	---	---	6	1.0	2.0	

Year	GP	UT	AT	TT	Sack	TFL
2023	7	11	17	28	1.5	3.0
Career	19	17	23	40	2.5	4.0
Car. Highs:	---	---	11	1.0	1.0	

Year	GP	UT	AT	TT	Sack	TFL
2023	3	1	1	2	0.0	0.0
Car. Highs:	---	---	1	0.0	1.0	

Year	GP	UT	AT	TT	Sack	TFL
2023	7	5	6	11	0.0	1.0
Career	40	33	29	62	2.0	6.5
Car. Highs:	---	---	5	1.0	2.0	

Year	GP	UT	AT	TT	Sack	TFL
2023	5	2	0	2	0.0	0.0
Car. Highs:	---	---	2	0.0	0.0	

Year	GP	UT	AT	TT	Sack	TFL
2023	7	33	27	60	0.5	1.0
Career	26	78	75	153	3.5	7.0
Car. Highs:	---	---	14	1.0	2.0	

Year	GP	UT	AT	TT	Sack	TFL
2023	6	8	4	12	0.0	0.0
Car. Highs:	---	---	8	1.0	2.0	

Year	GP	UT	AT	TT	Sack	TFL
2023	7	23	11	34	0.0	2.0
Career	18	50	35	85	0.0	5.5
Car. Highs:	---	---	11	0.0	2.0	

Year	GP	UT	AT	TT	Sack	TFL
2023	7	2	5	7	0.0	1.0
Car. Highs:	---	---	3	0	1.0	

Year	GP	UT	AT	TT	Sack	TFL
2023	6	11	15	26	0.0	3.0
Career	6	11	15	26	0.0	3.0
Car. Highs:	---	---	13	0.0	1.5	

Year	GP	UT	AT	TT	Sack	TFL
2023	7	5	6	11	0.0	1.0
Car. Highs:	---	---	5	1.0	2.0	

Year	GP	UT	AT	TT	TFL	INT/PD
2023	7	15	3	18	1.0	0/2
Career	31	67	23	90	3.5	2/10
Car. Highs:	---	---	9	1.0	1/3	

Year	GP	UT	AT	TT	TFL	INT/PD
2023	7	9	2	11	0.0	0/1
Car. Highs:	---	---	4	1.0	0/2	

Year	GP	UT	AT	TT	TFL	INT/PD
2023	7	18	13	31	0.5	1/2
Career	50	100	56	156	6.5	3/6
Car. Highs:	---	---	7	2.0	1/2	

Year	GP	UT	AT	TT	TFL	INT/PD
2023	7	3	2	5	0	0/0
Car. Highs:	---	---	3	0	0/0	

Year	GP	UT	AT	TT	TFL	INT/PD
2023	4	7	4	11	1.0	1/2
Career	53	153	68	221	10.0	5/12
Car. Highs:	---	---	13	1.5	1/2	

Year	GP	UT	AT	TT	TFL	INT/PD
2023	7	1	1	2	0	0/0
Car. Highs:	---	---	4	0.0	0/1	

Year	GP	UT	AT	TT	TFL	INT/PD
2023	4	7	4	11	1.0	0/1
Career	16	16	13	29	2.0	2/5
Car. Highs:	---	---	5	1.0	1/2	

Year	GP	UT	AT	TT	TFL	INT/PD
2023	7	13	3	16	2.0	1/8
Car. Highs:	---	---	4	1.0	2/3	

HIGHLIGHTED PLAYERS-SPECIAL TEAMS

K



#49 Taren Schive
5-10, 182, Jr., Riverside, Calif.

- Had nine kickoffs at UNM (10/14/23)
- Had six kickoff's at Boise State (10/07/23)
- Had four kickoff's vs. Air Force (9/22/23)
- Had four kickoff's at Toledo (9/16/23)



#11 Kyler Halvorsen
5-10, 183, Jr., Honolulu, Hawai'i

- Transferred from Hawai'i prior to 2023 season
- Went 1-for-2 on field goals with a 39 yarder at UNM (10/14/23)
- Went 2-for-2 on field goals including a 33 yarder at Boise State (10/07/23)
- Went 1-for-2 on field goals including a 37 yarder at Toledo (9/16/23)

P



#99 Alex Weir
6-0, 195, Sr., Colfax, Calif.

- Transferred from Sacramento City College prior to 2022 season
- Four punts including a 54 yarder and one inside the 10 at Boise State (10/07/23)
- Two punts for 68 yards vs. Air Force (9/22/23)
- Five punts with two inside the 20 and one 56 yards at Toledo (9/16/23)

LS



#51 Andrew Gonnevill
6-1, 217, Sr., Mission Viejo, Calif.

- Long snapper in 50 collegiate games including all games in 2023
- Recovered fumble at Toledo (9/16/23)
- Mountain West Scholar-Athlete (2021)
- Academic All-Mountain West Team Honoree (2019, 20, 21, 22)

KR



#20 Jabari Bates
5-6, 170, Fr-R., Compton, Calif.

- Appeared in six games in 2023
- Two kickoff returns for 37 yards at UNM (10/14/23)
- Three kickoff returns for 46 yards vs. Air Force (9/22/23)



#0 Isaac Jernagin
5-10, 182, Jr., Bakersfield, Calif.

- Transferred from Bakersfield College prior to 2022 season
- Two kickoff returns for 35 yards vs. Air Force (9/22/23)
- Had one kickoff return at Toledo (9/16/23)

PR



#2 DJ Harvey
5-11, 190, So-R., Palmdale, Calif.

- Transferred from Virginia Tech prior to 2023 season
- One punt and one kick return at UNM (10/14/23)
- Had three punt returns at Toledo (9/16/23)

#15 Matthew Coleman
6-0, 170, Fr-R., Carson, Calif.

- Mountain West Freshman of the Week (9/11/23)
- One punt return for 44 yards at UNM (10/14/23)
- Took first punt return 75 yards to the house vs. Cal Poly (9/9/23)

Year	GP	FG	FGA	Lg.	PAT	Pts.
2023	7	0	0	0	0-0	0
Career	31	12	18	43	37-40	73
Car. Highs:	3	4	43	5-5	10	

Year	GP	FG	FGA	Lg.	PAT	Pts.
2023	7	6	8	49	28-29	46
Career	33	6	8	49	28-29	46
Car. Highs:	2	2	49	7-7	10	

Year	GP	Punt	Yds.	Avg.	I-20	LG
2023	7	25	1,035	41.4	6	56
Career	15	50	2,048	41.0	11	57
Car. Highs:	8	376	47.0	2	57	

Year	GP
2023	7
Career	50

Year	PR/Yds.	Lg.	KR/Yds.	Lg.	TD
2023	0/0	0	5/83	20	0
Career	0/0	0	5/83	20	0
Car. Highs:	0/0	0	N/A	20	0

Year	PR/Yds.	Lg.	KR/Yds.	Lg.	TD
2023	0/0	0	8/118	27	0
Career	0/0	0	19/330	28	0
Car. Highs:	0/0	0	N/A	28	0



Year	PR/Yds.	Lg.	KR/Yds.	Lg.	TD
2023	2/119	75	0/0	0	1
Career	2/119	75	0/0	0	1
Car. Highs:	N/A	75	0/0	0	1

PREVIOUS GAMES

US/THEM

OPPONENT/SCORE	RUSH ATT-YDS	COMP-ATT-INT	PASS YDS	PLAYS-YDS	RETURN YDS	PEN-TO'S
At No. 6 USC	27-198/34-160	21-39-0/24-35-0	198/341	66-396/69-501	53/162	3-0/8-0
No. 18 Oregon State	22-56/35-197	25-42-0/22-28-0	223/276	64-279/63-473	23/24	5-1/9-0
Cal Poly	43-267/33-95	15-23-0/13-24-1	205/74	66-472/57-169	75/32	6-0/5-3
At Toledo	29-40/36-229	24-41-1/13-23-1	228/92	70-268/59-321	22/6	4-1/8-3
Air Force*	17-115/73-400	24-35-1/2-2-0	239/28	52-354/75-428	82/0	6-1/4-0
At Boise State*	26-104/42-262	23-38-1/13-24-1	325/230	64-429/66-492	0/12	7-1/3-3
At New Mexico*	32-259/36-129	8-17-0/18-30-1	272/262	49-531/66-391	112/19	11-0/15-1
Utah State*	0-0/0-0	0-0-0/0-0-0	0/0	0-0/0-0	0/0	0-0/0-0
At Hawai'i*	0-0/0-0	0-0-0/0-0-0	0/0	0-0/0-0	0/0	0-0/0-0
Fresno State*	0-0/0-0	0-0-0/0-0-0	0/0	0-0/0-0	0/0	0-0/0-0
San Diego State*	0-0/0-0	0-0-0/0-0-0	0/0	0-0/0-0	0/0	0-0/0-0
At UNLV*	0-0/0-0	0-0-0/0-0-0	0/0	0-0/0-0	0/0	0-0/0-0

TEAM COMPARISON

STATISTIC		CONF	FBS		CONF	FBS
Rushing Offense (YPG)	148.4	7th	71st	172.3	4th	48th
Passing Offense (YPG)	242.7	5th	58th	305.6	2nd	17th
Total Offense (YPG)	391.1	7th	67th	477.9	1st	15th
Scoring Offense (PPG)	31.4	5th	48th	37.3	2nd	16th
Rushing Defense (YPG)	210.1	12th	127th	163.6	6th	99th
Pass Defense (YPG)	186.1	2nd	22nd	251.0	7th	101st
Total Defense (YPG)	396.3	5th	92nd	414.6	7th	107th
Scoring Defense (PPG)	32.3	7th	113th	32.9	8th	114th
Net Punting	35.2	12th	119th	36.3	8th	103rd
Punt Returns (AVG)	19.7	1st	6th	11.1	4th	41st
Kickoff Returns (AVG)	14.5	12th	123rd	18.6	7th	88th
Sacks	9	10th	120th (per game)	12	9th	99th (per game)
Turnover Margin	+6	3rd	17th	0	7th	61st
3rd Down Conv. Off %	39.0%	8th	77th	37.5%	9th	92nd
3rd Down Conv. Def %	46.7%	10th	118th	43.1%	6th	99th
Red Zone Offense %	88.9%	5th	38th	88.0%	8th	46th
Red Zone Defense %	96.0%	12th	125th	87.5%	7th	89th



CATEGORY	PLAYER	STAT	CONF RANK	PLAYER	STAT	CONF RANK
RUSH YDS	Robinson	471	6th	Booth	446	7th
PASS YDS	Cordeiro	1,619	4th	Legas	1,338	5th
RECEPTIONS	Nash	30	12th	Royals	39	4th
REC YDS	Nash	387	13th	Royals	647	2nd
INTS	Jenkins/Williams/Pollard/Cole	1	N/A	Larsen	3	2nd
SACKS	Smith	3.0	10th	Fitzgerald	4.0	4th
TACKLES	Parham	60	4th	Tafisi	69	1st
TFL's	Smith	4.0	N/A	Tafisi	5.5	N/A
FG's	Halvorsen	75% (6/8)	6th	Nimrod	78% (7/9)	5th

THE LAST TIME

A PLAYER RUSHED FOR 200 OR MORE YARDS IN A GAME: Tyler Ervin (36 for 263 yards and one TD) as the Spartans beat New Mexico, 31-21, on October 24, 2015... **and by the opponent:** Hawaii running back Diocemy Saint Juste (39 for 202 and two TDs) as Hawai'i defeated San Jose State, 37-26, on October 14, 2017.

TWO OR MORE TEAMMATES RUSHED FOR 100 OR MORE YARDS IN A GAME: Running backs Kairee Robinson and Quali Conley combined for 258 yards rushing at New Mexico on October 14, 2023... **and by the opponent:** Running backs Emmanuel Michel (148 yards) and John Lee Eldridge (102 yards) for Air Force on September 22, 2023.

TWO SPARTANS RUSHED 70 OR MORE YARDS ON SEPARATE PLAYS IN A GAME FOR A TOUCHDOWN : Malike Roberson (87 yards) and Zamore Zigler (74 yards), both in the fourth quarter as the Spartans beat Portland State, 66-35, on September 10, 2016.

A PLAYER CAUGHT 10 OR MORE PASSES IN A GAME: Bailey Gaither (10 for 208 yards and one TD) in a 38-21 win over New Mexico on October 31, 2020... **and by the opponent:** Willie Fairman of Northern Colorado (10 for 53 yards) in the Spartans' 35-18 win on August 29, 2019.

A RECEIVER GAINED AT LEAST 200 YARDS IN A GAME: Bailey Gaither (10 for 208 yards and one TD) in a 38-21 win over New Mexico on October 31, 2020... **and by the opponent:** Davante Adams (13 for 264 yards and three TDs) in the Spartans' 62-52 win over Fresno State on November 29, 2013.

TWO OR MORE TEAMMATES GAINED AT LEAST 100 RECEIVING YARDS IN A GAME: Bailey Gaither (10 for 208 yards and 1 TD) and Tre Walker (9 for 107 yards and 2 TDs) in the Spartans' loss to UNLV, 38-35, on November 23, 2019... **and by the opponent:** Quinton Patton (10 for 125 yards and two TDs) and Myles White (7 for 126 and one TD) as San José State defeated Louisiana Tech, 52-43, on November 24, 2012.

THREE TEAMMATES GAINED AT LEAST 100 RECEIVING YARDS IN A GAME: Chandler Jones (8 for 146 yards and three TDs), Tyler Winston (10 for 164 yards and one TD) and Kyle Nunn (10 for 160 yards and two TDs) as the Spartans beat #16-Fresno State, 62-52, on November 29, 2013... **and by the opponent:** Ryan Grice-Mullen (14 for 175 yards and one TD), Davone Bess (12 for 140 and one TD) and Jason Rivers (12 for 138 and one TD) in a 42-35 overtime loss to Hawai'i on October 12, 2007.

A PASSER COMPLETED 35 OR MORE PASSES IN A GAME: Josh Love completed 37-of-56 passes with four interceptions for 465 yards and three TDs in a 38-35 loss at UNLV on November 23, 2019...**and by the opponent:** Derek Carr (38-of-50 with one interception and six TDs) in San José State's 62-52 win on November 29, 2013.

A PASSER PASSED FOR 400 OR MORE YARDS IN A GAME: Nick Starkel threw for 453 yards on 32-of-52 passing with no interceptions and three TDs in a 34-20 win over Boise State on December 19, 2020 ... **and by the opponent:** Jordan Love (491 yards and five TDs) in Utah State's 62-24 win over San José State on November 10, 2018.

AN INTERCEPTION WAS RETURNED FOR A TOUCHDOWN: Dakari Monroe (50 yards) in a 50-37 win over UNLV on October 27, 2018... **and by the opponent:** Toledo's Chris McDonald retruned an interception 25 yards four a touchdown on September, 16, 2023.

MORE THAN ONE INTERCEPTION IN GAME WAS RETURNED FOR A TOUCHDOWN: Kyle Flynn (90 yards) and Duke Ihenacho (43 yards) in a 31-14 win at New Mexico State on October 18, 2008...**and by the opponent:** Dameon Baber (100 and 39 yards) as Nevada defeated San José State, 59-14, on November 11, 2017.

A PLAYER INTERCEPTED TWO OR MORE PASSES IN A GAME: Brandon Ezell intercepted two passes in the 32-21 New Mexico win on October 4, 2019...**and by the opponent:** Nevada's Dameon Baber intercepted two passes and scored on both of them in the Wolf Pack's 59-14 win on November 11, 2017.

A SPARTAN RETURNED AN INTERCEPTION FOR A TOUCHDOWN IN CONSECUTIVE GAMES: Duke Ihenacho on 43-yard returns against Utah State and New Mexico State in 2008.

A PUNT WAS RETURNED FOR A TOUCHDOWN: Matthew Coleman returned a 75 yard touchdown against Cal Poly on September 9, 2023...**and by the opponent:** Utah State's Jaden Smith returned a punt 56 yards for a touchdown on November 19, 2022.

A BLOCKED PUNT RESULTED IN A SPARTAN TOUCHDOWN: Keynan Higgins blocked a punt and Justin Stearns ran it back for a seven yard touchdown at New Mexico on October 14, 2023.

A BLOCKED PUNT RESULTED IN AN OPPONENT TOUCHDOWN: Utah State's Ike Larsen blocked a punt that was returned by Jaden Smith 56 yards for a touchdown on November 19, 2022.

A KICKOFF WAS RETURNED FOR A SPARTAN TOUCHDOWN: Shamar Garrett returned a kickoff 98 yards in the Spartans' 30-20 win over Nevada on December 11, 2020.

A KICKOFF WAS RETURNED BY AN OPPONENT FOR A TOUCHDOWN: Zachariah Branch returned a kickoff 96 yards for a No. 6 USC touchdown on August 26, 2023.

A FUMBLE RESULTED IN A SPARTAN TOUCHDOWN: Sam Olson picked up a fumble in the end zone for a touchdown against No. 17 Oregon State on September 3, 2023.

A FUMBLE RESULTED IN AN OPPONENT TOUCHDOWN: Army West Point's James Nachtigal picked up a San José State fumble and ran 52 yards for a touchdown in a 52-3 win over the Spartans on October 13, 2018.

A PLAYER SCORED THREE OR MORE TOUCHDOWNS IN A GAME: Kairee Robinson scored four touchdowns for the Spartans (197 total yards), three on the ground and one in the air, against New Mexico on October 14, 2023... **and by the opponent:** Utah State's Darwin Thompson rushed 15 times for 140 yards and one touchdown and caught four passes for 115 yards and two TDs in Utah State's 62-24 win over the Spartans on November 10, 2018.

A SPARTAN SAFETY WAS SCORED: San José State scored a safety when Noah Wright and Bryun Parham tackled Wyoming's Titus Swen in the end zone in a 33-16 win at Wyoming on October 1, 2022.

AN OPPONENT SAFETY WAS SCORED: Fresno State scored a safety when San José State quarterback Josh Love was tackled in the end zone by Justin Rice on November 30, 2019.

TWO BROTHERS SCORED IN THE SAME SAN JOSÉ STATE GAME: James Callier, Jr., caught a 2-point conversion pass and James T. Callier caught an 8-yard touchdown pass in the Spartans' 31-21 win at New Mexico State on November 4, 2006.

A PLAYER KICKED THREE OR MORE FIELD GOALS: Taren Schive kicked field goals of 33, 27 and 37 in a 24-16 loss at Auburn on September 10, 2022... **and by the opponent:** Northern Colorado's Colin Root kicked field goals of 52, 36, and 36 yards in a 35-18 loss to San Jose State on August 29, 2019.

A SPARTAN LED THE NATION IN A STATISTICAL CATEGORY AT THE END OF A SEASON: Frank Ginda was the national leader in total tackles in 2017. He was credited with 173 tackles and a 13.3 per game average.



A DEFENSIVE EXTRA-POINT WAS SCORED IN A SAN JOSÉ STATE GAME: Eastern Michigan scored a defensive extra point when EMU blocked an SJSU extra point and Tristen Hines returned it for two points on December 20, 2022.

MORE THAN 60 POINTS WERE SCORED BY ONE TEAM: The Spartans scored 66 points in a 66-35 win over Portland State on September 10, 2016... **and by the opponent:** Utah State defeated San José State, 62-24, on November 10, 2018.

MORE THAN 100 POINTS WERE SCORED IN A SAN JOSÉ STATE GAME: San José State and Portland State combined for 101 points in a 66-35 Spartan victory on September 10, 2016. There are 11 times in school history in which 100 or more points were scored in a football game.

SAN JOSÉ STATE SCORED 28 OR MORE POINTS IN A QUARTER: The Spartans scored 30 points in the third quarter of a 42-30 loss to Colorado State on October 6, 2018.

THE OPPONENT SCORED 28 OR MORE POINTS IN A QUARTER: Utah State scored 28 points in the second quarter of a 62-24 win over the Spartans on November 10, 2018.

SAN JOSÉ STATE OVERCAME A DEFICIT OF 14 OR MORE POINTS TO WIN: San José State erased a 21-7 3rd quarter lead to beat Nevada 35-28 on October 29, 2022.

THE OPPONENT OVERCAME A DEFICIT OF 14 OR MORE POINTS TO WIN: San José State led San Diego State State, 14-0, in the first quarter, but lost, 43-27, on November 12, 2022.

SAN JOSÉ STATE WON A GAME ON THE FINAL PLAY: Placekicker Nick Gilliam booted a 37-yard field goal as San José State defeated Illinois, 38-35, on September 21, 2002.

SAN JOSÉ STATE LOST A GAME ON THE FINAL PLAY: Nevada kicker Brandon Talton kicked a 40-yard field goal as the Wolf Pack defeated the Spartans, 41-38, on October 12, 2019.

A SHUTOUT WAS RECORDED: San José State shut out Sacramento State, 24-0, on August 29, 2013... **and by the opponent:** Washington State blanked the Spartans, 31-0, on September 8, 2018.

SAN JOSÉ STATE DEFEATED A NATIONALLY-RANKED OPPONENT: San José State defeated No. 16 Fresno State, 62-52, on November 29, 2013.

THE SPARTANS PLAYED AN OVERTIME GAME: The Spartans lost to Hawai'i, 44-41, in five overtimes on September 29, 2018.

THE SPARTANS HAD A WINNING SEASON: The Spartans had a 7-5 record in 2022.

THE SPARTANS WENT TO A BOWL GAME: The Spartans faced Eastern Michigan in the Famous Idaho Potato bowl, December 20, 2022.

2023 SJSU ROSTER

No.	Name	Pos.	Ht.	Wt.	Class	Hometown (High School/Prev. School)
28	Jordan Allen	LB	6-0	224	So-R.	San Diego, Calif. [Cathedral Catholic HS]
13	Branden Alvarez	WR	5-9	188	So-R.	Corona, Calif. [Centennial HS]
29	Jalen Apalit-Williams	DB	6-1	197	So-R.	Martinez, Calif. [Las Lomas HS]
15	Jalen Bainer	CB	5-10	181	So-R.	San Marcos, Calif. [San Marcos HS]
62	Nathan Balestrieri	OL	6-2	295	Fr.	Walnut Creek, Calif. [Las Lomas HS]
23	Jabari Bates	RB	5-6	170	Fr-R.	Compton, Calif. [St. John Bosco HS]
30	Assani Berkeley	DB	6-0	187	So-R.	San Luis Obispo, Calif. [Mission Prep HS]
39	Dino Beslagic	K	6-3	200	Fr-R.	Santa Clara, Calif. [Santa Clara HS]
1	Kejuan Bullard, Jr.	WR	6-1	192	Fr-R.	Watts, Calif. [San Pedro HS]
9	Jay Butterfield	QB	6-6	225	So-R.	Brentwood, Calif. [Liberty HS/Oregon]
85	Jackson Canaan	TE	6-2	235	So-R.	Sacramento, Calif. [Jesuit HS]
79	Fernando Carmona, Jr.	OL	6-5	325	So-R.	Las Vegas, Nev. [Las Vegas HS]
45	Alexander Cobbs	LB	6-3	218	Fr.	Long Beach, Calif. [St. Anthony HS]
44	Jordan Cobbs	LB	6-1	234	Jr-R.	Oakland, Calif. [San Leandro HS]
8	Jay'Vion Cole	CB	5-10	175	So.	Oakland, Calif. [McClymonds HS/Cal Poly]
15	Matthew Coleman	WR	6-0	170	Fr-R.	Carson, Calif. [Junipero Serra HS]
21	Kayden Collins	RB	5-11	175	Fr-R.	Canoga Park, Calif. [Canoga Park HS]
16	Imari Conley	DB	5-8	166	Fr.	Fresno, Calif. [Central East HS]
7	Quali Conley	RB	5-10	207	Jr.	Fresno, Calif. [Central East HS/Utah Tech]
2	Chevan Cordeiro	QB	6-1	196	Sr.	Honolulu, Hawai'i [Saint Louis HS/Hawai'i]
25	Michael Dansby	DB	5-11	181	So.	Oakland, Calif. [McClymonds HS]
67	Kai Davison	OL	6-1	279	So-R.	Navato, Calif. [Marin Catholic HS]
65	Denaris DeRosa, Jr.	OL	6-2	286	Fr-R.	Redwood City, Calif. [St. Francis HS]
5	Walker Eget	QB	6-3	220	So-R.	Santa Clarita, Calif. [West Ranch HS]
33	Justin Eklund	LB	6-3	224	Fr-R.	Rocklin, Calif. [Folsom HS]
50	Gafa Faga	OL	6-2	282	So.	Alao, American Samoa [Fagaitua HS/New Mexico Military Institute]
28	Jakob Galloway	RB	5-10	215	Fr-R.	Carson, Calif. [Banning HS]
16	Anthony Garcia	QB	6-1	192	Fr.	Sacramento, Calif. [Capital Christian HS]
51	Andrew Gonneville	LS	6-1	217	Sr.	Mission Viejo, Calif. [Trabuco Hills HS]
77	Luke Griskey	OL	6-4	261	Fr.	Huntley, Ill. [Huntley HS]
38	Elisha Guidry	DB	6-0	192	Sr-R.	Long Beach, Calif. [Vista Murrieta HS/UCLA]
72	Nate Hale	OL	6-5	291	Fr.	Orange, Calif. [Orange Lutheran HS]
11	Kyler Halvorsen	K	5-10	183	Jr.	Honolulu, Hawai'i [Kaiser HS/Hawai'i]
37	Dylan Hampsten	DL	6-3	218	Fr.	Santa Clarita, Calif. [Oaks Christian HS]
98	Vaka Hansen	DL	6-0	313	Fr.	Orange, Calif. [St. John Bosco HS]
75	Joseph Harbert	OL	6-3	299	Fr-R.	San Francisco, Calif. [Riordan HS]
2	DJ Harvey	DB	5-11	190	So-R.	Palmdale, Calif. [Sierra Canyon HS/Virginia Tech]
87	Joseph Hernandez, Jr.	WR	6-2	185	Fr.	Santa Clara, Calif. [Santa Clara HS]
18	Keynan Higgins	WR	6-4	177	Fr.	Antioch, Calif. [Pittsburg HS]
17	Cooper Hoch	WR	6-2	186	Fr.	Costa Mesa, Calif. [Corona del Mar HS]
94	Mata Hola	DL	6-2	265	So-R.	Sandy, Utah [Alta HS/Snow College]
27	Andrew Jenkins	S	5-9	194	Gr.	Stockton, Calif. [St. Mary's HS]
22	Tre Jenkins	S	5-11	216	Gr.	Stockton, Calif. [St. Mary's HS]
0	Isaac Jernagin	WR	5-10	182	Jr.	Bakersfield, Calif. [Bakersfield HS/Bakersfield College]
96	Jay Kakiva	DL	6-4	307	Gr.	Las Vegas, Nev. [Green Valley HS/Fresno City College]
73	Laakea Kapoi	OL	6-2	319	Fr-R.	Honolulu, Hawai'i [Saint Louis HS/San Diego State]
83	Kamaehu Kopa-Kaawalaule	TE	6-4	212	Fr.	Ewa Beach, Hawai'i [James Campbell HS]
41	Taniela Latu	LB	6-1	237	Jr.	San Mateo, Calif. [Junipero Serra HS/College of San Mateo]
4	Noah Lavulo	DL	6-2	260	Sr.	Burlingame, Calif. [Burlingame HS/College of San Mateo]
5	Jaylan Lawson	LB	6-1	199	Sr.	Monmouth Junction, N.J. [South Brunswick HS/Bakersfield College]
34	Dylan Lee	LB	6-1	220	Fr.	French Camp, Calif. [East Union HS]
89	Nate Lewis	TE	6-5	245	Fr-R.	Carmichael, Calif. [Jesuit HS]
91	Quincy Likio	DL	6-1	291	Jr.	Kapahulu, Hawai'i [Saint Louis HS/College of San Mateo]
11	Justin Lockhart	WR	6-3	197	Sr.	Los Angeles, Calif. [Junipero Serra HS/Nevada]

Numerical Roster

0	Isaac Jernagin	WR
1	Kejuan Bullard, Jr.	WR
1	Chase Williams	DB
2	Chevan Cordeiro	QB
2	DJ Harvey	CB
3	Tre Smith	DL
3	Nick Nash	WR
4	Noah Lavulo	DL
4	Charles Ross	WR
5	Walker Eget	QB
5	Jaylan Lawson	DB
6	Bryun Parham	LB
7	Quali Conley	RB
7	Kenyon Reed	CB
8	Jay'Vion Cole	LB
9	Jay Butterfield	QB
9	Matthew Tago	LB
10	Tyler Voss	QB
10	Jordan Pollard	LB
11	Kyler Halvorsen	K
11	Justin Lockhart	WR
12	Malikhi Miller	WR
13	Branden Alvarez	WR
14	Elijah Wood	LB
15	Jalen Bainer	CB
15	Matthew Coleman	WR
15	Jalen Bainer	CB
16	Imari Conley	DB
16	Anthony Garcia	QB
17	Cooper Hoch	WR
17	Zavion Reese	CB
18	Keynan Higgins	WR
19	Noah McNeal-Franklin	LB
20	Jabari Bates	RB
20	Isiah Revis	DB
21	Kayden Collins	RB
22	Tre Jenkins	S
23	Justin Stearns	LB
24	Justin Eklund	LB
24	Sebastian Macaluso	WR
25	Michael Dansby	DB
26	Ethan Powell	LB
27	Andrew Jenkins	S
28	Jordan Allen	LB
28	Jakob Galloway	RB
29	Jalen Apalit-Williams	DB
30	Assani Berkeley	DB
31	Hunter Nowell	DB
32	Kairee Robinson	RB
34	Dylan Lee	LB
34	JuJu Teu	RB
35	Charles Rogers	LB
36	Jeremiah Zamora	DB
37	Dylan Hampsten	DL
38	Elisha Guidry	DB
39	Dino Beslagic	K
39	Caleb Womack	CB
40	Tavarius Pitts	DL
41	Taniela Latu	LB
42	Soane Toia	DL
44	Jordan Cobbs	LB
45	Alex Cobbs	LB
48	Dejon Roney	DL
49	Taren Schive	PK
50	Gafa Faga	DL
51	Andrew Gonneville	LS
53	Brady Van Bennekum	LB
54	Jaime Navarro	OT
55	Anthony Madrigal	LB
55	James McNorton	OL
56	Jairus Satele	DL
59	Davis Salom	LS

2023 SJSU ROSTER

86	Skylar Loving-Black	TE	6-3	245	Sr.	San Jose, Calif. [Valley Christian HS/Iowa State]	61	Marist Talavou	OL
24	Sebastian Macaluso	WR	6-0	193	Jr.	Oxnard, Calif. [Oaks Christian HS/Ventura College]	62	Nathan Balestrieri	OL
90	Akio Martinson	DL	6-1	292	Fr.	Loomis, Calif. [Del Oro HS]	65	Denaris DeRosa, Jr.	OL
81	Dominick Mazotti	TE	6-4	250	Jr-R.	Pleasanton, Calif. [Amador Valley HS]	67	Kai Davison	OL
19	Noah McNeal-Franklin	LB	5-11	221	Jr.	Vallejo, Calif. [St.Patrick-St. Vincent HS/Contra Costa College]	68	Ryan Stewart	OL
55	James McNorton	OL	6-5	269	So-R.	Brentwood, Calif. [Liberty HS/Washington State]	69	Uluakinofu Taliauli	OL
60	Hudson Mesa	OL	6-1	279	So-R.	Los Gatos, Calif. [St. Francis HS]	70	Malik Williams	OL
12	Malikhi Miller	WR	6-4	209	Jr-R.	Oakland, Calif. [El Cerrito HS]	71	Tyler Ostrom	OL
3	Nick Nash	WR	6-3	198	Jr-R.	Irvine, Calif. [Woodbridge HS]	72	Nate Hale	OL
54	Jaime Navarro	OT	6-3	310	Gr.	Temecula, Calif. [Great Oak HS]	73	Laakea Kapoi	OL
97	John Norwood	DL	6-3	218	Fr-R.	Milpitas, Calif. [Milpitas HS]	74	Anthony Pardue	OL
31	Hunter Nowell	DB	6-1	206	Fr.	Huntington Beach, Calif. [St. John Bosco HS]	75	Joseph Harbert	OL
88	Sam Olson	TE	6-3	242	Jr-R.	Visalia, Calif. [Redwood HS]	77	Luke Griskey	OL
71	Tyler Ostrom	OL	6-2	305	Gr.	Ventura, Calif. [Saint Bonaventure HS]	78	Jake Steele	OL
74	Anthony Pardue	OL	6-4	317	Gr.	Murrieta, Calif. [Murrieta Valley HS]	79	Fernando Carmona, Jr.	OL
6	Bryun Parham	LB	5-11	212	Jr.	Long Beach, Calif. [Long Beach Poly HS]	80	Trevor Voss	WR
99	Kaleb Peleki	DL	6-1	242	Fr-R.	Vallejo, Calif. [Bethel HS/Missouri State]	81	Dominick Mazotti	TE
40	Tavarius Pitts	DL	6-1	245	Jr.	Atlanta, Ga. [Mays HS/Contra Costa College]	82	Nicholas Williams	WR
10	Jordan Pollard	LB	6-0	200	So.	Los Angeles, Calif. [Faith Lutheran HS]	83	Kama Kopa-Kaawaluole	TE
26	Ethan Powell	LB	6-2	216	So.	San Bernadino, Calif. [Cajon HS]	84	Joshua Scott	TE
7	Kenyon Reed	CB	5-10	176	Jr-R.	Sacramento, Calif. [Long Beach Poly HS/Kansas State]	85	Jackson Canaan	TE
17	Zavion Reese	DB	6-0	193	Jr.	San Marcos, Calif. [San Marcos HS]	86	Skylar Loving-Black	TE
20	Isiah Revis	DB	5-10	195	So.	Las Vegas, Nev. [Liberty HS/SF City College]	87	Joseph Hernandez, Jr.	WR
32	Kairee Robinson	RB	5-7	195	Sr.	Antioch, Calif. [De La Salle HS]	88	Sam Olson	TE
35	Charles Rogers	LB	6-1	218	Sr.	Loomis, Calif. [Del Oro HS, San Diego State]	89	Nate Lewis	TE
48	Dejon Roney	DL	6-1	285	So.	Rancho Cucamonga, Calif. [Etiwanda HS]	90	Akio Martinson	DL
4	Charles Ross	WR	6-1	171	Jr-R.	Culver City, Calif. [Culver City HS/Nevada]	91	Quincy Likio	DL
59	Davis Salom	LS	6-0	242	So-R.	San Jose, Calif. [Archbishop Mitty HS]	92	Natano Woods	DL
56	Jairus Satele	DL	5-11	289	Fr-R.	Carson, Calif. [St. John Bosco HS]	93	Charlie Leota	DL
49	Taren Schive	K	5-10	182	Jr.	Riverside, Calif. [J.W. North HS]	94	Mata Hola	DL
84	Joshua Scott	TE	6-4	225	Fr-R.	Long Beach, Calif. [Wilson HS]	96	Jay Kakiva	DL
3	Tre Smith	DL	6-5	255	So-R.	Mesa, Ariz. [Red Mountain HS]	97	John Norwood	DL
23	Justin Stearns	LB	6-2	240	Fr-R.	San Diego, Calif. [St. Augustine HS]	98	Vaka Hansen	DL
78	Jake Steele	OL	6-4	306	Fr-R.	Temecula, Calif. [Murrieta Valley HS]	99	Kaleb Peleki	DL
68	Ryan Stewart	OL	6-4	295	So-R.	Mokena, Ill. [Lincoln Way-East HS]	99	Alex Weir	P
9	Matthew Tago	LB	6-2	223	Sr-R.	Palmdale, Calif. [Quartz Hill HS/Oregon State]			
61	Marist Talavou	OL	6-3	327	Jr-R.	Norwalk, Calif. [St. John Bosco HS/Utah]			
69	Uluakinofu Taliauli	OL	6-2	290	Fr-R.	Millbrae, Calif. [St. Francis HS]			
34	Viliami Teu	RB	5-10	203	Fr.	East Palo Alto, Calif. [St. Francis HS]			
42	Soane Toia	DL	6-0	280	Jr.	Nuku'alosa, Tonga [Grace Bretheren HS]			
95	Tangata Tuitupou	DL	6-5	231	Jr.	Los Banos, Calif. [Pacheco HS/Merced College]			
53	Brady Van Bennekum	LB	6-1	211	Fr.	Santa Clarita, Calif. [West Ranch HS]			
80	Trevor Voss	WR	6-2	173	Fr-R.	Simi Valley, Calif. [Valencia HS]			
10	Tyler Voss	QB	6-3	190	Fr-R.	Simi Valley, Calif. [Valencia HS]			
99	Alex Weir	P	6-0	195	Sr.	Colfax, Calif. [Colfax HS/Sacramento City College]			
1	Chase Williams	DB	6-1	200	Sr-R.	Eastvale, Calif. [Eleanor Roosevelt HS/USC]			
70	Malik Williams	OL	6-5	307	So-R.	Hayward, Calif. [Hayward HS/Wyoming]			
82	Nicholas Williams	WR	5-11	183	Fr-R.	Lancaster, Calif. [Quartz Hill HS]			
39	Caleb Womack	CB	5-10	180	Fr-R.	Santa Cruz, Calif. [Santa Cruz HS]			
14	Elijah Wood	LB	6-2	205	So-R.	Elk Grove, Calif. [St. Mary's HS]			
92	Natano Woods	DL	6-6	250	So-R.	Kent, Wash. [Kentrledge HS]			
36	Jeremiah Zamora	DB	5-10	180	Fr.	Tracy, Calif. [Tracy HS]			

GAMES PLAYED

Career:
55, by Jack Snyder (2017-21)
55, by Cade Hall (2018-23)

RUSHING

MOST ATTEMPTS

Game:
43 (286 yards), by Nathan DuPree at UNLV, (10-31-92),
43 (253 yards), by Sheldon Canley at UNLV, (9-22-90).

Season:
296 (1,248 yards), by Sheldon Canley (1990).

Career:
602 (3,515 yards), by Deoncé Whitaker (1998-01).

AVERAGE ATTEMPTS PER GAME

Season:
26.9 (296 in 11 games), by Sheldon Canley (1990).

Career:
24.1 (530 in 22 games), by Gerald Willhite (1980-81).

MOST RUSHING YARDS GAINED

Game:
300 (42 attempts), by Tyler Ervin vs. Fresno State, (9-26-15).

Game, Freshman:
187 (28 attempts), by Jarrod Lawson at UNLV, (11-02-13).

Game, Opponent:
300 (23 attempts), by LaDainian Tomlinson, TCU, (10-9-99).

Bowl Game:
164 (23 attempts), by Sheldon Canley vs. Central Michigan (California Raisin Bowl - 12-8-90).

Season:
1,601 (294 attempts), by Tyler Ervin (2015).

Season, Freshman:
788 (164 attempts), by Jarrod Lawson (2013).

Career:
3,515 (602 attempts), by Deoncé Whitaker (1998-99-00-01).

MOST RUSHING YARDS BY A QUARTERBACK

Game:
117 (8 attempts), by Doug Allen at Fresno State, (10-12-85).

Season:
415 (114 attempts), by Kenny Potter (2015).

Career:
737 (250 attempts), by Kenny Potter, (2015-16).

MOST GAMES GAINING 100 YARDS RUSHING

Season:
8, by Deoncé Whitaker (2000).

Career:
15, by Deoncé Whitaker (1998-99-2000-01).

MOST CONSECUTIVE GAMES GAINING 100 YARDS RUSHING

5, by Deoncé Whitaker (Oct. 14, Oct. 21, Oct. 28, Nov. 4, Nov. 18, 2000).

MOST GAMES GAINING 200 YARDS RUSHING

Season:
3, by Deoncé Whitaker (2000).

Career:
4, by Deoncé Whitaker (1998-99-2000-01).

MOST CONSECUTIVE GAMES GAINING 200 YARDS RUSHING

2, by Kevin Cole (Nov. 18, Dec. 2, 1978).

AVERAGE YARDS GAINED PER GAME

Season:
157.7 (1,577 yards in 10 games), by Deoncé Whitaker (2000).

Career:
107.5 (2,364 yards in 22 games), by Gerald Willhite (1980-81).

AVERAGE YARDS PER ATTEMPT

Game: (Minimum of 10 attempts)
19.6 (196 yards on 10 attempts), by Lamar Ferguson vs. Tulsa, (10-27-01).

(Minimum of 20 attempts)
12.1 (254 yards on 21 attempts), by Deoncé Whitaker at Stanford, (9-9-00).

(Minimum of 30 attempts)
8.2 (278 yards on 34 attempts), by Deoncé Whitaker at Hawai'i, (10-28-00).

Season: (Minimum of 80 attempts),
7.24 (688 yards on 89 attempts), by Harry Russell (1949).

(Minimum of 100 attempts)
6.97 (830 yards on 119 attempts), by Harry Beck (1950).

(Minimum of 200 attempts)
7.04 (1,577 yards on 224 attempts), by Deoncé Whitaker (2000).

Career: (Minimum of 300 attempts)
5.83 (3,515 yards on 602 attempts), by Deoncé Whitaker (1998-99-00-01).

MOST TOUCHDOWNS SCORED BY RUSHING

Game:
4, by Lamar Ferguson, at Illinois (9-21-02),
4, by Jarmar Julien, vs. Tulsa, (10-27-01),
at Nevada, (10-28-00),
4, by Deoncé Whitaker, vs. UTEP, (10-14-00),
vs. Saint Mary's, (9-18-99),
4, by Nathan DuPree, at Pacific, (11-14-92),
4, by Johnny Johnson, Jr.,
at New Mexico State (9-3-88),
4, by Joe Ulm, at Brigham Young, (9-25-53),
4, by Dick Stults, vs. Brigham Young, (11-7-52).

Game, Opponent:
7, by Keenan Reynolds, Navy (11-21-13).

Season:
15, by Deoncé Whitaker (2000),
15, by Johnny Johnson, Jr. (1988).

Career:
33, by Deoncé Whitaker (1998-99-00-01).

MOST GAMES RUSHING FOR A TOUCHDOWN

Season:
10, by Kenny Jackson (1987).

Career:
21, by Deoncé Whitaker (1998-99-2000-01).

MOST CONSECUTIVE GAMES RUSHING FOR A TOUCHDOWN

Season:

6, by Tyler Ervin (2015).

MOST TOUCHDOWNS SCORED RUSHING BY A QUARTERBACK:

Game:
3, by Kenny Potter, vs. Air Force (11-19-16),
3, by Kyle Reed, vs. San Diego State (9-13-08),
3, by Bob Frasco, vs. Southwestern Louisiana (11-26-83).

Game, Opponent:
7, by Keenan Reynolds, Navy (11-21-13).

Season:
7, by Kenny Potter (2015), (2016),
7, by Jeff Garcia (1992),
7, by Roger Proffitt (1975).

Career:
15, by Jeff Garcia (1991-92-93).

RUSHING FOR 1,000 YARDS & 50 RECEPTIONS IN A SEASON

1,219 rushing & 62 receptions by Johnny Johnson, Jr. (1988),
1,135 rushing & 52 receptions by Kenny Jackson (1986),
1,193 rushing & 72 receptions by Gerald Willhite (1981),
1,210 rushing & 55 receptions by Gerald Willhite (1980).

PASSING

MOST ATTEMPTS

Game:
66 (28 completions), by Scott Rislov at Stanford (9-6-03).

Game, Opponent:
75 (44 completions), by Colt Brennan, Hawai'i (10-12-07).

Bowl Game:
62 (43 completions), by Steve Clarkson vs. Toledo, (California Bowl - 12-19-81).

Season:
487 (312 completions), by David Fales (2013).

Career:
1,118 (600 completions), by Ed Luther (1976-77-78-79).

HIGHEST PERCENTAGE OF PASS COMPLETIONS

Game: (Minimum of 15 attempts)
87.5 (14 of 16), by Adam Tafralis vs. Stanford, (9-9-06).

(Minimum of 25 attempts)
88.5 (23 of 26), by Kyle Reed vs. Stanford, (9-20-08).

(Minimum of 35 attempts)
81.8 (36 of 44), by Scott Rislov at Ohio State (10-12-02).

(Minimum of 45 attempts)
82.2 (37 of 45), by David Fales vs. Fresno State (11-29-13).

Game, Opponent:
87.5 (21 of 24), by Riley Nelson, Utah State (10-14-06).

Bowl Game:
76.7 (33 of 43), by David Fales vs. Bowling Green (Military Bowl - 12-27-12).

Season:
72.5 (327 of 451), by David Fales (2012).

Career:

INDIVIDUAL RECORDS

COMPLETING 80 PERCENT OR MORE OF ONE'S PASSES IN A GAME

Season: 3, by Adam Tafralis (2006).
Career: 4 (3 in 2006, 1 in 2007),
by Adam Tafralis (2004-05-06-07).

COMPLETING 80 PERCENT OR MORE OF ONE'S PASSES IN A SEASON

Career: 2 (2012, 2013) by David Fales (2012-13),
2 (2006, 2007), by Adam Tafralis
(2004-05-06-07)

MOST PASSES COMPLETED

Game:
42 (56 attempts), by David Fales vs. Navy
(11-22-13).

Game, Opponent:
44 (75 attempts), by Colt Brennan,
Hawai'i (10-12-07).

Bowl Game:
43 (62 attempts), by Steve Clarkson
vs. Toledo (California Bowl - 12-19-81).

Season:
327 (451 attempts), by David Fales (2012).

Career:
639 (938 attempts), by David Fales (2012-13).

MOST PASSES COMPLETED CONSECUTIVELY

Game:
15 (first 15 attempts of the game), by Kyle Reed vs.
Stanford, (9-20-08).

MOST YARDS GAINED PASSING

Game:
547 (37 of 45), by David Fales vs. Fresno State
(11-29-13).

Game, Opponent:
560 (32 of 44), by Bryant Moniz, Hawai'i
(11-20-10).

Bowl Game:
467 (43 of 62), by Steve Clarkson
vs. Toledo (California Bowl, 12-19-81).

Season:
4,193 (327 of 451), by David Fales (2012).

Career:
8,382 (639 of 938) by David Fales (2012-13)

MOST GAMES PASSING FOR 300 or MORE YARDS

Season:
9, by David Fales (2013).

Career:
16, by David Fales (2012-13).

MOST GAMES PASSING FOR 400 or MORE YARDS

Season:
5, by Josh Love (2019),
5, by David Fales (2013).

Career:
6, by David Fales (2012-13).

MOST CONSECUTIVE GAMES PASSING FOR 400 or MORE YARDS

2, by Josh Love (Oct. 4 & Oct. 12, 2019),
2, by David Fales (Oct. 12 & Oct. 26, 2013),
2, by David Fales (Nov. 22 & Nov. 29, 2013).

MOST PASSING TOUCHDOWNS

Game:
7, by Scott Rislov at UTEP (11-8-03).

Game, Opponent:
5, by Jordan Love, Utah State, (11-10-18),
5, by Ryan Dinwiddie, Boise State (10-24-03),
5, by Luke McCown, Louisiana Tech (10-6-01).

Bowl Game:
3, by **Chevan Cordeiro vs. Eastern Michigan
(Famous Idaho Potato Bowl - 12-20-23)**,
3, by Adam Tafralis vs. New Mexico (New Mexico
Bowl - 12-23-06),
3, by Mike Perez vs. Miami (Ohio) (California Bowl
- 12-13-86),
3, by Steve Clarkson vs. Toledo (California Raisin
Bowl - 12-19-81).

Season:
33, by David Fales (2013),
33, by David Fales (2012).

Career:
66, by David Fales (2012-13).

LONGEST PASSING TOUCHDOWN

95 yards, by Matt Veatch to Byron Jackson at
Minnesota, (9-14-91).

LONGEST PASSING TOUCHDOWN BY A NON-QUARTERBACK

84 yards, by wide receiver Tim Kearse to Tony
Smith at Stanford, (9-18-82).

MOST INTERCEPTIONS THROWN

Game:
6, by Ivan Lippi vs. Fresno State, (11-21-70),
6, by Pat Casey vs. New Mexico, (11-1-69),
6, by Ken Berry at Fresno State, (11-20-65).

Bowl Game:
5, by Steve Clarkson vs. Toledo,
(California Bowl - 12-19-81).

Season:
24, by Steve Clarkson (1981),
24, by Ed Luther (1978),
24, by Craig Kimball (1972).

Career:
57, by Craig Kimball (1972-73-74).

FEWEST INTERCEPTIONS THROWN

Season: (Minimum of 100 attempts)
1 (1 in 124 attempts), by Bob Frasco (1983).
(Minimum of 400 attempts)

5 (5 in 437 attempts), by Scott Rislov (2003).

Career: (Minimum of 500 attempts)
12 (12 in 511 attempts), by Bob Frasco (1983-84).
(Minimum of 750 attempts)

19 (19 in 886 attempts), by Scott Rislov (2002-03).

PASSING EFFICIENCY

Game: (Minimum of 15 attempts)
298.02, by Marcus Arroyo vs. Nevada (11-10-01).

Bowl Game: (Minimum of 15 attempts)
213.63, by Adam Tafralis vs. New Mexico (New
Mexico Bowl - 12-23-06).

Season: (Minimum of 15 attempts per
game played)
170.76, by David Fales (2012).

Career: (Minimum of 300 passing attempts)
161.7, by David Fales (2012-13).

TOTAL OFFENSE

MOST PLAYS

Game:
67 (1 rushing, 66 passing) by Scott Rislov at
Stanford, (9-6-03).

Bowl Game:
68 (6 rushing, 62 passing), by Steve Clarkson vs.
Toledo, (California Bowl - 12-19-81).

Season:
535 (48 rushing, 487 passing), by David Fales
(2013).

Career:
1,405 (518 rushing, 887 passing), by Jeff Garcia
(1991-92-93).

MOST YARDS GAINED

Game:
580 (33 rushing, 547 passing), by David Fales vs.
Fresno State, (11-29-13).

Game, Opponent:
546 (-14 rushing, 560 passing), by Bryant Moniz,
Hawai'i, (11-2-10).

Bowl Game:
464 (minus-3 rushing, 467 passing), by Steve
Clarkson vs. Toledo, (California Bowl - 12-19-81).

Season:
4,196 (7 rushing, 4,189 passing),
by David Fales (2013).

Career:
8,250 (minus-132 rushing, 8,382 passing),
by David Fales (2012-13).

AVERAGE YARDS PER GAME

Season:
349.7 (4,196 yards in 12 games), by David Fales
(2013).

Career:
330.0 (8,250 yards in 25 games), by David Fales
(2012-13).

AVERAGE YARDS GAINED PER PLAY

Game: (Minimum of 20 plays)
19.6 (333 yards on 21 plays), by Dale Rogers vs.
Rice, (10-2-04).

Season: (Minimum of 1,000 yards)
8.2 (4,054 on 493 plays), by David Fales (2012).

Career: (Minimum of 4,000 yards & 600 plays)
8.1 (8,250 yards on 1,018 plays), by David Fales
(2012-13).

MOST TOUCHDOWNS SCORED AND RESPONSIBLE FOR

Game:
7 (scored 1 and passed for 6), by David Fales, vs.
Fresno State, (11-29-13),
7 (passed for 7), by Scott Rislov at UTEP, (11-8-03).

Season:
35 (scored 2 and passed for 33), by David Fales
(2013).

Career:
68 (scored 12 and passed for 56), by
Steve Clarkson (1979-80-81-82),
68 (scored 2 and passed for 66), by David Fales
(2012-13).

INDIVIDUAL RECORDS

PASS RECEIVING

MOST RECEPTIONS

Game:

- 15 (179 yards), by Tuati Wooden, vs. Tulsa (11-22-03),
- 15 (255 yards), by Steven Pulley, at Stanford (10-2-99),
- 15 (203 yards), by Guy Liggins, vs. Fresno State, (10-4-86).

Game, Opponent:

- 16 (133 yards), by Paul Dombrowski, New Mexico State (11-19-05).

Bowl Game:

- 18 (124 yards), by Gerald Willhite vs. Toledo, (12-19-81).

Season:

- 89 (886 yards) by Noel Grigsby (2011).

Career:

- 248 (3,087 yards) by Chandler Jones (2010-13).

MOST RECEPTIONS BY A TIGHT END

Game:

- 11 (114 yards), by Brian Roche, at San Diego State, (10-21-95).

Season:

- 66 (729 yards), by Brian Roche (1995).

Career:

- 126 (1,760 yards) by Ryan Otten (2009-10-11-12).

MOST CONSECUTIVE GAMES WITH A RECEPTION

Career:

- 36 (40 games played), by Noel Grigsby (2010-13).

MOST CONSECUTIVE GAMES WITH 10 or MORE RECEPTIONS

Season:

- 2, Tyler Winston (2013),
- 2, Noel Grigsby (2011),
- 2, Kevin Jurovich (2007).

MOST GAMES WITH 10 or MORE RECEPTIONS

Season:

- 4, Kevin Jurovich (2007).

Career:

- 5, Kevin Jurovich (2006-07-08-09).

MOST SEASONS WITH 50 or MORE RECEPTIONS

- 4, Chandler Jones (54 in 2010, 61 in 2011, 54 in 2012, 79 in 2013).

MOST SEASONS WITH 60 or MORE RECEPTIONS

- 2, Chandler Jones (61 in 2011, 79 in 2013),
- 2, Noel Grigsby (89 in 2011, 82 in 2012),
- 2, Kevin Jurovich (85 in 2007, 60 in 2009),
- 2, Guy Liggins (72 in 1986, 77 in 1987).

MOST YARDS RECEIVING

Game:

- 269 (9 receptions), by Edell Shepherd vs. Nevada, (11-10-01).

Game, Freshman:

- 185 (7 receptions), by Noel Grigsby vs. Utah State, (11-13-10).

Game, Opponent:

- 326 (12 receptions), by Nate Burleson, Nevada, (11-10-01).

Bowl Game:

- 152 (9 receptions), by Mervyn Fernandez vs. Toledo, (California Raisin Bowl, 12-19-81).

Season:

- 1,500 (82 receptions), by Edell Shepherd (2001).

Career:

- 3,121 (237 receptions), by Noel Grigsby (2010-11-12-13).

MOST YARDS RECEIVING BY A TIGHT END

Game:

- 158 (8 receptions), by Josh Oliver vs. Hawai'i, (9-27-18).

Game, Freshman:

- 119 (6 receptions), by Billy Freeman at Colorado State, (10-12-13).

Season:

- 739 (52 receptions), by Ryan Otten (2011).

Career:

- 1,760 (126 receptions), by Ryan Otten (2009-10-11-12).

MOST 100-YARD RECEIVING GAMES

Season:

- 7, by Chandler Jones (2013),
- 7, by Edell Shepherd, (2001).

Career:

- 11, by Noel Grigsby (2010-11-12-13).

MOST CONSECUTIVE 100-YARD RECEIVING GAMES

Season:

- 4, by Tre Walker (2019).

MOST TOUCHDOWNS RECEIVING

Game:

- 3, by Nick Nash,**
at No. 6 USC, (8-26-23)

- 3, by Elijah Cooks,
at Utah State, (11-19-22)

- 3, by Chandler Jones,
vs. Fresno State, (11-29-13),
vs. Wyoming, (10-26-13),
vs. Minnesota, (9-21-13).

- 3, by Jalal Beauchman, vs. Louisiana Tech,
(11-27-10),

- 3, by James Jones, at Washington, (9-2-06),
- 3, by Courtney Anderson, at UTEP, (11-8-03),
- 3, by Edell Shepherd, vs. Nevada, (11-10-01),
- 3, by Oliver Newell,

- at UNLV, (11-22-97),
vs. Hawai'i (11-15-97),
vs. Colorado State (10-11-97),

- 3, by Tony Smith at California, (9-29-84),
- 3, by Ken Taylor vs. Santa Clara, (11-16-82),
- 3, by Tim Kearse at Stanford, (9-18-82),
- 3, by Stacey Bailey at Fresno State, (10-3-81),
- 3, by Mervyn Fernandez at Fresno State (10-3-81),
- 3, by Gerald Willhite at California, (9-26-81),
- 3, by Mark Nichols at CS Long Beach, (10-27-79),
- 3, by Rick Parma at Pacific, (11-11-78).

Game, Opponent:

- 3, by Jeb Putzier, Boise State (11-17-01),
- 3, by Ryan Dennard, Arizona State (9-29-01),
- 3, by Alex Van Dyke, Nevada (11-18-95).

Bowl Game:

- 3, by Mervyn Fernandez vs. Toledo, (12-19-81).

Season:

- 15, by Chandler Jones (2013).

Career:

- 29, by Chandler Jones (2010-13).

MOST CONSECUTIVE GAMES WITH A TOUCHDOWN RECEPTION

- 6, by Bailey Gaither (2019).

ALL-PURPOSE RUNNING

Game:

- 355 (80 rushing, 201 receiving, 10 punt returns, 64 kickoff returns), by Charles Pauley, vs. Nevada, (11-10-01).

Bowl Game:

- 243 (164 rushing, 44 receiving, 35 kickoff returns), by Sheldon Canley vs. Central Michigan, (California Raisin Bowl, 12-8-90).

Season:

- 2,637 (1,601 rushing, 334 receiving, 105 punt returns, 597 kickoff returns) by Tyler Ervin (2015).

Career:

- 6,015 (2,803 rushing, 783 receiving, 186 punt returns, 2,374 kickoff returns) by Tyler Ervin (2011-12-13-14-15).

SCORING

MOST POINTS SCORED

Quarter:

- 18, by Jarmar Julien, at Nevada (10-28-00, 4th quarter),
- 18, by Casey Le Blanc, vs. Hawai'i (11-6-99, 4th quarter),
- 18, by Deoncé Whitaker, vs. Saint Mary's (9-18-99, 1st quarter).

Quarter, Opponent:

- 18, by Keenan Reynolds, Navy (11-21-13, overtime)

Game:

- 30 (5 touchdowns), by Deoncé Whitaker, vs. Saint Mary's (9-18-99).

Game, Opponent:

- 42 (7 touchdowns), by Keenan Reynolds, Navy 11-21-13).

Bowl Game:

- 20 (3 touchdowns, 1 2-pt. PAT), by Mervyn Fernandez, vs. Toledo (California Bowl, 12-19-81).

Season:

- 116, by Johnny Johnson, Jr. (1988).

Career:

- 339, by Austin Lopez (105 in 2012, 105 in 2013, 63 in 2014, 66 in 2015).

MOST SEASONS SCORING 100 OR MORE POINTS

- 2, by Austin Lopez (105 in 2012, 205 in 2013).

MOST TOUCHDOWNS SCORED

Game:

- 5, by Deoncé Whitaker vs. Saint Mary's (9-18-99)

Season:

- 19, by Johnny Johnson, Jr. (1988).

Career:

- 36, by Deoncé Whitaker (1998-99-00-01).

MOST WAYS TO SCORE A TOUCHDOWN

INDIVIDUAL RECORDS

Career:

5 (rushing, receiving, kickoff return, interception return, punt return), by Trestin George (eight TD's in 2002-03-04-05),
5 (rushing, receiving, kickoff return, interception return, punt return), by Walt Roberts (13 TD's in 1961-62-63).

MOST FIELD GOALS MADE

Game:

4, by Matt Mercurio vs. Boise State (12-19-20),
4, by Matt Mercurio at Hawai'i (11-9-19),
4, by Matt Mercurio at Army West Point (10-26-19),
4, by Matt Mercurio vs. New Mexico (10-4-19),
4, by Austin Lopez vs. UNLV (10-4-14),
4, by Austin Lopez at Navy (9-22-12),
4, by Jens Alvernik (11-12-11).

Game, Opponent:

5, by Dene Garner, Utah State (9-21-85),
5, by Rafael Septien, Louisiana-Lafayette (11-22-74).

Season:

22 (22 of 27), by Austin Lopez (2013).

Career:

61 (61 of 85) by Austin Lopez (2012-13-14-15).

MOST CONSECUTIVE FIELD GOALS MADE

Game:

4, by Matt Mercurio vs. Boise State (12-19-20),
4, by Matt Mercurio at Hawai'i (11-9-19),
4, by Matt Mercurio at Army West Point (10-26-19),
4, by Matt Mercurio vs. New Mexico (10-4-19),
4, by Austin Lopez vs. UNLV (10-4-14),
4, by Austin Lopez at Navy (9-22-12),
4, by Jens Alvernik at Utah State (11-12-11).

Season:

17, by Austin Lopez (2012).

Career:

23, by Austin Lopez (17 in 2012, 6 in 2013).

MOST CONSECUTIVE FIELD GOALS MADE AT THE START OF A CAREER

23, by Austin Lopez (17 in 2012, 6 in 2013).

BEST FIELD GOAL PERCENTAGE

Game:

100.0% (4 of 4),
by Matt Mercurio vs. Boise State (12-19-20),
by Matt Mercurio at Hawai'i (11-9-19),
by Matt Mercurio at Army West Point (10-26-19),
by Austin Lopez at Navy (9-22-12).

Season:

100.0%, (17 of 17), by Austin Lopez (2012).

LONGEST FIELD GOAL MADE

Game:

60 yards by Joe Nedney at Wyoming, (10-3-92).

MOST FIELD GOALS MADE 50 OR MORE YARDS

Game:

1, by several, last by Bryce Crawford, 52 yards, vs. Wyoming (11-25-17).

Season:

5, by Bryce Crawford (2017).

Career:

6, by Bryce Crawford (2015-18).

MOST FIELD GOALS MADE 40 OR MORE YARDS

Game:

3, by Austin Lopez, 47 yards, 1st quarter, 44 yards, 2nd quarter & 50 yards, 2nd quarter, at Nevada (11-16-13).

Season:

10 (10-of-12), by Austin Lopez (2013).

Career:

18 (18 of 31), by Austin Lopez (2012-13-14-15).

MOST KICKING PAT'S

Game:

10 (10 of 10), Jeff Carr vs. Rice (10-2-04).

Game, Opponent:

10 (10 of 10), Tyler Jones, Boise State (10-24-03).

Season:

54 (54 of 57), by Austin Lopez (2012).

Career:

156 (156 of 162) by Austin Lopez (2012-13-14-15).

MOST CONSECUTIVE KICKING PAT'S

Game:

10 (10 of 10), Jeff Carr vs. Rice (10-2-04).

Game, Opponent:

10 (10 of 10), Tyler Jones, Boise State (10-24-03).

Season:

40 (40 of 40) by Jeff Carr (2004).

Career:

52 (12 in 2003, 40 in 2004), by Jeff Carr (2003-04).

BEST PAT PERCENTAGE

Game:

100.0 %, (10 of 10), by Jeff Carr vs. Rice (10-2-04).

Season:

100.0%, (40 of 40) by Jeff Carr (2004),
100.0%, (33 of 33) by David Silberstein (1998),
100.0%, (28 of 28) by David Bowen (1990),
100.0%, (27 of 27) by Austin Lopez (2014).

MOST KICK SCORING POINTS

Game:

16 (3 FG's, 7 PAT's), by Joe Nedney vs. Pacific, (10-19-91).

Season:

105, by Austin Lopez (2013),
105, by Austin Lopez (2012).

Career:

339, by Austin Lopez (2012-13-14-15).

MOST 2-POINT PAT'S

Game:

2, by Tim Crawley, vs. Wyoming (10-26-13),
2, by Walt Roberts, vs. Pacific (11-30-63),
2, by Ken Berry, at Fresno State (11-16-63),
2, by Bob Bonds, at Fresno State (11-16-63).

MOST 2-POINT DEFENSIVE PAT'S

Game:

1, by Duke Ihenacho, vs. Hawai'i (10-14-11).

PUNTING

MOST PUNTS

Game:

17 (630 yards), by Jim Vernes at Wyoming, (10-25-69).

Season:

82 (3,105 yards), by Joe Hicks (1972).

Career:

249 (9,669 yards), by Jeff Cunningham (1973-74-75-76).

MOST PUNTING YARDS

Game:

630 yards (17 punts), by Jim Vernes at Wyoming, (10-25-69).

Season:

3,329 yards (73 punts), by Michael Carrizosa (2017).

Career:

9,907 yards (225 punts), by Michael Carrizosa (2014-15-16-17).

AVERAGE YARDS PER PUNT

Game: (Minimum of 5)

58.6 (341 yards on 5 punts), by Harrison Waid at Colorado State, (10-1-11).

Season: (Minimum of 40)

47.5 (2,280 yards on 48 punts), by Michael Carrizosa (2015).

Career: (Minimum of 100)

44.0 (9,907 yards on 225 punts), by Michael Carrizosa (2014-15-16-17).

LONGEST PUNT

Game: 80 yards, by Leroy Zimmerman vs. UC Santa Barbara, (10-14-38).

Game, Opponent:

80 yards, by Jeff Carter, Long Beach State, (9-21-83).
80 yards, by Craig Holworthy, Fresno State, (11-16-63).

MOST PUNTS 60 OR MORE YARDS

Game:

3 (71, 74, 72), by Joe Furlow at Air Force, (8-31-96).

Season:

7, by Joe Furlow (1996).

PUNT RETURNS

MOST PUNT RETURNS

Game:

9 (45 yards), by Scott Wells vs. UNLV (10-15-88).

Season:

46 (265 yards), by Scott Wells (1988).

Career:

83 (493 yards), by K.C. Clark (1983-84-85-86).

MOST PUNT RETURN YARDAGE

Game:

150 (7 returns) by Omarr Smith at UTEP, (10-18-97).

Season:

366 yards (37 returns) by Heshimu Colar (1990).

Career:

575 (60 returns) by Jimmie Lassiter (1970-71-72).

MOST PUNTS RETURNED FOR A TOUCHDOWN

Bowl Game:

1, by Tyler Ervin, vs. Georgia State, (12-19-15).

Season:

3, Bill Hubbard (1928).

Career:

3, Bill Hubbard (1926-27-28).

LONGEST PUNT RETURN FOR A TOUCHDOWN

91 yards by Jerry Colletto at Oregon, (11-2-63).

INDIVIDUAL RECORDS

KICKOFF RETURNS

MOST KICKOFF RETURNS

Game: 9 (149 yards), by Sheldon Canley at Miami (Fla.), (10-14-89).

Season: 51 (1,214 yards), by Deoncé Whitaker (1998).

Career: 101, (2,374 yards), by Tyler Ervin (2011-12-13-14-15).

MOST KICKOFF RETURN YARDAGE

Game: 205 yards (5 returns), by James Reed vs. Wyoming (10-5-96).

Season: 1,214 yards (51 returns), by Deoncé Whitaker (1998).

Career: 2,374 yards (101 returns), by Tyler Ervin (2011-12-13-14-15).

MOST KICKOFF RETURNS FOR A TOUCHDOWN

Season: 2, by Tyler Ervin (2012),
2, by Charles Pauley (2002),
2, by Jimmie Lassiter (1970).

Career: 3, by Tyler Ervin (2011-12-13-14-15).

LONGEST KICKOFF RETURN FOR A TOUCHDOWN

102 yards by Jimmie Lassiter at California, (9-25-71),
100 yards by Tim Kearse vs. CS Long Beach, (10-16-82),
100 yards by Bob Triplett at California, (10-2-76).

INTERCEPTION RETURNS

MOST PASS INTERCEPTIONS

Game: 3, by Bené Benwikere vs. Louisiana Tech (11-24-12),
3, by Dwight Lowery vs. Cal Poly (9-23-06),
3, by Josh Powell vs. Idaho (11-26-05),
3, by Gerald Jones at Stanford (9-14-02),
3, by Omarr Smith vs. Hawai'i (11-15-97),
3, by Troy Jensen vs. Louisiana Tech, (10-23-93),
3, by Don Dambacher vs. Mexico (9-10-49).

Game, Opponent: 3, by Nate Kvamme, Colorado State (10-11-97).

Season: 9, by Dwight Lowery (2006).

Career: 14, by Bené Benwikere (2010-11-12-13),
14, by Gerald Jones (2002-03),
14, by Sherman Cocroft (1982-83),
14, by Ken Thomas (1979-80-81-82).

MOST CONSECUTIVE GAMES WITH AN INTERCEPTION

4, by Bené Benwikere (2013),
4, James Orth (2011),
4, Dwight Lowery (2006),
4, Gerald Jones (2002),
4, Sherman Cocroft (1983).

MOST INTERCEPTION YARDAGE

Game: 99, by Gerald Jones vs. Nevada, (9-18-03).

Game, Opponent: 178, by Tommy Williams, Cal State Fullerton (1988).

Season: 178, by Gerald Jones (6 interceptions) (2003).

Career: 391 (14 interceptions), by Ken Thomas (1979-80-81-82).

MOST INTERCEPTIONS RETURNED FOR A TOUCHDOWN

Game: 1, by many, last by Dakari Monroe, vs. UNLV, (10-27-18).

Game, Opponent: 2, by Dameron Babers, Nevada (11-11-17),
2, by Nate Kvamme, Colorado State (10-11-97),
2, by Tommy Williams, Cal State Fullerton (11-12-88).

Season: 3, by Ken Thomas (1979).

Career: 5, by Ken Thomas (1979-80-81-82).

MOST CONSECUTIVE GAMES RETURNING AN INTERCEPTION FOR A TOUCHDOWN

Game: 2, by Duke Ihenacho (2008),
2, by Jay Taylor (1987),
2, by Ken Thomas (1979).

DEFENSE

MOST TOTAL TACKLES

Game: 27 (15 primary & 12 assists) by Frank Manumaleuga at Colorado (9-23-78).

Game, Opponent: 23 (9 unassisted, 14 assisted) by Del Lyles, Utah State (9-28-91).

Bowl Game: 18 (11 primary & 7 assists) by Matt Castelo vs. New Mexico (New Mexico Bowl, 12-23-06),
18 (12 primary & 6 assists) by Yepi Pauu vs. Eastern Michigan (California Bowl, 12-12-87),
18 (14 primary & 4 assists) by Dave Chaney vs. Memphis State (Pasadena Bowl, 12-18-71).

Season: 232 (107 primary & 125 assists) by Randy Gill (1977).

Career: 527 (297 primary & 230 assists) by Dave Chaney (1969-70-71).

CONSECUTIVE GAMES WITH 20 OR MORE TACKLES (Since 2000)

2, by Keith Smith (21 at Minnesota, 9-21-13,
20 vs. Utah State, 9-27-13).

MOST PRIMARY TACKLES

Game: 21, by Dave Chaney vs. Fresno State, (11-21-70).

Game, Opponent: 15, by Donnell Porter, UNLV, (10-31-92).

Season: 125, by Dave Chaney (1970).

Career: 297, by Dave Chaney (1969-70-71).

MOST ASSISTED TACKLES

Game: 18, by Ezekiel Staples vs. Rice (10-2-04),
18, by Randy Gill at California (10-1-77).

Game, Opponent: 16, Chris Tsangaris, Long Beach State (9-21-91).

Season: 125, by Randy Gill (1977).

Career: 242, by Keith Smith (2010-11-12-13).

MOST TACKLES FOR LOSS

Game: 6.0, by Travis Johnson, vs. UC Davis (9-7-12),
6.0, by Carl Ihenacho, at New Mexico State (10-18-08),
6.0, by Bob Overly, vs. UNLV (9-5-81).

Game, Opponent: 5.0, by Dontay Moch, Nevada (10-9-10),
5.0, by Willie Howard, Stanford (10-2-99).

Season: 24.5, by Bob Overly (1981).

Career: 49.0, by Travis Johnson (2009-10-11-12).

MOST QUARTERBACK SACKS

Game: 4.0, by Cade Hall, vs. Nevada (10-29-22),
4.0, by Cade Hall, vs. UNLV (10-14-20),
4.0, by Travis Johnson, vs. UC Davis (9-7-12),
4.0, by Travis Johnson, vs. Idaho (11-5-11),
4.0, by Raymond Bowles, vs. UNLV (11-2-91),
4.0, by Lyneil Mayo, at Stanford (9-30-89),
4.0, by Bob Overly, at Stanford (9-19-81).

Season: 17.0, by Bob Overly (1981).

Career: 32.0, by Travis Johnson (2009-10-11-12).

MOST FORCED FUMBLES

Game: 2, by Carl Ihenacho, vs. UC Davis (8-30-08),
2, by Philip Perry, at Hawai'i (11-02-02),
2, by Philip Perry, at Washington (9-07-02).

Bowl Game: 2, by Matt Castelo (New Mexico Bowl, 12-23-06).

Season: 7, by Philip Perry (2002).

MOST FUMBLES RECOVERED

Season: 5, by Rayford Roberson (1976).

Career: 11, by Rayford Roberson (1975-78),
11, by Carl Ekern (1972-75).

LONGEST FUMBLE RETURN

95, by Troy Jensen, at Stanford (9-26-92)

MOST PASSES DEFENSED (Interceptions + Passes Broken Up)

Game: 5, by Dasheon Frierson, at Hawai'i (10-5-13).

Game, Opponent: 4, by Kevin Millhouse, Hawai'i (11-3-01),
4, by Lawson, Long Beach State (10-13-90).

Season: 23, by Omarr Smith (1997).

Career: 44, by Omarr Smith (1995-96-97-98).

TEAM RECORDS

WINS

MOST WINS

Season: 13 (1939).

MOST CONSECUTIVE WINS

Season: 13 (1939).
Two seasons: 13 (12-4-37 through 11-27-38),
13 (9-23-40 through 9-26-41).

MOST HOME WINS

Season: 10 (1939).

MOST ROAD WINS

Season: 7 (7 wins, 0 losses), (1940).

MOST CONSECUTIVE HOME WINS

Season: 10 (1939).
Two seasons: 16 (9-23-38 through 11-30-39).

MOST CONSECUTIVE ROAD WINS

Season: 7 (1940).
Multiple seasons: 11 (9-24-39 through 10-24-41).

RUSHING

MOST ATTEMPTS

Game: 71, vs. Santa Clara (10-7-50).
Opp., game: 81, by Rice (10-16-99).
Season: 509 (1971).
Opp., season: 686 (2017).

MOST YARDS GAINED RUSHING

Game: 487, vs. UC Santa Barbara
(10-21-49).
Opp., game: 570, by Rice (10-2-04).
Season: 2,478 (1952).
Opp., season: 3,710 (2017).

AVERAGE RUSHING YARDS GAINED PER GAME

Season: 275.4 (1952).
Opp., season: 285.4 (2017).

AVERAGE YARDS GAINED PER ATTEMPT

Game: 11.3 (464 yards on 41 attempts),
vs. Tulsa (10-27-01).
Opp., game: 9.0 (559 yards on 62 attempts),
by Washington (11-16-96).
Season: 5.6 (1952).
Opp., season: 6.1 (2009).

MOST RUSHING TOUCHDOWNS

Game: 13, vs. Mexico (9-10-49).
Opp., game: 8, by Nevada (11-8-09),
8, by Boise State (11-13-04),
8, by Rice (10-2-04).
Season: 41 (1952).
Opp., season: 45 (2005).

PASSING

MOST PASSES ATTEMPTED

Game: 67, at Stanford (9-6-03).
Opp., game: 75, by Hawai'i (10-12-07).
Bowl game: 63, vs. Toledo (12-19-81).
Season: 496 (2013).
Opp., season: 475 (2002).

MOST PASSES COMPLETED

Game: 42, vs. Navy (11-22-13).
Opp., game: 44, by Hawai'i (10-12-07).
Bowl game: 43, vs. Toledo (12-19-81).
Season: 336 (2012).

MOST PASSING YARDS

Game: 577, vs. Fresno State (11-29-13).
Opp., game: 565, by Nevada (11-10-01).
Season: 4,325 (2012).
Opp., season: 3,906 (2002).

AVERAGE PASSING YARDS GAINED PER GAME

Season: 355.9 (2013).
Opp., season: 300.5 (2002).

MOST PASSING TOUCHDOWNS

Game: 7, at UTEP (11-8-03),
7, at Fresno State (10-3-81).
Opp., game: 5, by Fresno State (11-20-99).
Season: 35, (2012, 2013).
Opp., season: 32, (2002).

HIGHEST PERCENTAGE OF PASSES

COMPLETED (Minimum of 20 pass attempts)
Game: 88.5 (23 of 26), at Stanford (9-20-08).
Opp., game: 83.3 (20 of 24), by California
(9-7-96).
Season: 71.8 (336 of 468), (2012).
Opp., season: 62.9 (256 of 407), (2005).

MOST PASSES HAD INTERCEPTED

Game: 6, vs. Fresno State (11-21-70),
6, vs. New Mexico (11-1-69),
6, at Fresno State (11-20-65).
Season: 30 (1969).
Opp., season: 33 (1949).

FEWEST PASSES HAD INTERCEPTED

Season: 6 (2003).
Opp., season: 6 (1999), (1962), (1956).

TOTAL OFFENSE

MOST PLAYS

Game: 106, at CS Long Beach (10-27-79).
Opp., game: 101, by Hawai'i (10-12-07),
101, by California (10-6-90).
Season: 974 (1978).
Opp., season: 1,045 (2017).

MOST YARDS GAINED

Game: 849, vs. Nevada (11-10-01).
Opp., game: 791, by Nevada (11-10-01).
Season: 5,919 (2013).
Opp., season: 6,491 (2017).

AVERAGE YARDS GAINED PER PLAY

Game: 10.7, at Pacific (11-13-76).
Opp., game: 9.3, by Nevada (11-10-01).
Season: 7.6 (1986).
Opp., season: 6.9 (1996, 2001).

AVERAGE YARDS GAINED PER GAME

Season: 493.2 (2013).
Opp., season: 500.8 (2001).

FIRST DOWNS

MOST FIRST DOWNS

Game: 36, vs. Fresno State (11-29-13).
Opp., game: 35, by Colorado (9-11-99).
Season: 295 (2013, 12 games).
Opp., season: 320 (2002, 13 games).

FEWEST FIRST DOWNS

Game: 4, at Arizona State (9-15-84).
Opp., game: 4, by UNLV (11-19-88).

SCORING

MOST POINTS SCORED

Quarter: 35 (second quarter), at UTEP
(11-8-03).
Opp., quarter: 35 (first quarter), by Baylor
(9-10-94).
Half: 48 (1st half, 13-35), at UTEP
(11-8-03).
Opp., half: 49 (1st half, 35-14), by Baylor
(9-10-94).
Overtime: 14, vs. Navy (11-22-13).
Overtime, Opponent:
20, by Navy (11-22-13).
Game: 70, vs. Rice (10-2-04),
103, vs. Mexico (9-10-49).
Opp., game: 79, by Stanford Frosh (1923),
77, by Boise State (10-24-03).
Two Consecutive Games:
114 - 62, vs. Fresno State (11-29-13)
& 52, vs. Navy (11-22-13).
175 - 71, vs. Mexico (12-4-48)
& 104 vs. Mexico (9-10-49).
Two Consecutive Games, Opponent:
115 - 54, by Utah (9-16-17)
& 61, by Utah State (9-23-17).
Season: 452 (2012, 13 games),
457* (1949, 12 games).
Opp., season: 542 (2017, 13 games).

MOST TOUCHDOWNS SCORED

Game: 10, vs. Rice (10-2-04),
10, at UTEP (11-8-03),
16, vs. Mexico (9-10-49).
Opp., game: 10, by Boise State (10-24-03),
10, by Stanford (9-21-68).
Season: 57 (17 rushing, 35 passing,
2 kickoff return, 2 fumble returns,
1 interception return) (2012),
71* (1949).
Opp., season: 65 (2005).
* - includes a 103-0 win over the University of Mexico

MOST TOUCHDOWNS SCORED BY RUSHING AND PASSING

Season: 52 (2012).
Opp., season: 62 (2005).

HIGHEST SCORING TIE

Game: 48-48, vs. Utah State (9-10-79).

LOWEST SCORING TIE

Game: 0-0, 10 times, last at Fresno State
(11-14-41).

ONE-SIDED WIN

Game: 59-0, vs. College of Idaho (9-20-37).

TEAM RECORDS

ONE-SIDED LOSS

Game: 79-0, by Stanford Frosh (1923).

COME-FROM-BEHIND WIN

Game: 70-63 (trailed 34-7 in the second quarter), vs. Rice (10-2-04).

MOST POINTS SCORED BY TWO TEAMS

Quarter: 61 (fourth quarter - San José State 34, Hawai'i 27), (11-5-99).

Half: 83 (first half - San José State 42, Fresno State 41), (11-29-13).

Game: 133 (San José State 70, Rice 63), (10-2-04).

FEWEST POINTS ALLOWED

Season: 29 (1939).

FEWEST TOUCHDOWNS ALLOWED

Season: 3 (1939).

MOST SHUTOUTS

Season: 8 (1939).

MOST CONSECUTIVE GAMES SCORING

135 (9-23-72 through 9-8-84).

KICK SCORING

MOST FIELD GOALS MADE

Game: 4, seven times, most recent, vs. Boise State (12-19-20).

Opp., game: 5, at Utah State (9-21-85).

Season: 22 (2013).

MOST KICKING PAT'S

Game: 10, vs. Rice (10-2-04).

Opp., game: 10, by Boise State (10-24-03).

Season: 54 (2012).

Opp., season: 58 (2005).

CONSECUTIVE KICKING PAT'S

Game: 10, vs. Rice (10-2-04).

Opp., game: 10, by Boise State (10-24-03).

Season: 40, (40 for 40), 2005.

All-Time: 58, (12 for 12, 40 for 40, 6 for 6), 2003-05,
58, (2 for 2, 33 for 33, 23 for 23), 1997-99.

MOST KICK SCORING POINTS

Game: 16, vs. Pacific (10-19-91).

Season: 108 (2012).

PUNTING

MOST PUNTS

Game: 17 (630 yards), at Wyoming (10-25-69).

Season: 86 (3,726 yards), (2017).

Opp., season: 92 (3,677 yards), (1981).

FEWEST PUNTS

Game: 0, at Hawai'i (11-09-19)

0, vs. Hawai'i (11-15-14),

0, at Hawai'i (11-18-06).

Opp., game: 0, last by Hawai'i (11--09-19).

Two teams, game: 0, San Jose State at Hawai'i (11-09-19)

Season: 34 (1,444 yards), (1960).

Opp., season: 33 (1,356 yards), (2001).

MOST PUNTING YARDS

Game: 630 yards (17 punts), at Wyoming (10-25-69).

Season: 3,726 (86 punts), (2017).

NET PUNTING AVERAGE

Season: 42.4 (2,280 yards on 48 punts), (2015).

KICKOFF RETURNS

MOST KICKOFF RETURNS

Game: 14 (200 yards) at BYU (11-25-67).

Season: 70 (1,479 yards), (2010).

MOST KICKOFF RETURN YARDAGE

Game: 253 (7 returns) at San Diego State (9-22-12).

Opp., game: 208 (5 returns) by UTEP (10-16-01).

Season: 1,479 (70 returns), (2010).

PUNT RETURNS

MOST PUNT RETURNS

Game: 8 (57 yards) vs. Utah State (10-11-86).

Season: 52 (293 yards), (1988).

MOST PUNT RETURN YARDAGE

Game: 150 (7 returns) at UTEP, (10-18-97).

Season: 445 (51 returns), (1990).

DEFENSE

FEWEST YARDS ALLOWED

Game: Minus-11 vs. Mexico (12-4-48),
5, vs. Texas A&I (9-18-39).

Opp., game: 39, by Wyoming (10-25-69).

Season: 927 (1939).

FEWEST YARDS ALLOWED PER GAME

Season: 71.3 (1939).

FEWEST RUSHING YARDS ALLOWED

Game: Minus-49, vs. San Diego State (11-6-71).

Opp., game: Minus-52, by Wyoming (11-4-67).

Season: 724 (1986).

FEWEST PASSING YARDS ALLOWED

Game: Minus-25, vs. Fresno State (11-24-39).

Opp., game: 3, by Oregon (9-20-75).

Season: 727 (1953).

FEWEST PASSING YARDS ALLOWED PER GAME

Season: 88 (1953).

INTERCEPTIONS

MOST INTERCEPTIONS

Game: 6, vs. Hawai'i (11-15-97),

6, vs. Louisiana Tech (10-23-83).

Season: 33 (481 yards), (1949).

MOST INTERCEPTION YARDAGE

Game: 153, at SMU (10-7-00).

Opp., game: 205, by CS Fullerton (11-12-88).

Season: 481 (33 interceptions), (1949).

INTERCEPTIONS RETURNED FOR A

TOUCHDOWN

Game: 2, last at New Mexico State (10-18-08).

Opp., Game: 2, last by Louisiana Tech (10-18-08).

Season: 6 (2000).

FEWEST INTERCEPTIONS

Season: 6 (1999), (1962), (1956).

CONSECUTIVE GAMES INTERCEPTING A PASS

Team: 13 (10-20-01 through 10-5-02).

QUARTERBACK SACKS

Game: 13, vs. Pacific (11-14-81).

Opp: 13, by Utah State (10-13-12)

Season: 58 (1986).

Season, fewest: 7 (1981).

FUMBLES

MOST FUMBLES

Game: 8, vs. CS Fullerton (10-3-85).

Opp., game: 11, by Arizona State (11-7-70).

Season: 46 (1954).

Opp., season: 44 (1950).

MOST FUMBLES LOST

Game: 5, vs. CS Fullerton (11-15-80),
5, at Stanford (9-16-78).

Opp., game: 8, by Arizona State (11-7-70).

Season: 27 (1954).

Opp., season: 27 (1969).

FEWEST FUMBLES LOST

Season: 3 (2007).

TURNOVERS

FEWEST LOST

Season: 9
(2022, 12 games, 7 int., 2 fum.)
(2020, 8 games, 9 int.)

MOST GAINED

Season: 44 (12 fumbles, 32 interceptions) (1939).

PENALTIES

MOST PENALTIES

Game: 24 (199 yards), vs. Fresno State (10-4-86).

Opp., game: 21 (202 yards), by California (9-7-96),

21 (163 yards), by San Diego State (11-14-98).

Season: 133 (999 yards), (1987).

FEWEST PENALTIES

Game: 0, last at Brigham Young (10-8-11).

Opp., game: 0, last by Navy (9-29-12).

Season: 40 (378 yards) (2011).

MOST PENALTY YARDAGE

Game: 199 yards (24 penalties), vs. Fresno State (10-4-86).

Opp., game: 202 yards (21 penalties), by California (9-7-96).

Season: 1,187 (131 penalties), (1986).

LEAST PENALTY YARDAGE

Game: 0 yards, last at Brigham Young (10-8-11).

HEAD COACH BRENT BRENNAN

BRENT BRENNAN

Head Football Coach



2020 Coaching Honors & Accolades

- Lombardi Foundation College Coach of the Year
- Mountain West Coach of the Year
- American Football Coaches Association Region V Coach of the Year
- Fifth in the Associated Press Coach of the Year balloting with three first-place votes
- Semifinalist for the Eddie Robinson (FWAA) and George Munger (Maxwell Club) Coach of the Year awards

Brent Brennan, a San Jose native and second-generation Spartan, enters his seventh season as the San José State University football head coach in 2023 and led the Spartans to a 7-5 record in 2022 including a trip to the Famous Idaho Potato Bowl. Brennan is the first head coach to lead the Spartans to two bowl games since Claude Gilbert in 1986 and 1987. This was also the first time since 1987 the Spartans have gone to two bowl games in three seasons.

In 2022, SJSU led the country with only six turnovers during the regular season and +12 overall in the regular season which led the Mountain West Conference. Viliami Fehoko was named Mountain West Defensive Player of the Year and is the second under Brennan to do so following Cade Hall in 2020. In the past three seasons, the Spartans have had 33 players with Mountain West honors and two defensive players of the year. Quarterback Chevan Cordeiro led the Mountain West with 3,251 yards passing and 23 throwing touchdowns. He also led the Mountain West with 31 total touchdowns. The 23 passing touchdowns were the most under Brennan in a season and the nine quarterback rushing touchdowns are a SJSU modern day record. Wide receiver Elijah Cooks ended the campaign with 10 touchdowns which is the most under Brennan and had 1,076 yards on the season. It was the second time under Brennan that a quarterback threw for over 3,000 yards and a wide receiver had over 1,000 yards receiving.

In 2020, Brennan led the Spartans to a 7-1 record with their first Mountain West Conference championship and first league title of any kind since sharing the 1991 Big West Conference championship and first outright crown since winning the Big West in 1990. The Spartans were back in the post-season bowl picture for the first time since 2015 and ranked in the final Associated Press poll since 2012 (24).

The Spartans ended the 2020 season at the Offerpad Arizona Bowl while playing the fifth toughest schedule of the season according to the NCAA.

San Jose State's .875 winning percentage from its 7-1 record was the third best in school history and best by a Spartan team since 1940. The Spartans were one of the last four undefeated teams in the Football Bowl Subdivision (FBS) in 2020. Brennan became the first San Jose State football coach to receive votes in the Associated Press' coach of the year balloting with three first place votes and a fifth-place finish. He was a semifinalist for the Football Writers Association of America (FWAA) Eddie Robinson Coach of the Year Award and the George Munger Coach of the Year Award conveyed by the Maxwell Football Club of Philadelphia.

Brent Brennan year-by-year in coaching

Year	Team	Assignment
2023	San José State	Head Coach (2-5)
2022	San José State	Head Coach (7-5)
2021	San José State	Head Coach (5-7)
2020	San José State	Head Coach (7-1) Mountain West Champions
2019	San José State	Head Coach (5-7)
2018	San José State	Head Coach (1-11)
2017	San José State	Head Coach (2-11)
2016	Oregon State	Outside Receivers Coach
2015	Oregon State	Wide Receivers Coach
2014	Oregon State	Wide Receivers Coach
2013	Oregon State	Wide Receivers Coach
2012	Oregon State	Wide Receivers Coach
2011	Oregon State	Wide Receivers Coach
2010	San José State	Wide Receivers Coach
2009	San José State	Offensive Tackles & Tight Ends Coach/ Special Teams Coordinator
2008	San Jose State	Tight Ends Coach/Special Teams Coordinator
2007	San José State	Tight Ends Coach/Special Teams Coordinator
2006	San José State	Wide Receivers Coach/Recruiting Coordinator
2005	San José State	Wide Receivers Coach/Recruiting Coordinator
2004	Cal Poly	Assistant Coach
2003	Cal Poly	Assistant Coach
2002	Cal Poly	Assistant Coach
2001	Cal Poly	Assistant Coach
2000	Arizona	Graduate Assistant
1999	Washington	Graduate Assistant
1998	Hawai'i	Graduate Assistant

Bowl Game Participation

- 2022 Famous Idaho Potato Bowl (coach)
- 2020 Arizona Bowl (coach)
- 2013 Hawai'i Bowl (coach)
- 2012 Alamo Bowl (coach)
- 2006 New Mexico Bowl (coach)
- 1998 Holiday Bowl (coach)
- 1993 Rose Bowl (player)
- 1991 John Hancock Sun Bowl (player)



collegepressbox
SINCE 2005 EVERYTHING BUT THE PREGAME MEAL

2024

NATIONAL CHAMPIONSHIP

JANUARY 8 | HOUSTON

133 Teams
10 Conferences
42 Bowls
25 Awards

collegepressbox is the official
media website for Division I football

Access and download game notes, quotes, statistics, media guides,
headshots, logos and more for all FBS schools, conferences,
postseason games, awards and the College Football Playoff

For access, please register for an account at:
collegepressbox.com/register

 [collegepressbox](https://twitter.com/collegepressbox)

 [collegepressboxvideo](https://www.youtube.com/collegepressboxvideo)

SJSU UNOFFICIAL DEPTH CHART

OFFENSE

QB	2 Chevan Cordeiro	6-1	196	Sr.
	9 Jay Butterfield	6-6	225	So-R.
Or	10 Tyler Voss	6-3	190	Fr-R.
RB	32 Kairee Robinson	5-7	195	Sr.
	23 Jabari Bates	5-6	170	Fr-R.
Or	7 Quali Conley	5-10	207	Jr.
TE	81 Dominick Mazotti	6-4	250	Jr-R.
Or	88 Sam Olson	6-3	242	Jr-R.
WR	0 Isaac Jernagin	5-10	182	Jr.
	15 Matthew Coleman	6-0	170	Fr-R.
WR	3 Nick Nash	6-3	198	Jr-R.
	12 Malikhi Miller	6-4	209	Jr-R.
WR	4 Charles Ross	6-1	171	Jr-R.
	13 Branden Alvarez	5-9	188	So-R.
LT	79 Fernando Carmona, Jr.	6-5	325	So-R.
	70 Malik Williams	6-5	307	So-R.
LG	71 Tyler Ostrom	6-2	305	Gr.
	78 Jake Steele	6-4	306	Fr-R.
C	74 Anthony Pardue	6-4	317	Gr.
	67 Kai Davison	6-1	279	So-R.
RG	61 Marist Talavou	6-3	327	Jr-R.
	71 Tyler Ostrom	6-2	305	Gr.
RT	54 Jaime Navarro	6-3	310	Gr.
	70 Malik Williams	6-5	307	So-R.

DEFENSE

DE	3 Tre Smith	6-5	255	So-R.
	92 Natano Woods	6-6	250	So-R.
NT	96 Jay Kakiva	6-4	307	Gr.
Or	42 Soane Toia	6-0	280	Jr.
DE	4 Noah Lavulo	6-2	260	Sr.
	94 Mata Hola	6-2	265	So-R.
LB	9 Matthew Tago	6-2	223	Sr-R.
	26 Ethan Powell	6-2	216	So.
LB	6 Bryun Parham	5-11	212	Jr.
	44 Jordan Cobbs	6-1	234	Jr-R.
LB	10 Jordan Pollard	6-0	200	So.
	35 Charles Rogers	6-1	218	Sr.
LB	41 Taniela Latu	6-1	237	Jr.
	9 Matthew Tago	6-2	223	Sr-R.
CB	25 Michael Dansby	5-11	181	So.
	8 Jay'Vion Cole	5-10	175	So.
S	22 Tre Jenkins	5-11	216	Gr.
	27 Andrew Jenkins	5-9	194	Gr.
S	1 Chase Williams	6-1	200	Sr-R.
	29 Jalen Apalit-Williams	6-1	197	So-R.
CB	7 Kenyon Reed	5-10	176	Jr-R.
	2 DJ Harvey	5-11	190	So-R.

SPECIAL TEAMS

K	11 Kyler Halvorsen	5-10	183	Jr.
Or	49 Taren Schive	5-10	182	Jr.
P	99 Alex Weir	6-0	195	Sr.
KO	11 Kyler Halvorsen	5-10	183	Jr.
Or	49 Taren Schive	5-10	182	Jr.
LS	51 Andrew Gonnevill	6-1	217	Sr.
KR	20 Jabari Bates	5-6	170	Fr-R.
Or	0 Isaac Jernagin	5-10	182	Jr.
PR	2 DJ Harvey	5-11	190	So-R.
Or	15 Matthew Coleman	6-0	170	Fr-R.

SJSU unofficial depth chart compiled by communications staff as of 10/16/23

LAST BOWL GAME - 2022 FAMOUS IDAHO POTATO BOWL



Team Statistics report
Eastern Mich. vs San Jose St. (Dec 20, 2022)

Date: Dec 20, 2022
Site: Boise,
Stadium: Albertsons St
Attendance:

FULL GAME	EMU	SJSU
FIRST DOWNS	22	24
Rushing	10	6
Passing	11	17
Penalty	1	1
NET YARDS RUSHING	118	132
Rushing Attempts	41	25
Average Per Rush	2.9	5.3
Rushing Touchdowns	3	1
Yards Gained Rushing	158	145
Yards Lost Rushing	40	13
NET YARDS PASSING	298	366
Completions-Attempts-Int	18-30-1	26-46-3
Average Per Attempt	9.9	8.0
Average Per Completion	16.6	14.1
Passing Touchdowns	2	3
TOTAL OFFENSE YARDS	416	498
Total offense plays	71	71
Average Gain Per Play	5.9	7.0
Fumbles: Number-Lost	2-1	0-0
Penalties: Number-Yards	2-30	6-55
PUNTS-YARDS	4-165	2-64
Average Yards Per Punt	41.2	32.0
Net Yards Per Punt	41.2	32
Inside 20	0	0
50+ Yards	1	0
Touchbacks	0	0
Fair catch	1	2
KICKOFF-YARDS	7-453	5-291
Average Yards Per Kickoff	64.7	58.2
Net Yards Per Kickoff	39.9	40.6
Touchbacks	6	2
Fair Catch Yards	0	0
Punt returns: Number-Yards-TD	0-0-0	0-0-0
Average Per Return	0.0	0.0
Kickoff returns: Number-Yds-TD	3-38-0	1-24-0
Average Per Return	12.7	24.0
Interceptions: Number-Yds-TD	3-32-0	1-0-0
Fumble Returns: Number-Yds-TD	0-0-0	0-0-0
Miscellaneous Yards	87	0
Possession Time	33:03	26:57
1st Quarter	06:28	08:32
2nd Quarter	10:03	04:57
3rd Quarter	08:30	06:30
4th Quarter	08:02	06:58
Third-Down Conversions	6-14	5-13
Fourth-Down Conversions	2-2	1-3
Red-Zone Scores-Chances	3-4	3-4
Touchdowns	3-4	3-4
Field goals	0-4	0-4
Sacks By: Number-Yards	2-9	3-28
PAT Kicks	4-4	3-4
2Pts Conversions	1-1	0-0
Field Goals	1-1	0-1
Points off Turnover	14	0

BOISE, Idaho - Chevan Cordeiro threw for 366 yards and three touchdowns and ran for another, plus Isaiah Hamilton caught a season-best five passes for a career-high 137 yards and one touchdown to lead San José State (7-5, 5-3 MW) in a 41-27 loss against Eastern Michigan (9-4, 5-3 MAC) in the Famous Idaho Potatoes Bowl on Tuesday afternoon.

- Cordeiro became the first Spartans quarterback to throw for more than 3,000 yards in a season since Josh Love in 2019.
- Cordeiro became the first Spartans quarterback to rush for nine touchdowns in a season in the modern era.
- Cordeiro's 366 passing yards were a single-game season high for the Spartans quarterback.
- For Cordeiro, it was his third game of the season with three or more passing touchdowns and his sixth consecutive game of at least two touchdown passes.
- Elijah Cooks became the first Spartans receiver to garner more than 1,000 receiving yards in a season since Tre Walker in 2019.
- For Hamilton, the 137 receiving yards were a single-game career high.
- The Spartans generated 498 yards of total offense which were the most in a single game by the Spartans this season.
- Justin Lockhart had his first touchdown of the season.
- Bryun Parham amassed his third sack of the season.
- Rico Tolefree picked up his first sack of the season.
- Michael Dansby collected his second career interception.
- Nick Nash caught his first touchdown of his career.
- Kyle Harmon recorded his fourth sack of the season and his first forced fumble and first fumble recovery of the season.

Individual Statistics report
Eastern Mich. vs San Jose St. (Dec 20, 2022)

Date: Dec 20, 2022
Site: Boise, Idaho
Stadium: Albertsons Stadium
Attendance: 10122

FULL GAME												
EASTERN MICH.												
RUSHING												
	No.	Gain	Loss	Net	TD	Lg	Avg					
Samson Evans	25	85	3	82	2	13	3.3					
Jaylon Jackson	7	54	0	54	1	31	7.7					
TEAM	2	0	2	-2	0	0	-1.0					
Taylor Powell	7	19	35	-16	0	7	-2.3					
Totals:	41	158	40	118	3	31	2.9					
PASSING												
	C-A-I	Yds	TD	Long	Sack							
Taylor Powell	18-30-1	298	2	58	3							
Totals:	18-30-1	298	2	58	3							
RECEIVING												
	TAR	No.	Yards	YAC	TD	Long						
Darius Lassiter	8	6	108	43	2	45						
Dylan Drummond	5	3	85	47	0	58						
Tanner Krue	3	3	40	6	0	21						
Gunnar Oakes	4	2	27	19	0	19						
Hassan Beydoun	2	2	22	13	0	13						
Samson Evans	1	1	10	9	0	10						
Andreas Paaske	4	1	6	0	0	6						
Totals:	27	18	298	137	2	58						
PUNTING												
	No.	Yds	Avg	Long	In20	TB						
Mitchell Tomasek	4	165	41.2	53	0	0						
Totals:	4	165	41.2	53	0	0						
RETURNS												
	Punt	Kickoff	Intercept									
	No	Yds	Lg	No	Yds	Lg	No	Yds	Lg			
Jaylon Jackson	0	0	0	2	20	13	0	0	0			
Elijah Jackson-Anderson	0	0	0	1	18	18	0	0	0			
Luka Cameron	0	0	0	0	0	0	1	7	7			
Joshua Scott	0	0	0	0	0	0	1	0	0			
Russell Vaden	0	0	0	0	0	0	1	25	25			
Totals:	0	0	0	3	38	18	3	32	25			
FIELD GOALS												
	Qtr	Time	Dist	Result								
Jesus Gomez	3rd	08:23	51	GOOD								
KICKOFFS												
	No.	Yards	Avg	TB	OB							
Brady Poir	7	453	64.7	6	0							
ALL-PURPOSE												
	Rush	Rcv	KR	PR	IR	Total						
Darius Lassiter	0	108	0	0	0	108						
Samson Evans	82	10	0	0	0	92						
Dylan Drummond	0	85	0	0	0	85						
Jaylon Jackson	54	0	20	0	0	74						

FUMBLES
Eastern Mich. - Taylor Powell 2-1
San Jose St. - None

SAN JOSE ST.												
RUSHING												
	No.	Gain	Loss	Net	TD	Lg	Avg					
Kairee Robinson	14	59	3	56	0	14	4.0					
Chevan Cordeiro	9	60	10	50	1	27	5.6					
Nick Nash	2	26	0	26	0	20	13.0					
Totals:	25	145	13	132	1	27	5.3					
PASSING												
	C-A-I	Yds	TD	Long	Sack							
Chevan Cordeiro	26-44-2	366	3	37	2							
Elijah Cooks	0-1-1	0	0	0	0							
TEAM	0-1-0	0	0	0	0							
Totals:	26-46-3	366	3	37	2							
RECEIVING												
	TAR	No.	Yards	YAC	TD	Long						
Elijah Cooks	11	6	93	43	0	25						
Isaiah Hamilton	7	5	137	6	1	37						
Nick Nash	7	4	51	12	1	17						
Isaac Jernagin	4	3	19	29	0	8						
Kairee Robinson	3	3	17	20	0	7						
Justin Lockhart	3	2	12	2	1	8						
Malikhi Miller	3	2	11	3	0	8						
Jackson Canaan	4	1	26	11	0	26						
Charles Ploss	3	0	0	0	0	0						
Totals:	45	26	366	126	3	37						
PUNTING												
	No.	Yds	Avg	Long	In20	TB						
Travis Berham	1	27	27.0	27	0	0						
Alex Weir	1	37	37.0	37	0	0						
Totals:	2	64	32.0	37	0	0						
RETURNS												
	Punt	Kickoff	Intercept									
	No	Yds	Lg	No	Yds	Lg	No	Yds	Lg			
Isaac Jernagin	0	0	0	1	24	24	0	0	0			
Michael Dansby	0	0	0	0	0	0	1	0	0			
Totals:	0	0	0	1	24	24	1	0	0			
FIELD GOALS												
	Qtr	Time	Dist	Result								
Taren Schive	1st	10:27	46	MISSED								
KICKOFFS												
	No.	Yards	Avg	TB	OB							
Taren Schive	5	291	58.2	2	0							
ALL-PURPOSE												
	Rush	Rcv	KR	PR	IR	Total						
Isaiah Hamilton	0	137	0	0	0	137						
Elijah Cooks	0	93	0	0	0	93						
Nick Nash	26	51	0	0	0	77						
Kairee Robinson	56	17	0	0	0	73						



2023-24 San Jose St. Football
Game Results
All games

Team Results

	Date	Opponent		Score	Overall	Conf	Time	Attend
	08/26/2023	at Southern California	L	28-56	0-1	0-0	3:27	63411
	09/03/2023	Oregon St.	L	17-42	0-2	0-0	3:14	20337
	09/09/2023	Cal Poly	W	59-3	1-2	0-0	3:42	14224
	09/16/2023	at Toledo	L	17-21	1-3	0-0	3:19	20039
*	09/22/2023	Air Force	L	20-45	1-4	0-1	3:05	16124
*	10/07/2023	at Boise St.	L	27-35	1-5	0-2	3:37	37491
*	10/14/2023	at New Mexico	W	52-24	2-5	1-2	3:06	13027



**2023-24 San Jose St. Football
Team Game-by-Game
All games**

Date	Opponent	Rushing				Receiving				Passing				Kick Returns				Punt Returns				tot off		
		no.	yds	td	lg	no.	yds	td	lg	cmp	att	int	yds	td	lg	no.	yds	td	lg	no.	yds		td	lg
08/26/2023	at Southern California	27	198	1	57	21	198	3	32	21	39	0	198	3	32	3	53	0	27	0	0	0	0	396
09/03/2023	Oregon St.	22	56	1	21	25	232	1	29	25	42	0	232	1	29	2	16	0	16	0	0	0	0	288
09/09/2023	Cal Poly	43	267	5	45	15	205	2	38	15	23	0	205	2	38	0	0	0	0	1	75	1	75	472
09/16/2023	at Toledo	29	40	1	15	24	228	1	39	24	41	1	228	1	39	1	14	0	14	3	8	0	9	268
09/22/2023	Air Force	17	115	3	33	24	239	0	33	24	35	1	239	0	33	5	81	0	20	1	1	0	1	354
10/07/2023	at Boise St.	26	104	3	21	23	325	0	63	23	38	1	325	0	63	0	0	0	0	0	0	0	0	429
10/14/2023	at New Mexico	32	259	4	68	8	272	2	61	8	17	0	272	2	61	3	39	0	20	2	54	1	44	531
San Jose St.		196	1039	18	68	140	1699	9	63	140	235	3	1699	9	63	14	203	0	27	7	138	2	75	2738
Opponents		289	1471	18	68	105	1303	11	83	105	166	4	1303	11	83	13	177	1	96	7	74	0	35	2774

San Jose St. Averages

Games	Avg/ rush	Avg/ catch	Pass effic	KR avg	PR avg	All purpose avg/game	Total offense avg/game
7	5.3	12.1	130.4	14.5	19.7	441.4	391.1

Date	Opponent	Tackles			Sacks	Fumble	Pass Defense			blkd	PAT attempts			off				
		ua	a	total	tfl-yds	no-yds	ff	fr-yds	int-yds	qbh	brup	kick	kick	rush	rcv	saf	t/o	pts
08/26/2023	at Southern California	46	2	48	4.0-26	2-23	0	0-0	0-0	1	2	0	4-4	0	0	0	0	28
09/03/2023	Oregon St.	40	18	58	3.0-9	1-7	0	0-0	0-0	1	2	1	2-2	0	0	0	0	17
09/09/2023	Cal Poly	35	24	59	9.0-20	2-9	2	2-0	1-0	5	2	0	8-8	0	0	0	10	59
09/16/2023	at Toledo	21	36	57	3.0-13	1-10	0	2-0	1-6	0	5	0	2-2	0	0	0	14	17
09/22/2023	Air Force	37	62	99	3.0-4	0-0	0	0-0	0-0	0	0	0	2-3	0	0	0	0	20
10/07/2023	at Boise St.	34	22	56	4.0-17	2-9	2	2-0	1-5	1	3	0	3-3	0	0	0	21	27
10/14/2023	at New Mexico	33	30	63	3.0-8	1-2	0	0-0	1-0	2	6	1	7-7	0	0	0	7	52
San Jose St.		246	194	440	29.0-97	9-60	4	6-0	4-11	10	20	2	28-29	0	0	0	52	220
Opponents		213	170	383	35.0-149	13-99	5	1-0	3-76	10	33	0	31-31	0	0	0	14	226

Date	Opponent	Punting								Field Goals			Kickoffs					
		no.	yds	avg	long	blkd	tb	fc	50+	i20	md-att	long	blkd	no.	yds	avg	tb	ob
08/26/2023	at Southern California	7	320	45.7	56	0	2	0	1	1	0-0	0	0	4	240	60.0	2	0
09/03/2023	Oregon St.	3	91	30.3	36	0	0	1	0	2	1-1	41	0	3	119	39.7	0	0
09/09/2023	Cal Poly	2	78	39.0	40	0	0	1	0	0	1-1	27	0	9	467	51.9	3	0
09/16/2023	at Toledo	5	205	41.0	56	0	0	3	1	2	1-2	37	0	4	159	39.8	0	0
09/22/2023	Air Force	2	68	34.0	38	0	0	1	0	0	0-0	0	0	4	251	62.8	1	0
10/07/2023	at Boise St.	4	178	44.5	54	0	1	1	1	1	2-2	33	0	6	354	59.0	3	0
10/14/2023	at New Mexico	2	95	47.5	51	0	1	1	1	0	1-2	39	0	9	545	60.6	2	0
San Jose St.		25	1035	41.4	56	0	4	8	4	6	6-8	41	0	39	2135	54.7	11	0
Opponents		26	1093	42.0	71	2	1	10	6	11	3-5	41	0	40	2409	60.2	14	2



2023-24 San Jose St. Football
Opponents Game-by-Game
All games

Date	Opponent	Rushing				Receiving				Passing				Kick Returns				Punt Returns				tot off		
		no.	yds	td	lg	no.	yds	td	lg	cmp	att	int	yds	td	lg	no.	yds	td	lg	no.	yds		td	lg
08/26/2023	at Southern California	34	160	3	37	24	341	4	76	24	35	0	341	4	76	1	96	1	96	3	66	0	35	501
09/03/2023	Oregon St.	35	197	3	28	22	276	3	31	22	28	0	276	3	31	2	16	0	9	1	8	0	8	473
09/09/2023	Cal Poly	33	94	0	11	13	74	0	12	13	24	1	74	0	12	3	33	0	14	1	-1	0	0	168
09/16/2023	at Toledo	36	229	1	37	13	92	1	17	13	23	1	92	1	17	4	1	0	1	2	1	0	4	321
09/22/2023	Air Force	73	400	6	34	2	28	0	22	2	2	0	28	0	22	0	0	0	0	0	0	0	0	428
10/07/2023	at Boise St.	42	262	3	68	13	230	2	83	13	24	1	230	2	83	1	12	0	12	0	0	0	0	492
10/14/2023	at New Mexico	36	129	2	16	18	262	1	41	18	30	1	262	1	41	2	19	0	19	0	0	0	0	391
Opponents		289	1471	18	68	105	1303	11	83	105	166	4	1303	11	83	13	177	1	96	7	74	0	35	2774
San Jose St.		196	1039	18	68	140	1699	9	63	140	235	3	1699	9	63	14	203	0	27	7	138	2	75	2738

Opponents Averages

Games	Avg/ rush	Avg/ catch	Pass effic	KR avg	PR avg	All purpose avg/game	Total offense avg/game
7	5.1	12.4	146.2	13.6	10.6	443.0	396.3

Date	Opponent	Tackles			Sacks	Fumble	Pass Defense			blkd	PAT attempts			off				
		ua	a	total	tfl-yds	no-yds	ff	fr-yds	int-yds	qbh	brup	kick	kick	rush	rcv	saf	t/o	pts
08/26/2023	at Southern California	41	12	53	7.0-41	1-22	1	0-0	0-0	1	4	0	8-8	0	0	0	0	56
09/03/2023	Oregon St.	32	26	58	5.0-21	3-17	3	1-0	0-0	1	6	0	6-6	0	0	0	0	42
09/09/2023	Cal Poly	31	30	61	6.0-20	1-9	0	0-0	0-0	0	1	0	0-0	0	0	0	0	3
09/16/2023	at Toledo	28	36	64	7.0-37	5-35	0	0-0	1-25	3	8	0	3-3	0	0	0	7	21
09/22/2023	Air Force	26	26	52	2.0-2	0-0	1	0-0	1-51	2	2	0	6-6	0	0	0	7	45
10/07/2023	at Boise St.	32	18	50	5.0-19	3-16	0	0-0	1-0	2	6	0	5-5	0	0	0	0	35
10/14/2023	at New Mexico	23	22	45	3.0-9	0-0	0	0-0	0-0	1	6	0	3-3	0	0	0	0	24
Opponents		213	170	383	35.0-149	13-99	5	1-0	3-76	10	33	0	31-31	0	0	0	14	226
San Jose St.		246	194	440	29.0-97	9-60	4	6-0	4-11	10	20	2	28-29	0	0	0	52	220

Date	Opponent	Punting								Field Goals			Kickoffs					
		no.	yds	avg	long	blkd	tb	fc	50+	i20	md-att	long	blkd	no.	yds	avg	tb	ob
08/26/2023	at Southern California	2	83	41.5	42	0	0	2	0	0	0-0	0	0	9	554	61.6	0	1
09/03/2023	Oregon St.	2	40	20.0	40	1	0	1	0	0	0-0	0	0	7	426	60.9	3	0
09/09/2023	Cal Poly	6	271	45.2	66	0	0	3	2	4	1-1	24	0	1	60	60.0	0	1
09/16/2023	at Toledo	5	225	45.0	47	0	0	0	0	4	0-1	0	0	4	220	55.0	1	0
09/22/2023	Air Force	1	35	35.0	35	0	0	0	0	0	1-1	30	0	8	453	56.6	2	0
10/07/2023	at Boise St.	3	161	53.7	71	0	1	1	1	0	0-1	0	0	6	390	65.0	6	0
10/14/2023	at New Mexico	7	278	39.7	59	1	0	3	3	3	1-1	41	0	5	306	61.2	2	0
Opponents		26	1093	42.0	71	2	1	10	6	11	3-5	41	0	40	2409	60.2	14	2
San Jose St.		25	1035	41.4	56	0	4	8	4	6	6-8	41	0	39	2135	54.7	11	0



2023-24 San Jose St. Football
Overall Team Statistics
All games

Team Statistics

	SJSU	OPP
Scoring	220	226
Points per game	31.4	32.3
Points Off Turnovers	52	14
First Downs	140	144
Rushing	55	78
Passing	69	63
Penalty	16	3
Rushing Yardage	1039	1471
Yards gained rushing	1198	1582
Yards lost rushing	159	111
Rushing attempts	196	289
Average per rush	5.3	5.1
Average per game	148.4	210.1
TDs Rushing	18	18
Passing Yardage	1699	1303
Comp-Att-Int	140-235-3	105-166-4
Average per pass	7.2	7.8
Average per catch	12.1	12.4
Average per game	242.7	186.1
TDs Passing	9	11
Total offense	2738	2774
Total plays	431	455
Average per play	6.4	6.1
Average per game	391.1	396.3
Kick returns: #-Yards	14-203	13-177
Punt returns: #-Yards	7-138	7-74
Int returns: #-Yards	4-11	3-76
Kick return average	14.5	13.6
Punt return average	19.7	10.6
Int return average	2.8	25.3
Fumbles-Lost	5-1	9-6
Penalties-Yards	42-336	52-444
Average per game	48.0	63.4
Punts-Yards	25-1035	26-1093
Average per punt	41.4	42.0
Net punt average	35.6	36.2
Kickoffs-Yards	39-2135	40-2409
Average per kick	54.7	60.2
Net kick average	38.0	40.9
Time of possession / game	29:40	30:20
3rd-down conversion	32/82	42/90
3rd-down pct	39%	47%
4rd-down conversion	4/13	11/15



2023-24 San Jose St. Football
Overall Team Statistics
All games

	SJSU	OPP
4rd-down pct	31%	73%
Sacks by-Yards	9-60	13-99
Misc Yards	0	0
Touchdowns scored	29	31
Field goals - attempts	6-8	3-5
On-Side kicks	2-3	0-0
Red-zone scores	(24-27) 89%	(24-25) 96%
Red-zone touchdowns	(18-27) 67%	(22-25) 88%
PAT-attempts	(28-29) 97%	(31-31) 100%
2-point conversion-attempts	(0-0) 0%	(0-0) 0%
Attendance	50685	133968
Games / Avg per game	3/16895	4/33492
Neutral site games	-	0/0

Score by Periods

Team	1st	2nd	3rd	4th	OT	TOT
San Jose St.	37	89	59	35	0	220
Opponents	20	80	56	70	0	226



2023-24 San Jose St. Football
Overall Defense Statistics
All games

Team Defense

##	Player	gp	Tackles				tfl/yds	Sacks		Pass defense			Fumbles		blkd	
			ua	a	tot	no-yds		int-yds	brup	qbh	fr-yds	ff	kick	saf		
6	Bryun Parham	7	33	27	60	1-6	0.5-5	.	.	2	2-0	1	.	.		
22	Tre Jenkins	7	26	15	41	1-1	.	1-6	2		
10	Jordan Pollard	7	23	11	34	2-4	.	1-5	.	.	1-0	1	.	.		
1	Chase Williams	7	18	13	31	0.5-3	.	1-0	2		
3	Tre Smith	7	14	17	31	4-26	3-25	.	.	2	.	1	.	.		
4	Noah Lavulo	7	11	17	28	3-5	1.5-2	.	.	2		
41	Taniela Latu	6	11	15	26	3-7		
96	Jay Kakiva	7	8	15	23	3.5-10	1.5-9		
7	Kenyon Reed	7	15	3	18	1-4	.	.	2		
42	Soane Toia	7	10	7	17	0.5-5	0.5-5		
8	Jay'Vion Cole	7	13	3	16	2-8	1-7	1-0	8		
44	Jordan Cobbs	6	8	4	12	.	.	.	1		
2	DJ Harvey	7	9	2	11	.	.	.	1		
9	Matthew Tago	7	5	6	11	1-1	.	.	1		
25	Michael Dansby	4	7	4	11	1-2	.	.	1		
23	Justin Stearns	6	5	2	7	2-3		
35	Charles Rogers	7	2	5	7	1-2		
91	Quincy Likio	6	4	3	7	0.5-0	.	.	.	1		
48	Dejon Roney	7	3	3	6		
29	Jalen Apalit-Williams	7	3	2	5		
5	Jaylan Lawson	5	2	2	4	1	.	.		
38	Elisha Guidry	2	1	3	4		
50	Gafa Faga	4	1	3	4		
34	Dylan Lee	1	1	2	3	1		
56	Jairus Satele	6	.	3	3	0.5-1		
92	Natano Woods	2	2	1	3	1-7	1-7		
94	Mata Hola	2	1	1	2	1		
99	Alex Weir	7	2	.	2		
98	Vaka Hansen	7	.	2	2	0.5-2		
27	Andrew Jenkins	7	1	1	2	1-0	.	.	.		
26	Ethan Powell	5	2	.	2		
21	Kayden Collins	5	1	1	2		
17	Zavion Reese	1	1	.	1		
51	Andrew Gonnevill	7	1	.	1	1-0	.	.	.		
97	John Norwood	5	.	1	1	1	.		
20	Isiah Revis	3	1	.	1		
70	Malik Williams	6	1	.	1		
18	Keynan Higgins	7	1	.		
15	Jalen Bainer	3	2	.	1-0	.	.	.		
28	Jordan Allen	2	1		
Totals		7	246	194	440	29-97	9-60	4-11	20	10	6-0	4	2	0		



2023-24 San Jose St. Football
Overall Defense Statistics
All games

Page 2/2
as of Oct 16, 2023

##	Player	gp	Tackles				Sacks	Pass defense			Fumbles		blkd	
			ua	a	tot	tfl/yds		no-yds	int-yds	brup	qbh	fr-yds	ff	kick
	Opponents	7	213	170	383	35-149	13-99	3-76	33	10	1-0	5	0	0



2023-24 San Jose St. Football
Team Game Highs
All games

San Jose St. - Game Highs

RUSHES	43	Cal Poly (09/09/2023)
YARDS RUSHING	267	Cal Poly (09/09/2023)
YARDS PER RUSH	8.1	at New Mexico (10/14/2023)
TD RUSHES	5	Cal Poly (09/09/2023)
PASS ATTEMPTS	42	Oregon St. (09/03/2023)
PASS COMPLETIONS	25	Oregon St. (09/03/2023)
YARDS PASSING	325	at Boise St. (10/07/2023)
YARDS PER PASS	16.0	at New Mexico (10/14/2023)
TD PASSES	3	at Southern California (08/26/2023)
TOTAL PLAYS	70	at Toledo (09/16/2023)
TOTAL OFFENSE	531	at New Mexico (10/14/2023)
YARDS PER PLAY	10.8	at New Mexico (10/14/2023)
POINTS	59	Cal Poly (09/09/2023)
SACKS BY	2 2 2	at Boise St. (10/07/2023) Cal Poly (09/09/2023) at Southern California (08/26/2023)
FIRST DOWNS	24	Cal Poly (09/09/2023)
PENALTIES	11	at New Mexico (10/14/2023)
PENALTY YARDS	86	at New Mexico (10/14/2023)
TURNOVERS	1 1 1 1	at Boise St. (10/07/2023) Air Force (09/22/2023) at Toledo (09/16/2023) Oregon St. (09/03/2023)
PUNTS	7	at Southern California (08/26/2023)
PUNTING AVG	47.5	at New Mexico (10/14/2023)
LONG PUNT	56 56	at Toledo (09/16/2023) at Southern California (08/26/2023)
PUNTS INSIDE 20	2 2	at Toledo (09/16/2023) Oregon St. (09/03/2023)
LONG PUNT RETURN	75	Cal Poly (09/09/2023)



2023-24 San Jose St. Football
Opponent Match Highs
All games

Opponent - Game Highs

RUSHES	73	Air Force (09/22/2023)
YARDS RUSHING	400	Air Force (09/22/2023)
YARDS PER RUSH	6.4	at Toledo (09/16/2023)
TD RUSHES	6	Air Force (09/22/2023)
PASS ATTEMPTS	35	at Southern California (08/26/2023)
PASS COMPLETIONS	24	at Southern California (08/26/2023)
YARDS PASSING	341	at Southern California (08/26/2023)
YARDS PER PASS	14.0	Air Force (09/22/2023)
TD PASSES	4	at Southern California (08/26/2023)
TOTAL PLAYS	75	Air Force (09/22/2023)
TOTAL OFFENSE	501	at Southern California (08/26/2023)
YARDS PER PLAY	7.5	Oregon St. (09/03/2023)
POINTS	56	at Southern California (08/26/2023)
SACKS BY	5	at Toledo (09/16/2023)
FIRST DOWNS	27	Oregon St. (09/03/2023)
PENALTIES	15	at New Mexico (10/14/2023)
PENALTY YARDS	120	at New Mexico (10/14/2023)
TURNOVERS	3	at Boise St. (10/07/2023)
	3	at Toledo (09/16/2023)
	3	Cal Poly (09/09/2023)
PUNTS	7	at New Mexico (10/14/2023)
PUNTING AVG	53.7	at Boise St. (10/07/2023)
LONG PUNT	71	at Boise St. (10/07/2023)
PUNTS INSIDE 20	4	at Toledo (09/16/2023)
	4	Cal Poly (09/09/2023)
LONG PUNT RETURN	35	at Southern California (08/26/2023)



**2023-24 San Jose St. Football
Team Match Lows
All games**

San Jose St. - Game Lows

RUSHES	17	Air Force (09/22/2023)
YARDS RUSHING	40	at Toledo (09/16/2023)
YARDS PER RUSH	1.4	at Toledo (09/16/2023)
TD RUSHES	1	at Toledo (09/16/2023)
	1	Oregon St. (09/03/2023)
	1	at Southern California (08/26/2023)
PASS ATTEMPTS	17	at New Mexico (10/14/2023)
PASS COMPLETIONS	8	at New Mexico (10/14/2023)
YARDS PASSING	198	at Southern California (08/26/2023)
YARDS PER PASS	5.1	at Southern California (08/26/2023)
TD PASSES	0	at Boise St. (10/07/2023)
	0	Air Force (09/22/2023)
TOTAL PLAYS	49	at New Mexico (10/14/2023)
TOTAL OFFENSE	268	at Toledo (09/16/2023)
YARDS PER PLAY	3.8	at Toledo (09/16/2023)
POINTS	17	at Toledo (09/16/2023)
	17	Oregon St. (09/03/2023)
SACKS BY	0	Air Force (09/22/2023)
FIRST DOWNS	18	at New Mexico (10/14/2023)
	18	Air Force (09/22/2023)
	18	at Toledo (09/16/2023)
PENALTIES	3	at Southern California (08/26/2023)
PENALTY YARDS	21	at Southern California (08/26/2023)
INTERCEPTIONS BY	0	Air Force (09/22/2023)
	0	Oregon St. (09/03/2023)
	0	at Southern California (08/26/2023)
PUNTS	2	at New Mexico (10/14/2023)
	2	Air Force (09/22/2023)
	2	Cal Poly (09/09/2023)
PUNTING AVG	30.3	Oregon St. (09/03/2023)
LONG PUNT	36	Oregon St. (09/03/2023)
PUNTS INSIDE 20	0	at New Mexico (10/14/2023)
	0	Air Force (09/22/2023)
	0	Cal Poly (09/09/2023)
LONG PUNT RETURN	0	at Boise St. (10/07/2023)
	0	Oregon St. (09/03/2023)
	0	at Southern California (08/26/2023)



**2023-24 San Jose St. Football
Opponent Match Lows
All games**

Opponent - Game Lows

RUSHES	33	Cal Poly (09/09/2023)
YARDS RUSHING	94	Cal Poly (09/09/2023)
YARDS PER RUSH	2.8	Cal Poly (09/09/2023)
TD RUSHES	0	Cal Poly (09/09/2023)
PASS ATTEMPTS	2	Air Force (09/22/2023)
PASS COMPLETIONS	2	Air Force (09/22/2023)
YARDS PASSING	28	Air Force (09/22/2023)
YARDS PER PASS	3.1	Cal Poly (09/09/2023)
TD PASSES	0	Air Force (09/22/2023)
	0	Cal Poly (09/09/2023)
TOTAL PLAYS	57	Cal Poly (09/09/2023)
TOTAL OFFENSE	168	Cal Poly (09/09/2023)
YARDS PER PLAY	2.9	Cal Poly (09/09/2023)
POINTS	3	Cal Poly (09/09/2023)
SACKS BY	0	at New Mexico (10/14/2023)
	0	Air Force (09/22/2023)
FIRST DOWNS	11	Cal Poly (09/09/2023)
PENALTIES	3	at Boise St. (10/07/2023)
PENALTY YARDS	25	at Boise St. (10/07/2023)
INTERCEPTIONS BY	0	at New Mexico (10/14/2023)
	0	Cal Poly (09/09/2023)
	0	Oregon St. (09/03/2023)
	0	at Southern California (08/26/2023)
PUNTS	1	Air Force (09/22/2023)
PUNTING AVG	20.0	Oregon St. (09/03/2023)
LONG PUNT	35	Air Force (09/22/2023)
PUNTS INSIDE 20	0	at Boise St. (10/07/2023)
	0	Air Force (09/22/2023)
	0	Oregon St. (09/03/2023)
	0	at Southern California (08/26/2023)
LONG PUNT RETURN	0	at New Mexico (10/14/2023)
	0	at Boise St. (10/07/2023)
	0	Air Force (09/22/2023)
	0	Cal Poly (09/09/2023)



2023-24 San Jose St. Football
Individual Game Highs
All games

San Jose St. - Individual Game Highs

RUSHES	16	Kairee Robinson vs Cal Poly (09/09/2023)
YARDS RUSHING	126	Kairee Robinson at New Mexico (10/14/2023)
TD RUSHES	3	Kairee Robinson at New Mexico (10/14/2023)
LONG RUSH	68	Quali Conley at New Mexico (10/14/2023)
PASS ATTEMPTS	41	Chevan Cordeiro at Toledo (09/16/2023)
PASS COMPLETIONS	24	Chevan Cordeiro vs Air Force (09/22/2023)
	24	Chevan Cordeiro at Toledo (09/16/2023)
YARDS PASSING	325	Chevan Cordeiro at Boise St. (10/07/2023)
TD PASSES	3	Chevan Cordeiro at Southern California (08/26/2023)
LONG PASS	63	Chevan Cordeiro at Boise St. (10/07/2023)
RECEPTIONS	7	Nick Nash vs Oregon St. (09/03/2023)
YARDS RECEIVING	99	Nick Nash at Boise St. (10/07/2023)
TD RECEPTIONS	3	Nick Nash at Southern California (08/26/2023)
LONG RECEPTION	63	Kairee Robinson at Boise St. (10/07/2023)
PUNTS	7	Alex Weir at Southern California (08/26/2023)
PUNTING AVG	47.5	Alex Weir at New Mexico (10/14/2023)
LONG PUNT	56	Alex Weir at Toledo (09/16/2023)
	56	Alex Weir at Southern California (08/26/2023)
PUNTS INSIDE 20	2	Alex Weir at Toledo (09/16/2023)
	2	Alex Weir vs Oregon St. (09/03/2023)
LONG PUNT RETURN	75	Matthew Coleman vs Cal Poly (09/09/2023)
LONG KICKOFF RETURN	27	Isaac Jernagin at Southern California (08/26/2023)
TACKLES	13	Taniela Latu vs Air Force (09/22/2023)
	13	Tre Smith vs Air Force (09/22/2023)
	13	Tre Jenkins vs Air Force (09/22/2023)
SACKS	1.5	Tre Smith at Southern California (08/26/2023)
TACKLES FOR LOSS	2.5	Tre Smith at Southern California (08/26/2023)



2023-24 San Jose St. Football
Opponent Individual Match Highs
All games

Opponent - Individual Game Highs

RUSHES	33	Emmanuel Michel vs Air Force (09/22/2023)
YARDS RUSHING	167	Ashton Jeanty at Boise St. (10/07/2023)
TD RUSHES	3	Emmanuel Michel vs Air Force (09/22/2023)
LONG RUSH	68	Ashton Jeanty at Boise St. (10/07/2023)
PASS ATTEMPTS	25	DJ Uiagalelei vs Oregon St. (09/03/2023)
	25	Caleb Williams at Southern California (08/26/2023)
PASS COMPLETIONS	20	DJ Uiagalelei vs Oregon St. (09/03/2023)
YARDS PASSING	278	Caleb Williams at Southern California (08/26/2023)
TD PASSES	4	Caleb Williams at Southern California (08/26/2023)
LONG PASS	83	Maddux Madsen at Boise St. (10/07/2023)
RECEPTIONS	6	Silas Bolden vs Oregon St. (09/03/2023)
YARDS RECEIVING	170	Eric McAlister at Boise St. (10/07/2023)
TD RECEPTIONS	1	DJ Washington at New Mexico (10/14/2023)
	1	Eric McAlister at Boise St. (10/07/2023)
	1	Riley Smith at Boise St. (10/07/2023)
	1	Jerjuan Newton at Toledo (09/16/2023)
	1	Jack Velling vs Oregon St. (09/03/2023)
	1	Jeremiah Noga vs Oregon St. (09/03/2023)
	1	Anthony Gould vs Oregon St. (09/03/2023)
	1	Dorian Singer at Southern California (08/26/2023)
	1	Zachariah Branch at Southern California (08/26/2023)
	1	Brenden Rice at Southern California (08/26/2023)
	1	Tahj Washington at Southern California (08/26/2023)
LONG RECEPTION	83	Eric McAlister at Boise St. (10/07/2023)
FIELD GOALS	1	Luke Drzewiecki at New Mexico (10/14/2023)
	1	Reagan Tubbs vs Air Force (09/22/2023)
	1	Noah Serna vs Cal Poly (09/09/2023)
LONG FIELD GOALS	41	Luke Drzewiecki at New Mexico (10/14/2023)
PUNTS	6	Aaron Rodriguez at New Mexico (10/14/2023)
PUNTING AVG	53.7	James Ferguson-Reynolds at Boise St. (10/07/2023)
LONG PUNT	71	James Ferguson-Reynolds at Boise St. (10/07/2023)
PUNTS INSIDE 20	4	Emilio Duran at Toledo (09/16/2023)
LONG PUNT RETURN	35	Zachariah Branch at Southern California (08/26/2023)
LONG KICKOFF RETURN	96	Zachariah Branch at Southern California (08/26/2023)
TACKLES	12	Ethan Calvert vs Cal Poly (09/09/2023)
SACKS	2	Judge Culpepper at Toledo (09/16/2023)
	2	John McCartan vs Oregon St. (09/03/2023)
TACKLES FOR LOSS	2	Judge Culpepper at Toledo (09/16/2023)
	2	John McCartan vs Oregon St. (09/03/2023)
	2	Anthony Lucas at Southern California (08/26/2023)
	2	Mason Cobb at Southern California (08/26/2023)
INTERCEPTIONS	1	A'Marion McCoy at Boise St. (10/07/2023)
	1	Trey Taylor vs Air Force (09/22/2023)
	1	Chris McDonald Jr. at Toledo (09/16/2023)



2023-24 San Jose St. Football
Individual Statistics
All games

Rushing

Player	gp	att	gain	loss	net	avg	td	lg	avg/g
Kairee Robinson	6	73	490	19	471	6.5	10	35	78.5
Quali Conley	7	46	359	7	352	7.7	4	68	50.3
Chevan Cordeiro	7	48	235	107	128	2.7	3	28	18.3
Isaac Jernagin	7	7	70	0	70	10.0	0	45	10.0
Jabari Bates	7	10	32	5	27	2.7	0	7	3.9
Kayden Collins	5	2	9	0	9	4.5	0	6	1.8
Dominick Mazotti	6	1	0	0	0	0.0	0	0	0.0
Nick Nash	7	1	0	0	0	0.0	0	0	0.0
Jay Butterfield	3	2	3	5	-2	-1.0	0	3	-0.7
Team	7	6	0	16	-16	-2.7	0	0	-2.3
Total	7	196	1198	159	1039	5.3	18	68	148.4
Opponents	7	289	1582	111	1471	5.1	18	68	210.1

Passing

Player	gp	effic	comp-att-int	pct	yds	td	lg	avg/g
Chevan Cordeiro	7	130.4	133-222-3	59.9	1619	8	63	231.3
Jay Butterfield	3	154.7	7-11-0	63.6	80	1	29	26.7
Nick Nash	7	0.0	0-1-0	0.0	0	0	0	0.0
Team	7	0.0	0-1-0	0.0	0	0	0	0.0
Total	7	130.4	140-235-3	59.6	1699	9	63	242.7
Opponents	7	146.2	105-166-4	63.3	1303	11	83	186.1

Receiving

Player	gp	no.	yds	avg	td	lg	avg/g
Nick Nash	7	30	387	12.9	4	58	55.3
Dominick Mazotti	6	17	248	14.6	1	44	41.3
Charles Ross	6	17	205	12.1	1	31	34.2
Malikhi Miller	7	14	167	11.9	0	19	23.9
Quali Conley	7	13	165	12.7	0	61	23.6
Kairee Robinson	6	11	168	15.3	1	63	28.0
Sam Olson	4	10	98	9.8	1	27	24.5
Matthew Coleman	6	8	95	11.9	0	29	15.8
Jabari Bates	7	7	23	3.3	0	12	3.3
Isaac Jernagin	7	6	53	8.8	0	34	7.6
Skylar Loving-Black	6	4	41	10.3	0	29	6.8
Branden Alvarez	5	2	25	12.5	1	19	5.0
Kejuan Bullard, Jr.	4	1	24	24.0	0	24	6.0
Total	7	140	1699	12.1	9	63	242.7
Opponents	7	105	1303	12.4	11	83	186.1

Punt Returns

Player	no.	yds	avg	td	lg
Matthew Coleman	2	119	59.5	1	75
DJ Harvey	5	12	2.4	0	9
Justin Stearns	0	7	0.0	1	7
Total	7	138	19.7	2	75
Opponents	7	74	10.6	0	35

Interceptions

Player	no.	yds	avg	td	lg
Tre Jenkins	1	6	6.0	0	6
Chase Williams	1	0	0.0	0	0
Jordan Pollard	1	5	5.0	0	5
Jay Vion Cole	1	0	0.0	0	0
Total	4	11	2.8	0	6
Opponents	3	76	25.3	1	51

Kick Returns

Player	no.	yds	avg	td	lg
Isaac Jernagin	8	118	14.8	0	27
Jabari Bates	5	83	16.6	0	20
DJ Harvey	1	2	2.0	0	2
Total	14	203	14.5	0	27
Opponents	13	177	13.6	1	96

Fumble Returns

Player	no.	yds	avg	td	lg
Bryun Parham	2	0	0.0	0	0
Andrew Jenkins	1	0	0.0	0	0
Andrew Gonneville	1	0	0.0	0	0
Jalen Bainer	1	0	0.0	0	0
Jordan Pollard	1	0	0.0	0	0
Total	6	0	0.0	0	0
Opponents	1	0	0.0	0	0



2023-24 San Jose St. Football
Individual Statistics
All games

Scoring

Player	td	fg	PAT						pts
			kick	rush	rcv	pass	dxp	saf	
Kairee Robinson	11	-	-	-	-	-	-	-	66
Kyler Halvorsen	-	6-8	28-29	-	-	-	-	-	46
Nick Nash	4	-	-	-	-	-	-	-	24
Quali Conley	4	-	-	-	-	-	-	-	24
Chevan Cordeiro	3	-	-	-	-	-	-	-	18
Sam Olson	2	-	-	-	-	-	-	-	12
Dominick Mazotti	1	-	-	-	-	-	-	-	6
Branden Alvarez	1	-	-	-	-	-	-	-	6
Charles Ross	1	-	-	-	-	-	-	-	6
Matthew Coleman	1	-	-	-	-	-	-	-	6
Justin Stearns	1	-	-	-	-	-	-	-	6
Total	29	6-8	28-29	0	0	0	0	0	220
Opponents	31	3-5	31-31	0	0	0	0	0	226

Field Goals

Player	fg	pct.	01-19	20-29	30-39	40-49	50-99	lg	blk
Kyler Halvorsen	6-8	75.0	0-0	2-2	3-5	1-1	0-0	41	0
Opponents	3-5	60.0	0-0	1-1	1-1	1-2	0-1	41	0

FG Sequence

Team Name	San Jose St.	Opponents
Oregon St.	(41)	
Cal Poly	(27)	(24)
Toledo	35,(37)	43
Boise St.	(33),(27)	54
New Mexico	30,(39)	(41)
Air Force		(30)

Numbers in (parentheses) indicate field goal was made

Total Offense

Player	g	plays	rush	pass	total	avg/g
Chevan Cordeiro	7	270	128	1619	1747	249.6
Kairee Robinson	6	73	471	0	471	78.5
Quali Conley	7	46	352	0	352	50.3
Jay Butterfield	3	13	-2	80	78	26.0
Isaac Jernagin	7	7	70	0	70	10.0
Jabari Bates	7	10	27	0	27	3.9
Kayden Collins	5	2	9	0	9	1.8
Team	7	0	-16	0	-16	-2.3
Total	7	431	1039	1699	2738	391.1
Opponents	7	455	1471	1303	2774	396.3

Punting

Player	no.	yds	avg	lg	tb	fc	i20	50+	blk
Alex Weir	25	1035	41.4	56	4	8	6	4	0
Total	25	1035	41.4	56	4	8	6	4	0
Opponents	26	1093	42.0	71	1	10	11	6	2

Kickoffs

Player	no.	yds	avg	tb	ob	retn	net	ydln
Taren Schive	38	2070	54.5	10	0			
Kyler Halvorsen	1	65	65.0	1	0			
Total	39	2135	54.7	11	0	14	38	27
Opponents	40	2409	60.2	14	2	14	40.9	24



2023-24 San Jose St. Football
Individual Statistics
All games

All Purpose

Player	g	rush	rcv	pr	kr	ir	total	avg/g
Kairee Robinson	6	471	168	0	0	0	639	106.5
Quali Conley	7	352	165	0	0	0	517	73.9
Nick Nash	7	0	387	0	0	0	387	55.3
Dominick Mazotti	6	0	248	0	0	0	248	41.3
Isaac Jernagin	7	70	53	0	118	0	241	34.4
Matthew Coleman	6	0	95	119	0	0	214	35.7
Charles Ross	6	0	205	0	0	0	205	34.2
Malikhi Miller	7	0	167	0	0	0	167	23.9
Jabari Bates	7	27	23	0	83	0	133	19.0
Chevan Cordeiro	7	128	0	0	0	0	128	18.3
Sam Olson	4	0	98	0	0	0	98	24.5
Skylar Loving-Black	6	0	41	0	0	0	41	6.8
Branden Alvarez	5	0	25	0	0	0	25	5.0
Kejuan Bullard, Jr.	4	0	24	0	0	0	24	6.0
DJ Harvey	7	0	0	12	2	0	14	2.0
Kayden Collins	5	9	0	0	0	0	9	1.8
Justin Stearns	6	0	0	7	0	0	7	1.2
Tre Jenkins	7	0	0	0	0	6	6	0.9
Jordan Pollard	7	0	0	0	0	5	5	0.7
Jay Butterfield	3	-2	0	0	0	0	-2	-0.7
Team	7	-16	0	0	0	0	-16	-2.3
Total	7	1039	1699	138	203	11	3090	441.4
Opponents	7	1471	1303	74	177	76	3101	443.0



**2023-24 San Jose St. Football
Combined Team Statistics
All games**

Team Results

Date	Opponent		Score	Att.
08/26/2023	at Southern California	L	28-56	63411
09/03/2023	Oregon St.	L	17-42	20337
09/09/2023	Cal Poly	W	59-3	14224
09/16/2023	at Toledo	L	17-21	20039
* 09/22/2023	Air Force	L	20-45	16124
* 10/07/2023	at Boise St.	L	27-35	37491
* 10/14/2023	at New Mexico	W	52-24	13027

Game Records

Record	Overall	Home	Away	Neutral
ALL GAMES	2-5	1-2	1-3	0-0
CONFERENCE	1-2	0-1	1-1	0-0
NON-CONFERENCE	1-3	1-1	0-2	0-0

Rushing

Player	gp	att	gain	loss	net	avg	td	lg	avg/g
Kairee Robinson	6	73	490	19	471	6.5	10	35	78.5
Quali Conley	7	46	359	7	352	7.7	4	68	50.3
Chevan Cordeiro	7	48	235	107	128	2.7	3	28	18.3
Isaac Jernagin	7	7	70	0	70	10.0	0	45	10.0
Jabari Bates	7	10	32	5	27	2.7	0	7	3.9
Kayden Collins	5	2	9	0	9	4.5	0	6	1.8
Jay Butterfield	3	2	3	5	-2	-1.0	0	3	-0.7
Team	7	6	0	16	-16	-2.7	0	0	-2.3
Total	7	196	1198	159	1039	5.3	18	68	148.4
Opponents	7	289	1582	111	1471	5.1	18	68	210.1

Passing

Player	gp	effic	comp-att-int	pct	yds	td	lg	avg/g
Chevan Cordeiro	7	130.4	133-222-3	59.9	1619	8	63	231.3
Jay Butterfield	3	154.7	7-11-0	63.6	80	1	29	26.7
Nick Nash	7	0.0	0-1-0	0.0	0	0	0	0.0
Team	7	0.0	0-1-0	0.0	0	0	0	0.0
Total	7	130.4	140-235-3	59.6	1699	9	63	242.7
Opponents	7	146.2	105-166-4	63.3	1303	11	83	186.1

Receiving

Player	gp	no.	yds	avg	td	lg	avg/g
Nick Nash	7	30	387	12.9	4	58	55.3
Dominick Mazotti	6	17	248	14.6	1	44	41.3
Charles Ross	6	17	205	12.1	1	31	34.2
Malikhi Miller	7	14	167	11.9	0	19	23.9
Quali Conley	7	13	165	12.7	0	61	23.6
Kairee Robinson	6	11	168	15.3	1	63	28.0
Sam Olson	4	10	98	9.8	1	27	24.5
Matthew Coleman	6	8	95	11.9	0	29	15.8
Jabari Bates	7	7	23	3.3	0	12	3.3
Isaac Jernagin	7	6	53	8.8	0	34	7.6
Skylar Loving-Black	6	4	41	10.3	0	29	6.8
Branden Alvarez	5	2	25	12.5	1	19	5.0
Kejuan Bullard, Jr.	4	1	24	24.0	0	24	6.0
Total	7	140	1699	12.1	9	63	242.7
Opponents	7	105	1303	12.4	11	83	186.1

Team Statistics

	SJSU	OPP
First Downs	140	144
Rushing	55	78
Passing	69	63
Penalty	16	3
Rushing Yardage	1039	1471
Rushing attempts	196	289
Average per rush	5.3	5.1
Average per game	148.4	210.1
TDs Rushing	18	18
Passing Yardage	1699	1303
Comp-Att-Int	140-235-3	105-166-4
Average per pass	7.2	7.8
Average per catch	12.1	12.4
Average per game	242.7	186.1
TDs Passing	9	11
Total offense	2738	2774
Average per play	6.4	6.1
Average per game	391.1	396.3
Kick returns: #-Yards	14-203	13-177
Punt returns: #-Yards	7-138	7-74
Int returns: #-Yards	4-11	3-76
Fumbles-Lost	5-1	9-6
Penalties-Yards	42-336	52-444
Punts-Avg	25-41.4	26-42.0
Time of possession / game	29:40	30:20
3rd-down conversion	32/82	42/90
4rd-down conversion	4/13	11/15
PAT-attempts	(28-29) 97%	(31-31) 100%
2-point conversion-attempts	(0-0) 0%	(0-0) 0%

Interceptions

Player	no.	yds	avg	td	lg
Tre Jenkins	1	6	6.0	0	6
Chase Williams	1	0	0.0	0	0
Jordan Pollard	1	5	5.0	0	5
Jay'Vion Cole	1	0	0.0	0	0
Total	4	11	2.8	0	6
Opponents	3	76	25.3	1	51



**2023-24 San Jose St. Football
Combined Team Statistics
All games**

Field Goals

Player	fg	pct.	01-19	20-29	30-39	40-49	50-99	lg	blk
Kyler Halvorsen	6-8	75.0	0-0	2-2	3-5	1-1	0-0	41	0
Opponents	3-5	60.0	0-0	1-1	1-1	1-2	0-1	41	0

Scoring

Player	td	fg	PAT						pts
			kick	rush	rcv	pass	dxp	saf	
Kairee Robinson	11	-	-	-	-	-	-	-	66
Kyler Halvorsen	-	6-8	28-29	-	-	-	-	-	46
Nick Nash	4	-	-	-	-	-	-	-	24
Quali Conley	4	-	-	-	-	-	-	-	24
Chevan Cordeiro	3	-	-	-	-	-	-	-	18
Sam Olson	2	-	-	-	-	-	-	-	12
Dominick Mazotti	1	-	-	-	-	-	-	-	6
Branden Alvarez	1	-	-	-	-	-	-	-	6
Charles Ross	1	-	-	-	-	-	-	-	6
Matthew Coleman	1	-	-	-	-	-	-	-	6
Justin Stearns	1	-	-	-	-	-	-	-	6
Total	29	6-8	28-29	0	0	0	0	0	220
Opponents	31	3-5	31-31	0	0	0	0	0	226

Score by Periods

Team	1st	2nd	3rd	4th	OT	TOT
San Jose St.	37	89	59	35	0	220
Opponents	20	80	56	70	0	226

Punting

Player	no.	yds	avg	lg	tb	fc	i20	50+	blk
Alex Weir	25	1035	41.4	56	4	8	6	4	0
Total	25	1035	41.4	56	4	8	6	4	0
Opponents	26	1093	42.0	71	1	10	11	6	2

Punt Returns

Player	no.	yds	avg	td	lg
DJ Harvey	5	12	2.4	0	9
Matthew Coleman	2	119	59.5	1	75
Total	7	138	19.7	2	75
Opponents	7	74	10.6	0	35

Kick Returns

Player	no.	yds	avg	td	lg
Isaac Jernagin	8	118	14.8	0	27
Jabari Bates	5	83	16.6	0	20
DJ Harvey	1	2	2.0	0	2
Total	14	203	14.5	0	27
Opponents	13	177	13.6	1	96

All Purpose

Player	g	rush	rcv	pr	kr	ir	total	avg/g
Kairee Robinson	6	471	168	0	0	0	639	106.5
Quali Conley	7	352	165	0	0	0	517	73.9
Nick Nash	7	0	387	0	0	0	387	55.3
Dominick Mazotti	6	0	248	0	0	0	248	41.3
Isaac Jernagin	7	70	53	0	118	0	241	34.4
Matthew Coleman	6	0	95	119	0	0	214	35.7
Charles Ross	6	0	205	0	0	0	205	34.2
Malikhi Miller	7	0	167	0	0	0	167	23.9
Jabari Bates	7	27	23	0	83	0	133	19.0
Chevan Cordeiro	7	128	0	0	0	0	128	18.3
Sam Olson	4	0	98	0	0	0	98	24.5
Skylar Loving-Black	6	0	41	0	0	0	41	6.8
Branden Alvarez	5	0	25	0	0	0	25	5.0
Kejuan Bullard, Jr.	4	0	24	0	0	0	24	6.0
DJ Harvey	7	0	0	12	2	0	14	2.0
Kayden Collins	5	9	0	0	0	0	9	1.8
Justin Stearns	6	0	0	7	0	0	7	1.2
Tre Jenkins	7	0	0	0	0	6	6	0.9
Jordan Pollard	7	0	0	0	0	5	5	0.7
Jay Butterfield	3	-2	0	0	0	0	-2	-0.7
Total	7	1039	1699	138	203	11	3090	441.4
Opponents	7	1471	1303	74	177	76	3101	443.0

Total Offense

Player	g	plays	rush	pass	total	avg/g
Chevan Cordeiro	7	270	128	1619	1747	249.6
Kairee Robinson	6	73	471	0	471	78.5
Quali Conley	7	46	352	0	352	50.3
Jay Butterfield	3	13	-2	80	78	26.0
Isaac Jernagin	7	7	70	0	70	10.0
Jabari Bates	7	10	27	0	27	3.9
Kayden Collins	5	2	9	0	9	1.8
Total	7	431	1039	1699	2738	391.1
Opponents	7	455	1471	1303	2774	396.3



2023-24 San Jose St. Football
Combined Team Statistics
All games

Team Defense

##	Player	gp	Tackles				tfl/yds	Sacks		Pass defense			Fumbles		blkd	
			ua	a	tot	no-yds		int-yds	brup	qbh	fr-yds	ff	kick	saf		
6	Bryun Parham	7	33	27	60	1-6	0.5-5	.	.	2	2-0	1	.	.		
22	Tre Jenkins	7	26	15	41	1-1	.	1-6	2		
10	Jordan Pollard	7	23	11	34	2-4	.	1-5	.	.	1-0	1	.	.		
1	Chase Williams	7	18	13	31	0.5-3	.	1-0	2		
3	Tre Smith	7	14	17	31	4-26	3-25	.	.	2	.	1	.	.		
4	Noah Lavulo	7	11	17	28	3-5	1.5-2	.	.	2		
41	Taniela Latu	6	11	15	26	3-7		
96	Jay Kakiva	7	8	15	23	3.5-10	1.5-9		
7	Kenyon Reed	7	15	3	18	1-4	.	.	2		
42	Soane Toia	7	10	7	17	0.5-5	0.5-5		
8	Jay'Vion Cole	7	13	3	16	2-8	1-7	1-0	8		
44	Jordan Cobbs	6	8	4	12	.	.	.	1		
9	Matthew Tago	7	5	6	11	1-1	.	.	1		
2	DJ Harvey	7	9	2	11	.	.	.	1		
25	Michael Dansby	4	7	4	11	1-2	.	.	1		
35	Charles Rogers	7	2	5	7	1-2		
23	Justin Stearns	6	5	2	7	2-3		
91	Quincy Likio	6	4	3	7	0.5-0	.	.	.	1		
48	Dejon Roney	7	3	3	6		
29	Jalen Apalit-Williams	7	3	2	5		
38	Elisha Guidry	2	1	3	4		
5	Jaylan Lawson	5	2	2	4	1	.	.		
50	Gafa Faga	4	1	3	4		
92	Natano Woods	2	2	1	3	1-7	1-7		
56	Jairus Satele	6	.	3	3	0.5-1		
34	Dylan Lee	1	1	2	3	1		
27	Andrew Jenkins	7	1	1	2	1-0	.	.	.		
21	Kayden Collins	5	1	1	2		
26	Ethan Powell	5	2	.	2		
99	Alex Weir	7	2	.	2		
94	Mata Hola	2	1	1	2	1		
98	Vaka Hansen	7	.	2	2	0.5-2		
51	Andrew Gonneville	7	1	.	1	1-0	.	.	.		
17	Zavion Reese	1	1	.	1		
70	Malik Williams	6	1	.	1		
97	John Norwood	5	.	1	1	1	.		
20	Isiah Revis	3	1	.	1		
15	Jalen Bainer	3	2	.	1-0	.	.	.		
28	Jordan Allen	2	1		
Totals		7	246	194	440	29-97	9-60	4-11	20	10	6-0	4	2	0		
Opponents		7	213	170	383	35-149	13-99	3-76	33	10	1-0	5	0	0		



**2023-24 San Jose St. Football
Games Played
All games**

##	Player	GP-GS	USC	OSU	CPO	UT	USAFA	Boise	UNM
0	Isaac Jernagin	7/0	XXX	XXX	XXX	XXX	XXX	XXX	XXX
1	Chase Williams	7/7	START	START	START	START	START	START	START
1	Kejuan Bullard, Jr.	4/0	...	XXX	XXX	XXX	XXX
2	Chevan Cordeiro	7/7	START	START	START	START	START	START	START
2	DJ Harvey	7/2	XXX	START	XXX	XXX	XXX	XXX	START
3	Nick Nash	7/7	START	START	START	START	START	START	START
3	Tre Smith	7/6	START	START	START	START	START	START	XXX
4	Charles Ross	6/5	START	START	START	START	START	XXX	...
4	Noah Lavulo	7/6	START	START	START	START	XXX	START	START
5	Walker Eget	0/0
5	Jaylan Lawson	5/0	...	XXX	XXX	XXX	XXX	...	XXX
6	Bryun Parham	7/7	START	START	START	START	START	START	START
7	Kenyon Reed	7/4	START	XXX	START	START	START	XXX	XXX
7	Quali Conley	7/2	XXX	START	XXX	XXX	START	XXX	XXX
8	Jay'Vion Cole	7/7	START	START	START	START	START	START	START
9	Matthew Tago	7/7	START	START	START	START	START	START	START
9	Jay Butterfield	3/0	...	XXX	XXX	XXX
10	Jordan Pollard	7/7	START	START	START	START	START	START	START
10	Tyler Voss	0/0
11	Justin Lockhart	0/0
11	Kyler Halvorsen	7/0	XXX	XXX	XXX	XXX	XXX	XXX	XXX
12	Malikhi Miller	7/5	XXX	START	START	START	XXX	START	START
13	Branden Alvarez	5/0	XXX	XXX	XXX	XXX	XXX
14	Elijah Wood	2/1	START	XXX
15	Jalen Bainer	3/0	XXX	...	XXX	...	XXX
15	Matthew Coleman	6/2	XXX	XXX	XXX	XXX	...	START	START
16	Imari Conley	1/0	XXX
16	Anthony Garcia	0/0
17	Zavion Reese	1/0	XXX
17	Cooper Hoch	1/0	XXX
18	Keynan Higgins	7/0	XXX	XXX	XXX	XXX	XXX	XXX	XXX
19	Noah McNeal-Franklin	1/0	...	XXX
20	Isiah Revis	3/0	XXX	XXX	...	XXX
21	Kayden Collins	5/0	XXX	XXX	XXX	XXX	...	XXX	...
22	Tre Jenkins	7/7	START	START	START	START	START	START	START
23	Jabari Bates	7/1	XXX	XXX	XXX	XXX	START	XXX	XXX
23	Justin Stearns	6/0	XXX	...	XXX	XXX	XXX	XXX	XXX
24	Sebastian Macaluso	2/0	XXX	XXX
25	Michael Dansby	4/3	START	START	XXX	START	...
26	Ethan Powell	5/0	XXX	XXX	XXX	...	XXX	XXX	...
27	Andrew Jenkins	7/0	XXX	XXX	XXX	XXX	XXX	XXX	XXX
28	Jordan Allen	2/0	XXX	...	XXX
28	Jakob Galloway	0/0
29	Jalen Apalit-Williams	7/0	XXX	XXX	XXX	XXX	XXX	XXX	XXX
30	Assani Berkeley	0/0
31	Hunter Nowell	0/0
32	Kairee Robinson	6/5	START	...	START	START	XXX	START	START
33	Justin Eklund	1/0	...	XXX
34	Dylan Lee	1/0	XXX
34	Viliani Teu	0/0
35	Charles Rogers	7/0	XXX	XXX	XXX	XXX	XXX	XXX	XXX
36	Jeremiah Zamora	0/0
37	Dylan Hampsten	0/0
38	Elisha Guidry	2/0	XXX	XXX	...
39	Dino Beslagic	0/0
39	Caleb Womack	0/0
40	Tavarius Pitts	1/0	XXX
41	Taniela Latu	6/2	XXX	XXX	XXX	...	START	XXX	START
42	Soane Toia	7/6	START	START	START	XXX	START	START	START
44	Jordan Cobbs	6/0	...	XXX	XXX	XXX	XXX	XXX	XXX



**2023-24 San Jose St. Football
Games Played
All games**

##	Player	GP-GS	USC	OSU	CPO	UT	USAFA	Boise	UNM
45	Alexander Cobbs	0/0
48	Dejon Roney	7/0	XXX	XXX	XXX	XXX	XXX	XXX	XXX
49	Taren Schive	7/0	XXX	XXX	XXX	XXX	XXX	XXX	XXX
50	Gafa Faga	4/0	...	XXX	XXX	XXX	XXX
51	Andrew Gonnevillle	7/0	XXX	XXX	XXX	XXX	XXX	XXX	XXX
53	Brady Van Bennekum	0/0
54	Jaime Navarro	7/7	START	START	START	START	START	START	START
55	James McNorton	0/0
56	Jairus Satele	6/0	XXX	XXX	XXX	...	XXX	XXX	XXX
59	Davis Salom	1/0	...	XXX
60	Hudson Mesa	0/0
61	Marist Talavou	6/6	START	START	START	START	...	START	START
62	Nathan Balestrieri	0/0
65	Denaris DeRosa, Jr.	0/0
67	Kai Davison	5/0	XXX	XXX	XXX	XXX	XXX
68	Ryan Stewart	0/0
69	Uluakinofu Taliauli	1/0	XXX
70	Malik Williams	6/1	XXX	XXX	XXX	XXX	START	XXX	...
71	Tyler Ostrom	7/7	START	START	START	START	START	START	START
72	Nate Hale	0/0
73	Laakea Kapoi	0/0
74	Anthony Pardue	7/7	START	START	START	START	START	START	START
75	Joseph Harbert	2/0	XXX	...	XXX
77	Luke Griskey	0/0
78	Jake Steele	5/0	XXX	XXX	XXX	XXX	XXX
79	Fernando Carmona, Jr.	7/7	START	START	START	START	START	START	START
80	Trevor Voss	0/0
81	Dominick Mazotti	6/6	...	START	START	START	START	START	START
82	Nicholas Williams	0/0
83	Kamaehu Kopa-Kaawalauole	0/0
84	Joshua Scott	0/0
85	Jackson Canaan	0/0
86	Skylar Loving-Black	6/1	START	XXX	XXX	XXX	XXX	XXX	...
87	Joseph Hernandez, Jr.	0/0
88	Sam Olson	4/1	START	XXX	XXX	XXX
89	Nate Lewis	1/0	XXX
90	Akio Martinson	0/0
91	Quincy Likio	6/0	XXX	XXX	XXX	XXX	XXX	XXX	...
92	Natano Woods	2/0	XXX	...	XXX
94	Mata Hola	2/0	...	XXX	XXX
95	Tangata Tuitupou	0/0
96	Jay Kakiva	7/5	XXX	START	XXX	START	START	START	START
97	John Norwood	5/0	XXX	XXX	XXX	XXX	XXX
98	Vaka Hansen	7/0	XXX	XXX	XXX	XXX	XXX	XXX	XXX
99	Alex Weir	7/0	XXX	XXX	XXX	XXX	XXX	XXX	XXX
99	Kaleb Peleki	0/0



2023-24 San Jose St. Football
Total Tackles Game-by-Game
All games

Total Tackles

Player	S-A	Total	USC	OSU	CPO	UT	USAFA	Boise	UNM
Bryun Parham	33-27	60	8-1	3-2	3-1	3-8	2-9	8-4	6-2
Tre Jenkins	26-15	41	5-0	6-1	3-1	3-2	6-7	1-2	2-2
Jordan Pollard	23-11	34	6-0	1-1	3-2	2-2	3-2	5-2	3-2
Chase Williams	18-13	31	4-0	3-2	3-1	2-5	3-0	2-2	1-3
Tre Smith	14-17	31	3-1	4-2	1-1	0-2	2-11	3-0	1-0
Noah Lavulo	11-17	28	1-0	1-2	1-0	0-2	4-7	4-0	0-6
Taniela Latu	11-15	26	-	2-2	0-1	DNP	7-6	0-3	2-3
Jay Kakiva	8-15	23	1-0	0-1	1-1	0-2	2-7	2-1	2-3
Kenyon Reed	15-3	18	5-0	2-0	2-1	2-0	-	1-0	3-2
Soane Toia	10-7	17	1-0	-	2-1	1-2	2-3	2-1	2-0
Jay'Vion Cole	13-3	16	3-0	4-0	1-0	1-0	1-1	0-2	3-0
Jordan Cobbs	8-4	12	DNP	4-0	1-0	1-2	2-0	-	0-2
DJ Harvey	9-2	11	3-0	3-1	1-0	-	-	-	2-1
Michael Dansby	7-4	11	DNP	DNP	-	3-2	0-2	4-0	DNP
Matthew Tago	5-6	11	2-0	2-0	-	0-2	1-4	-	-
Justin Stearns	5-2	7	-	DNP	3-1	-	-	1-0	1-1
Quincy Likio	4-3	7	-	-	1-0	1-0	2-3	-	DNP
Charles Rogers	2-5	7	-	1-2	0-3	-	-	-	1-0
Dejon Roney	3-3	6	-	-	-	2-2	-	0-1	1-0
Jalen Apalit-Williams	3-2	5	-	2-1	-	0-1	-	-	1-0
Jaylan Lawson	2-2	4	DNP	-	1-1	0-1	-	DNP	1-0
Elisha Guidry	1-3	4	DNP	DNP	0-3	DNP	DNP	1-0	DNP
Gafa Faga	1-3	4	DNP	1-0	0-1	DNP	DNP	0-1	0-1
Natano Woods	2-1	3	-	DNP	2-1	DNP	DNP	DNP	DNP
Dylan Lee	1-2	3	DNP	DNP	1-2	DNP	DNP	DNP	DNP
Jairus Satele	0-3	3	-	-	0-1	DNP	-	0-1	0-1
Ethan Powell	2-0	2	1-0	-	1-0	DNP	-	-	DNP
Alex Weir	2-0	2	2-0	-	-	-	-	-	-
Kayden Collins	1-1	2	-	1-0	-	-	DNP	0-1	DNP
Andrew Jenkins	1-1	2	-	-	1-0	-	-	0-1	-
Mata Hola	1-1	2	DNP	0-1	1-0	DNP	DNP	DNP	DNP
Vaka Hansen	0-2	2	-	-	0-1	-	-	-	0-1
Zavion Reese	1-0	1	DNP	DNP	1-0	DNP	DNP	DNP	DNP
Isiah Revis	1-0	1	-	DNP	DNP	DNP	-	DNP	1-0
Andrew Gonneville	1-0	1	-	-	1-0	-	-	-	-
Malik Williams	1-0	1	1-0	-	-	-	-	-	DNP
John Norwood	0-1	1	-	-	-	0-1	-	DNP	DNP



2023-24 San Jose St. Football
Rushing/Receiving Game-by-Game
All games

Rushing

Player	No-Yds/TD	USC	OSU	CPO	UT	USAFA	Boise	UNM
Kairee Robinson	73-471/10	9-28/1	DNP	16-124/2	14-50/1	7-82/2	12-61/1	15-126/3
Chevan Cordeiro	48-128/3	10-52/0	7-26/0	5-22/1	9--28/0	6-20/1	9-29/1	2-7/0
Quali Conley	46-352/4	6-108/0	11-34/0	12-60/2	3-11/0	1-7/0	3-9/1	10-123/1
Jabari Bates	10-27/0	1-5/0	1-1/0	5-5/0	-	1-7/0	-	2-9/0
Isaac Jernagin	7-70/0	1-5/0	1-2/0	1-45/0	1-9/0	-	2-5/0	1-4/0
Kayden Collins	2-9/0	-	-	2-9/0	-	DNP	-	DNP
Jay Butterfield	2--2/0	DNP	1--5/0	1-3/0	DNP	DNP	DNP	-
Nick Nash	1-0/0	-	-	-	-	1-0/0	-	-
Dominick Mazotti	1-0/0	DNP	-	-	1-0/0	-	-	-

Receiving

Player	No-Yds/TD	USC	OSU	CPO	UT	USAFA	Boise	UNM
Nick Nash	30-387/4	6-89/3	7-40/0	1--3/0	6-80/0	5-28/0	4-99/0	1-54/1
Dominick Mazotti	17-248/1	DNP	2-16/0	1-38/0	4-39/1	5-60/0	3-25/0	2-70/0
Charles Ross	17-205/1	5-62/0	2-8/0	2-39/1	3-21/0	2-47/0	3-28/0	DNP
Malikhi Miller	14-167/0	1-18/0	2-24/0	3-39/0	4-50/0	2-14/0	1-6/0	1-16/0
Quali Conley	13-165/0	2-17/0	2-18/0	-	1-0/0	5-44/0	2-25/0	1-61/0
Kairee Robinson	11-168/1	3-14/0	DNP	-	2-11/0	1-7/0	3-73/0	2-63/1
Sam Olson	10-98/1	1-4/0	6-60/0	1-27/1	2-7/0	DNP	DNP	DNP
Matthew Coleman	8-95/0	-	1-29/0	3-20/0	1-18/0	DNP	2-20/0	1-8/0
Jabari Bates	7-23/0	1--6/0	1-12/0	1-4/0	-	2-6/0	2-7/0	-
Isaac Jernagin	6-53/0	2-0/0	-	2-17/0	1-2/0	-	1-34/0	-
Skylar Loving-Black	4-41/0	-	-	-	-	2-33/0	2-8/0	DNP
Branden Alvarez	2-25/1	-	2-25/1	-	-	-	DNP	DNP
Kejuan Bullard, Jr.	1-24/0	DNP	-	1-24/0	-	-	DNP	DNP



2023-24 San Jose St. Football
Returns Game-by-Game
All games

Punt Returns

Player	No-Yds	USC	OSU	CPO	UT	USAFA	Boise	UNM
DJ Harvey	5-12	-	-	-	3-8	1-1	-	1-3
Matthew Coleman	2-119	-	-	1-75	-	DNP	-	1-44

Kick Returns

Player	No-Yds	USC	OSU	CPO	UT	USAFA	Boise	UNM
Isaac Jernagin	8-118	3-53	2-16	-	1-14	2-35	-	-
Jabari Bates	5-83	-	-	-	-	3-46	-	2-37
DJ Harvey	1-2	-	-	-	-	-	-	1-2

Interceptions Returns

Player	No-Yds	USC	OSU	CPO	UT	USAFA	Boise	UNM
Tre Jenkins	1-6	-	-	-	1-6	-	-	-
Jordan Pollard	1-5	-	-	-	-	-	1-5	-
Chase Williams	1-0	-	-	1-0	-	-	-	-
Jay'Vion Cole	1-0	-	-	-	-	-	-	1-0

Fumble Returns

Player	No-Yds	USC	OSU	CPO	UT	USAFA	Boise	UNM
Bryun Parham	2-0	-	-	-	-	-	2-0	-
Jordan Pollard	1-0	-	-	1-0	-	-	-	-
Jalen Bainer	1-0	DNP	DNP	1-0	DNP	-	DNP	-
Andrew Jenkins	1-0	-	-	-	1-0	-	-	-
Andrew Gonneville	1-0	-	-	-	1-0	-	-	-



2023-24 San Jose St. Football
Sacks Game-by-Game
All games

Player	UA-A	Total	USC	OSU	CPO	UT	USAFA	Boise	UNM
Tre Smith	2-2	3	1.5-18	-	1-2	0.5-5	-	-	-
Noah Lavulo	1-1	1.5	-	-	-	-	-	1-1	0.5-1
Jay Kakiva	1-1	1.5	-	-	-	-	-	1-8	0.5-1
Jay'Vion Cole	1-0	1	-	1-7	-	-	-	-	-
Natano Woods	1-0	1	-	DNP	1-7	DNP	DNP	DNP	DNP
Bryun Parham	0-1	0.5	0.5-5	-	-	-	-	-	-
Soane Toia	0-1	0.5	-	-	-	0.5-5	-	-	-



2023-24 San Jose St. Football
Tackles For Loss Game-by-Game
All games

Player	UA-A	Total	USC	OSU	CPO	UT	USAFA	Boise	UNM
Tre Smith	3-2	4.0	2.5-19	-	1.0-2	0.5-5	-	-	-
Jay Kakiva	2-3	3.5	-	-	1.0-1	0.5-0	0.5-0	1.0-8	0.5-1
Noah Lavulo	2-2	3.0	-	-	1.0-2	-	0.5-1	1.0-1	0.5-1
Taniela Latu	2-2	3.0	-	1.0-1	-	DNP	1.5-3	0.5-3	-
Jay'Vion Cole	2-0	2.0	-	1.0-7	1.0-1	-	-	-	-
Jordan Pollard	2-0	2.0	1.0-2	-	-	-	-	1.0-2	-
Justin Stearns	2-0	2.0	-	DNP	1.0-1	-	-	-	1.0-2
Kenyon Reed	1-0	1.0	-	-	-	-	-	-	1.0-4
Matthew Tago	1-0	1.0	-	1.0-1	-	-	-	-	-
Tre Jenkins	1-0	1.0	-	-	1.0-1	-	-	-	-
Michael Dansby	1-0	1.0	DNP	DNP	-	1.0-2	-	-	DNP
Natano Woods	1-0	1.0	-	DNP	1.0-7	DNP	DNP	DNP	DNP
Bryun Parham	0-2	1.0	0.5-5	-	-	0.5-1	-	-	-
Charles Rogers	0-2	1.0	-	-	1.0-2	-	-	-	-
Chase Williams	0-1	0.5	-	-	-	-	-	0.5-3	-
Soane Toia	0-1	0.5	-	-	-	0.5-5	-	-	-
Jairus Satele	0-1	0.5	-	-	0.5-1	DNP	-	-	-
Quincy Likio	0-1	0.5	-	-	-	-	0.5-0	-	DNP
Vaka Hansen	0-1	0.5	-	-	0.5-2	-	-	-	-



2023-24 San Jose St. Football
 Fumbles Game-by-Game
 All games

Fumbles

Player	No-Lost	USC	OSU	CPO	UT	USAFA	Boise	UNM
Chevan Cordeiro	5-0	1-0	3-0	-	-	1-0	-	-

Fumbles Forced

Player	Number	USC	OSU	CPO	UT	USAFA	Boise	UNM
Tre Smith	1	-	-	1	-	-	-	-
Jaylan Lawson	1	DNP	-	1	-	-	DNP	-
Bryun Parham	1	-	-	-	-	-	1	-
Jordan Pollard	1	-	-	-	-	-	1	-

Fumbles Recovered

Player	Number	USC	OSU	CPO	UT	USAFA	Boise	UNM
Bryun Parham	2	-	-	-	-	-	2	-
Jordan Pollard	1	-	-	1	-	-	-	-
Jalen Bainer	1	DNP	DNP	1	DNP	-	DNP	-
Andrew Jenkins	1	-	-	-	1	-	-	-
Andrew Gonneville	1	-	-	-	1	-	-	-



2023-24 San Jose St. Football
Passing Game-by-Game
All games

#2 Chevan Cordeiro	Comp	Att	Int	Pct	Yards	TD	Long	Sacked	Effic.
Southern California	21	38	0	55.3	198	3	32	1-22	125.1
Oregon St.	18	32	0	56.3	152	0	26	2-12	96.2
Cal Poly	15	21	0	71.4	205	2	38	1-9	184.9
Toledo	24	41	1	58.5	228	1	39	5-35	108.4
Air Force	24	35	1	68.6	239	0	33	0-0	120.2
Boise St.	23	38	1	60.5	325	0	63	3-16	127.1
New Mexico	8	17	0	47.1	272	2	61	0-0	220.3
Totals	133	222	3	59.9	1619	8	63	12-94	130.4

#3 Nick Nash	Comp	Att	Int	Pct	Yards	TD	Long	Sacked	Effic.
Oregon St.	0	1	0	0.0	0	0	0	0-0	0.0
Totals	0	1	0	0.0	0	0	0	0-0	0.0

#9 Jay Butterfield	Comp	Att	Int	Pct	Yards	TD	Long	Sacked	Effic.
Oregon St.	7	9	0	77.8	80	1	29	1-5	189.1
Cal Poly	0	2	0	0.0	0	0	0	0-0	0.0
Totals	7	11	0	63.6	80	1	29	1-5	154.7



2023-24 San Jose St. Football
Red-Zone Results
All games

San Jose St. Inside Opponent Red-Zone

Date	Opponent	Score	Times	Times	Total	Rush Pass FGs			Failed to score inside RZ						
			In RZ	Scored	Pts	TDs	TDs	TDs	Made	FGA	Down	Int	Fumb	Half	Game
08/26/2023	at Southern California	L 28-56	2	2	14	2	1	1	0	0	0	0	0	0	0
09/03/2023	Oregon St.	L 17-42	3	3	17	2	1	1	1	1	0	0	0	0	0
09/09/2023	Cal Poly	W 59-3	5	5	31	4	4	0	1	1	0	0	0	0	0
09/16/2023	at Toledo	L 17-21	4	3	17	2	1	1	1	2	0	0	0	0	0
09/22/2023	Air Force	L 20-45	3	2	13	2	2	0	0	0	1	0	0	0	0
10/07/2023	at Boise St.	L 27-35	5	5	27	3	3	0	2	2	0	0	0	0	0
10/14/2023	at New Mexico	W 52-24	5	4	24	3	3	0	1	2	0	0	0	0	0
Totals 24 of 27 (88.9%)			27	24	143	18	15	3	6	8	1	0	0	0	0

Opponents Inside San Jose St. Red-Zone

Date	Opponent	Score	Times	Times	Total	Rush Pass FGs			Failed to score inside RZ						
			In RZ	Scored	Pts	TDs	TDs	TDs	Made	FGA	Down	Int	Fumb	Half	Game
08/26/2023	Southern California	L 28-56	5	5	35	5	3	2	0	0	0	0	0	0	0
09/03/2023	Oregon St.	L 17-42	4	4	28	4	3	1	0	0	0	0	0	0	0
09/09/2023	Cal Poly	W 59-3	2	1	3	0	0	0	1	1	1	0	0	0	0
09/16/2023	Toledo	L 17-21	2	2	14	2	1	1	0	0	0	0	0	0	0
09/22/2023	Air Force	L 20-45	6	6	38	5	5	0	1	1	0	0	0	0	0
10/07/2023	Boise St.	L 27-35	4	4	28	4	3	1	0	0	0	0	0	0	0
10/14/2023	New Mexico	W 52-24	2	2	14	2	2	0	0	0	0	0	0	0	0
Totals 24 of 25 (96.0%)			25	24	160	22	17	5	2	2	1	0	0	0	0



**2023-24 San Jose St. Football
Tackles Breakdown
All games**

All Tackles

Player	Total	Rush	Pass	Sack	KO	Punt	Int	Fumb	FF	Other
Bryun Parham	60	0	0	1	0	0	0	0	0	59
Tre Jenkins	41	0	0	1	0	0	0	0	0	40
Jordan Pollard	34	0	0	2	0	0	0	0	0	32
Chase Williams	31	0	0	0.5	0	0	0	0	0	30.5
Tre Smith	31	0	0	4	0	0	0	0	0	27
Noah Lavulo	28	0	0	3	0	0	0	0	0	25
Taniela Latu	26	0	0	3	0	0	0	0	0	23
Jay Kakiva	23	0	0	3.5	0	0	0	0	0	19.5
Kenyon Reed	18	0	0	1	0	0	0	0	0	17
Soane Toia	17	0	0	0.5	0	0	0	0	0	16.5
Jay'Vion Cole	16	0	0	2	0	0	0	0	0	14
Jordan Cobbs	12	0	0	0	0	0	0	0	0	12
Matthew Tago	11	0	0	1	0	0	0	0	0	10
DJ Harvey	11	0	0	0	0	0	0	0	0	11
Michael Dansby	11	0	0	1	0	0	0	0	0	10
Charles Rogers	7	0	0	1	0	0	0	0	0	6
Justin Stearns	7	0	0	2	0	0	0	0	0	5
Quincy Likio	7	0	0	0.5	0	0	0	0	0	6.5
Dejon Roney	6	0	0	0	0	0	0	0	0	6
Jalen Apalit-Williams	5	0	0	0	0	0	0	0	0	5
Elisha Guidry	4	0	0	0	0	0	0	0	0	4
Jaylan Lawson	4	0	0	0	0	0	0	0	0	4
Gafa Faga	4	0	0	0	0	0	0	0	0	4
Natano Woods	3	0	0	1	0	0	0	0	0	2
Jairus Satele	3	0	0	0.5	0	0	0	0	0	2.5
Dylan Lee	3	0	0	0	0	0	0	0	0	3
Andrew Jenkins	2	0	0	0	0	0	0	0	0	2
Kayden Collins	2	0	0	0	0	0	0	0	0	2
Ethan Powell	2	0	0	0	0	0	0	0	0	2
Alex Weir	2	0	0	0	0	0	0	0	0	2
Mata Hola	2	0	0	0	0	0	0	0	0	2
Vaka Hansen	2	0	0	0.5	0	0	0	0	0	1.5
Andrew Gonneville	1	0	0	0	0	0	0	0	0	1
Zavion Reese	1	0	0	0	0	0	0	0	0	1
Malik Williams	1	0	0	0	0	0	0	0	0	1
John Norwood	1	0	0	0	0	0	0	0	0	1
Isiah Revis	1	0	0	0	0	0	0	0	0	1
Total	440	0	0	29	0	0	0	0	0	411

Rushing Tackles

Player	No.
Total	0

Passing Tackles

Player	No.
Total	0



2023-24 San Jose St. Football
Tackles Breakdown
All games

Special Teams Tackles

Player	Total	KO	Punt
Total	0	0	0

Kickoff return Tackles

Player	No.
Total	0

Punt Return Tackles

Player	No.
Total	0



2023-24 San Jose St. Football
By Quarter Statistics
All games

3rd-Down Conversions

Date	Opponent	Score	Overall	1st Qtr	2nd Qtr	3rd Qtr	4th Qtr	Overtime
08/26/2023	at Southern California	L 28-56	5-13 38.5	3-4 75.0	1-4 25.0	1-3 33.3	0-2 0.0	0-0 0.0
09/03/2023	Oregon St.	L 17-42	4-13 30.8	1-3 33.3	0-3 0.0	0-2 0.0	3-5 60.0	0-0 0.0
09/09/2023	Cal Poly	W 59-3	5-11 45.5	2-3 66.7	2-4 50.0	1-1 100.0	0-3 0.0	0-0 0.0
09/16/2023	at Toledo	L 17-21	8-17 47.1	3-5 60.0	3-4 75.0	1-3 33.3	1-5 20.0	0-0 0.0
09/22/2023	Air Force	L 20-45	3-8 37.5	0-1 0.0	1-1 100.0	0-1 0.0	2-5 40.0	0-0 0.0
10/07/2023	at Boise St.	L 27-35	4-12 33.3	3-5 60.0	0-1 0.0	0-3 0.0	1-3 33.3	0-0 0.0
10/14/2023	at New Mexico	W 52-24	3-8 37.5	1-3 33.3	1-1 100.0	1-3 33.3	0-1 0.0	0-0 0.0
San Jose St.			32-82 39.0	13-24 54.2	8-18 44.4	4-16 25.0	7-24 29.2	0-0 0.0
Opponents			42-90 46.7	7-18 38.9	22-31 71.0	7-21 33.3	6-20 30.0	0-0 0.0

4th-Down Conversions

Date	Opponent	Score	Overall	1st Qtr	2nd Qtr	3rd Qtr	4th Qtr	Overtime
08/26/2023	at Southern California	L 28-56	0-1 0.0	0-0 0.0	0-0 0.0	0-0 0.0	0-1 0.0	0-0 0.0
09/03/2023	Oregon St.	L 17-42	2-3 66.7	0-0 0.0	1-1 100.0	0-1 0.0	1-1 100.0	0-0 0.0
09/09/2023	Cal Poly	W 59-3	1-2 50.0	0-0 0.0	1-1 100.0	0-0 0.0	0-1 0.0	0-0 0.0
09/16/2023	at Toledo	L 17-21	0-2 0.0	0-1 0.0	0-0 0.0	0-0 0.0	0-1 0.0	0-0 0.0
09/22/2023	Air Force	L 20-45	0-2 0.0	0-0 0.0	0-0 0.0	0-0 0.0	0-2 0.0	0-0 0.0
10/07/2023	at Boise St.	L 27-35	0-2 0.0	0-0 0.0	0-0 0.0	0-1 0.0	0-1 0.0	0-0 0.0
10/14/2023	at New Mexico	W 52-24	1-1 100.0	0-0 0.0	0-0 0.0	0-0 0.0	1-1 100.0	0-0 0.0
San Jose St.			4-13 30.8	0-1 0.0	2-2 100.0	0-2 0.0	2-8 25.0	0-0 0.0
Opponents			11-15 73.3	0-0 0.0	4-4 100.0	2-3 66.7	5-8 62.5	0-0 0.0

Time of Possession

Date	Opponent	Score	Overall	1st Qtr	2nd Qtr	3rd Qtr	4th Qtr	Overtime
08/26/2023	at Southern California	L 28-56	30:42	04:55	12:21	08:54	04:32	00:00
09/03/2023	Oregon St.	L 17-42	28:05	06:22	08:05	05:05	08:33	00:00
09/09/2023	Cal Poly	W 59-3	35:23	06:38	12:53	09:22	06:30	00:00
09/16/2023	at Toledo	L 17-21	34:50	11:39	08:12	06:11	08:48	00:00
09/22/2023	Air Force	L 20-45	20:55	06:31	05:50	00:50	07:44	00:00
10/07/2023	at Boise St.	L 27-35	31:28	05:59	11:25	09:05	04:59	00:00
10/14/2023	at New Mexico	W 52-24	26:14	06:30	02:39	07:46	09:19	00:00
San Jose St.			Total 207:37	48:34	61:25	47:13	50:25	00:00
			Avg. 29:40	06:56	08:46	06:45	07:12	00:00
Opponents			Total 212:23	35:15	64:46	47:13	65:09	00:00
			Avg. 30:20	05:02	09:15	06:45	09:18	00:00



**2023-24 San Jose St. Football
Team Game-by-Game Comparison
All games**

Opponent	Score	First Downs				Rushing Number-Yards	Passing		Total Offense Plays-Yards	Return Yards	Turn- Overs
		Total	Rush	Pass	Pen		Comp-Att.-Int	Yards			
Southern California	28-56	23 / 25	10 / 10	9 / 15	4 / 0	27-198 / 34-160	21-39-0 / 24-35-0	198 / 341	66-396 / 69-501	53 / 162	0 / 0
Oregon St.	17-42	20 / 27	6 / 12	10 / 14	4 / 1	22-56 / 35-197	25-42-0 / 22-28-0	232 / 276	64-288 / 63-473	16 / 24	1 / 0
Cal Poly	59-3	24 / 11	12 / 5	11 / 5	1 / 1	43-267 / 33-94	15-23-0 / 13-24-1	205 / 74	66-472 / 57-168	75 / 32	0 / 3
Toledo	17-21	18 / 16	3 / 11	12 / 5	3 / 0	29-40 / 36-229	24-41-1 / 13-23-1	228 / 92	70-268 / 59-321	28 / 27	1 / 3
Air Force	20-45	18 / 25	6 / 23	11 / 2	1 / 0	17-115 / 73-400	24-35-1 / 2-2-0	239 / 28	52-354 / 75-428	82 / 51	1 / 0
Boise St.	27-35	19 / 22	9 / 11	10 / 10	0 / 1	26-104 / 42-262	23-38-1 / 13-24-1	325 / 230	64-429 / 66-492	5 / 12	1 / 3
New Mexico	52-24	18 / 18	9 / 6	6 / 12	3 / 0	32-259 / 36-129	8-17-0 / 18-30-1	272 / 262	49-531 / 66-391	93 / 19	0 / 1
Totals	220-226	140 / 144	55 / 78	69 / 63	16 / 3	196-1039 / 289-1471	140-235-3 / 105-166-4	1699 / 1303	431-2738 / 455-2774	352 / 327	4 / 10

Opponents	3rd Down Conversion	4th Down Conversion	Time of Possession	TOP Margin	Avg			Punting Number-Avg	Penalties Number-Yards	Sacks
					Yds/Rush	Yds/Pass	Yds/Play			
Southern California	5-13 / 9-13	0-1 / 1-2	30:42 / 29:18	01:24	7.3 / 4.7	5.1 / 9.7	6.0 / 7.3	7-45.7 / 2-41.5	3-21.0 / 8-57.0	2 / 1
Oregon St.	4-13 / 5-8	2-3 / 0-1	28:05 / 31:55	-03:50	2.5 / 5.6	5.5 / 9.9	4.5 / 7.5	3-30.3 / 2-20.0	5-40.0 / 9-76.0	1 / 3
Cal Poly	5-11 / 2-14	1-2 / 2-4	35:23 / 24:37	10:46	6.2 / 2.8	8.9 / 3.1	7.2 / 2.9	2-39.0 / 6-45.2	6-55.0 / 5-50.0	2 / 1
Toledo	8-17 / 6-14	0-2 / 1-1	34:50 / 25:10	09:40	1.4 / 6.4	5.6 / 4.0	3.8 / 5.4	5-41.0 / 5-45.0	4-31.0 / 8-73.0	1 / 5
Air Force	3-8 / 10-15	0-2 / 3-3	20:55 / 39:05	-18:10	6.8 / 5.5	6.8 / 14.0	6.8 / 5.7	2-34.0 / 1-35.0	6-48.0 / 4-43.0	0 / 0
Boise St.	4-12 / 5-11	0-2 / 2-2	31:28 / 28:32	02:56	4.0 / 6.2	8.6 / 9.6	6.7 / 7.5	4-44.5 / 3-53.7	7-55.0 / 3-25.0	2 / 3
New Mexico	3-8 / 5-15	1-1 / 2-2	26:14 / 33:46	-07:32	8.1 / 3.6	16.0 / 8.7	10.8 / 5.9	2-47.5 / 7-39.7	11-86.0 / 15-120.0	1 / 0
Totals	32-82 / 42-90	4-13 / 11-15	207:37 / 212:23	-04:46	5.3 / 5.1	7.2 / 7.8	6.4 / 6.1	25-41.4 / 26-42.0	42-336.0 / 52-444.0	9 / 13

Note: Game totals are displayed in the format TEAM/OPPONENT for each category



**2023-24 San Jose St. Football
Results and Comparison
All games**

	Date	Opponent		Score	Overall	Conf	Time	Attend
	08/26/2023	at Southern California	L	28-56	0-1	0-0	3:27	63411
	09/03/2023	Oregon St.	L	17-42	0-2	0-0	3:14	20337
	09/09/2023	Cal Poly	W	59-3	1-2	0-0	3:42	14224
	09/16/2023	at Toledo	L	17-21	1-3	0-0	3:19	20039
*	09/22/2023	Air Force	L	20-45	1-4	0-1	3:05	16124
*	10/07/2023	at Boise St.	L	27-35	1-5	0-2	3:37	37491
*	10/14/2023	at New Mexico	W	52-24	2-5	1-2	3:06	13027

Opponent	Score	First Downs				Pen	Rushing Number-Yards	Passing		Total Offense Plays-Yards	Return Yards	Turn- Overs
		Total	Rush	Pass	Comp-Att.-Int			Yards				
Southern California	28-56	23 / 25	10 / 10	9 / 15	4 / 0		27-198 / 34-160	21-39-0 / 24-35-0	198 / 341	66-396 / 69-501	53 / 162	0 / 0
Oregon St.	17-42	20 / 27	6 / 12	10 / 14	4 / 1		22-56 / 35-197	25-42-0 / 22-28-0	232 / 276	64-288 / 63-473	16 / 24	1 / 0
Cal Poly	59-3	24 / 11	12 / 5	11 / 5	1 / 1		43-267 / 33-94	15-23-0 / 13-24-1	205 / 74	66-472 / 57-168	75 / 32	0 / 3
Toledo	17-21	18 / 16	3 / 11	12 / 5	3 / 0		29-40 / 36-229	24-41-1 / 13-23-1	228 / 92	70-268 / 59-321	28 / 27	1 / 3
Air Force	20-45	18 / 25	6 / 23	11 / 2	1 / 0		17-115 / 73-400	24-35-1 / 2-2-0	239 / 28	52-354 / 75-428	82 / 51	1 / 0
Boise St.	27-35	19 / 22	9 / 11	10 / 10	0 / 1		26-104 / 42-262	23-38-1 / 13-24-1	325 / 230	64-429 / 66-492	5 / 12	1 / 3
New Mexico	52-24	18 / 18	9 / 6	6 / 12	3 / 0		32-259 / 36-129	8-17-0 / 18-30-1	272 / 262	49-531 / 66-391	93 / 19	0 / 1
Totals	220-226	140 / 144	55 / 78	69 / 63	16 / 3		196-1039 / 289-1471	140-235-3 / 105-166-4	1699 / 1303	431-2738 / 455-2774	352 / 327	4 / 10



**2023-24 San Jose St. Football
All-Purpose Yards Game-by-Game
All games**

Player	Total	USC	OSU	CPO	UT	USAFA	Boise	UNM
Kairee Robinson	639	42	DNP	124	61	89	134	189
Quali Conley	517	125	52	60	11	51	34	184
Nick Nash	387	89	40	-3	80	28	99	54
Dominick Mazotti	248	DNP	16	38	39	60	25	70
Isaac Jernagin	241	58	18	62	25	35	39	4
Matthew Coleman	214	-	29	95	18	DNP	20	52
Charles Ross	205	62	8	39	21	47	28	DNP
Malikhi Miller	167	18	24	39	50	14	6	16
Jabari Bates	133	-1	13	9	-	59	7	46
Chevan Cordeiro	128	52	26	22	-28	20	29	7
Sam Olson	98	4	60	27	7	DNP	DNP	DNP
Skylar Loving-Black	41	-	-	-	-	33	8	DNP
Branden Alvarez	25	-	25	-	-	-	DNP	DNP
Kejuan Bullard, Jr.	24	DNP	-	24	-	-	DNP	DNP
DJ Harvey	14	-	-	-	8	1	-	5
Kayden Collins	9	-	-	9	-	DNP	-	DNP
Justin Stearns	7	-	DNP	-	-	-	-	7
Tre Jenkins	6	-	-	-	6	-	-	-
Jordan Pollard	5	-	-	-	-	-	5	-
Jay Butterfield	-2	DNP	-5	3	DNP	DNP	DNP	-