



Officials: Greg Nixon, Gerry Pollard, Tony Padilla

UC Irvine - 64

Record: 0-1

NO.	Name	F	Min	FG			3P			FT			Rebounds			Fouls		TP	AS	TO	ST	Blocks		+/-
				M-A	M-A	M-A	OR	DR	TOT	PF	FD	OR	DR	TOT	BS	BA								
11	Devin Tillis	F	26:07	4-9	0-2	4-4	1	4	5	4	2	12	2	1	1	0	0	-3						
15	Bent Leuchten	C	22:38	4-9	0-1	6-9	2	4	6	1	6	14	1	1	1	0	0	-2						
2	Justin Hohn	G	27:11	3-9	2-5	0-2	0	4	4	2	2	8	0	3	0	0	-2							
3	Pierre Crockrell II	G	22:30	2-5	0-0	0-0	0	0	0	3	0	4	5	2	0	0	-1							
4	Andre Henry	G	27:50	3-8	0-1	1-2	1	5	6	0	1	7	1	0	2	0	-8							
21	Langston Redfield		13:01	0-1	0-0	0-0	1	0	1	1	0	0	1	2	0	1	-8							
1	Derin Saran		17:30	3-5	0-1	2-4	0	1	1	1	4	8	0	1	1	0	-9							
13	Hayden Welling		02:56	0-0	0-0	0-0	0	0	0	1	0	0	0	0	1	0	-1							
31	Dean Keeler		12:58	2-5	0-0	3-5	0	2	2	3	4	7	1	1	0	0	-7							
0	Dylan Thoerner		11:58	0-2	0-2	0-0	0	1	1	0	0	0	0	1	0	0	4							
43	Akiva McBirney-Griffin		04:24	1-1	0-0	0-0	0	0	0	1	0	2	0	0	0	0	1							
10	Ofure Ujadughele		10:57	1-1	0-0	0-0	1	3	4	4	0	2	0	3	1	0	-4							
Team							1	0	1			0		0										
Totals				23-55	2-12	16-26	7	24	31	21	19	64	11	15	7	1	3	-8						

Shooting By Period		
1 st FG%	10-25	40.0%
3PT%	1-5	20.0%
FT%	3-8	37.5%
2 nd FG%	13-30	43.3%
3PT%	1-7	14.3%
FT%	13-18	72.2%
GM FG%	23-55	41.8%
3PT%	2-12	16.7%
FT%	16-26	61.5%

Dead Ball Rebounds: 10, 1

Technical Fouls::NONE

San Jose St. - 72

Record: 1-0

NO.	Name	F	Min	FG			3P			FT			Rebounds			Fouls		TP	AS	TO	ST	Blocks		+/-
				M-A	M-A	M-A	OR	DR	TOT	PF	FD	OR	DR	TOT	BS	BA								
5	Tibet Gorener	F	32:33	4-8	3-4	6-6	2	3	5	0	3	17	0	4	0	1	0	1						
15	Trey Anderson	F	33:37	7-9	2-3	3-4	0	4	4	2	6	19	2	0	2	1	0	18						
4	Adrame Diongue	C	14:56	3-4	0-0	0-0	1	3	4	5	0	6	1	1	1	0	0	0						
0	Myron Amey, Jr.	G	28:08	3-8	0-2	6-6	0	5	5	1	5	12	1	2	2	0	0	8						
13	Alvaro Cardenas	G	35:15	4-11	1-4	2-3	1	1	2	3	4	11	7	2	2	0	1	5						
6	Latrell Davis		13:56	0-1	0-0	0-2	1	2	3	1	1	0	1	1	0	0	0	3						
21	William Humer		25:04	2-8	1-7	2-2	0	4	4	4	2	7	1	3	0	0	0	8						
2	Rickey Mitchell Jr.		03:40	0-1	0-1	0-0	0	0	0	2	0	0	0	1	0	0	0	1						
25	Ryen Perry		12:51	0-0	0-0	0-0	0	2	2	1	0	0	0	0	0	1	0	-4						
Team							0	1	1			0		1										
Totals				23-50	7-21	19-23	5	25	30	19	21	72	13	15	7	3	1	8						

Shooting By Period		
1 st FG%	9-23	39.1%
3PT%	2-8	25.0%
FT%	4-6	66.7%
2 nd FG%	14-27	51.9%
3PT%	5-13	38.5%
FT%	15-17	88.2%
GM FG%	23-50	46.0%
3PT%	7-21	33.3%
FT%	19-23	82.6%

Dead Ball Rebounds: 1, 0

Technical Fouls::NONE

	UCI	SJSU
Biggest lead	3 (1 st 19:31)	13 (2 nd 12:12)
Best Scoring Run	7 (2 nd 10:01)	9 (2 nd 12:12)
Lead Changes	5	
Times Tied	4	
Time with Lead	02:10	33:43

Points from	UCI	SJSU
Turnovers	13	13
Paint	38	24
Second Chance	9	2
Fast Breaks	10	10
Bench	19	7

	Period by Period Scoring		
	1st	2nd	TOT
UCI	24	40	64
SJSU	24	48	72



Officials: Greg Nixon, Gerry Pollard, Tony Padilla

Period 1

Quarter Starters:

SJSU	0 Amey, Jr. M	4 Diongue A	5 Gorener T	13 Cardenas A	15 Anderson T
UCI	2 Hohn J	3 Crockrell II P	4 Henry A	11 Tillis D	15 Leuchten B

Game Time	SJSU	Score	Diff	UCI
20:00	4 DIONGUE A jumpball won			15 LEUCHTEN B jumpball lost
19:46	13 CARDENAS A 2pt FG in the paint, layup missed			
19:41				2 HOHN J defensive rebound (1)
19:31		0-3	-3	2 HOHN J 3pt FG , jump shot made (3)
19:31				3 CROCKRELL II P assist (1)
18:57	5 GORENER T 3pt FG , jump shot made (3)	3-3	0	
18:57	15 ANDERSON T assist (1)			
18:35				11 TILLIS D 2pt FG in the paint, turnaround jump shot missed
18:30	15 ANDERSON T defensive rebound (1)			
18:11	13 CARDENAS A foul drawn (1)			3 CROCKRELL II P foul personal (1 - 1)
18:01	13 CARDENAS A 3pt FG , jump shot missed			
17:59				2 HOHN J defensive rebound (2)
17:42				15 LEUCHTEN B 2pt FG outside the paint, jump shot missed
17:39	0 AMEY, JR. M defensive rebound (1)			
17:19	5 GORENER T 2pt FG in the paint, jump shot made (5)	5-3	2	
16:57				15 LEUCHTEN B 2pt FG in the paint, turnaround jump shot missed
16:54	4 DIONGUE A defensive rebound (1)			
16:42	15 ANDERSON T 2pt FG outside the paint, jump shot made (2)	7-3	4	
16:25	15 ANDERSON T foul shooting (1 - 1)			2 HOHN J foul drawn (1)
16:25				2 HOHN J free throw 1 - 2 missed
16:25				offensive dead ball rebound (1)
16:25	15 ANDERSON T substitution out			
16:25	6 DAVIS L substitution in			
16:25				3 CROCKRELL II P substitution out
16:25				21 REDFIELD L substitution in
16:25				2 HOHN J free throw 2 - 2 missed
16:23	0 AMEY, JR. M defensive rebound (2)			
16:09	5 GORENER T turnover travel (1)			
16:09				2 HOHN J substitution out
16:09				1 SARAN D substitution in
15:50				11 TILLIS D 3pt FG from turnover, jump shot missed
15:46				21 REDFIELD L offensive rebound (1)
15:42		7-5	2	11 TILLIS D 2pt FG from turnover second chance in the paint, layup made (2)
15:21	4 DIONGUE A 2pt FG in the paint, alleyoop made (2)	9-5	4	
15:21	13 CARDENAS A assist (1)			
15:00		9-7	2	1 SARAN D 2pt FG in the paint, layup made (2)
15:00				15 LEUCHTEN B assist (1)
14:38	13 CARDENAS A 2pt FG in the paint, layup blocked			
14:38				21 REDFIELD L block (1)
14:35				15 LEUCHTEN B defensive rebound (1)
14:35	jump ball situation			
14:35				Timeout media



Official Basketball Play by Play - First Half
UC Irvine at San Jose St.
 11/07/23 Provident Credit Union Event Center, San Jose, CA
 2023-24 Men's Basketball

Game Time: 7:00 PM
Game Duration: 1:57
Attendance: 1,821

Officials: Greg Nixon, Gerry Pollard, Tony Padilla

Game Time	SJSU	Score	Diff	UCI
14:35	4 DIONGUE A substitution out			
14:35	21 HUMER W substitution in			
14:35				11 TILLIS D substitution out
14:35				15 LEUCHTEN B substitution out
14:35				13 WELLING H substitution in
14:35				31 KEELER D substitution in
14:05				31 KEELER D 2pt FG in the paint, jump shot missed
14:03	6 DAVIS L defensive rebound (1)			
13:35	0 AMEY, JR. M 3pt FG , jump shot missed			
13:33				31 KEELER D defensive rebound (1)
13:21				31 KEELER D 2pt FG in the paint, layup missed
13:19	5 GORENER T defensive rebound (1)			
13:10	21 HUMER W 3pt FG , jump shot missed			
13:08	6 DAVIS L offensive rebound (2)			
13:08	jump ball situation			
13:08	5 GORENER T substitution out			
13:08	15 ANDERSON T substitution in			
13:08				4 HENRY A substitution out
13:08				0 THOERNER D substitution in
13:00	13 CARDENAS A turnover lost ball (1)			13 WELLING H steal (1)
12:53	13 CARDENAS A steal (1)			21 REDFIELD L turnover lost ball (1)
12:49	0 AMEY, JR. M foul drawn (1)			13 WELLING H foul shooting (1 - 2)
12:49	0 AMEY, JR. M free throw fast break 1 - 2 made (1)	10-7	3	
12:49	0 AMEY, JR. M free throw fast break 2 - 2 made (2)	11-7	4	
12:29	21 HUMER W foul shooting (1 - 2)			1 SARAN D foul drawn (1)
12:29				1 SARAN D free throw 1 - 2 missed
12:29				offensive dead ball rebound (2)
12:29		11-8	3	1 SARAN D free throw 2 - 2 made (3)
12:12	0 AMEY, JR. M turnover travel (1)			
12:12	0 AMEY, JR. M substitution out			
12:12	6 DAVIS L substitution out			
12:12	2 MITCHELL JR. R substitution in			
12:12	5 GORENER T substitution in			
12:05		11-10	1	1 SARAN D 2pt FG from turnover in the paint, driving layup made (5)
11:47	21 HUMER W 2pt FG in the paint, layup made (2)	13-10	3	
11:39	13 CARDENAS A foul drawn (2)			31 KEELER D foul offensive (1 - 3)
11:39				31 KEELER D turnover offensive (1)
11:39	Timeout media			
11:39				13 WELLING H substitution out
11:39				11 TILLIS D substitution in
11:39				21 REDFIELD L substitution out
11:39				31 KEELER D substitution out
11:39				3 CROCKRELL II P substitution in
11:39				43 MCBIRNEY-GRIFFIN A substitution in
11:13	5 GORENER T turnover bad pass (2)			11 TILLIS D steal (1)
11:08				11 TILLIS D 2pt FG from turnover in the paint, layup missed
11:06	15 ANDERSON T defensive rebound (2)			
10:46	15 ANDERSON T 2pt FG outside the paint, jump shot missed			



Official Basketball Play by Play - First Half
UC Irvine at San Jose St.
 11/07/23 Provident Credit Union Event Center, San Jose, CA
 2023-24 Men's Basketball

Game Time: 7:00 PM
Game Duration: 1:57
Attendance: 1,821

Officials: Greg Nixon, Gerry Pollard, Tony Padilla

Game Time	SJSU	Score	Diff	UCI
10:42				1 SARAN D defensive rebound (1)
10:25				3 CROCKRELL II P 2pt FG outside the paint, jump shot missed
10:24				offensive dead ball rebound (3)
10:24	15 ANDERSON T foul drawn (1)			11 TILLIS D foul personal (1 - 4)
10:24	21 HUMER W substitution out			
10:24	4 DIONGUE A substitution in			
10:24				43 MCBIRNEY-GRIFFIN A substitution out
10:24				15 LEUCHTEN B substitution in
10:07	5 GORENER T 2pt FG outside the paint, jump shot missed			
10:05				15 LEUCHTEN B defensive rebound (2)
10:00				3 CROCKRELL II P 2pt FG in the paint, jump shot blocked
10:00	5 GORENER T block (1)			
09:57	5 GORENER T defensive rebound (2)			
09:54	2 MITCHELL JR. R turnover lost ball (1)			15 LEUCHTEN B steal (1)
09:44				0 THOERNER D 3pt FG from turnover, jump shot missed
09:42	15 ANDERSON T defensive rebound (3)			
09:28	2 MITCHELL JR. R 3pt FG , jump shot missed			
09:26				0 THOERNER D defensive rebound (1)
09:14	2 MITCHELL JR. R foul personal (1 - 3)			1 SARAN D foul drawn (2)
09:14	2 MITCHELL JR. R substitution out			
09:14	25 PERRY R substitution in			
09:14				1 SARAN D substitution out
09:14				2 HOHN J substitution in
09:06		13-12	1	3 CROCKRELL II P 2pt FG in the paint, layup made (2)
08:42	15 ANDERSON T 3pt FG , jump shot made (5)	16-12	4	
08:42	13 CARDENAS A assist (2)			
08:28	4 DIONGUE A foul shooting (1 - 4)			15 LEUCHTEN B foul drawn (1)
08:28		16-13	3	15 LEUCHTEN B free throw 1 - 2 made (1)
08:28				0 THOERNER D substitution out
08:28				11 TILLIS D substitution out
08:28				4 HENRY A substitution in
08:28				10 UJADUGHELE O substitution in
08:28				15 LEUCHTEN B free throw 2 - 2 missed
08:26	25 PERRY R defensive rebound (1)			
08:11	4 DIONGUE A turnover bad pass (1)			4 HENRY A steal (1)
08:03		16-15	1	10 UJADUGHELE O 2pt FG fast break from turnover in the paint, layup made (2)
07:49	15 ANDERSON T foul drawn (2)			10 UJADUGHELE O foul personal (1 - 5)
07:49	Timeout media			
07:34	13 CARDENAS A 2pt FG in the paint, layup missed			
07:31				2 HOHN J defensive rebound (3)
07:12				2 HOHN J 2pt FG in the paint, layup missed
07:10	5 GORENER T defensive rebound (3)			
07:01				15 LEUCHTEN B substitution out
07:01				31 KEELER D substitution in
06:47	13 CARDENAS A turnover travel (2)			
06:47	4 DIONGUE A substitution out			
06:47	5 GORENER T substitution out			
06:47	13 CARDENAS A substitution out			



Official Basketball Play by Play - First Half
UC Irvine at San Jose St.
 11/07/23 Provident Credit Union Event Center, San Jose, CA
 2023-24 Men's Basketball

Game Time: 7:00 PM
Game Duration: 1:57
Attendance: 1,821

Officials: Greg Nixon, Gerry Pollard, Tony Padilla

Game Time	SJSU	Score	Diff	UCI
06:47	0 AMEY, JR. M substitution in			
06:47	6 DAVIS L substitution in			
06:47	21 HUMER W substitution in			
06:33				3 CROCKRELL II P turnover travel (1)
06:33				3 CROCKRELL II P substitution out
06:33				21 REDFIELD L substitution in
06:18	6 DAVIS L 2pt FG from turnover in the paint, layup missed			
06:16				10 UJADUGHELE O defensive rebound (1)
06:10	0 AMEY, JR. M foul drawn (2)			21 REDFIELD L foul offensive (1 - 6)
06:10				21 REDFIELD L turnover offensive (2)
05:57	6 DAVIS L foul drawn (1)			31 KEELER D foul shooting (2 - 7)
05:57	6 DAVIS L free throw 1 - 2 missed			
05:57	offensive dead ball rebound (1)			
05:57				31 KEELER D substitution out
05:57				43 MCBIRNEY-GRIFFIN A substitution in
05:57	6 DAVIS L free throw 2 - 2 missed			
05:56				10 UJADUGHELE O defensive rebound (2)
05:44				4 HENRY A 2pt FG in the paint, layup blocked
05:44	25 PERRY R block (1)			
05:41	25 PERRY R defensive rebound (2)			
05:33	0 AMEY, JR. M 3pt FG , jump shot missed			
05:31				10 UJADUGHELE O defensive rebound (3)
05:19	0 AMEY, JR. M steal (1)			2 HOHN J turnover lost ball (1)
05:15	0 AMEY, JR. M 2pt FG from turnover in the paint, layup missed			
05:13				4 HENRY A defensive rebound (1)
05:08	21 HUMER W foul drawn (1)			2 HOHN J foul offensive (1 - 8)
05:08				2 HOHN J turnover offensive (2)
04:54	21 HUMER W 3pt FG from turnover, jump shot missed			
04:52				4 HENRY A defensive rebound (2)
04:42		16-17	-1	43 MCBIRNEY-GRIFFIN A 2pt FG in the paint, layup made (2)
04:42				21 REDFIELD L assist (1)
04:24	21 HUMER W turnover bad pass (1)			
04:24	21 HUMER W substitution out			
04:24	4 DIONGUE A substitution in			
04:24				4 HENRY A substitution out
04:24				10 UJADUGHELE O substitution out
04:24				1 SARAN D substitution in
04:24				11 TILLIS D substitution in
04:10				21 REDFIELD L 2pt FG from turnover in the paint, layup blocked
04:10	15 ANDERSON T block (1)			
04:06	4 DIONGUE A defensive rebound (2)			
03:54	0 AMEY, JR. M 2pt FG in the paint, layup made (4)	18-17	1	
03:37				2 HOHN J 3pt FG , jump shot missed
03:35	6 DAVIS L defensive rebound (3)			
03:18	0 AMEY, JR. M foul drawn (3)			43 MCBIRNEY-GRIFFIN A foul shooting (1 - 9)
03:18	Timeout media			
03:18				43 MCBIRNEY-GRIFFIN A substitution out
03:18				15 LEUCHTEN B substitution in
03:18	0 AMEY, JR. M free throw 1 - 2 made (5)	19-17	2	



Official Basketball Play by Play - First Half
UC Irvine at San Jose St.
 11/07/23 Provident Credit Union Event Center, San Jose, CA
 2023-24 Men's Basketball

Game Time: 7:00 PM
Game Duration: 1:57
Attendance: 1,821

Officials: Greg Nixon, Gerry Pollard, Tony Padilla

Game Time	SJSU	Score	Diff	UCI
03:18	0 AMEY, JR. M free throw 2 - 2 made (6)	20-17	3	
02:56	25 PERRY R foul shooting (1 - 5)			1 SARAN D foul drawn (3)
02:56		20-18	2	1 SARAN D free throw 1 - 2 made (6)
02:56				1 SARAN D free throw 2 - 2 missed
02:56	4 DIONGUE A defensive rebound (3)			
02:40	4 DIONGUE A 2pt FG in the paint, alleyoop made (4)	22-18	4	
02:40	6 DAVIS L assist (1)			
02:18	0 AMEY, JR. M foul drawn (4)			15 LEUCHTEN B foul offensive (1 - 10)
02:18				15 LEUCHTEN B turnover offensive (1)
02:18				11 TILLIS D substitution out
02:18				10 UJADUGHELE O substitution in
02:02	6 DAVIS L turnover travel (1)			
02:02	6 DAVIS L substitution out			
02:02	15 ANDERSON T substitution out			
02:02	5 GORENER T substitution in			
02:02	13 CARDENAS A substitution in			
01:42		22-20	2	1 SARAN D 2pt FG from turnover in the paint, jump shot made (8)
01:23	0 AMEY, JR. M turnover bad pass (2)			10 UJADUGHELE O steal (1)
01:18	4 DIONGUE A steal (1)			10 UJADUGHELE O turnover bad pass (1)
01:14	0 AMEY, JR. M 2pt FG fast break from turnover in the paint, layup made (8)	24-20	4	
01:14	4 DIONGUE A assist (1)			
01:13				Timeout 30 Sec
01:13				1 SARAN D substitution out
01:13				10 UJADUGHELE O substitution out
01:13				3 CROCKRELL II P substitution in
01:13				11 TILLIS D substitution in
01:04		24-22	2	15 LEUCHTEN B 2pt FG outside the paint, jump shot made (3)
01:04				3 CROCKRELL II P assist (2)
00:49	13 CARDENAS A 2pt FG in the paint, floating jump shot missed			
00:45				15 LEUCHTEN B defensive rebound (3)
00:34				21 REDFIELD L substitution out
00:34				4 HENRY A substitution in
00:34	4 DIONGUE A substitution out			
00:34	21 HUMER W substitution in			
00:34		24-24	0	4 HENRY A 2pt FG outside the paint, jump shot made (2)
00:34				3 CROCKRELL II P assist (3)
00:15	21 HUMER W turnover travel (2)			
00:15	21 HUMER W substitution out			
00:15	4 DIONGUE A substitution in			
00:15	0 AMEY, JR. M substitution out			
00:15	5 GORENER T substitution out			
00:15	6 DAVIS L substitution in			
00:15	15 ANDERSON T substitution in			
00:03				15 LEUCHTEN B 3pt FG from turnover, jump shot missed
00:03				offensive dead ball rebound (4)
00:03	4 DIONGUE A foul personal (2 - 6)			15 LEUCHTEN B foul drawn (2)
00:03	4 DIONGUE A substitution out			
00:03	21 HUMER W substitution in			



Official Basketball Play by Play - First Half
UC Irvine at San Jose St.
11/07/23 Provident Credit Union Event Center, San Jose, CA
2023-24 Men's Basketball

Game Time: 7:00 PM
Game Duration: 1:57
Attendance: 1,821

Officials: Greg Nixon, Gerry Pollard, Tony Padilla

Game Time	SJSU	Score	Diff	UCI
END OF PERIOD				
SJSU 24-24 UCI				



UC Irvine at San Jose St.

11/07/23 Provident Credit Union Event Center, San Jose, CA
2023-24 Men's Basketball

Game Time: 7:00 PM
Game Duration: 1:57
Attendance: 1,821

Officials: Greg Nixon, Gerry Pollard, Tony Padilla

UC Irvine - 24

NO.	Name	F/C	Min	FG			Rebounds			Fouls		TP	AS	TO	ST	Blocks		+/-
				M-A	M-A	M-A	OR	DR	TOT	PF	FD					BS	BA	
11	Devin Tillis	F	11:55	1-4	0-1	0-0	0	0	0	1	0	2	0	0	1	0	0	-3
15	Bent Leuchten	C	12:06	1-4	0-1	1-2	0	3	3	1	2	3	1	1	1	0	0	1
2	Justin Hohn	G	13:05	1-3	1-2	0-2	0	3	3	1	1	3	0	2	0	0	0	-1
3	Pierre Crockrell II	G	09:54	1-3	0-0	0-0	0	0	0	1	0	2	3	1	0	0	1	2
4	Andre Henry	G	11:31	1-2	0-0	0-0	0	2	2	0	0	2	0	0	1	0	1	4
21	Langston Redfield		10:44	0-1	0-0	0-0	1	0	1	1	0	0	1	2	0	1	1	0
1	Derin Saran		10:06	3-3	0-0	2-4	0	1	1	0	3	8	0	0	0	0	0	-4
13	Hayden Welling		02:56	0-0	0-0	0-0	0	0	0	1	0	0	0	0	1	0	0	-1
31	Dean Keeler		04:00	0-2	0-0	0-0	0	1	1	2	0	0	0	1	0	0	0	-1
0	Dylan Thoerner		04:40	0-1	0-1	0-0	0	1	1	0	0	0	0	0	0	0	0	-1
43	Akiva McBirney-Griffin		03:54	1-1	0-0	0-0	0	0	0	1	0	2	0	0	0	0	0	0
10	Ofure Ujadughele		05:09	1-1	0-0	0-0	0	3	3	1	0	2	0	1	1	0	0	4
Team							0	0	0			0		0				
Totals				10-25	1-5	3-8	1	14	15	10	6	24	5	8	5	1	3	0

Shooting By Period		
1st FG%	10-25	40.0%
3PT%	1-5	20.0%
FT%	3-8	37.5%
GM FG%	10-25	40.0%
3PT%	1-5	20.0%
FT%	3-8	37.5%

Dead Ball Rebounds: 4, 0

Technical Fouls::NONE

San Jose St. - 24

NO.	Name	F/C	Min	FG			Rebounds			Fouls		TP	AS	TO	ST	Blocks		+/-
				M-A	M-A	M-A	OR	DR	TOT	PF	FD					BS	BA	
5	Tibet Gorener	F	14:04	2-3	1-1	0-0	0	3	3	0	0	5	0	2	0	1	0	-4
15	Trey Anderson	F	14:56	2-3	1-1	0-0	0	3	3	1	2	5	1	0	0	1	0	6
4	Adrame Diongue	C	13:03	2-2	0-0	0-0	0	3	3	2	0	4	1	1	1	0	0	3
0	Myron Amey, Jr.	G	14:20	2-5	0-2	4-4	0	2	2	0	4	8	0	2	1	0	0	2
13	Alvaro Cardenas	G	15:15	0-5	0-1	0-0	0	0	0	0	2	0	2	2	1	0	1	-3
6	Latrell Davis		09:13	0-1	0-0	0-2	1	2	3	0	1	0	1	1	0	0	0	2
21	William Humer		06:57	1-3	0-2	0-0	0	0	0	1	1	2	0	2	0	0	0	-3
2	Rickey Mitchell Jr.		02:58	0-1	0-1	0-0	0	0	0	1	0	0	0	1	0	0	0	0
25	Ryen Perry		09:14	0-0	0-0	0-0	0	2	2	1	0	0	0	0	0	1	0	-3
Team							0	0	0			0		0				
Totals				9-23	2-8	4-6	1	15	16	6	10	24	5	11	3	3	1	0

Shooting By Period		
1st FG%	9-23	39.1%
3PT%	2-8	25.0%
FT%	4-6	66.7%
GM FG%	9-23	39.1%
3PT%	2-8	25.0%
FT%	4-6	66.7%

Dead Ball Rebounds: 1, 0

Technical Fouls::NONE

	UCI	SJSU
Biggest lead	3 (1st 19:31)	4 (1st 16:42)
Best Scoring Run	5(1st 4:42)	7(1st 16:42)
Lead Changes	3	
Times Tied	2	
Time with Lead	01:22	15:57

Points from	UCI	SJSU
Turnovers	8	4
Paint	14	12
Second Chance	2	0
Fast Breaks	2	4
Bench	12	2

	Period by Period Scoring		
	1st	2nd	TOT
UCI	24	40	64
SJSU	24	48	72



Officials: Greg Nixon, Gerry Pollard, Tony Padilla

Period 2

Quarter Starters:

SJSU	0 Amey, Jr. M	4 Diongue A	5 Gorener T	13 Cardenas A	15 Anderson T
UCI	2 Hohn J	3 Crockrell II P	4 Henry A	11 Tillis D	15 Leuchten B

Game Time	SJSU	Score	Diff	UCI
20:00	6 DAVIS L substitution out			
20:00	21 HUMER W substitution out			
20:00	25 PERRY R substitution out			
20:00	0 AMEY, JR. M substitution in			
20:00	4 DIONGUE A substitution in			
20:00	5 GORENER T substitution in			
19:50	4 DIONGUE A foul shooting (3 - 1)			15 LEUCHTEN B foul drawn (3)
19:50				15 LEUCHTEN B free throw 1 - 2 missed
19:50				offensive dead ball rebound (5)
19:50	4 DIONGUE A substitution out			
19:50	21 HUMER W substitution in			
19:50				15 LEUCHTEN B free throw 2 - 2 missed
19:49				11 TILLIS D offensive rebound (1)
19:47				11 TILLIS D 2pt FG second chance in the paint, layup missed
19:45	21 HUMER W defensive rebound (1)			
19:25	15 ANDERSON T 2pt FG outside the paint, jump shot made (7)	26-24	2	
19:25	13 CARDENAS A assist (3)			
19:06		26-26	0	2 HOHN J 2pt FG in the paint, layup made (5)
18:48	21 HUMER W 3pt FG , jump shot missed			
18:46				4 HENRY A defensive rebound (3)
18:26		26-28	-2	11 TILLIS D 2pt FG in the paint, layup made (4)
18:26				3 CROCKRELL II P assist (4)
18:00	13 CARDENAS A 2pt FG outside the paint, jump shot made (2)	28-28	0	
17:49	13 CARDENAS A foul shooting (1 - 2)			4 HENRY A foul drawn (1)
17:49				4 HENRY A free throw 1 - 2 missed
17:49				offensive dead ball rebound (6)
17:49		28-29	-1	4 HENRY A free throw 2 - 2 made (3)
17:27	15 ANDERSON T 2pt FG outside the paint, jump shot made (9)	30-29	1	
17:27	0 AMEY, JR. M assist (1)			
17:27	15 ANDERSON T foul drawn (3)			11 TILLIS D foul shooting (2 - 1)
17:27	15 ANDERSON T free throw 1 - 1 made (10)	31-29	2	
17:09	15 ANDERSON T foul drawn (4)			3 CROCKRELL II P foul offensive (2 - 2)
17:09				3 CROCKRELL II P turnover offensive (2)
16:52	5 GORENER T foul drawn (1)			2 HOHN J foul shooting (2 - 3)
16:52	5 GORENER T free throw 1 - 2 made (6)	32-29	3	
16:52				15 LEUCHTEN B substitution out
16:52				31 KEELER D substitution in
16:52	5 GORENER T free throw 2 - 2 made (7)	33-29	4	
16:31				11 TILLIS D turnover bad pass (1)
16:16	5 GORENER T 3pt FG from turnover, jump shot made (10)	36-29	7	
16:16	15 ANDERSON T assist (2)			
15:54				3 CROCKRELL II P 2pt FG in the paint, jump shot missed
15:54				offensive dead ball rebound (7)



Official Basketball Play by Play - Second Half
UC Irvine at San Jose St.
 11/07/23 Provident Credit Union Event Center, San Jose, CA
 2023-24 Men's Basketball

Game Time: 7:00 PM
Game Duration: 1:57
Attendance: 1,821

Officials: Greg Nixon, Gerry Pollard, Tony Padilla

Game Time	SJSU	Score	Diff	UCI
15:54	13 CARDENAS A foul personal (2 - 3)			31 KEELER D foul drawn (1)
15:54	Timeout media			
15:54				3 CROCKRELL II P substitution out
15:54				11 TILLIS D substitution out
15:54				1 SARAN D substitution in
15:54				10 UJADUGHELE O substitution in
15:48				31 KEELER D 2pt FG second chance in the paint, layup missed
15:47	21 HUMER W defensive rebound (2)			
15:31	21 HUMER W foul offensive (2 - 4)			1 SARAN D foul drawn (4)
15:31	21 HUMER W turnover offensive (3)			
15:31	21 HUMER W substitution out			
15:31	4 DIONGUE A substitution in			
15:17		36-32	4	2 HOHN J 3pt FG from turnover, jump shot made (8)
15:04	4 DIONGUE A 2pt FG in the paint, alleyoop made (6)	38-32	6	
15:04	13 CARDENAS A assist (4)			
14:44	15 ANDERSON T foul personal (2 - 5)			2 HOHN J foul drawn (2)
14:44	0 AMEY, JR. M substitution out			
14:44	6 DAVIS L substitution in			
14:41		38-34	4	4 HENRY A 2pt FG in the paint, dunk, made (5)
14:41				31 KEELER D assist (1)
14:32	13 CARDENAS A 3pt FG , jump shot made (5)	41-34	7	
14:12		41-36	5	31 KEELER D 2pt FG in the paint, layup made (2)
14:12	4 DIONGUE A foul shooting (4 - 6)			31 KEELER D foul drawn (2)
14:12	4 DIONGUE A substitution out			
14:12	21 HUMER W substitution in			
14:12				2 HOHN J substitution out
14:12				21 REDFIELD L substitution in
14:12		41-37	4	31 KEELER D free throw 1 - 1 made (3)
13:54	15 ANDERSON T 2pt FG in the paint, layup made (12)	43-37	6	
13:54	21 HUMER W assist (1)			
13:54	15 ANDERSON T foul drawn (5)			31 KEELER D foul shooting (3 - 4)
13:54	15 ANDERSON T free throw 1 - 1 missed			
13:53				31 KEELER D defensive rebound (2)
13:46				4 HENRY A 2pt FG in the paint, jump shot missed
13:44	21 HUMER W defensive rebound (3)			
13:35	5 GORENER T foul drawn (2)			1 SARAN D foul shooting (1 - 5)
13:35	5 GORENER T free throw 1 - 2 made (11)	44-37	7	
13:35				31 KEELER D substitution out
13:35				15 LEUCHTEN B substitution in
13:35	5 GORENER T free throw 2 - 2 made (12)	45-37	8	
13:18				1 SARAN D 3pt FG , jump shot missed
13:17				10 UJADUGHELE O offensive rebound (4)
13:16				10 UJADUGHELE O turnover out of bounds (2)
12:56	5 GORENER T turnover lost ball (3)			4 HENRY A steal (2)
12:52				4 HENRY A 2pt FG from turnover in the paint, layup missed
12:51				offensive rebound (20)
12:51	5 GORENER T substitution out			
12:51	0 AMEY, JR. M substitution in			



Official Basketball Play by Play - Second Half
UC Irvine at San Jose St.
 11/07/23 Provident Credit Union Event Center, San Jose, CA
 2023-24 Men's Basketball

Game Time: 7:00 PM
Game Duration: 1:57
Attendance: 1,821

Officials: Greg Nixon, Gerry Pollard, Tony Padilla

Game Time	SJSU	Score	Diff	UCI
12:40				15 LEUCHTEN B 2pt FG from turnover second chance in the paint, hook shot missed
12:37	0 AMEY, JR. M defensive rebound (3)			
12:31	15 ANDERSON T 3pt FG , jump shot made (15)	48-37	11	
12:31	13 CARDENAS A assist (5)			
12:29				Timeout 30 Sec
12:29	Timeout media			
12:29				4 HENRY A substitution out
12:29				10 UJADUGHELE O substitution out
12:29				0 THOERNER D substitution in
12:29				11 TILLIS D substitution in
12:17	0 AMEY, JR. M steal (2)			0 THOERNER D turnover lost ball (1)
12:12	0 AMEY, JR. M 2pt FG fast break from turnover in the paint, layup made (10)	50-37	13	
11:58				1 SARAN D 2pt FG in the paint, layup missed
11:57	defensive rebound (21)			
11:55	Timeout media			
11:55				1 SARAN D substitution out
11:55				2 HOHN J substitution in
11:55				3 CROCKRELL II P substitution in
11:55				21 REDFIELD L substitution out
11:39	21 HUMER W 3pt FG , jump shot missed			
11:37				11 TILLIS D defensive rebound (2)
11:20		50-39	11	15 LEUCHTEN B 2pt FG in the paint, layup made (5)
11:20				3 CROCKRELL II P assist (5)
11:20	6 DAVIS L foul shooting (1 - 7)			15 LEUCHTEN B foul drawn (4)
11:20	15 ANDERSON T substitution out			
11:20	21 HUMER W substitution out			
11:20	4 DIONGUE A substitution in			
11:20	5 GORENER T substitution in			
11:20		50-40	10	15 LEUCHTEN B free throw 1 - 1 made (6)
11:17	jump ball situation			
11:08	0 AMEY, JR. M 2pt FG in the paint, layup missed			
11:03	4 DIONGUE A offensive rebound (4)			
11:03	4 DIONGUE A 2pt FG second chance in the paint, dunk, missed			
11:02				2 HOHN J defensive rebound (4)
10:57				0 THOERNER D 3pt FG , jump shot missed
10:56				offensive dead ball rebound (8)
10:56	4 DIONGUE A foul personal (5 - 8)			15 LEUCHTEN B foul drawn (5)
10:56	4 DIONGUE A substitution out			
10:56	21 HUMER W substitution in			
10:56		50-41	9	15 LEUCHTEN B 1&1 free throw 1 made (7)
10:56		50-42	8	15 LEUCHTEN B 1&1 free throw 2 made (8)
10:28	13 CARDENAS A 3pt FG , jump shot missed			
10:25				11 TILLIS D defensive rebound (3)
10:05				2 HOHN J 3pt FG , jump shot missed
10:02				15 LEUCHTEN B offensive rebound (4)
10:01	13 CARDENAS A foul shooting (3 - 9)			15 LEUCHTEN B foul drawn (6)
10:01		50-43	7	15 LEUCHTEN B free throw 1 - 2 made (9)
10:01	6 DAVIS L substitution out			



Official Basketball Play by Play - Second Half
UC Irvine at San Jose St.
 11/07/23 Provident Credit Union Event Center, San Jose, CA
 2023-24 Men's Basketball

Game Time: 7:00 PM
Game Duration: 1:57
Attendance: 1,821

Officials: Greg Nixon, Gerry Pollard, Tony Padilla

Game Time	SJSU	Score	Diff	UCI
10:01	15 ANDERSON T substitution in			
10:01		50-44	6	15 LEUCHTEN B free throw 2 - 2 made (10)
10:01				15 LEUCHTEN B substitution out
10:01				31 KEELER D substitution in
09:30	turnover shot clock (14)			
09:30	0 AMEY, JR. M substitution out			
09:30	2 MITCHELL JR. R substitution in			
09:11	15 ANDERSON T steal (1)			2 HOHN J turnover bad pass (3)
09:06	15 ANDERSON T 2pt FG fast break from turnover in the paint, layup made (17)	52-44	8	
08:48	2 MITCHELL JR. R foul personal (2 - 10)			11 TILLIS D foul drawn (1)
08:48		52-45	7	11 TILLIS D free throw 1 - 2 made (5)
08:48	2 MITCHELL JR. R substitution out			
08:48	25 PERRY R substitution in			
08:48				2 HOHN J substitution out
08:48				4 HENRY A substitution in
08:48		52-46	6	11 TILLIS D free throw 2 - 2 made (6)
08:48				11 TILLIS D substitution out
08:48				10 UJADUGHELE O substitution in
08:37	21 HUMER W 3pt FG , jump shot missed			
08:36	5 GORENER T offensive rebound (4)			
08:36	5 GORENER T foul drawn (3)			10 UJADUGHELE O foul shooting (2 - 6)
08:36	5 GORENER T free throw 1 - 2 made (13)	53-46	7	
08:36				3 CROCKRELL II P substitution out
08:36				1 SARAN D substitution in
08:36	5 GORENER T free throw 2 - 2 made (14)	54-46	8	
08:25	13 CARDENAS A steal (2)			1 SARAN D turnover lost ball (1)
08:19	5 GORENER T 2pt FG from turnover in the paint, layup missed			
08:17				4 HENRY A defensive rebound (4)
08:07	15 ANDERSON T steal (2)			10 UJADUGHELE O turnover lost ball (3)
07:46	13 CARDENAS A foul drawn (3)			10 UJADUGHELE O foul personal (3 - 7)
07:46				Timeout media
07:46				10 UJADUGHELE O substitution out
07:46				11 TILLIS D substitution in
07:46	13 CARDENAS A 1&1 free throw 1 missed			
07:45				defensive dead ball rebound (9)
07:45	21 HUMER W foul loose ball (3 - 11)			31 KEELER D foul drawn (3)
07:45				31 KEELER D free throw 1 - 2 missed
07:45				offensive dead ball rebound (10)
07:45		54-47	7	31 KEELER D free throw 2 - 2 made (4)
07:17	5 GORENER T 2pt FG in the paint, layup missed			
07:13	13 CARDENAS A offensive rebound (1)			
07:13	15 ANDERSON T 3pt FG second chance, jump shot missed			
07:10	5 GORENER T offensive rebound (5)			
07:09	5 GORENER T turnover lost ball (4)			1 SARAN D steal (1)
06:50		54-49	5	11 TILLIS D 2pt FG from turnover in the paint, layup made (8)
06:31	13 CARDENAS A 3pt FG , jump shot missed			
06:29				11 TILLIS D defensive rebound (4)
06:23		54-51	3	11 TILLIS D 2pt FG fast break in the paint, layup made (10)



Official Basketball Play by Play - Second Half
UC Irvine at San Jose St.
 11/07/23 Provident Credit Union Event Center, San Jose, CA
 2023-24 Men's Basketball

Game Time: 7:00 PM
Game Duration: 1:57
Attendance: 1,821

Officials: Greg Nixon, Gerry Pollard, Tony Padilla

Game Time	SJSU	Score	Diff	UCI
06:06	21 HUMER W 3pt FG , jump shot made (5)	57-51	6	
06:06	13 CARDENAS A assist (6)			
05:47		57-53	4	31 KEELER D 2pt FG in the paint, layup made (6)
05:47				11 TILLIS D assist (1)
05:25	13 CARDENAS A 2pt FG in the paint, jump shot made (7)	59-53	6	
05:11				11 TILLIS D 3pt FG , jump shot missed
05:11				offensive dead ball rebound (11)
05:11	21 HUMER W foul personal (4 - 12)			31 KEELER D foul drawn (4)
05:11	25 PERRY R substitution out			
05:11	0 AMEY, JR. M substitution in			
05:11				0 THOERNER D substitution out
05:11				1 SARAN D substitution out
05:11				11 TILLIS D substitution out
05:11				2 HOHN J substitution in
05:11				3 CROCKRELL II P substitution in
05:11				10 UJADUGHELE O substitution in
05:11		59-54	5	31 KEELER D free throw 1 - 2 made (7)
05:11				31 KEELER D free throw 2 - 2 missed
05:11	21 HUMER W defensive rebound (4)			
04:55	5 GORENER T 3pt FG , jump shot made (17)	62-54	8	
04:55	13 CARDENAS A assist (7)			
04:35				2 HOHN J 2pt FG in the paint, jump shot missed
04:33	13 CARDENAS A defensive rebound (2)			
04:20	15 ANDERSON T foul drawn (6)			10 UJADUGHELE O foul personal (4 - 8)
04:20				31 KEELER D substitution out
04:20				15 LEUCHTEN B substitution in
04:20				10 UJADUGHELE O substitution out
04:20				11 TILLIS D substitution in
04:20	15 ANDERSON T 1&1 free throw 1 made (18)	63-54	9	
04:20	15 ANDERSON T 1&1 free throw 2 made (19)	64-54	10	
04:05				15 LEUCHTEN B 2pt FG in the paint, layup missed
04:03				15 LEUCHTEN B offensive rebound (5)
04:02		64-56	8	15 LEUCHTEN B 2pt FG second chance in the paint, layup made (12)
03:41	21 HUMER W 3pt FG , jump shot missed			
03:39				4 HENRY A defensive rebound (5)
03:36		64-58	6	15 LEUCHTEN B 2pt FG fast break in the paint, dunk, made (14)
03:36				4 HENRY A assist (1)
03:13	0 AMEY, JR. M 2pt FG in the paint, layup missed			
03:11				11 TILLIS D defensive rebound (5)
03:07				4 HENRY A 3pt FG , jump shot missed
03:03	0 AMEY, JR. M defensive rebound (4)			
03:01	0 AMEY, JR. M foul drawn (5)			11 TILLIS D foul personal (3 - 9)
03:01	Timeout media			
03:01	0 AMEY, JR. M 1&1 free throw 1 made (11)	65-58	7	
03:01	0 AMEY, JR. M 1&1 free throw 2 made (12)	66-58	8	
02:46				2 HOHN J 3pt FG , jump shot missed
02:41				4 HENRY A offensive rebound (6)
02:40				4 HENRY A 2pt FG second chance in the paint, layup missed



Official Basketball Play by Play - Second Half
UC Irvine at San Jose St.
 11/07/23 Provident Credit Union Event Center, San Jose, CA
 2023-24 Men's Basketball

Game Time: 7:00 PM
Game Duration: 1:57
Attendance: 1,821

Officials: Greg Nixon, Gerry Pollard, Tony Padilla

Game Time	SJSU	Score	Diff	UCI
02:39	0 AMEY, JR. M defensive rebound (5)			
02:08	13 CARDENAS A 2pt FG in the paint, layup made (9)	68-58	10	
01:52	0 AMEY, JR. M foul personal (1 - 13)			11 TILLIS D foul drawn (2)
01:52		68-59	9	11 TILLIS D free throw 1 - 2 made (11)
01:52				15 LEUCHTEN B substitution out
01:52				43 MCBIRNEY-GRIFFIN A substitution in
01:52		68-60	8	11 TILLIS D free throw 2 - 2 made (12)
01:52				11 TILLIS D substitution out
01:52				10 UJADUGHELE O substitution in
01:22	13 CARDENAS A foul drawn (4)			3 CROCKRELL II P foul shooting (3 - 10)
01:22				10 UJADUGHELE O substitution out
01:22				43 MCBIRNEY-GRIFFIN A substitution out
01:22				11 TILLIS D substitution in
01:22				15 LEUCHTEN B substitution in
01:22	13 CARDENAS A free throw 1 - 2 made (10)	69-60	9	
01:22	13 CARDENAS A free throw 2 - 2 made (11)	70-60	10	
01:08				2 HOHN J 2pt FG in the paint, layup missed
01:06	15 ANDERSON T defensive rebound (4)			
00:54	21 HUMER W foul drawn (2)			11 TILLIS D foul personal (4 - 11)
00:54	21 HUMER W free throw 1 - 2 made (6)	71-60	11	
00:54	21 HUMER W free throw 2 - 2 made (7)	72-60	12	
00:46		72-62	10	3 CROCKRELL II P 2pt FG in the paint, jump shot made (4)
00:46				11 TILLIS D assist (2)
00:28	5 GORENER T 3pt FG , jump shot missed			
00:25				15 LEUCHTEN B defensive rebound (6)
00:21		72-64	8	4 HENRY A 2pt FG fast break in the paint, layup made (7)
END OF GAME				
SJSU 72-64 UCI				



UC Irvine at San Jose St.

11/07/23 Provident Credit Union Event Center, San Jose, CA
2023-24 Men's Basketball

Game Time: 7:00 PM
Game Duration: 1:57
Attendance: 1,821

Officials: Greg Nixon, Gerry Pollard, Tony Padilla

UC Irvine - 40

NO.	Name	F	Min	FG	3P	FT	Rebounds			Fouls		TP	AS	TO	ST	Blocks		+/-
				M-A	M-A	M-A	OR	DR	TOT	PF	FD					BS	BA	
11	Devin Tillis	F	14:12	3-5	0-1	4-4	1	4	5	3	2	10	2	1	0	0	0	0
15	Bent Leuchten	C	10:32	3-5	0-0	5-7	2	1	3	0	4	11	0	0	0	0	0	-3
2	Justin Hohn	G	14:06	2-6	1-3	0-0	0	1	1	1	1	5	0	1	0	0	0	-1
3	Pierre Crockrell II	G	12:36	1-2	0-0	0-0	0	0	0	2	0	2	2	1	0	0	0	-3
4	Andre Henry	G	16:19	2-6	0-1	1-2	1	3	4	0	1	5	1	0	1	0	0	-12
31	Dean Keeler		08:58	2-3	0-0	3-5	0	1	1	1	4	7	1	0	0	0	0	-6
1	Derin Saran		07:24	0-2	0-1	0-0	0	0	0	1	1	0	0	1	1	0	0	-5
10	Ofure Ujadughele		05:48	0-0	0-0	0-0	1	0	1	3	0	0	0	2	0	0	0	-8
21	Langston Redfield		02:17	0-0	0-0	0-0	0	0	0	0	0	0	0	0	0	0	0	-8
0	Dylan Thoerner		07:18	0-1	0-1	0-0	0	0	0	0	0	0	0	1	0	0	0	5
43	Akiva McBirney-Griffin		00:30	0-0	0-0	0-0	0	0	0	0	0	0	0	0	0	0	0	1
Team							1	0	1			0		0				
Totals				13-30	1-7	13-18	6	10	16	11	13	40	6	7	2	0	0	-8

Shooting By Period		
2nd FG%	13-30	43.3%
3PT%	1-7	14.3%
FT%	13-18	72.2%
GM FG%	13-30	43.3%
3PT%	1-7	14.3%
FT%	13-18	72.2%

Dead Ball Rebounds: 6, 1

Technical Fouls::NONE

San Jose St. - 48

NO.	Name	F	Min	FG	3P	FT	Rebounds			Fouls		TP	AS	TO	ST	Blocks		+/-
				M-A	M-A	M-A	OR	DR	TOT	PF	FD					BS	BA	
5	Tibet Gorener	F	18:29	2-5	2-3	6-6	2	0	2	0	3	12	0	2	0	0	0	5
15	Trey Anderson	F	18:41	5-6	1-2	3-4	0	1	1	1	4	14	1	0	2	0	0	12
4	Adrame Diongue	C	01:53	1-2	0-0	0-0	1	0	1	3	0	2	0	0	0	0	0	-3
0	Myron Amey, Jr.	G	13:48	1-3	0-0	2-2	0	3	3	1	1	4	1	0	1	0	0	6
13	Alvaro Cardenas	G	20:00	4-6	1-3	2-3	1	1	2	3	2	11	5	0	1	0	0	8
21	William Humer		18:07	1-5	1-5	2-2	0	4	4	3	1	5	1	1	0	0	0	11
6	Latrell Davis		04:43	0-0	0-0	0-0	0	0	0	1	0	0	0	0	0	0	0	1
2	Rickey Mitchell Jr.		00:42	0-0	0-0	0-0	0	0	0	1	0	0	0	0	0	0	0	1
25	Ryen Perry		03:37	0-0	0-0	0-0	0	0	0	0	0	0	0	0	0	0	0	-1
Team							0	1	1			0		1				
Totals				14-27	5-13	15-17	4	10	14	13	11	48	8	4	4	0	0	8

Shooting By Period		
2nd FG%	14-27	51.9%
3PT%	5-13	38.5%
FT%	15-17	88.2%
GM FG%	14-27	51.9%
3PT%	5-13	38.5%
FT%	15-17	88.2%

Dead Ball Rebounds: 0, 0

Technical Fouls::NONE

	UCI	SJSU
Biggest lead	2 (2 nd 18:26)	13 (2 nd 12:12)
Best Scoring Run	7 (2 nd 10:01)	9 (2 nd 12:12)
Lead Changes	3	
Times Tied	2	
Time with Lead	00:48	17:46

Points from	UCI	SJSU
Turnovers	5	9
Paint	24	12
Second Chance	7	2
Fast Breaks	8	6
Bench	7	5

	Period by Period Scoring		
	1st	2nd	TOT
UCI	24	40	64
SJSU	24	48	72



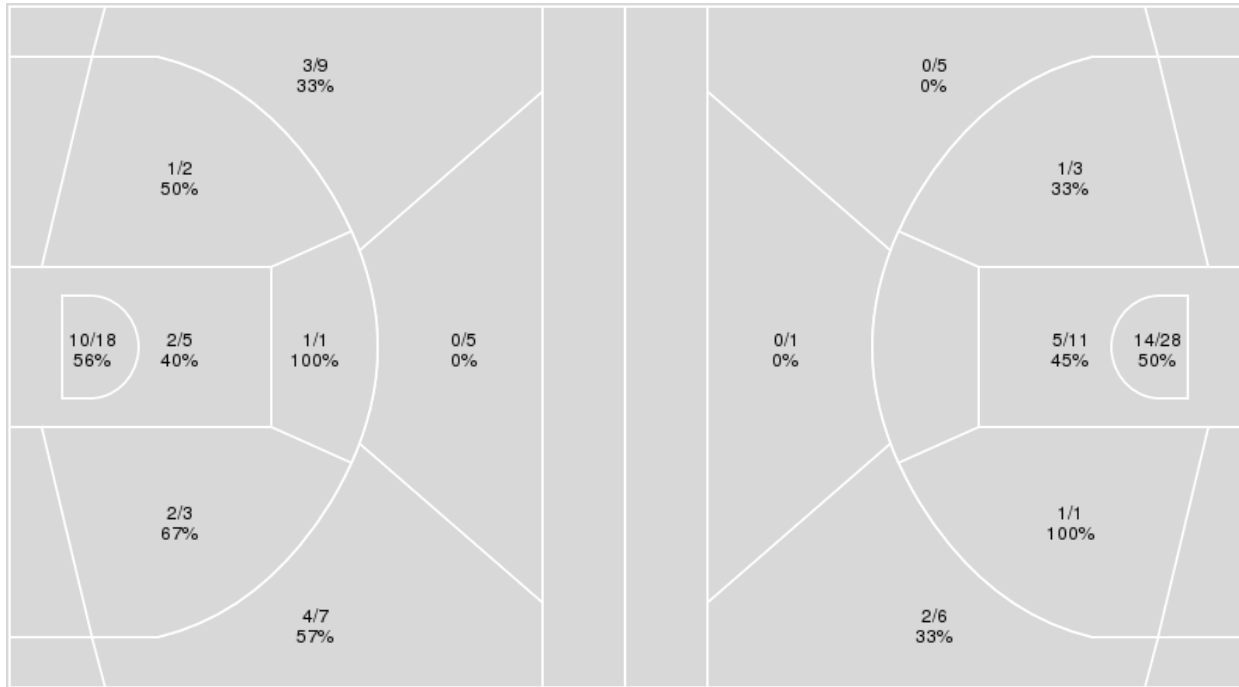
Officials: Greg Nixon, Gerry Pollard, Tony Padilla

{ Players => 0, 1, 2, 4, 5, 6, 7, 8, 13, 15, 20, 21, 22, 23, 24, 25; } FG
 Types => All; Results => All;

{ Players => 0, 1, 2, 3, 4, 5, 10, 11, 13, 15, 21, 22, 24, 31, 33, 43; } FG
 Types => All; Results => All;

San Jose St.

UC Irvine



San Jose St.	M/A	%
Field Goals	23/50	46
2 Points	16/29	55
3 Points	7/21	33
Free Throws	19/23	83

UC Irvine	M/A	%
Field Goals	23/55	42
2 Points	21/43	49
3 Points	2/12	17
Free Throws	16/26	62



UC Irvine at San Jose St.

11/07/23 Provident Credit Union Event Center, San Jose, CA
2023-24 Men's Basketball

Game Time: 7:00 PM
Game Duration: 1:57
Attendance: 1,821

Officials: Greg Nixon, Gerry Pollard, Tony Padilla

UC Irvine

No	Name	Mins		Score		Points Diff		Points per Min		Assists		Rebounds		Steals		Turnovers	
		On	Off	On	Off	On	Off	On	Off	On	Off	On	Off	On	Off	On	Off
0	Dylan Thoerner	11:58	28:02	22 - 18	42 - 54	4	-12	1.84	1.50	2	9	9	22	4	3	6	9
1	Derin Saran	17:30	22:30	25 - 34	39 - 38	-9	1	1.43	1.73	3	8	11	20	6	1	8	7
2	Justin Hohn	27:11	12:49	48 - 50	16 - 22	-2	-6	1.77	1.25	9	2	20	11	2	5	9	6
3	Pierre Crockrell II	22:30	17:30	37 - 38	27 - 34	-1	-7	1.64	1.54	7	4	18	13	3	4	4	11
4	Andre Henry	27:50	12:10	45 - 53	19 - 19	-8	0	1.62	1.56	9	2	23	8	3	4	9	6
10	Ofure Ujadughele	10:57	29:03	15 - 19	49 - 53	-4	-4	1.37	1.69	2	9	10	21	3	4	8	7
11	Devin Tillis	26:07	13:53	46 - 49	18 - 23	-3	-5	1.76	1.30	9	2	20	11	3	4	5	10
13	Hayden Welling	02:56	37:04	3 - 4	61 - 68	-1	-7	1.02	1.65	0	11	1	30	1	6	2	13
15	Bent Leuchten	22:38	17:22	40 - 42	24 - 30	-2	-6	1.77	1.38	8	3	21	10	4	3	5	10
21	Langston Redfield	13:01	26:59	15 - 23	49 - 49	-8	0	1.15	1.82	3	8	12	19	3	4	9	6
31	Dean Keeler	12:58	27:02	21 - 28	43 - 44	-7	-1	1.62	1.59	2	9	5	26	2	5	8	7
43	Akiva McBirney-Griffin	04:24	35:36	3 - 2	61 - 70	1	-9	0.68	1.71	1	10	5	26	1	6	2	13

San Jose St.

No	Name	Mins		Score		Points Diff		Points per Min		Assists		Rebounds		Steals		Turnovers	
		On	Off	On	Off	On	Off	On	Off	On	Off	On	Off	On	Off	On	Off
0	Myron Amey, Jr.	28:08	11:52	51 - 43	21 - 21	8	0	1.81	1.77	10	3	21	9	4	3	9	6
2	Rickey Mitchell Jr.	03:40	36:20	4 - 3	68 - 61	1	7	1.09	1.87	0	13	3	27	1	6	2	13
4	Adrame Diongue	14:56	25:04	25 - 25	47 - 39	0	8	1.67	1.88	6	7	12	18	1	6	6	9
5	Tibet Gorener	32:33	07:27	59 - 58	13 - 6	1	7	1.81	1.74	11	2	24	6	4	3	11	4
6	Latrell Davis	13:56	26:04	22 - 19	50 - 45	3	5	1.58	1.92	4	9	12	18	3	4	6	9
13	Alvaro Cardenas	35:15	04:45	66 - 61	6 - 3	5	3	1.87	1.26	12	1	26	4	6	1	13	2
15	Trey Anderson	33:37	06:23	68 - 50	4 - 14	18	-10	2.02	0.63	11	2	25	5	6	1	12	3
21	William Humer	25:04	14:56	47 - 39	25 - 25	8	0	1.88	1.67	7	6	18	12	6	1	9	6
25	Ryen Perry	12:51	27:09	18 - 22	54 - 42	-4	12	1.40	1.99	4	9	9	21	4	3	7	8

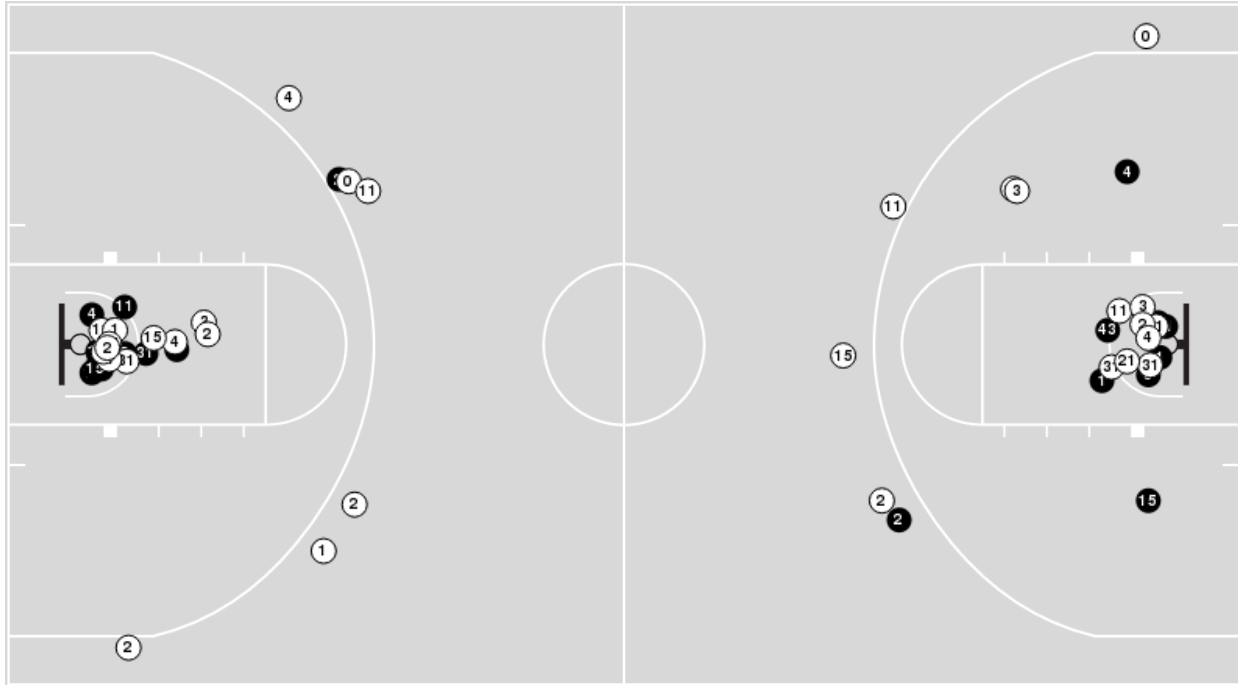


Officials: Greg Nixon, Gerry Pollard, Tony Padilla

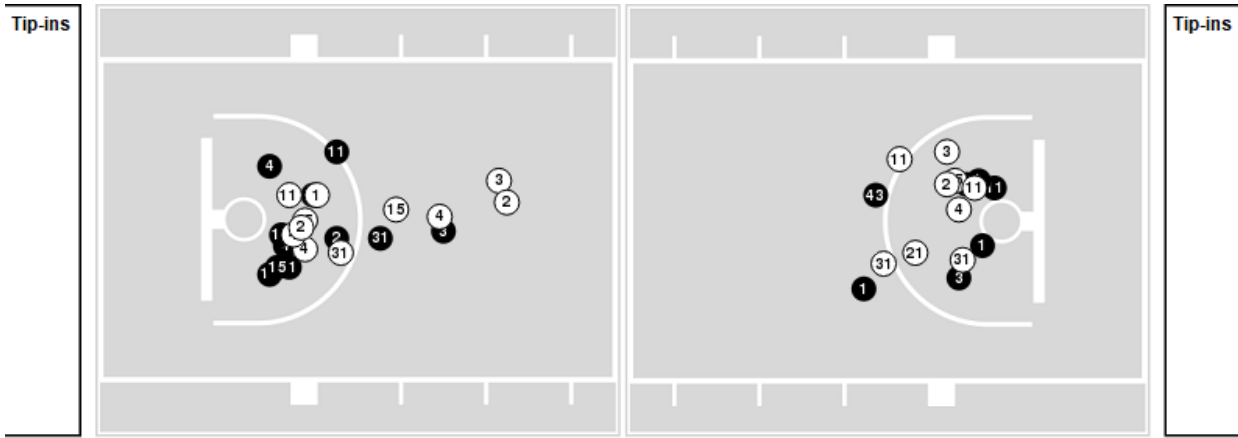
Players => 0, 1, 2, 3, 4, 5, 10, 11, 13, 15, 21, 22, 24, 31, 33, 43 FG Types=>AllResults=>All

UC Irvine

All Field Goals



Blow Up Chart



● Made ○ Missed N - Player Number

UC Irvine	M/A	%
Field Goals	23/55	42
2 Points	21/43	49
3 Points	2/12	17
Free Throws	16/26	62

UC Irvine	M/A	%
Points in the Paint	38 (19 / 39)	49
Fast Break Points	10 (6/6)	100
Second Chance Points	9 (7/12)	58
Effective FG%	44	

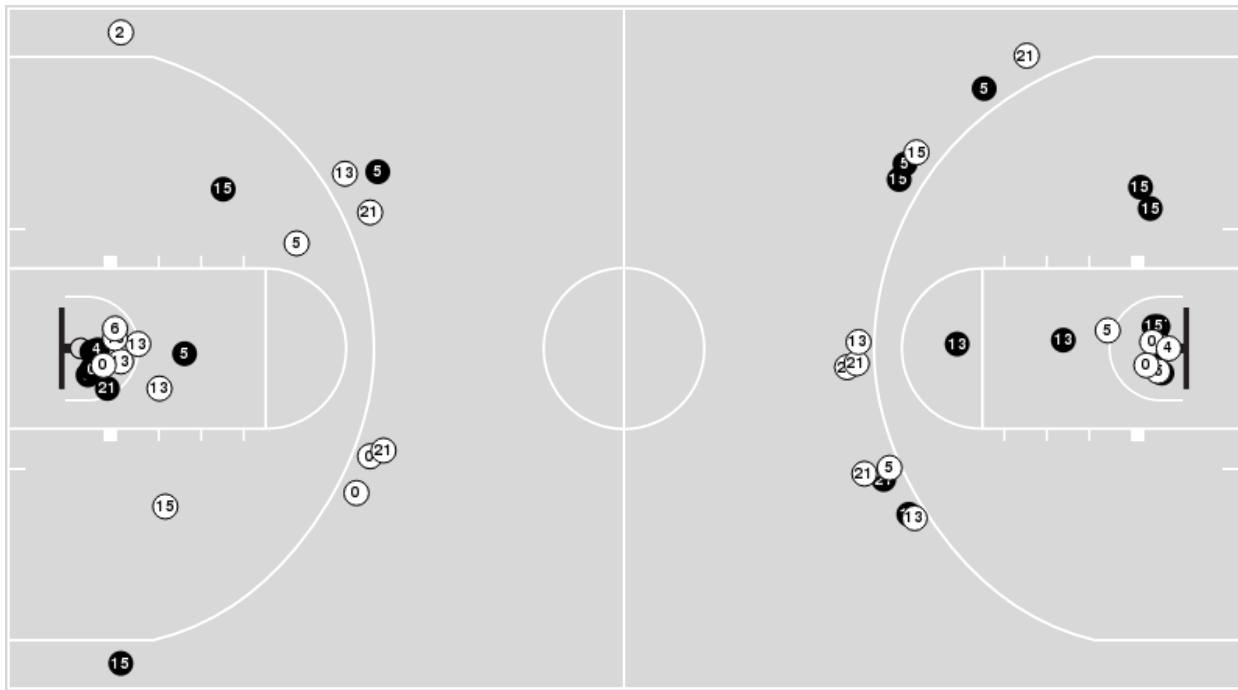


Officials: Greg Nixon, Gerry Pollard, Tony Padilla

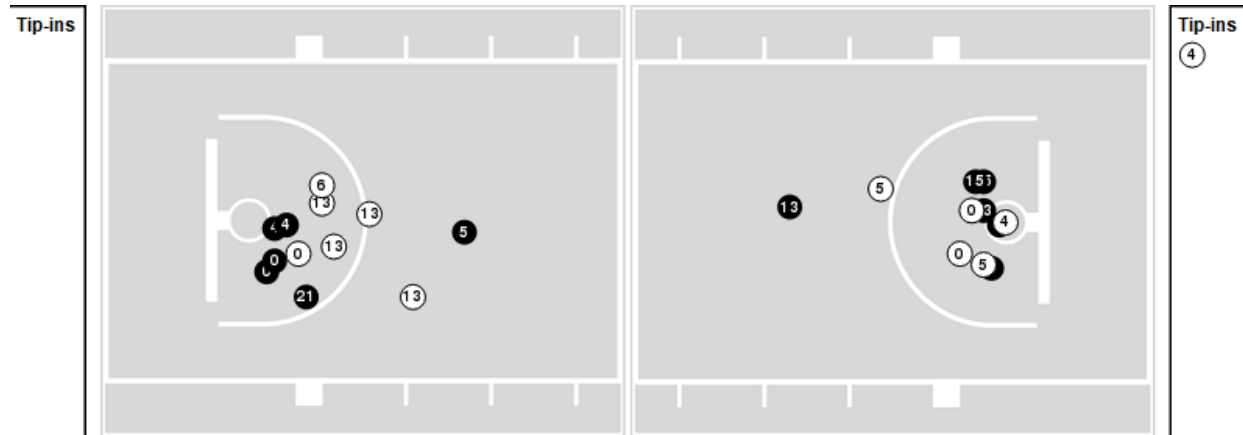
Players => 0, 1, 2, 4, 5, 6, 7, 8, 13, 15, 20, 21, 22, 23, 24, 25FG Types=>AllResults=>All

San Jose St.

All Field Goals



Blow Up Chart



● Made ○ Missed N - Player Number

San Jose St.	M/A	%
Field Goals	23/50	46
2 Points	16/29	55
3 Points	7/21	33
Free Throws	19/23	83

San Jose St.	M/A	%
Points in the Paint	24 (12 / 23)	52
Fast Break Points	10 (7/7)	100
Second Chance Points	2 (2/4)	50
Effective FG%	53	



Officials: Greg Nixon, Gerry Pollard, Tony Padilla

UC Irvine

Lineup	Quarter On	Time On	Quarter Off	Time Off	Time on Court	Score	Score Diff	Reb	Stl	Tov	Ass	PPP
2- Hohn J/3- Crockrell II P/4- Henry A/11- Tillis D/15- Leuchten B/	1	20:00	1	16:25	03:35	3-7	-4	2	0	0	1	0.6757
2- Hohn J/4- Henry A/11- Tillis D/15- Leuchten B/21- Redfield L/	1	16:25	1	16:09	00:16	0-0	0	0	0	0	0	0.0000
1- Saran D/4- Henry A/11- Tillis D/15- Leuchten B/21- Redfield L/	1	16:09	1	14:35	01:34	4-2	2	2	0	0	1	2.0000
1- Saran D/4- Henry A/13- Welling H/21- Redfield L/31- Keeler D/	1	14:35	1	13:08	01:27	0-0	0	1	0	0	0	0.0000
0- Thoerner D/1- Saran D/13- Welling H/21- Redfield L/31- Keeler D/	1	13:08	1	11:39	01:29	3-4	-1	0	1	2	0	0.7732
0- Thoerner D/1- Saran D/11- Tillis D/21- Redfield L/31- Keeler D/	1	11:39	1	11:39	00:00	0-0	0	0	0	0	0	0.0000
0- Thoerner D/1- Saran D/3- Crockrell II P/11- Tillis D/43- McBirney-Griffin A/	1	11:39	1	10:24	01:15	0-0	0	1	1	0	0	0.0000
0- Thoerner D/1- Saran D/3- Crockrell II P/11- Tillis D/15- Leuchten B/	1	10:24	1	09:14	01:10	0-0	0	2	1	0	0	0.0000
0- Thoerner D/2- Hohn J/3- Crockrell II P/11- Tillis D/15- Leuchten B/	1	09:14	1	08:28	00:46	3-3	0	0	0	0	0	2.0833
2- Hohn J/3- Crockrell II P/4- Henry A/10- Ujadughele O/15- Leuchten B/	1	08:28	1	07:01	01:27	2-0	2	1	1	0	0	0.8197
2- Hohn J/3- Crockrell II P/4- Henry A/10- Ujadughele O/31- Keeler D/	1	07:01	1	06:33	00:28	0-0	0	0	0	1	0	0.0000
2- Hohn J/4- Henry A/10- Ujadughele O/21- Redfield L/31- Keeler D/	1	06:33	1	05:57	00:36	0-0	0	1	0	1	0	0.0000
2- Hohn J/4- Henry A/10- Ujadughele O/21- Redfield L/43- McBirney-Griffin A/	1	05:57	1	04:24	01:33	2-0	2	4	0	2	1	0.5000
1- Saran D/2- Hohn J/11- Tillis D/21- Redfield L/43- McBirney-Griffin A/	1	04:24	1	03:18	01:06	0-2	-2	0	0	0	0	0.0000
1- Saran D/2- Hohn J/11- Tillis D/15- Leuchten B/21- Redfield L/	1	03:18	1	02:18	01:00	1-4	-3	0	0	1	0	0.5319
1- Saran D/2- Hohn J/10- Ujadughele O/15- Leuchten B/21- Redfield L/	1	02:18	1	01:13	01:05	2-2	0	0	1	1	0	1.0000
2- Hohn J/3- Crockrell II P/11- Tillis D/15- Leuchten B/21- Redfield L/	1	01:13	1	00:34	00:38	2-0	2	1	0	0	1	2.0000
2- Hohn J/3- Crockrell II P/4- Henry A/11- Tillis D/15- Leuchten B/	1	00:34	2	16:52	03:42	7-8	-1	2	0	1	2	1.0355
2- Hohn J/3- Crockrell II P/4- Henry A/11- Tillis D/31- Keeler D/	2	16:52	2	15:54	00:58	0-4	-4	0	0	1	0	0.0000
1- Saran D/2- Hohn J/4- Henry A/10- Ujadughele O/31- Keeler D/	2	15:54	2	14:12	01:42	7-5	2	0	0	0	1	1.7500
1- Saran D/4- Henry A/10- Ujadughele O/21- Redfield L/31- Keeler D/	2	14:12	2	13:35	00:37	1-3	-2	1	0	0	0	0.6944
1- Saran D/4- Henry A/10- Ujadughele O/15- Leuchten B/21- Redfield L/	2	13:35	2	12:29	01:06	0-4	-4	2	1	1	0	0.0000
0- Thoerner D/1- Saran D/11- Tillis D/15- Leuchten B/21- Redfield L/	2	12:29	2	11:55	00:34	0-2	-2	0	0	1	0	0.0000
0- Thoerner D/2- Hohn J/3- Crockrell II P/11- Tillis D/15- Leuchten B/	2	11:55	2	10:01	01:54	7-0	7	4	0	0	1	1.6667
0- Thoerner D/2- Hohn J/3- Crockrell II P/11- Tillis D/31- Keeler D/	2	10:01	2	08:48	01:13	1-2	-1	0	0	1	0	0.6944
0- Thoerner D/3- Crockrell II P/4- Henry A/11- Tillis D/31- Keeler D/	2	08:48	2	08:48	00:00	1-0	1	0	0	0	0	2.2727
0- Thoerner D/3- Crockrell II P/4- Henry A/10- Ujadughele O/31- Keeler D/	2	08:48	2	08:36	00:12	0-1	-1	0	0	0	0	0.0000
0- Thoerner D/1- Saran D/4- Henry A/10- Ujadughele O/31- Keeler D/	2	08:36	2	07:46	00:50	0-1	-1	1	0	2	0	0.0000
0- Thoerner D/1- Saran D/4- Henry A/11- Tillis D/31- Keeler D/	2	07:46	2	05:11	02:35	7-5	2	1	1	0	1	1.4344
2- Hohn J/3- Crockrell II P/4- Henry A/10- Ujadughele O/31- Keeler D/	2	05:11	2	04:20	00:51	1-3	-2	0	0	0	0	0.5319
2- Hohn J/3- Crockrell II P/4- Henry A/10- Ujadughele O/15- Leuchten B/	2	04:20	2	04:20	00:00	0-0	0	0	0	0	0	0.0000
2- Hohn J/3- Crockrell II P/4- Henry A/11- Tillis D/15- Leuchten B/	2	04:20	2	01:52	02:28	5-6	-1	4	0	0	1	1.1261
2- Hohn J/3- Crockrell II P/4- Henry A/11- Tillis D/43- McBirney-Griffin A/	2	01:52	2	01:52	00:00	1-0	1	0	0	0	0	2.2727
2- Hohn J/3- Crockrell II P/4- Henry A/10- Ujadughele O/43- McBirney-Griffin A/	2	01:52	2	01:22	00:30	0-0	0	0	0	0	0	0.0000
2- Hohn J/3- Crockrell II P/4- Henry A/11- Tillis D/15- Leuchten B/	2	01:22	2	00:00	01:22	4-4	0	1	0	0	1	1.3333



Officials: Greg Nixon, Gerry Pollard, Tony Padilla

San Jose St.

Lineup	Quarter On	Time On	Quarter Off	Time Off	Time on Court	Score	Score Diff	Reb	Stl	Tov	Ass	PPP
0- Amey, Jr. M/ 4- Diongue A/ 5- Gorener T/ 13- Cardenas A/ 15- Anderson T/	1	20:00	1	16:25	03:35	7-3	4	3	0	0	1	1.4000
0- Amey, Jr. M/ 4- Diongue A/ 5- Gorener T/ 6- Davis L/ 13- Cardenas A/	1	16:25	1	14:35	01:50	2-4	-2	1	0	1	1	0.6667
0- Amey, Jr. M/ 5- Gorener T/ 6- Davis L/ 13- Cardenas A/ 21- Humer W/	1	14:35	1	13:08	01:27	0-0	0	3	0	0	0	0.0000
0- Amey, Jr. M/ 6- Davis L/ 13- Cardenas A/ 15- Anderson T/ 21- Humer W/	1	13:08	1	12:12	00:56	2-1	1	0	1	2	0	0.6944
2- Mitchell Jr. R/ 5- Gorener T/ 13- Cardenas A/ 15- Anderson T/ 21- Humer W/	1	12:12	1	10:24	01:48	2-2	0	1	0	1	0	0.6667
2- Mitchell Jr. R/ 4- Diongue A/ 5- Gorener T/ 13- Cardenas A/ 15- Anderson T/	1	10:24	1	09:14	01:10	0-0	0	2	0	1	0	0.0000
4- Diongue A/ 5- Gorener T/ 13- Cardenas A/ 15- Anderson T/ 25- Perry R/	1	09:14	1	06:47	02:27	3-5	-2	2	0	2	1	0.7500
0- Amey, Jr. M/ 6- Davis L/ 15- Anderson T/ 21- Humer W/ 25- Perry R/	1	06:47	1	04:24	02:23	0-2	-2	1	1	1	0	0.0000
0- Amey, Jr. M/ 4- Diongue A/ 6- Davis L/ 15- Anderson T/ 25- Perry R/	1	04:24	1	02:02	02:22	6-1	5	3	0	1	1	1.5464
0- Amey, Jr. M/ 4- Diongue A/ 5- Gorener T/ 13- Cardenas A/ 25- Perry R/	1	02:02	1	00:34	01:27	2-4	-2	0	1	1	1	0.6667
0- Amey, Jr. M/ 5- Gorener T/ 13- Cardenas A/ 21- Humer W/ 25- Perry R/	1	00:34	1	00:15	00:19	0-2	-2	0	0	1	0	0.0000
4- Diongue A/ 6- Davis L/ 13- Cardenas A/ 15- Anderson T/ 25- Perry R/	1	00:15	1	00:03	00:12	0-0	0	0	0	0	0	0.0000
6- Davis L/ 13- Cardenas A/ 15- Anderson T/ 21- Humer W/ 25- Perry R/	1	00:03	2	20:00	00:03	0-0	0	0	0	0	0	0.0000
0- Amey, Jr. M/ 4- Diongue A/ 5- Gorener T/ 13- Cardenas A/ 15- Anderson T/	2	20:00	2	19:50	00:10	0-0	0	0	0	0	0	0.0000
0- Amey, Jr. M/ 5- Gorener T/ 13- Cardenas A/ 15- Anderson T/ 21- Humer W/	2	19:50	2	15:31	04:19	12-5	7	2	0	1	3	1.6393
0- Amey, Jr. M/ 4- Diongue A/ 5- Gorener T/ 13- Cardenas A/ 15- Anderson T/	2	15:31	2	14:44	00:47	2-3	-1	0	0	0	1	2.0000
4- Diongue A/ 5- Gorener T/ 6- Davis L/ 13- Cardenas A/ 15- Anderson T/	2	14:44	2	14:12	00:32	3-4	-1	0	0	0	0	3.0000
5- Gorener T/ 6- Davis L/ 13- Cardenas A/ 15- Anderson T/ 21- Humer W/	2	14:12	2	12:51	01:21	4-1	3	1	0	1	1	1.2048
0- Amey, Jr. M/ 6- Davis L/ 13- Cardenas A/ 15- Anderson T/ 21- Humer W/	2	12:51	2	11:20	01:31	5-2	3	2	1	0	1	1.6667
0- Amey, Jr. M/ 4- Diongue A/ 5- Gorener T/ 6- Davis L/ 13- Cardenas A/	2	11:20	2	10:56	00:24	0-1	-1	1	0	0	0	0.0000
0- Amey, Jr. M/ 5- Gorener T/ 6- Davis L/ 13- Cardenas A/ 21- Humer W/	2	10:56	2	10:01	00:55	0-3	-3	0	0	0	0	0.0000
0- Amey, Jr. M/ 5- Gorener T/ 13- Cardenas A/ 15- Anderson T/ 21- Humer W/	2	10:01	2	09:30	00:31	0-1	-1	0	0	1	0	0.0000
2- Mitchell Jr. R/ 5- Gorener T/ 13- Cardenas A/ 15- Anderson T/ 21- Humer W/	2	09:30	2	08:48	00:42	2-1	1	0	1	0	0	2.0000
5- Gorener T/ 13- Cardenas A/ 15- Anderson T/ 21- Humer W/ 25- Perry R/	2	08:48	2	05:11	03:37	7-8	-1	3	2	1	1	1.1076
0- Amey, Jr. M/ 5- Gorener T/ 13- Cardenas A/ 15- Anderson T/ 21- Humer W/	2	05:11	2	00:00	05:11	13-11	2	5	0	0	1	1.5258



UC Irvine at San Jose St.

11/07/23 Provident Credit Union Event Center, San Jose, CA
2023-24 Men's Basketball

Game Time: 7:00 PM
Game Duration: 1:57
Attendance: 1,821

Officials: Greg Nixon, Gerry Pollard, Tony Padilla

UC Irvine

Lineup	Time	Score	Score Diff	Pts/Min	Reb	Stl	Tov	Ass	PPP
2- Hohn J/ 3- Crockrell II P/ 4- Henry A/ 11- Tillis D/ 15- Leuchten B/	11:07	19-25	-6	1.7068	9	0	1	5	1.0193
0- Thoerner D/ 2- Hohn J/ 3- Crockrell II P/ 11- Tillis D/ 15- Leuchten B/	02:40	10-3	7	3.7500	4	0	0	1	1.7730
0- Thoerner D/ 1- Saran D/ 4- Henry A/ 11- Tillis D/ 31- Keeler D/	02:35	7-5	2	2.7097	1	1	0	1	1.4344
1- Saran D/ 2- Hohn J/ 4- Henry A/ 10- Ujadughele O/ 31- Keeler D/	01:42	7-5	2	4.1176	0	0	0	1	1.7500
1- Saran D/ 4- Henry A/ 11- Tillis D/ 15- Leuchten B/ 21- Redfield L/	01:34	4-2	2	2.5532	2	0	0	1	2.0000
2- Hohn J/ 4- Henry A/ 10- Ujadughele O/ 21- Redfield L/ 43- McBirney-Griffin A/	01:33	2-0	2	1.2903	4	0	2	1	0.5000
0- Thoerner D/ 1- Saran D/ 13- Welling H/ 21- Redfield L/ 31- Keeler D/	01:29	3-4	-1	2.0225	0	1	2	0	0.7732
1- Saran D/ 4- Henry A/ 13- Welling H/ 21- Redfield L/ 31- Keeler D/	01:27	0-0	0	0.0000	1	0	0	0	0.0000
2- Hohn J/ 3- Crockrell II P/ 4- Henry A/ 10- Ujadughele O/ 15- Leuchten B/	01:27	2-0	2	1.3793	1	1	0	0	0.8197
2- Hohn J/ 3- Crockrell II P/ 4- Henry A/ 10- Ujadughele O/ 31- Keeler D/	01:19	1-3	-2	0.7595	0	0	1	0	0.3472
0- Thoerner D/ 1- Saran D/ 3- Crockrell II P/ 11- Tillis D/ 43- McBirney-Griffin A/	01:15	0-0	0	0.0000	1	1	0	0	0.0000
0- Thoerner D/ 2- Hohn J/ 3- Crockrell II P/ 11- Tillis D/ 31- Keeler D/	01:13	1-2	-1	0.8219	0	0	1	0	0.6944
0- Thoerner D/ 1- Saran D/ 3- Crockrell II P/ 11- Tillis D/ 15- Leuchten B/	01:10	0-0	0	0.0000	2	1	0	0	0.0000
1- Saran D/ 2- Hohn J/ 11- Tillis D/ 21- Redfield L/ 43- McBirney-Griffin A/	01:06	0-2	-2	0.0000	0	0	0	0	0.0000
1- Saran D/ 4- Henry A/ 10- Ujadughele O/ 15- Leuchten B/ 21- Redfield L/	01:06	0-4	-4	0.0000	2	1	1	0	0.0000
1- Saran D/ 2- Hohn J/ 10- Ujadughele O/ 15- Leuchten B/ 21- Redfield L/	01:05	2-2	0	1.8462	0	1	1	0	1.0000
1- Saran D/ 2- Hohn J/ 11- Tillis D/ 15- Leuchten B/ 21- Redfield L/	01:00	1-4	-3	1.0000	0	0	1	0	0.5319
2- Hohn J/ 3- Crockrell II P/ 4- Henry A/ 11- Tillis D/ 31- Keeler D/	00:58	0-4	-4	0.0000	0	0	1	0	0.0000
0- Thoerner D/ 1- Saran D/ 4- Henry A/ 10- Ujadughele O/ 31- Keeler D/	00:50	0-1	-1	0.0000	1	0	2	0	0.0000
2- Hohn J/ 3- Crockrell II P/ 11- Tillis D/ 15- Leuchten B/ 21- Redfield L/	00:38	2-0	2	3.1496	1	0	0	1	2.0000
1- Saran D/ 4- Henry A/ 10- Ujadughele O/ 21- Redfield L/ 31- Keeler D/	00:37	1-3	-2	1.6216	1	0	0	0	0.6944
2- Hohn J/ 4- Henry A/ 10- Ujadughele O/ 21- Redfield L/ 31- Keeler D/	00:36	0-0	0	0.0000	1	0	1	0	0.0000
0- Thoerner D/ 1- Saran D/ 11- Tillis D/ 15- Leuchten B/ 21- Redfield L/	00:34	0-2	-2	0.0000	0	0	1	0	0.0000
2- Hohn J/ 3- Crockrell II P/ 4- Henry A/ 10- Ujadughele O/ 43- McBirney-Griffin A/	00:30	0-0	0	0.0000	0	0	0	0	0.0000
2- Hohn J/ 4- Henry A/ 11- Tillis D/ 15- Leuchten B/ 21- Redfield L/	00:16	0-0	0	0.0000	0	0	0	0	0.0000
0- Thoerner D/ 3- Crockrell II P/ 4- Henry A/ 10- Ujadughele O/ 31- Keeler D/	00:12	0-1	-1	0.0000	0	0	0	0	0.0000
0- Thoerner D/ 1- Saran D/ 11- Tillis D/ 21- Redfield L/ 31- Keeler D/	00:00	0-0	0	NaN	0	0	0	0	0.0000
0- Thoerner D/ 3- Crockrell II P/ 4- Henry A/ 11- Tillis D/ 31- Keeler D/	00:00	1-0	1	∞	0	0	0	0	2.2727
2- Hohn J/ 3- Crockrell II P/ 4- Henry A/ 11- Tillis D/ 43- McBirney-Griffin A/	00:00	1-0	1	∞	0	0	0	0	2.2727



UC Irvine at San Jose St.

11/07/23 Provident Credit Union Event Center, San Jose, CA
2023-24 Men's Basketball

Game Time: 7:00 PM
Game Duration: 1:57
Attendance: 1,821

Officials: Greg Nixon, Gerry Pollard, Tony Padilla

San Jose St.

Lineup	Time	Score	Score Diff	Pts/Min	Reb	Stl	Tov	Ass	PPP
0- Amey, Jr. M/ 5- Gorener T/ 13- Cardenas A/ 15- Anderson T/ 21- Humer W/	10:01	25-17	8	2.4958	7	0	2	4	1.4846
0- Amey, Jr. M/ 4- Diongue A/ 5- Gorener T/ 13- Cardenas A/ 15- Anderson T/	04:32	9-6	3	1.9853	3	0	0	2	1.5000
5- Gorener T/ 13- Cardenas A/ 15- Anderson T/ 21- Humer W/ 25- Perry R/	03:37	7-8	-1	1.9355	3	2	1	1	1.1076
2- Mitchell Jr. R/ 5- Gorener T/ 13- Cardenas A/ 15- Anderson T/ 21- Humer W/	02:30	4-3	1	1.6000	1	1	1	0	1.0000
0- Amey, Jr. M/ 6- Davis L/ 13- Cardenas A/ 15- Anderson T/ 21- Humer W/	02:27	7-3	4	2.8571	2	2	2	1	1.1905
4- Diongue A/ 5- Gorener T/ 13- Cardenas A/ 15- Anderson T/ 25- Perry R/	02:27	3-5	-2	1.2245	2	0	2	1	0.7500
0- Amey, Jr. M/ 6- Davis L/ 15- Anderson T/ 21- Humer W/ 25- Perry R/	02:23	0-2	-2	0.0000	1	1	1	0	0.0000
0- Amey, Jr. M/ 5- Gorener T/ 6- Davis L/ 13- Cardenas A/ 21- Humer W/	02:22	0-3	-3	0.0000	3	0	0	0	0.0000
0- Amey, Jr. M/ 4- Diongue A/ 6- Davis L/ 15- Anderson T/ 25- Perry R/	02:22	6-1	5	2.5352	3	0	1	1	1.5464
0- Amey, Jr. M/ 4- Diongue A/ 5- Gorener T/ 6- Davis L/ 13- Cardenas A/	02:14	2-5	-3	0.8955	2	0	1	1	0.5000
0- Amey, Jr. M/ 4- Diongue A/ 5- Gorener T/ 13- Cardenas A/ 25- Perry R/	01:27	2-4	-2	1.3777	0	1	1	1	0.6667
5- Gorener T/ 6- Davis L/ 13- Cardenas A/ 15- Anderson T/ 21- Humer W/	01:21	4-1	3	2.9630	1	0	1	1	1.2048
2- Mitchell Jr. R/ 4- Diongue A/ 5- Gorener T/ 13- Cardenas A/ 15- Anderson T/	01:10	0-0	0	0.0000	2	0	1	0	0.0000
4- Diongue A/ 5- Gorener T/ 6- Davis L/ 13- Cardenas A/ 15- Anderson T/	00:32	3-4	-1	5.6250	0	0	0	0	3.0000
0- Amey, Jr. M/ 5- Gorener T/ 13- Cardenas A/ 21- Humer W/ 25- Perry R/	00:19	0-2	-2	0.0000	0	0	1	0	0.0000
4- Diongue A/ 6- Davis L/ 13- Cardenas A/ 15- Anderson T/ 25- Perry R/	00:12	0-0	0	0.0000	0	0	0	0	0.0000
6- Davis L/ 13- Cardenas A/ 15- Anderson T/ 21- Humer W/ 25- Perry R/	00:03	0-0	0	0.0000	0	0	0	0	0.0000