



San José State University Men's Basketball

Contact: Amy Villa, Director of Athletics Media Relations
408-924-1216 - Office • 408-421-8604 Cell • amy.villa@sjsu.edu
Matt Strapp, Assistant Media Relations Director
408-924-1208 Office • 562-499-9633 Cell • matthew.strapp@sjsu.edu
For Immediate Release • November 8, 2023

2023-24 Schedule 1-0, 0-0 MW

NOV. 7	UC IRVINE	W, 72-64
NOV. 9	BETHESDA	8 p.m.
Nov. 12	at Texas Tech - ESPN+	11 a.m. PT
Nov. 17-20	U.S. Virgin Islands Paradise Jam	
Nov. 17	vs. Abilene Christian	12:15 pm PT
Nov. 18	Consolation	
Nov. 19	Semifinals	
Nov. 20	Championship	
NOV. 27	NORTH DAKOTA STATE	7 p.m.
Nov. 29	at Cal Poly	7 p.m.
Dec. 2	at Montana - ESPN+	1:00 p.m. PT
Dec. 4	at North Dakota State	5:00 p.m. PT
DEC. 9	NEW ORLEANS	2:00 p.m.
DEC. 17	MONTANA	TBA
DEC. 20	SANTA CLARA - NBCSBA	7 p.m.
Jan. 2	at Wyoming	5:30 p.m. PT
JAN. 5	BOISE STATE - FS1	7:30 p.m.
JAN. 9	SAN DIEGO STATE	8:00 p.m.
	CBS Sports Network	
Jan. 13	at Air Force	6:30 p.m. PT
Jan. 16	at Fresno State	7:00 p.m.
JAN. 24	NEW MEXICO	8:00 p.m.
	CBS Sports Network	
JAN. 27	UNLV - FS1	7:00 p.m.
Feb. 2	at Nevada - FS1	8:00 p.m.
FEB. 6	FRESNO STATE - NBCSBA	7:00 p.m.
Feb. 9	Colorado State - FS1	6:30 p.m.
FEB. 13	AIR FORCE - NBCSBA	7:00 p.m.
FEB. 17	WYOMING - NBCSBA	7:00 p.m.
Feb. 20	at Boise State - FS1	7:30 p.m. PT
FEB. 23	NEVADA - FS1	7:00 p.m.
FEB. 27	at San Diego State	8:00 p.m.
	CBS Sports Network	
March 2	at UNLV	8:00 p.m.
	CBS Sports Network	
MARCH 6	UTAH STATE	7:30 p.m.
	CBS Sports Network	
March 13-16	Mountain West Championship Thomas & Mack, Las Vegas, Nev.	
	CBS Sports Network	

* – Mountain West game
All times list PT

Home games at Provident Credit Union Event Center
NBCSBA - NBC Sports Bay Area

Game 2

San José State (1-0) vs. Bethesda (0-3)

Thursday, November 9

Provident Credit Union Event Center

San Jose, Calif. | 8:00 p.m. PT



NBC Sports Bay Area/Mountain West Network

Dave Benz (Play-by-Play) Marc Spears (Analyst)

Listen - [KTRB 860 AM](#)

Daniel Barrera (Play-by-Play)

Live Video - <https://bit.ly/3MAisNH>

Live Stats - <http://www.sjsustats.com>

San José State

Head Coach: Tim Miles
Record at SJSU: 30-37 (3 yrs.)
Career Record: 429-371 (27 yrs.)

Bethesda

Interim Head Coach: Julio Lopez

SPARTANS HOST BETHESDA IN FINAL TUNE-UP BEFORE HITTING THE ROAD:

After an opening-night 72-64 win over UC Irvine on Tuesday, the San José State men's basketball team returns to the Provident Credit Union Event Center Thursday night for a match-up with Bethesda. The game is part of a doubleheader with the women's team who plays Bellarmine at 5 p.m. Both games will be shown live on NBC Sports Bay Area and the Mountain West Network.

San José State won its opening-night game for the eighth consecutive season on Tuesday night. Head coach Tim Miles coached his 800th game as a head coach and won his 14th consecutive season opener against Division I opponents since 2009.

After Thursday night's game, the Spartans head out on the road to play at Texas Tech on Sunday and then play at the Paradise Jam in the U.S. Virgin Islands, November 17-20. SJSU faces Abilene Christian on the 17th, the team that upset Oklahoma State in Stillwater on Monday.

LIVE STATS: Live stats can be found at <http://www.sjsustats.com>.

LIVE VIDEO: Thursday's game will be broadcast on NBC Sports Bay Area and streamed live on the Mountain West Network. Dave Benz handles the play-by-play duties with Spartan alum Marc Spears as the color analyst. Fans can access the stream on the Spartan website at www.sjsuspartans.com/watch.

LISTEN LIVE: The Spartans will be broadcast over the air on KTRB, 860 AM and streamed on their website at <https://860amtheanswer.com/> with Daniel Barrera on the call.

Possible Spartan Starters (as of 11/7)

0	MJ Amey	G	6-2	JR	12.0 ppg, 5.0 rpg
13	Alvaro Cardenas	G	6-1	JR	11.0 ppg, 2.0 rpg, 7.0 apg
5	Tibet Görener	F	6-9	JR	17.0 ppg, 5.0 rpg
15	Trey Anderson	F	6-7	SR	19.0 ppg, 4.0 rpg
4	Adrame Diogoue	C	6-0	SO	6.0 ppg, 4.0 rpg

Bethesda (2 gms)	Comparison	San José State
68.0	Points/Game	72.0
97.5	Opp. PPG	64.0
-29.5	Scoring Margin	+8.0
.431	FG%	.460
.525	Opp FG%	.418
.278	3PFG%	.333
.308	Opp 3PFG%	.167
.627	FT%	.826
	Opp FT%	.615
25.5	Reb/Game	30.0
41.0	Opp Reb/Game	31.5
-15.5	Reb. Margin	-1.5
7.5	Assists/Game	13.0
16.5	Turnovers/Game	15.0
2.5	Blocks/Game	3.0
8.5	Steals/Game	7.0

ABOUT BETHESDA: The Flames come into Thursday's game with an 0-3 overall record including a 128-59 loss at San Francisco Monday night. Julio Lopez is serving as the interim coach this season.

Series Record - 3-0

Last SJSU Win - W, 90-68, Nov. 12, 2022, San Jose

Last Meeting - W, 90-68, Nov. 12, 2022, San Jose

Series Meetings

11/14/2014	W	67-44	San Jose
1/8/2022	W	118-43	San Jose
11/12/2022	W	90-68	San Jose

HEAD COACH TIM MILES: San José State head coach **Tim Miles** begins this third season at the school and in his 27th season overall as a head coach. He was named the head coach on April 6, 2021, and made an immediate impact on the Spartan fans as he won his 400th career game in the opener of the 2021-22 season. The Spartans got a 78-76 win over Cal State Fullerton on November 11, 2021. Miles has a 429-371 coaching record including 30-37 at San José State. He is 40th in the NCAA among active coaches in career wins at 429.

800 IS THE NUMBER FOR MILES: Tuesday's season-opener marked the 800th career game for Tim Miles as a head coach in his 27 years at the helm of a program. San José State is the sixth school where he has been the head coach.

- Mayville State - 2 seasons - 1995-96 & 1996-97
- SW Minnesota State - 3 seasons - 1997-98 through 1999-2000
- North Dakota State - 7 seasons - 2000-01 through 2006-07
- Colorado State - 5 seasons - 2007-08 through 2011-12
- Nebraska - 7 seasons - 2012-13 through 2018-19
- San Jose State - 3rd season - 2021-22 to present

HAPPY BIRTHDAY!: A special "Happy Birthday" wish to Tip Miles, father of Tim, who turned 97 on Monday, November 6. Thanks for following the Spartans!

2700 GAMES: Thursday night's game marks the 2,700th game played in the 113th season of the program. The program has won 1,194 games since play began in 1909-10.



2023-24 Mountain West Standings (through 11/7)

Team	Conference			Overall		
	W	L	PCT	W	L	PCT
Boise State	0	0	.000	1	0	1.000
Colorado State	0	0	.000	1	0	1.000
Fresno State	0	0	.000	1	0	1.000
Nevada	0	0	.000	1	0	1.000
New Mexico	0	0	.000	1	0	1.000
San Diego State	0	0	.000	1	0	1.000
San José State	0	0	.000	1	0	1.000
Utah State	0	0	.000	1	0	1.000
Wyoming	0	0	.000	1	0	1.000
UNLV	0	0	.000	0	0	.000
Air Force	0	0	.000	0	1	.000

Upcoming Schedule

Wednesday, November 8

Southern at UNLV (MWN) 7 p.m. PT

Thursday, November 9

New Mexico at Saint Mary's (ESPN+) 7 p.m. PT
 Bethesda at San José State (NBC Sports Bay Area/MWN) 8 p.m. PT

Friday, November 10

Air Force at LIU (SNY) 1 p.m. ET
 San Diego State at BYU (ESPN+) 7 p.m. MT
 Wright State at Colorado State (MWN) 7 p.m. MT

Saturday, November 11

Stetson at UNLV (MWN) 4 p.m. PT
 Cal Poly at Wyoming (MWN) 7 p.m. MT
 Fresno State at Kent State (ESPN+) 7 p.m. ET
 Utah State at Bradley (ESPN+) 7 p.m. CT

Sunday, November 12

Air Force at Delaware (FloHoops) 1 p.m. ET
 San José State at Texas Tech (ESPN+) 1 p.m. CT
 San Francisco at Boise State (KTVB/MWN) 2 p.m. MT
 Nevada at Washington (Pac-12 Network) 5 p.m. PT

Tuesday, November 14

Colorado State at Northern Colorado (ESPN+) 6 p.m. MT
 Southern Utah at Utah State (MWN) 7 p.m. MT
 Long Beach State at San Diego State (MWN) 7 p.m. PT

Wednesday, November 15

Pacific at Nevada (NSN/MWN) 7 p.m. PT
 Morgan State at Fresno State (MWN) 7:30 p.m. PT

Thursday, November 16

Wyoming vs. Saint Louis (Conway, S.C.) (ESPN2) 2 p.m. ET
 Lindenwood at Air Force (Altitude/MWN) 4:30 p.m. MT

FOUR SPARTANS IN DOUBLE-FIGURES IN OPENING NIGHT

WIN: **Trey Anderson** led a quartet of Spartan scorers Tuesday night with 19 points to lead San José State to a 72-64 win over UC Irvine on opening night. Anderson was 7-for-9 from the field and added four rebounds, two assists and two steals.

Tibet Görener added 17 points on 4-for-8 shooting from the field including 3-for-3 from three-point range and a perfect 6-of-6 from the free throw line.

Myron Amey Jr. added 12 points in his first game since December 28, 2022. He was also 6-for-6 from the free throw line and grabbed five rebounds and two steals.

Alvaro Cardenas had 11 points and dished out a team-best seven assists. He grabbed two rebounds and two steals.

20 WINS TAKES THE SPARTANS TO NEW HEIGHTS: The Spartans recorded 20 wins last season for the first time since 1980-81 season when the team had a 22-9 record. The program has only won 18 or more games nine times since 1937-38.

Seasons With 18+ Wins Since 1937-38

1937-38	19-4
1940-41	19-8
1946-47	19-9
1947-48	23-9
1948-49	22-13
1949-50	21-7
1950-51	18-12
1980-81	22-9
2022-23	21-14

MOST MW WINS EVER/MOST CONFERENCE WINS SINCE

1993-94: With 10 Mountain West wins last season, the Spartans recorded the most MW wins in school history and the most since the 1993-94 season.

Since joining a conference in 1969-70, Spartan teams have won nine or more conference games in six seasons. Three of those teams have participated in the postseason - 1980-81 NIT, 1995-96 NCAA Tournament, and 2022-23 CBI.

9+ Conference Wins Since 1969-70

1980-81	10-4	Big West (NIT Participant)
1984-85	10-8	Big West
1986-87	10-8	Big West
1993-94	11-7	Big West
1995-96	9-9	Big West (NCAA Tournament)
2022-23	10-8	MW

ALL THE COMFORTS OF HOME - WINNING HOME RECORD:

For the first time since the 2016-17 season, the Spartans had a winning home record as the team finished with a 12-3 mark inside the Provident Credit Union Event Center. The 12 home wins exceeds the 1998-99 team that finished the season 11-1 inside Provident Credit Union The Event Center.

CAREER RANKINGS: **Tibet Görener** moved into ninth all-time in three-pointers attempted at 338, passing Michael Quinney who attempted 336. Görener needs just two more attempts to

SJSU'S RECORD WHEN ...

home.....	1-0
away.....	0-0
neutral.....	0-0
overtime.....	0-0
games decided by 3 pts or less.....	0-0
games decided by 4-5 pts.....	0-0
games decided by 6-10 pts.....	1-0
games decided by 11-19 pts.....	0-0
games decided by 20+ pts.....	0-0
vs. Top 25.....	0-0
vs. Top 10.....	0-0
vs. Power 5 opponents.....	0-0
scoring first.....	0-0
leading at the half.....	1-0
tied at the half.....	0-0
trailing at the half.....	0-0
leading with 10 mins remaining.....	1-0
tied with 10 mins remaining.....	0-0
trailing with 10 mins remaining.....	0-0
leading with 5 mins remaining.....	1-0
tied with 5 mins remaining.....	0-0
trailing with 5 mins remaining.....	0-0
SJSU shoots 50% or better.....	0-0
SJSU shoots less than 50%.....	1-0
SJSU shoots better than opponent.....	1-0
SJSU shoots the same as opponent.....	0-0
SJSU shoots worse than opponent.....	0-0
Opponent shoots 50% or better.....	0-0
Opponent shoots less than 50%.....	1-0
SJSU outrebounds opponent.....	0-0
Opponent outrebounds SJSU.....	1-0
SJSU equals opponent in rebs.....	0-0
SJSU shoots 80% or better from FT line.....	1-0
SJSU has more FT attempts.....	0-0
Opponent has more FT attempts.....	1-0
SJSU equals opponent in FT attempts.....	0-0
SJSU shoots 40% or better from 3.....	0-0
SJSU has less turnovers than opponent.....	0-0
SJSU has more turnovers than opponent.....	0-0
SJSU equals opponent in turnovers.....	1-0
SJSU scores 100+ pts.....	0-0
SJSU scores 90-99 pts.....	0-0
SJSU scores 80-89 pts.....	0-0
SJSU scores 70-79 pts.....	1-0
SJSU scores 60-69 pts.....	0-0
SJSU scores 50-59.....	0-0
SJSU scores less than 50 pts.....	0-0
Opponent scores 100+ pts.....	0-0
Opponent scores 90-99 pts.....	0-0
Opponent scores 80-89 pts.....	0-0
Opponent scores 70-79 pts.....	0-0
Opponent scores 60-69 pts.....	1-0
Opponent scores 50-59.....	0-0
Opponent scores less than 50 pts.....	0-0
On Monday.....	0-0
On Tuesday.....	1-0
On Wednesday.....	0-0
On Thursday.....	0-0
On Friday.....	0-0
On Saturday.....	0-0
On Sunday.....	0-0
In November.....	1-0
In December.....	0-0
In January.....	0-0
In February.....	0-0
In March.....	0-0
On National TV (ESPN, ESPN2, CBS Sports Network, FS1, FS2).....	0-0
On NBC Sports Bay Area/California.....	0-0
On Mountain West Network.....	1-0
Miscellaneous	
Current Streak.....	Won 1
Home court streak.....	Won 3
Neutral court streak.....	Lost 1
Road Streak.....	Won 1
All-Time Record 112th Season (2,699 games).....	1,194-1,505 (.442)

move into eighth with Jason Alle and just three attempts to tie Omari Moore.

Görener needs nine more three-pointers made to move into a tie for ninth with Jason Allen and James Kinney at 120.

PERRY, FROM MANAGER TO KEY MINUTES: Ryen Perry, a former team manager for the Spartan program, switched responsibilities in November of 2022 when he was added to the roster and got to wear #25 on his back. On March 4, 2023, in his seventh game of the season, Perry made a difference on the court for the Spartans in the comeback win at Air Force. He played the final 11:35 of the game and made his only field goal of the season, a three-pointer to bring the Spartans to within six points of the Falcons. Perry also had a rebound in the game and had a +/- of 16 in the win.

Perry played almost 13 minutes in the season opener, grabbing two rebounds and blocking his first shot.

40+ POINT HALVES: The Spartans have started the 2023-24 season recording its first 40+ point half in the opening game. The team scored 48 points in the second half of the victory over UC Irvine. Last season, SJSU scored 40 or more points in 12 halves and was 10-1 in those games (scored 40+ in both halves of one game).

MOST NON-CONFERENCE WINS SINCE 2010-11: With nine non-conference wins in 2022-23, the Spartans won the most since the 2010-11 season when SJSU won 10 non-conference contests. The last team to win nine non-conference games was the 1999-2000 team who finished the year 15-15.

WINS BEFORE THANKSGIVING: The Spartans are looking to best the number of wins before Thanksgiving that the program set last year. SJSU recorded four wins before the holiday, winning three times at home and once on the road. Prior to that, only two teams had won three games before the holiday. The 2010-11 team was the first to accomplish this feat, starting the year 3-0 and played only four games before Thanksgiving. The 2019-20 team played seven games before Thanksgiving and recorded three wins.

UP NEXT: The Spartans take to the road for the next four games. The team travels to Texas for a game at Texas Tech on Sunday beginning at 11 a.m. PT. SJSU then plays at the Paradise Jam on the U.S. Virgin Islands. The team faces Abilene Christian on Friday the 17th beginning at 12:15 p.m PT. The Spartans will then play two more games over the next three days in the tournament. San José State returns home on Monday the 27th to play North Dakota State at 8 p.m.

MW Player of the Week

- Nov. 13
- Nov. 20
- Nov. 27
- Dec. 4
- Dec. 11
- Dec. 18
- Dec. 26
- Jan. 1
- Jan. 8
- Jan. 15
- Jan. 22
- Jan. 29
- Feb. 5
- Feb. 12
- Feb. 19
- Feb. 26
- March 4
- March 11

MW Freshman of the Week

- Nov. 13
- Nov. 20
- Nov. 27
- Dec. 4
- Dec. 11
- Dec. 18
- Dec. 26
- Jan. 1
- Jan. 8
- Jan. 15
- Jan. 22
- Jan. 29
- Feb. 5
- Feb. 12
- Feb. 19
- Feb. 26
- March 4
- March 11

Miscellaneous Stats**Career Double-Doubles (SJSU only)****Robert Vaihola - 3**

14 points, 10 rebounds -
vs. Bethesda, Nov. 12, 2022

18 points, 10 rebounds -
vs. Air Force, Jan. 24, 2023

15 points, 11 rebounds - vs. Boise State, Feb. 25, 2023

Trey Anderson - 2

15 points, 12 rebounds, at Portland, Dec. 17, 2021

11 points, 11 rebounds,
at Northern Colorado, Nov. 19, 2022

MJ Amey - 1

23 points, 12 rebounds,
vs. San Diego State, Feb. 9, 2022

Career 20+ point games**Tibet Görener - 2**

23, vs. Bethesda, January 8, 2022
20, at Utah State, January 21, 2023

Alvaro Cardenas - 2

20, vs. Fresno State, Jan. 10, 2023
22 - vs. Southern Indiana, March 18, 2203

MJ Amey - 4

32, vs. Bethesda, January 8, 2022

23, vs. UNLV, January 17, 2022

24, at Boise State, February 5, 2022

23, vs. San Diego State, February 9, 2022

Career 10+ rebound games**Robert Vaihola - 5**

10, at New Mexico, Jan. 25, 2022 (at Fresno State)

10, vs. Bethesda, Nov. 12 2022

13 - vs. UNLV, Dec. 28, 2022

10 - at New Mexico, Jan. 17, 2023

11 - vs. Boise State, Feb. 25, 2023

Trey Anderson - 2

12, at Portland, Dec. 17, 2021

11, at Northern Colorado, Nov. 19, 2022

MJ Amey - 1

12, vs. San Diego State, February 9, 2022

20+ point games in 2023-24**10+ rebound games in 2023-24****Double-Doubles in 2023-24**

Starting Lineups

Game	Guard	Guard	Forward	Forward	Center	Record
UC IRVINE	Alvaro Cardenas	MJ Amey Jr.	Tibet Görener	Trey Anderson	Adrame Diongue	1-0
BETHESDA						
at Texas Tech						
vs. Abilene Christian						
Paradise Jam						
Paradise Jam						
NORTH DAKOTA STATE						
at Cal Poly						
at Montana						
at North Dakota State						
NEW ORLEANS						
MONTANA						
SANTA CLARA						
at Wyoming						
BOISE STATE						
SAN DIEGO STATE						
at Air Force						
at Fresno State						
NEW MEXICO						
UNLV						
at Utah State						
at Nevada						
FRESNO STATE						
at Colorado State						
AIR FORCE						
WYOMING						
at Boise State						
NEVADA						
at San Diego State						
at UNLV						
UTAH STATE						
MW Tournament						



CAREER LEADERS

TOTAL POINTS

Name	Seasons	G	FG	3FG	FT	Points
1. Ricky Berry	1986-88	84	619	113	416	1,767
2. Adrian Oliver	2009-11	80	585	138	442	1,750
3. Stu Inman	1947-50	123	591	0	322	1,504
4. Wally Rank	1977-80	102	562	0	308	1,432
5. Omari Moore	2020-23	117	497	116	202	1,312
6. Justin Graham	2007-11	119	460	57	295	1,272
7. Ryan Welage	2015-18	91	457	161	183	1,258
8. Chris McNealy	1981-83	81	504	2	226	1,236
9. Coby Dietrick	1968-70	72	465	0	243	1,173
10. Terry Cannon	1990-92, 94	97	414	114	209	1,139

FIELD GOALS MADE

Name	Seasons	G	Att.	Made
1. Ricky Berry	1986-88	84	1,301	619*
2. Stu Inman	1947-50	123	1,506	591
3. Adrian Oliver	2009-11	80	1,347	585
4. Wally Rank	1977-80	102	1,207	562
5. Chris McNealy	1981-83	81	914	504**
6. Omari Moore	2020-23	117	1,094	497
7. Sid Williams	1978-81	111	958	485
8. Johnnie Skinner	1971-73	73	1,142	481
9. Coby Dietrick	1968-70	72	1,054	465
10. Justin Graham	2007-11	119	1,024	460

FIELD GOALS ATTEMPTED

Name	Seasons	G	Made	Att.
1. Stu Inman	1947-50	123	591	1,536
2. Ricky Berry	1986-88	84	619	1,309
3. Wally Rank	1977-80	102	562	1,207
4. Johnnie Skinner	1971-73	73	481	1,142
5. Omari Moore	2020-23	117	497	1,094
6. Coby Dietrick	1968-70	72	465	1,054
7. Ryan Wellage	2015-16	91	457	1,048
8. Justin Graham	2007-11	119	460	1,024
9. S.T. Saffold	1964-66	72	421	970
10. Sid Williams	1978-81	111	485	958

FIELD GOAL PERCENTAGE

(Minimum four made per game played)

Name	Seasons	G	FG	FGA	Pct.
1. Brandon Clarke	2016-17	61	328	542	.604
2. Mickey Johnson	1979-80	56	278	473	.588
3. Earl Hogue	1974-76	75	315	568	.555
4. Chris McNealy	1981-83	81	504	914	.551
5. Dick Groves	1968-69	41	183	338	.541
6. Stony Evans	1984-85	57	246	461	.534
7. Menelik Barbary	2006-07	61	245	461	.531
8. Ward Farris	1982, 84-86	83	339	644	.526
9. Stan Hill	1977-78	50	214	415	.516
10. Darnell Williams	2000-01	58	288	562	.512

3-POINT FIELD GOALS MADE

Name	Seasons	G	Att.	Made
1. Ryan Welage	2015-18	91	417	161
2. Tim Pierce	2007-09	86	471	153
3. Adrian Oliver	2009-11	80	361	138
4. Rashad Muhammad	2013-15	58	354	134
5. Robert Owens	2009-10	61	315	125
6. Michael Quinney	1998-99	54	336	123
7. Tito Addison	1995-97	84	375	122
8. Noah Baumann	2017-19	61	265	121
9. Jason Allen	1991-94	97	340	120
James Kinney	2012-13	45	320	120
-- Tibet Görener	2022-C	65	338	111

3-POINT FIELD GOALS ATTEMPTED

Name	Seasons	G	Made	Att.
1. Tim Pierce	2007-09	86	153	471
2. Ryan Welage	2015-18	91	161	417
3. Tito Addison	1995-97	84	122	375
4. Adrian Oliver	2009-11	80	138	361
5. Keith Shamburger	2011-12	63	108	348
6. D.J. Brown	2012-14	91	112	347
7. Omari Moore	2020-23	117	116	341
8. Jason Allen	1991-94	97	120	340
9. Tibet Görener	2022-C	65	111	338
10. Michael Quinney	1998-99	54	123	336

3-POINT FIELD GOAL PERCENTAGE

(Minimum 1.0 made per game played and 50 made)

Name	Seasons	G	3FG	3FGA	Pct.
1. Ricky Berry	1986-88	84	113	246	.459
2. Noah Baumann	2017-19	61	121	265	.457
3. Steve Haney	1988-89	45	103	233	.442
4. James Kinney	2012	31	86	216	.398
5. Robert Owens	2009-10	61	125	315	.397
6. Marquin Chandler	2004-05	57	59	149	.396
7. Ryan Welage	2015-18	91	161	417	.386
8. Phil Calvert	2002, 04	57	71	185	.384
9. Brett Lilly	1999, 2003-04	59	92	240	.383
10. Adrian Oliver	2009-11	80	138	361	.382

CAREER LEADERS

FREE THROWS MADE

Name	Seasons	G	Att.	Made
1. Adrian Oliver	2009-11	80	529	442
2. Carroll Williams	1953-55	75	552	441
3. Ricky Berry	1986-88	84	507	416
4. Stu Inman	1947-50	123	498	322
5. Wally Rank	1977-80	102	450	308
6. Eddie Diaz	1956-58	76	433	299
7. Justin Graham	2007-11	119	441	295
8. Ken Mickey	1974, 76-77	82	357	271
9. Marmet Williams	1994-98	112	368	267
10. Olivier Saint-Jean	1996-97	51	354	260

FREE THROWS ATTEMPTED

Name	Seasons	G	Made	Att.
1. Carroll Williams	1953-55	75	441	552
2. Adrian Oliver	2009-11	80	442	529
3. Ricky Berry	1986-88	84	416	507
4. Stu Inman	1947-50	123	322	498
5. Wally Rank	1977-80	102	308	450
6. Justin Graham	2007-11	119	295	441
7. Eddie Diaz	1956-58	76	299	433
8. Bob Hagen	1947-49	81	207	370
9. Marv Branstrom	1956-58	76	186	368
9. Marmet Williams	1994-98	112	267	368

FREE THROW PERCENTAGE

(Minimum 2.0 made/game played and 50 games played)

Name	Seasons	G	FT	FTA	Pct.
1. Adrian Oliver	2009-11	80	442	529	.836
2. Ricky Berry	1986-88	84	416	507	.821
3. Carroll Williams	1953-55	75	441	552	.799
4. Doug Murrey	1978-81	88	173	219	.789
5. Gil Egeland	1956-58	73	165	210	.786
6. Pete Miller	1974-75	55	128	164	.780
7. Brandon Hawkins	2002-03	50	237	304	.779
8. Chris Cunningham	2013-14	60	180	232	.776
8. Lossie Mitchel	1992-94	52	116	150	.773
10. Brad Quinet	1995-97	55	161	211	.763

REBOUNDS

Name	Seasons	G	REB
1. Marv Branstrom	1956-58	76	864
2. George Clark	1950-52	75	857
3. Coby Dietrick	1968-70	72	759
4. S.T. Saffold	1964-66	72	705
5. Reggie Owens	1985-87	86	692
6. Chris McNealy	1981-83	81	678

7. Wally Rank	1977-80	102	662
8. Chris Oakes	2008-10	83	661
9. Kevin Logan	1990-93	106	608
10. Pat Hamm	1969-71	72	557

ASSISTS

Name	Seasons	G	AST
1. Justin Graham	2007-11	119	508
2. Michael Dixon	1982-85	107	477
3. Ken Mickey	1974, 76-77	82	476
4. Mike Mendez	1978-81	108	469
5. Omari Moore	2020-23	117	429
6. Marmet Williams	1994-98	112	318
7. Jalen James	2013-18	117	274
8. D.J. Brown	2012-14	91	266
Ricky Berry	1986-88	84	266
10. Terry Cannon	1990-92	97	259
-- Alvaro Cardenas	2023-C	67	208

BLOCKED SHOTS (Since 1979)

Name	Seasons	G	BS
1. Gerald Thomas	1984, 86-88	113	127
2. Brandon Clarke	2016-17	61	116
3. Chris Oakes	2008-10	83	111
4. Omari Moore	2020-23	117	90
5. Menelik Barbary	2006-07	61	87
6. Chris McNealy	1981-83	81	81
7. Ibrahima Diallo	2022-23	48	78
8. Darnell Williams	2000-01	58	75
9. Isaac Thornton	2013-17	121	65
10. Lance Holloway	2004, 06-08	87	58

STEALS (Since 1979)

Name	Seasons	G	ST
1. Justin Graham	2007-11	119	209
2. Isaac Thornton	2013-17	121	145
3. Tito Addison	1995-97	84	125
4. Omari Moore	2020-23	117	120
5. Mike Mendez	1979-81	86	114
6. Terry Cannon	1990-92, 94	97	113
7. Marmet Williams	1994-98	112	111
8. Chris McNealy	1981-83	81	109
9. Isaac Thornton	2013-16	91	106
Michael Dixon	1982-85	107	106

2023-24 San José State Men's Basketball Roster

NO	NAME	POS	HT	WT	YR	HOMETOWN/LAST SCHOOL
0	Myron (MJ) Amey, Jr.	G	6-2	185	JR	Vacaville, Calif./Scotland Prep (Pa.)
1	Garrett Anderson	G	6-6	190	SO	Phoenix, Ariz./PHH Prep
2	Rickey Mitchell Jr.	G	6-4	172	FR	Aurora, Colo./Smoky Hill HS
4	Adrane Diongue	C	7-0	190	SO	Dakar, Senegal/Washington State
5	Tibet Görener	F	6-9	205	JR	Istanbul, Turkey/Orange Lutheran HS/Arizona
6	Latrell Davis	G	6-2	195	FR	Leeds, Great Britain/First Baptist Academy (Fla.)
7	Pasha Goodarzi	G	6-3	190	FR	Los Gatos, Calif./Valley Christian HS
8	Iggy Mitchell	G	6-2	200	FR	Sydney, Australia/
13	Alvaro Cardenas	G	6-1	182	JR	Granada, Spain/Get Better Academy
15	Trey Anderson	F	6-7	200	SR	San Diego, Calif./University of South Carolina
20	Christian Wise	F	6-6	205	FR	San Francisco, Calif./Archbishop Riordan HS
21	William Humer	F	6-10	228	SO	Sollentuna, Sweden/McCook CC
22	Robert Vaihola	F	6-8	260	JR	San Mateo, Calif./Fresno State
23	Diogo (DJ) Seixas	F	6-8	235	FR	Lisbon, Portugal/212 Sports Academy
24	Bennett Blackerby	G	6-0	180	FR	Austin, Texas/L. C. Anderson HS
25	Ryen Perry	G	6-2	188	SR	Placentia, Calif./Fullerton College

Head Coach: Tim Miles (University of Mary, 1989), 3rd season

Assistant Coaches: Damany Hendrix (Lamar, 2003)

Jeff Strohm (Eastern Illinois, 1988)

Ed Gipson (Calumet College of St. Joseph, 2005)

Recruiting Coordinator: Austin Sleight (Nebraska, 2020)

Director of Basketball Operations: Tim Marrion (Washington State, 2006)

Pronunciation Guide

Alvaro Cardenas -AL-vuh-roh car-DEE-nes

Adrane Diongue - uh-DRAW-may JONG

Tibet Görener - GOR-eh-nur

William Humer - HUGH-mer

Diogo Seixas - SAY-shus

Robert Vaihola - VYE-oh-lah

Damany Hendrix - DAH-mah-nee

The Spartans on Social Media Men's Basketball

Facebook - /SJSUMBB

X - @SanJoseStateMBB

Instagram - @sanjosestatembb

Tik Tok - @sjsubasketball

Athletics Department

Facebook - /SJSUspartans


X - @SJSUAthletics

Instagram - @sjsuspartans

YouTube - /SJSUAthletics



#0 MJ AMEY
Guard • 6-2 • JR
Vacaville, Calif.



#1 GARRETT ANDERSON
Guard • 6-5 • SO
Phoenix, Ariz.



#2 RICKEY MITCHELL JR.
Guard • 6-4 • FR
Aurora, Colo.



#4 ADRAME DIONGUE
Center • 7-0 • SO
Dakar, Senegal




#5 TIBET GÖRENER
Forward • 6-9 • JR
Istanbul, Turkey



6 LATRELL DAVIS
Guard • 6-2 • FR
Leeds, Great Britain




7 PASHA GOODARZI
Guard • 6-3 • FR
Los Gatos, Calif.




#8 IGGY MITCHELL
Guard • 6-2 • FR
Sydney, Australia



#13 ALVARO CARDENAS
Guard • 6-1 • JR
Granada, Spain



#15 TREY ANDERSON
Forward • 6-7 • SR
San Diego, Calif.



#20 CHRISTIAN WISE
Guard • 6-6 • FR
San Francisco, Calif.



#21 WILLIAM HUMER
Forward • 6-10 • SO
Sollentuna, Sweden



#22 ROBERT VAIHOLA
Forward • 6-8 • JR
San Mateo, Calif.



#23 DIOGO SEIXAS
Forward • 6-8 • FR
Lisbon, Portugal



#24 BENNETT BLACKERBY
Guard • 6-0 • FR
Austin, Texas



#25 RYEN PERRY
Guard • 6-2 • SR
Placentia, Calif.




Tim Miles
Head Coach



Damany Hendrix
Assistant Coach



Jeff Strohm
Assistant Coach



Ed Gipson
Assistant Coach



Tim Miles Head Coach

Tim Miles returns for his third season after a historic run for San José State University men's basketball program during the 2022-23 season. Miles was named the head coach of the Spartan program on April 6, 2021, and brought over 24 years of head coaching experience to the South Bay.

Last season, Miles and Spartans achieved feats that had not been seen in program history including having both the Mountain West Player of the Year in Omari Moore and the Coach of the Year in Miles. Coach was also a Jim Phelan National Coach of the Year Finalist in recognition of the team's 13-win improvement from the previous season

2022-23 Highlights

- 21-14 overall record – Most wins for the program since the 1980-81 season (22-9)
- 10-8 in Mountain West play – most MW wins in a season in school history and the best finish in the standings in fifth place
- MW Tournament win over Nevada – first at the conference tournament in school history
- First time the Spartans played in a quarterfinal and semifinal game

- First round win at the Discount Tire CBI over Southern Indiana was the first postseason win in school history in six tries
- 12 home wins was the most since the 2016-17 season
- Omari Moore – MW Player of the Year, the first San José State player to receive a conference Player of the Year award

The Spartans' success propelled them into postseason play in 2022-23 as the team was invited to play in the Discount Tire CBI. The team went 1-1 at the tournament played at the Ocean Center in Daytona Beach, Fla. At the tournament, two of Miles' former players were on coaching staffs of participating teams. Aaron Fearné was then the Associate Head Coach at Charlotte and now interim head coach at Charlotte, while Flynn Clayman was the Associate Head Coach at Southern Utah and is now the Associate Head Coach at High Point University.

In his inaugural season Miles posted eight wins which was the most wins since the 2016-2017 season. The Spartans were third in the conference in 3-point shooting percentage under the guidance of Miles. Under the guidance of Miles, the Spartans had a program record 17 3-pointers against Portland State

Miles came to San José State after coaching at the University of Nebraska from 2012-19. During his time in Lincoln, Nebraska saw unprecedented success with some of their most successful seasons in program history. In 2014, just two seasons after being hired, Miles led the team to their first NCAA Tournament in 16 seasons. He was named the Jim Phelan Award winner for national coach of the year and was tabbed the Big Ten Coach of the Year.

That 2013-14 season made Nebraska the talk of college basketball after reaching the tournament despite being selected to finish last in the Big Ten standings in the preseason poll. The Cornhuskers overcame a 1-5 start in conference play by winning 10 out of their last 12 games to finish fourth in the standings with an 11-7 record. Among those wins was a 60-51 victory over No. 9 Michigan State, the program's first road win over a top-10 program since 1997, and a 77-68 defeat of Wisconsin.

The turnaround at Nebraska began immediately under Miles' wing with the Cornhuskers seeing a three-win improvement from 12 to 15 wins in the 2012-13 year. With just one returning starter, Miles and company defeated three NCAA Tournament teams and finished the year off with a victory over Purdue in the Big Ten Tournament. After the success of the Huskers' NCAA Tournament appearance in 2013-14, the following season saw more firsts for the Nebraska program as they achieved a national ranking for the first time since 1995.

In 2017-18, Miles led the Cornhuskers to one of their most successful seasons in program history. Nebraska won 22 games, their most since the 1990-91 campaign, with a school record 13 wins in conference play and earned a bid to the National Invitation Tournament (NIT) for their first postseason appearance in four seasons.

In Miles' final season at Nebraska, the Huskers won 19 games, earned another top-25 ranking in the Associated Press poll and advanced to their second-straight NIT appearance.

In his seven total seasons at the helm of Nebraska men's basketball, Miles guided nine players to All-Big Ten accolades including two-time all-conference pick Terran Petteway, who became the first Husker in program history to win the Big Ten scoring title in 2013-14 with an average of 18.1 points per game.

Miles demands excellence from his student-athletes in the classroom. He guided 17 Nebraska players to Academic All-Big Ten honors, including a conference-best five selections in 2015. In 2014-15, Shamian Shields was the first player in program history to earn first-team Academic All-American honors.

Prior to his extended stint at Nebraska, Miles made a name for himself at Colorado State where he took the Rams to new heights and laid the foundation for what is now one of the top teams in the Mountain West. In five seasons, he increased his win total in each season with his best year being the 2011-12 campaign that saw CSU defeat a school-record three ranked teams en route to their first 20-plus win season since 1997-98. The Rams finished with a 20-12 record, put three players on the all-conference team, and advanced to the NCAA Tournament for the first time in nine years. For his efforts, Miles was named the District VIII Coach of the Year by the U.S. Basketball Writers Association.

The 2011-12 Colorado State team averaged 70.1 points per game and was the Mountain West leader in field goal percentage (47.1), 3-point percentage (40.0) and free throw percentage (76.8). They also were one of just two programs nationwide to rank in the top

10 in both free throw and 3-point percentage. The Rams' 20-win campaign was just the seventh in program history. Miles quickly turned the Colorado State program around from his first day on campus. His first two seasons saw the Rams battle through growing pains and injuries. Colorado State improved their win total in league play in Miles' second season and finished the year off with a key victory over Wyoming in the Mountain West Tournament.

Years three through five were some of the most successful for the Rams, culminating in CSU's NCAA Tournament bid in 2011-12. In 2009-10, Miles led the Rams to their first postseason appearance in seven years after posting 16 regular-season wins. Colorado State was selected to participate in the College Basketball Invitational (CBI), and Miles was named the Mountain West Coach of the Year by Collegelinsider.com.

The 2010-11 team finished in fourth place in the Mountain West after posting the program's first winning record since 2007. The Rams finished the year 19-13 and earned a berth to the NIT for their second-straight postseason appearance. Miles and company won nine conference games that year and received votes in the top-25 national poll at year's end for the first time since 2005-06.

Before going to CSU, Miles was the head coach of North Dakota State for six seasons, where he guided the program through their transition to Division I. The Bison reached at least 16 wins in each of Miles' final five seasons at the helm. In 2005-06 against 13th ranked Wisconsin, North Dakota State handed the Badgers a 62-55 loss, snapping Wisconsin's 27-game win streak against non-conference opponents. The loss was also just one of 10 non-conference home losses for the Badgers under hall of fame coach Bo Ryan. Miles was awarded the CBS Sportsline Division I Independent Coach of the Year and was a finalist for the Hugh Durham Mid-Major Coach of the Year Award.

Miles was also the catalyst for turning around Southwest Minnesota State University, who he guided for four seasons before joining North Dakota State. Miles posted a 78-39 four-year total, including a program-record 28-win season in 2001. The Mustangs won the 2001 Northern Sun Intercollegiate Conference Championship as well as the NCAA North Central Regional Championship before advancing to the Division II Elite Eight. Miles was named the NSIC and North Central Region Coach of the Year Awards.

Miles made his head coaching debut as the head man at Mayville (N.D.) State University. The program was just 4-44 in the previous two seasons before Miles took over, and he led them to a 35-22 record in three seasons. Miles was inducted into the Mayville State Hall of Fame in 2016.

Before reaching the head coaching ranks, Miles made his coaching debut as an assistant at Northern State. He spent six seasons on staff from 1989-90 to 1994-95, helping lead the program to five NAIA playoff appearances and five regional titles. As the team's recruiting coordinator, he brought in and molded five All-Americans and helped the Wolves advance to the NAIA National Championship in back-to-back seasons.

A native of Doland, S.D., Miles graduated from the University of Mary in Bismarck, N.D., in 1989. He then earned his master's degree in health and physical education from Northern State in 1990. In 2007, he was inducted into the University of Mary Hall of Fame.

Following his stint at Nebraska Miles took a brief two-year pause from coaching, turning in his whistle for a microphone. He began working with the Big Ten Network, Fox Sports and FS1 as an analyst in 2019 and also lent his talents to a podcast called "Inside the Mind of Miles" as part of the "Field of 68" college basketball media network.

Miles and his wife, Kari, have a daughter, Ava who attends San José State, and a son, Gabe, who is a student-athlete at North Dakota State. They have a yellow lab, appropriately named Sammy.

SEASON-BY-SEASON WITH TIM MILES

Year	School	Record	Postseason
1995-96	Mayville State	17-11 (9-3)	NAIA-II First Round
1996-97	Mayville State	18-11 (10-2)	NAIA-II First Round
1997-98	SW Minnesota State	16-11 (7-5)	
1998-99	SW Minnesota State	16-11 (7-5)	
1999-2000	SW Minnesota State	18-10 (12-6)	
2000-01	SW Minnesota State	28-7 (17-1)	NCAA DII Elite Eight
2001-02	North Dakota State	11-15 (5-13)	
2002-03	North Dakota State	20-11 (9-7)	
2003-04	North Dakota State	16-13 (8-6)	
2004-05	North Dakota State	16-12	
2005-06	North Dakota State	16-12	
2006-07	North Dakota State	20-8	
2007-08	Colorado State	7-25 (0-16)	
2008-09	Colorado State	9-22 (4-12)	
2009-10	Colorado State	16-16 (7-9)	CBI First Round
2010-11	Colorado State	19-13 (9-7)	NIT First Round
2011-12	Colorado State	20-12 (8-6)	NCAA First Round
2012-13	Nebraska	15-18 (5-13)	
2013-14	Nebraska	19-13 (11-7)	NCAA First Round
2014-15	Nebraska	13-18 (5-13)	
2015-16	Nebraska	16-18 (6-12)	
2016-17	Nebraska	12-19 (6-12)	
2017-18	Nebraska	22-11 (13-5)	NIT First Round
2018-19	Nebraska	19-17 (6-14)	NIT Second Round
2021-22	San José State	8-23 (1-17)	
2022-23	San José State	21-14 (10-8)	CBI Quarterfinals
	26 seasons	428-371 (.536)	3 NCAA (2 D1), 3 NIT



2023-24 San Jose St. Men's Basketball
 Combined Team Statistics
 All games

Game Records

Record	Overall	Home	Away	Neutral
ALL GAMES	1-0	1-0	0-0	0-0
CONFERENCE	0-0	0-0	0-0	0-0
NON-CONFERENCE	1-0	1-0	0-0	0-0

Score by Periods

Team	1st	2nd	OT	TOT
San Jose St.	24	48	0	72
Opponents	24	40	0	64

Team Box Score

No.	Player	Total			3-Point		F-Throw		Rebounds				Other Stats									
		GP-GS	MIN	AVG	FG-FGA	FG%	3FG-3FGA	3FG%	FT-FTA	FT%	OFF	DEF	TOT	AVG	PF	DQ	A	TO	BLK	STL	PTS	AVG
15	ANDERSON, Trey	1-1	33:37	33.6	7-9	.778	2-3	.667	3-4	.750	0	4	4	4.0	2	0	2	0	1	2	19	19.0
5	GORENER, Tibet	1-1	32:33	32.5	4-8	.500	3-4	.750	6-6	1.000	2	3	5	5.0	0	0	0	4	1	0	17	17.0
0	AMEY, JR., Myron	1-1	28:08	28.1	3-8	.375	0-2	.000	6-6	1.000	0	5	5	5.0	1	0	1	2	0	2	12	12.0
13	CARDENAS, Alvaro	1-1	35:15	35.3	4-11	.364	1-4	.250	2-3	.667	1	1	2	2.0	3	0	7	2	0	2	11	11.0
21	HUMER, William	1-0	25:04	25.1	2-8	.250	1-7	.143	2-2	1.000	0	4	4	4.0	4	0	1	3	0	0	7	7.0
4	DIONGUE, Adrame	1-1	14:56	14.9	3-4	.750	0-0	.000	0-0	.000	1	3	4	4.0	5	1	1	1	0	1	6	6.0
6	DAVIS, Latrell	1-0	13:56	13.9	0-1	.000	0-0	.000	0-2	.000	1	2	3	3.0	1	0	1	1	0	0	0	0.0
2	MITCHELL JR., Rickey	1-0	03:40	3.7	0-1	.000	0-1	.000	0-0	.000	0	0	0	0.0	2	0	0	1	0	0	0	0.0
25	PERRY, Ryen	1-0	12:51	12.9	0-0	.000	0-0	.000	0-0	.000	0	2	2	2.0	1	0	0	0	1	0	0	0.0
Team												1	1					1				
Total		1	200		23-50	.460	7-21	.333	19-23	.826	5	25	30	30.0	19	1	13	15	3	7	72	72.0
Opponents		1	200		23-55	.418	2-12	.167	16-26	.615	7	24	31	31.0	21	0	11	15	1	7	64	64.0

Team Statistics

	SJSU	OPP
Scoring	72	64
Points per game	72.0	64.0
Scoring margin	+8.0	-
Field goals-att	23-50	23-55
Field goal pct	.460	.418
3 point fg-att	7-21	2-12
3-point FG pct	.333	.167
3-pt FG made per game	7.0	2.0
Free throws-att	19-23	16-26
Free throw pct	.826	.615
F-Throws made per game	19.0	16.0
Rebounds	30	31
Rebounds per game	30.0	31.0
Rebounding margin	-1.0	-
Assists	13	11
Assists per game	13.0	11.0
Turnovers	15	15
Turnovers per game	15.0	15.0
Turnover margin	0.0	-
Assist/turnover ratio	0.9	0.7
Steals	7	7
Steals per game	7.0	7.0
Blocks	3	1
Blocks per game	3.0	1.0
Winning streak	1	-
Home win streak	1	-
Attendance	1821	0
Home games-Avg/Game	1-1821	0-0
Neutral site-Avg/Game	-	0-0

Team Results

Date	Opponent		Score	Att.
11/07/2023	UC Irvine	W	72-64	1821



**2023-24 San Jose St. Men's Basketball
Season Schedule/Results & Leaders
All games**

Game Records

Record	Overall	Home	Away	Neutral
ALL GAMES	1-0	1-0	0-0	0-0
CONFERENCE	0-0	0-0	0-0	0-0
NON-CONFERENCE	1-0	1-0	0-0	0-0

Team Results

Date	Opponent	Score	Att.	High Points	High Rebounds
11/07/2023	UC Irvine	W 72-64	1821	(19) ANDERSON, Trey	(5) GORENER, Tibet (5) AMEY, JR., Myron

Attendance Summary

	Games	Attend	Avg/Game
Home	1	1821	1821
Away	0	0	0
Neutral	0	0	0
Total	1	1821	1821



**2023-24 San Jose St. Men's Basketball
Points-rebounds-assists
All games**

Opponent	Date	Score												
			0	2	4	5	6	13	15	21	25			
			AMEY, JR.,	MITCHELL J	DIONGUE,AD	GORENER, TI	DAVIS, LATR	CARDENAS, A	ANDERSON, T	HUMER, WILL	PERRY, RYEN			
UC Irvine	11/07/2023	72-64 W	12-5-1	0-0-0	6-4-1	17-5-0	0-3-1	11-2-7	19-4-2	7-4-1	0-2-0			



**2023-24 San Jose St. Men's Basketball
Team Game-by-Game
All games**

Opponent	Date	Score	Total		3-Pointers		Free throws		Rebounds										
			FG-FGA	PCT	3FG-3FGA	PCT	FT-FTA	PCT	OFF	DEF	TOT	AVG	PF	A	TO	BLK	STL	PTS	AVG
UC Irvine	11/07/2023	72-64 W	23-50	.460	7-21	.333	19-23	.826	5	25	30	30.0	19	13	15	3	7	72	72.0
Total		72	23-50	.460	7-21	.333	19-23	.826	5	25	30	30.0	19	13	15	3	7	72	72.0
Opponents		64	23-55	.418	2-12	.167	16-26	.615	7	24	31	31.0	21	11	15	1	7	64	64.0

San Jose St. Averages

Games Played	Points/game	FG Pct	3FG Pct	FT Pct	Rebounds/game	Assists/game	Turnovers/game	Assist/Turnover ratio	Steals/game	Blocks/game
1	72.0	46.0	33.3	82.6	30.0	13.0	15.0	0.9	7.0	3.0



**2023-24 San Jose St. Men's Basketball
Opponents Game-by-Game
All games**

Opponent	Date	Score	Total		3-Pointers		Free throws		Rebounds										
			FG-FGA	PCT	3FG-3FGA	PCT	FT-FTA	PCT	OFF	DEF	TOT	AVG	PF	A	TO	BLK	STL	PTS	AVG
UC Irvine	11/07/2023	72-64 W	23-55	.418	2-12	.167	16-26	.615	7	24	31	31.0	21	11	15	1	7	64	64.0
Total		64	23-55	.418	2-12	.167	16-26	.615	7	24	31	31.0	21	11	15	1	7	64	64.0
San Jose St.		72	23-50	.460	7-21	.333	19-23	.826	5	25	30	30.0	19	13	15	3	7	72	72.0

Opponents Averages

Games Played	Points/game	FG Pct	3FG Pct	FT Pct	Rebounds/game	Assists/game	Turnovers/game	Assist/Turnover ratio	Steals/game	Blocks/game
1	64.0	41.8	16.7	61.5	31.0	11.0	15.0	0.7	7.0	1.0

San Jose State Player Game Highs

Points	19	Trey Anderson, vs. UC Irvine, 11/7
FG Made	7	Trey Anderson, vs. UC Irvine, 11/7
FG Attempts	11	Alvaro Cardenas, vs. UC Irvine, 11/7
3-Pt. FG Made	3	Tibet Görener, vs. UC Irvine, 11/7
3-Pt. FG Attempts	4	Tibet Görener, vs. UC Irvine, 11/7
	4	Alvaro Cardenas, vs. UC Irvine, 11/7
Free Throws Made	6	Tibet Görener, vs. UC Irvine, 11/7
	6	Myron Amey Jr., vs. UC Irvine, 11/7
Free Throws Attempts	6	Tibet Görener, vs. UC Irvine, 11/7
	6	Myron Amey Jr., vs. UC Irvine, 11/7
Rebounds	5	Tibet Görener, vs. UC Irvine, 11/7
	5	Myron Amey Jr., vs. UC Irvine, 11/7
Assists	7	Alvaro Cardenas, vs. UC Irvine, 11/7
Steals	2	Alvaro Cardenas, vs. UC Irvine, 11/7
	2	Trey Anderson, vs. UC Irvine, 11/7
	2	Myron Amey Jr., vs. UC Irvine, 11/7
Blocked Shots	1	Tibet Görener, vs. UC Irvine, 11/7
	1	Trey Anderson, vs. UC Irvine, 11/7
	1	Ryen Perry, vs. UC Irvine, 11/7
Turnovers	4	Tibet Görener, vs. UC Irvine, 11/7
Fouls	5	Adrame Diongue, vs. UC Irvine, 11/7

San Jose State Game Highs

Points	72	vs. UC Irvine, 11/7
Points, Half	48	vs. UC Irvine, 11/7
FG Made	23	vs. UC Irvine, 11/7
FG Attempts	50	vs. UC Irvine, 11/7
FG Percentage	.460	vs. UC Irvine, 11/7
3-Pt. FG Made	7	vs. UC Irvine, 11/7
3-Pt. FG Attempts	21	vs. UC Irvine, 11/7
Free Throws Made	19	vs. UC Irvine, 11/7
Free Throws Attempts	23	vs. UC Irvine, 11/7
Rebounds	30	vs. UC Irvine, 11/7
Assists	13	vs. UC Irvine, 11/7
Steals	7	vs. UC Irvine, 11/7
Blocked Shots	3	vs. UC Irvine, 11/7
Turnovers	15	vs. UC Irvine, 11/7
Fouls	19	vs. UC Irvine, 11/7

San Jose State Game Lows

Points	
Points, Half	
FG Made	
FG Attempts	
FG Percentage	
3-Pt. FG Made	
3-Pt. FG Attempts	
Free Throws Made	
Free Throws Attempts	
Rebounds	
Assists	
Steals	
Blocked Shots	
Turnovers	
Fouls	

Opponent Player Game Highs

Points	14	Bent Leuchten, UC Irvine, 11/7
FG Made	4	Devin Tillis, UC Irvine/11/7
	4	Bent Leuchten, UC Irvine, 11/7
FG Attempts	9	Bent Leuchten, UC Irvine, 11/7
	9	Devin Tillis, UC Irvine/11/7
	9	Justin Hohn, UC Irvine, 11/7
3-Pt. FG Made	2	Justin Hohn, UC Irvine, 11/7
3-Pt. FG Attempts	5	Justin Hohn, UC Irvine, 11/7
Free Throws Made	6	Bent Leuchten, UC Irvine, 11/7
Free Throws Attempts	9	Bent Leuchten, UC Irvine, 11/7
Rebounds	6	Bent Leuchten, UC Irvine, 11/7
	6	Andre Henry, UC Irvine, 11/7
Assists	5	Pierre Crockrell II, UC Irvine, 11/7
Steals	2	Andre Henry, UC Irvine, 11/7
Blocked Shots	1	Langston Redfield, UC Irvine, 11/7
Fouls	4	Devin Tillis, UC Irvine, 11/7
	4	Ofure Ojadughele, UC Irvine, 11/7

Opponent Game Highs

Points	64	UC Irvine, 11/7
FG Made	23	UC Irvine, 11/7
FG Attempts	55	UC Irvine, 11/7
FG Percentage	.418	UC Irvine, 11/7
3-Pt. FG Made	2	UC Irvine, 11/7
3-Pt. FG Attempts	12	UC Irvine, 11/7
Free Throws Made	16	UC Irvine, 11/7
Free Throws Attempts	26	UC Irvine, 11/7
Rebounds	31	UC Irvine, 11/7
Assists	11	UC Irvine, 11/7
Steals	7	UC Irvine, 11/7
Blocked Shots	1	UC Irvine, 11/7
Turnovers	15	UC Irvine, 11/7
Fouls	21	UC Irvine, 11/7

Opponent Game Lows

Points	
FG Made	
FG Attempts	
FG Percentage	
3-Pt. FG Made	
3-Pt. FG Attempts	
Free Throws Made	
Free Throws Attempts	
Rebounds	
Assists	
Steals	
Blocked Shots	
Turnovers	
Fouls	

THE LAST TIME.....

A PLAYER SCORED 30 OR MORE POINTS:

33, by Omari Moore, at Air Force, March 4, 2023

AN OPPONENT SCORED 30 OR MORE POINTS:

31, by Morris Udeze, New Mexico, Feb. 17, 2023

A PLAYER COLLECTED 20 OR MORE REBOUNDS:

20, by Wil Carter, at Hawai'i, Jan. 7, 2012.

AN OPPONENT COLLECTED 20 OR MORE REBOUNDS:

20, by Nico Carvacho, at Colorado State, Feb. 10, 2018

A PLAYER COLLECTED 10 OR MORE ASSISTS:

10, by Omari Moore, vs. Nevada, March 9, 2023

AN OPPONENT COLLECTED 10 OR MORE ASSISTS:

10, by Isaiah Stevens, at Colorado State, Dec. 31, 2022

A PLAYER HAD 5 OR MORE STEALS:

5, by Omari Moore, vs. UNLV, Feb. 19, 2021

AN OPPONENT HAD 5 OR MORE STEALS:

5, by Jaelen House, New Mexico, Feb. 17, 2022

A PLAYER HAD 5 OR MORE BLOCKED SHOTS:

5, by Ibrahima Diallo, at Boise State, January 3, 2023

AN OPPONENT HAD 5 OR MORE BLOCKED SHOTS:

6, by Lucas Moerman, vs. Air Force, Jan. 25, 2022

A PLAYER MADE 10 OR MORE FIELD GOALS:

14, by Omari Moore, vs. Nevada, March 9, 2023

AN OPPONENT MADE 10 OR MORE FIELD GOALS:

11, by Jarod Lucas, Nevada, March 9, 2023

A PLAYER ATTEMPTED 20 OR MORE FIELD GOALS:

25, Omari Moore, vs. Nevada, March 9, 2023

AN OPPONENT ATTEMPTED 20 OR MORE FIELD GOALS:

22, by Elijah Harkless, UNLV, Dec. 28, 2022

A PLAYER MADE 10 OR MORE FREE THROWS:

12, by Seneca Knight, vs. UNLV, Feb. 29, 2020

AN OPPONENT MADE 10 OR MORE FREE THROWS:

10, by Tylor Perry, vs. North Texas, Nov. 25, 2022

A PLAYER MADE 5 OR MORE 3-PT FIELD GOALS:

5, Trey Anderson, at UNLV, February 14, 2023

AN OPPONENT MADE 5 OR MORE 3-PT FIELD GOALS:

6, by Anthony Holland, Fresno State, January 10, 2023

A PLAYER ATTEMPTED 10 OR MORE 3-PT FGS:

10, Alvaro Cardenas, vs. Colorado State, February 28, 2023

AN OPPONENT ATTEMPTED 10 OR MORE 3-PT FIELD GOALS:

10, by Anthony Holland, Fresno State, January 10, 2023

SAN JOSÉ STATE SCORED 100 OR MORE POINTS:

118 (118-43 win) vs. Bethesda, Jan. 8, 2022

AN OPPONENT SCORED 100 OR MORE POINTS:

111 (111-80 loss) vs. Wyoming, Mar. 10, 2021

SJSU SHOT AT LEAST 60% FROM THE FIELD IN A GAME:

60.7 (34-56) at Air Force, Jan. 14, 2017

A TEAM SHOT AT LEAST 60% FROM THE FIELD IN A GAME VS. SJSU:

60.7 (34-56) by New Mexico, February 17, 2023

SAN JOSE STATE HAD TWO PLAYERS SCORE 20 POINTS IN A GAME:

26, Omari Moore; 20, Sage Tolbert, vs. Nevada, March 9, 2023

SAN JOSÉ STATE HAD THREE OR MORE PLAYERS WITH 10 OR MORE REBOUNDS IN A GAME:

13 by Ashtin Chastain, 12 by Michael Steadman, 12 by Craig LeCesne vs. Air Force, Jan. 26, 2019

SAN JOSÉ STATE HAD FIVE OR MORE PLAYERS WITH 10 OR MORE POINTS IN A GAME:

29 by Omari Moore, 14 by Sage Tolbert, 13 by Alvaro Cardenas, 10 by Trey Anderson, 10 by Ibrahima Diallo, vs. Wyoming, Nov. 27, 2022 February 4, 2023

SAN JOSÉ STATE HAD TWO OR MORE PLAYERS WITH 10 OR MORE POINTS & 10 OR MORE REBOUNDS IN A GAME:

38 points and 12 rebounds by Richard Washington, 15 points and 12 rebounds by Omari Moore, vs. Fresno Pacific, Dec. 9, 2020

A SAN JOSÉ STATE PLAYER SCORE 30 OR MORE POINTS IN SUCCESSIVE GAMES:

30, vs. Nevada, on Feb. 12, 2011, and 35, vs. Montana State on Feb. 15, 2011, by Adrian Oliver.

A SAN JOSÉ STATE PLAYER SCORED 20 OR MORE POINTS AND COLLECTED 20 OR MORE REBOUNDS IN A GAME:

21 points and 20 rebounds on Jan. 7, 2012, by Wil Carter.

SAN JOSÉ STATE WON BY 30 OR MORE POINTS:

30 (82-52) vs. Air Force, Jan. 24, 2023

SAN JOSÉ STATE LOST BY 30 OR MORE POINTS:

41 (99-58) at #11 Arkansas, Dec. 3, 2022

SAN JOSÉ STATE WON FIVE OR MORE STRAIGHT GAMES:

5, Dec. 5, 1998 through Dec. 27, 1998

SAN JOSÉ STATE WON AN IN-SEASON TOURNAMENT:

2011 Elgin Baylor Classic in Seattle, Wash.

SAN JOSÉ STATE BEAT A NATIONALLY-RANKED TEAM:

Alabama was ranked 19th in the Associated Press poll on Dec. 27, 1996, when San José State posted a 60-59 overtime win in the Comerica Cable Car Classic.

A SPARTAN HAD A TRIPLE-DOUBLE

18 pts, 10 reb., 10 assists, by Omari Moore, vs. New Mexico, Feb. 20, 2022



Official Basketball Box Score - Final
UC Irvine at San Jose St.
 11/07/23 Provident Credit Union Event Center, San Jose, CA
 2023-24 Men's Basketball

Game Time: 7:00 PM
 Game Duration: 1:57
 Attendance: 1,821

Officials: Greg Nixon, Gerry Pollard, Tony Padilla

UC Irvine - 64

Record: 0-1

NO.	Name	Min	FG		3P		FT		Rebounds			Fouls		TP	AS	TO	ST	Blocks		+/-
			M-A	M-A	M-A	M-A	OR	DR	TOT	PF	FD	BS	BA							
11	Devin Tillis	26:07	4-9	0-2	4-4	1	4	5	4	2	12	2	1	1	1	0	0	-3		
15	Bent Leuchten	22:38	4-9	0-1	6-9	2	4	6	1	6	14	1	1	1	0	0	-2			
2	Justin Hohn	27:11	3-9	2-5	0-2	0	4	4	2	2	8	0	3	0	0	0	-2			
3	Pierre Crockrell II	22:30	2-5	0-0	0-0	0	0	0	3	0	4	5	2	0	0	1	-1			
4	Andre Henry	27:50	3-8	0-1	1-2	1	5	6	0	1	7	1	0	2	0	1	-8			
21	Langston Redfield	13:01	0-1	0-0	0-0	1	0	1	1	0	0	1	2	0	1	1	-8			
1	Derin Saran	17:30	3-5	0-1	2-4	0	1	1	1	4	8	0	1	1	0	0	-9			
13	Hayden Welling	02:56	0-0	0-0	0-0	0	0	0	1	0	0	0	0	1	0	0	-1			
31	Dean Keeler	12:58	2-5	0-0	3-5	0	2	2	3	4	7	1	1	0	0	0	-7			
0	Dylan Thoerner	11:58	0-2	0-2	0-0	0	1	1	0	0	0	0	1	0	0	0	4			
43	Akiva McBirney-Griffin	04:24	1-1	0-0	0-0	0	0	0	1	0	2	0	0	0	0	0	1			
10	Ofure Ujadughele	10:57	1-1	0-0	0-0	1	3	4	4	0	2	0	3	1	0	0	-4			
Team						1	0	1			0									
Totals			23:55	2-12	16-26	7	24	31	21	19	64	11	15	7	1	3	8			

Technical Fouls: NONE

Shooting By Period		
1 st FG%	10-25	40.0%
3PT%	1-5	20.0%
FT%	3-8	37.5%
2 nd FG%	13-30	43.3%
3PT%	1-7	14.3%
FT%	13-18	72.2%
GM FG%	23-55	41.8%
3PT%	2-12	16.7%
FT%	16-26	61.5%

Dead Ball Rebounds: 10, 1

San Jose St. - 72

Record: 1-0

NO.	Name	Min	FG		3P		FT		Rebounds			Fouls		TP	AS	TO	ST	Blocks		+/-
			M-A	M-A	M-A	M-A	OR	DR	TOT	PF	FD	BS	BA							
5	Tibet Gorener	32:33	4-8	3-4	6-6	2	3	5	0	3	17	0	4	0	1	0	1			
15	Trey Anderson	33:37	7-9	2-3	3-4	0	4	4	2	6	19	2	0	2	1	0	18			
4	Adrame Diongue	14:56	3-4	0-0	0-0	1	3	4	5	0	6	1	1	1	0	0	0			
0	Myron Arney, Jr.	28:08	3-8	0-2	6-6	0	5	5	1	5	12	1	2	2	0	0	8			
13	Alvaro Cardenas	35:15	4-11	1-4	2-3	1	1	2	3	4	11	7	2	2	0	1	5			
6	Latrell Davis	13:56	0-1	0-0	0-2	1	2	3	1	1	0	1	1	0	0	0	0			
21	William Humer	25:04	2-8	1-7	2-2	0	4	4	4	2	7	1	3	0	0	0	8			
2	Rickey Mitchell Jr.	03:40	0-1	0-1	0-0	0	0	0	2	0	0	0	1	0	0	0	1			
25	Ryen Perry	12:51	0-0	0-0	0-0	0	2	2	1	0	0	0	0	0	1	0	-4			
Team						0	1	1			0									
Totals			23:50	7-21	19-23	5	25	30	19	21	72	13	15	7	3	1	8			

Technical Fouls: NONE

Shooting By Period		
1 st FG%	9-23	39.1%
3PT%	2-8	25.0%
FT%	4-6	66.7%
2 nd FG%	14-27	51.9%
3PT%	5-13	38.5%
FT%	15-17	88.2%
GM FG%	23-50	46.0%
3PT%	7-21	33.3%
FT%	19-23	82.6%

Dead Ball Rebounds: 1, 0

	UCI	SJSU
Biggest lead	3 (1 st 19:31)	13 (2 nd 12:12)
Best Scoring Run	7 (2 nd 10:01)	9 (2 nd 12:12)
Lead Changes	5	
Times Tied	4	
Time with Lead	02:10	33:43

Points from	UCI	SJSU
Turnovers	13	13
Paint	38	24
Second Chance	9	2
Fast Breaks	10	10
Bench	19	7

Period by Period Scoring			
	1st	2nd	TOT
UCI	24	40	64
SJSU	24	48	72



Returning to action in 2023-24 after playing just nine games before an injury sidelined him for the rest of the season

One of four scorers in double-figures in the win over UC Irvine

12 points against UC Irvine and was 6-for-6 from the free throw line

Season Highs	Career Highs
12, vs UC Irvine, 11/7	Points..... 32, Bethesda, 1/8/22
3, vs UC Irvine, 11/7	FG Made..... 13, Bethesda, 1/8/22
8, vs UC Irvine, 11/7	FG Attempted..... 21, Bethesda, 1/8/22
	3pt Made..... 5, Three games
2, vs UC Irvine, 11/7	3pt Attempted..... 9, Bethesda, 1/8/22
6, vs UC Irvine, 11/7	FT Made..... 7, Two games
6, vs UC Irvine, 11/7	FT Attempted..... 8, Two games
5, vs UC Irvine, 11/7	Rebounds....12, San Diego St., 2/9/22
1, vs UC Irvine, 11/7	Assists.....4, Utah State, 3/4/22
	Blocks..... 2, at UNLV, 1/22/22
2, vs UC Irvine, 11/7	Steals..... 4, at Air Force, 3/1/22

#0

Myron (MJ)

Amey

G • 6-2 • 185 • JR

Vacaville, Calif./

Scotland Prep

Two steals in the win over UC Irvine

Opponent	Date	Score	W	Total		3-Pointers		Free throws		Rebounds				PF	A	TO	BLK	STL	PTS	AVG
				FG-FGA	PCT	3FG-3FGA	PCT	FT-FTA	PCT	OFF	DEF	TOT	AVG							
UC Irvine	11/07/2023	72-64	W	23-50	.460	7-21	.333	19-23	.826	5	25	30	30.0	19	13	15	3	7	72	72.0
Total		72		23-50	.460	7-21	.333	19-23	.826	5	25	30	30.0	19	13	15	3	7	72	72.0
Opponents		64		23-55	.418	2-12	.167	16-26	.615	7	24	31	31.0	21	11	15	1	7	64	64.0

San Jose St. Averages

Games Played	Points/game	FG Pct	3FG Pct	FT Pct	Rebounds/game	Assists/game	Turnovers/game	Assist/Turnover ratio	Steals/game	Blocks/game
1	72.0	46.0	33.3	82.6	30.0	13.0	15.0	0.9	7.0	3.0

20+ Point Games (4)

- 32 - vs. Bethesda, 1/8/22
- 24 - at Boise State, 2/5/22
- 23 - vs. UNLV, 1/17/22
- 23 - vs. San Diego St., 2/9/22

10+ Rebounds (1)

- 12 - vs. San Diego St., 2/9/22

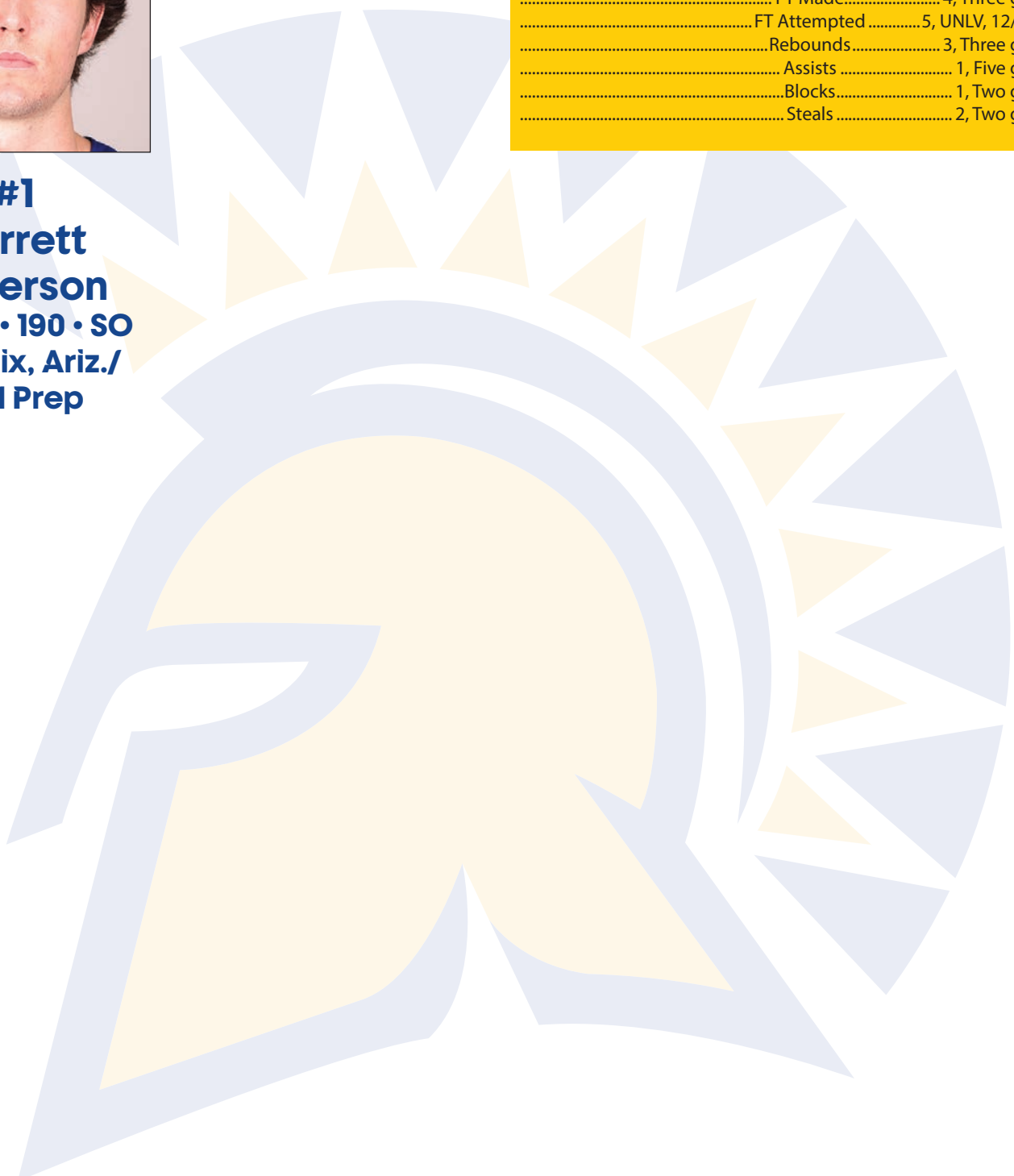
SEASON	TEAM	GP-GS	MIN/AVG	Field Goals		3-Point		F-Throws		Rebounds				Scoring						
				FG-FGA	FG%	3FG-3FGA	3FG%	FT-FTA	FT%	OFF	DEF	TOT	AVG	PF	FO	A	TO	BLK	STL	PTS
2021-22	SJSU	25-4	453/18.1	86-196	.439	32-85	.376	32-44	.727	19	54	73	2.9	22-0	21	32	3	18	236	9.4
2022-23	SJSU	9-0	117/13.0	18-48	.375	7-22	.318	7-9	.778	1	9	10	1.1	8-0	7	8	1	3	50	5.6
2023-24	SJSU	1-1	28/28.1	3-8	.375	0-2	.000	6-6	1.000	0	5	5	5.0	1-0	1	2	0	2	12	12.0
TOTAL		35-5	599/17.1	107-252	.425	39-109	.358	45-59	.763	20	68	88	2.5	31-0	29	42	4	23	298	8.5



Currently out to start the season due to an injury

Season Highs.....	Career Highs
..... Points... 13, vs. Boise State, 2/25/23	
..... FG Made 3, Three games	
..... FG Att... 10, vs. Boise State, 2/25/23	
..... 3pt Made ..3, vs. Boise State, 2/25/23	
..... 3pt Att.....9, vs. Boise State, 2/25/23	
..... FT Made..... 4, Three games	
..... FT Attempted5, UNLV, 12/28/22	
..... Rebounds..... 3, Three games	
..... Assists 1, Five games	
..... Blocks..... 1, Two games	
..... Steals 2, Two games	

#1
Garrett
Anderson
G • 6-6 • 190 • SO
Phoenix, Ariz./
PHH Prep



SEASON	TEAM	GP-GS	MIN/AVG	Field Goals		3-Point		F-Throws		Rebounds				Scoring						
				FG-FGA	FG%	3FG-3FGA	3FG%	FT-FTA	FT%	OFF	DEF	TOT	AVG	PF	FO A	TO	BLK	STL	PTS	AVG
2022-23	SJSU	30-0	269/9.0	26-83	.313	14-48	.292	18-22	.818	7	23	30	1.0	19-0	5	9	2	8	84	2.8
TOTAL		30-0	269/9.0	26-83	.313	14-48	.292	18-22	.818	7	23	30	1.0	19-0	5	9	2	8	84	2.8



Made his collegiate debut against UC Irvine

Season Highs	Career Highs
Points	
FG Made	
1, vs UC Irvine, 11/7	1, vs UC Irvine, 11/7
FG Attempted	
3pt Made	
1, vs UC Irvine, 11/7	1, vs UC Irvine, 11/7
3pt Attempted	
FT Made	
FT Att	
Rebounds	
Assists	
Blocks	
Steals	

#2
Rickey Mitchell Jr.
G • 6-4 • 172 • FR
Aurora, Colo./ Smoky Hill HS

Opponent	Date	GS	MIN	Total		3-Pointers		Free throws		Rebounds				Other						
				FG-FGA	PCT	3FG-3FGA	PCT	FT-FTA	PCT	OFF	DEF	TOT	AVG	PF	A	TO	BLK	STL	PTS	AVG
UC Irvine	11/07/2023		03:40	0-1	.000	0-1	.000	0-0	.000	0	0	0	0.0	2	0	1	0	0	0	0.0
Totals		0	03:40	0-1	.000	0-1	.000	0-0	.000	0	0	0	0.0	2	0	1	0	0	0	0.0

Player Averages

Games Played	Minutes/game	Points/game	FG Pct	3FG Pct	FT Pct	Rebounds/game	Assists/game	Turnovers/game	Assist/Turnover ratio	Steals/game	Blocks/game
1	3.7	0.0	0.0	0.0	0.0	0.0	0.0	1.0	0.0	0.0	0.0

SEASON	TEAM	GP-GS	MIN/AVG	Field Goals		3-Point		F-Throws		Rebounds				Scoring							
				FG-FGA	FG%	3FG-3FGA	3FG%	FT-FTA	FT%	OFF	DEF	TOT	AVG	PF	FO	A	TO	BLK	STL	PTS	AVG
2023-24	SJSU	1-0	4/3.7	0-1	.000	0-1	.000	0-0	.000	0	0	0	0.0	2	0	0	1	0	0	0	0.0
TOTAL		1-0	4/3.7	0-1	.000	0-1	.000	0-0	.000	0	0	0	0.0	2	0	0	1	0	0	0	0.0



Made his San José State debut against UC Irvine
 Scored six points, all dunks, against UC Irvine
 Grabbed four rebounds

Season Highs.....	Career Highs
6, vs. UC Irvine, 11/7	Points..... 6, Two games
3, vs. UC Irvine, 11/7	FG Made.....3, vs. UC Irvine, 11/7/23
4, vs. UC Irvine, 11/7	FG Att..... 4, Two games
.....	3pt Made
.....	3pt Att...1, at Prairie View, 11/15/22
.....	FT Made..4, at Prairie View, 11/15/22
.....	FT Att....6, at Prairie View, 11/15/22
4, vs. UC Irvine, 11/7	Rebounds..... 8, at Hawaii, 12/23/22
1, vs. UC Irvine, 11/7	Assists
.....	Blocks..... 3, Two games
1, vs. UC Irvine, 11/7	Steals
.....	1, Seven games

#4
Adrame
Diongue
C • 7-0 • 190 • SO
Dakar, Senegal/
Washington State

3+ Block Games (2)
 3 - UCLA, 12/30/22
 3 - Arizona, 1/26/23

Opponent	Date	GS	MIN	Total		3-Pointers		Free throws		Rebounds				PF	A	TO	BLK	STL	PTS	AVG
				FG-FGA	PCT	3FG-3FGA	PCT	FT-FTA	PCT	OFF	DEF	TOT	AVG							
UC Irvine	11/07/2023	*	14:56	3-4	.750	0-0	.000	0-0	.000	1	3	4	4.0	5	1	1	0	1	6	6.0
Totals		1	14:56	3-4	.750	0-0	.000	0-0	.000	1	3	4	4.0	5	1	1	0	1	6	6.0

Player Averages												
Games Played	Minutes/ game	Points/ game	FG Pct	3FG Pct	FT Pct	Rebounds/ game	Assists/ game	Turnovers/ game	Assist/Turnover ratio	Steals/ game	Blocks/ game	
1	14.9	6.0	75.0	0.0	0.0	4.0	1.0	1.0	1.0	1.0	0.0	

				Field Goals		3-Point		F-Throws		Rebounds				Scoring						
SEASON	TEAM	GP-GS	MIN/AVG	FG-FGA	FG%	3FG-3FGA	3FG%	FT-FTA	FT%	OFF	DEF	TOT	AVG	PF-FO	A	TO	BLK	STL	PTS	AVG
2022-23	WSU	23-0	146/6.4	10-19	.526	0-1	.000	10-17	.588	18	24	42	1.8	32-0	4	15	12	6	30	1.3
2023-24	SJSU	1-1	15/14.9	3-4	.750	0-0	.000	0-0	.000	1	3	4	4.0	5-1	1	1	0	1	6	6.0
TOTAL FOR SJSU		1-1	15/14.9	3-4	.750	0-0	.000	0-0	.000	1	3	4	4.0	5-1	1	1	0	1	6	6.0
TOTAL		24-1	161/6.7	13-23	.565	0-1	.000	10-17	.588	19	27	46	1.9	37-1	5	16	12	7	36	1.5



Ranks 9th all-time in three-point field goals attempted with 338

Second in scoring in the win over UC Irvine with 17 point

Perfect from the free throw line (6-6) against UC Irvine

Season Highs.....Career Highs
 17, vs. UC Irvine, 11/7Points..... 23 Bethesda, 1/8/22
 4, vs. UC Irvine, 11/7FG Made8, Bethesda, 1/8/22
 8, vs. UC Irvine, 11/7FG Attempted... 14, at Nevada, 2/21/23
 3, vs. UC Irvine, 11/73pt Made6, at Utah State, 1/21/23
 4, vs. UC Irvine, 11/73pt Att 12, at Nevada, 2/21/23
 6, vs. UC Irvine, 11/7FT Made.....6, vs. UC Irvine, 11/7
 6, vs. UC Irvine, 11/7FT Attempted6, vs. UC Irvine, 11/7
 5, vs. UC Irvine, 11/7Rebounds..... 9, Two games
 Assists 3, Three games
 1, vs. UC Irvine, 11/7Blocks..... 2, Two games
 Steals 2, Four games

**#5
Tibet
Gorener**
F • 6-9 • 200 • JR
**Istanbul, Turkey/
Arizona**

20+ Point Games (2)
 23 - vs. Bethesda, 1/8/22
 20 - at Utah State, 1/21/23

Opponent	Date	GS	MIN	Total		3-Pointers		Free throws		Rebounds				PF A TO BLK STL PTS AVG						
				FG-FGA	PCT	3FG-3FGA	PCT	FT-FTA	PCT	OFF	DEF	TOT	AVG	PF	A	TO	BLK	STL	PTS	AVG
UC Irvine	11/07/2023	*	32:33	4-8	.500	3-4	.750	6-6	1.000	2	3	5	5.0	0	0	4	1	0	17	17.0
Totals		1	32:33	4-8	.500	3-4	.750	6-6	1.000	2	3	5	5.0	0	0	4	1	0	17	17.0

Player Averages

Games Played	Minutes/game	Points/game	FG Pct	3FG Pct	FT Pct	Rebounds/game	Assists/game	Turnovers/game	Assist/Turnover ratio	Steals/game	Blocks/game
1	32.5	17.0	50.0	75.0	100.0	5.0	0.0	4.0	0.0	0.0	1.0

SEASON	TEAM	GP-GS	MIN/AVG	Field Goals		3-Point		F-Throws		Rebounds				Scoring						
				FG-FGA	FG%	3FG-3FGA	3FG%	FT-FTA	FT%	OFF	DEF	TOT	AVG	PF-FO	A	TO	BLK	STL	PTS	AVG
2020-21	UA	8-0	30/3.7	3-9	.333	3-9	.333	0-0	.000	0	6	6	0.8	4-0	1	3	0	0	9	1.1
2021-22	SJSU	30-23	810/27.0	78-221	.353	54-171	.316	18-29	.621	10	86	96	3.2	48-0	26	26	4	14	228	7.6
2022-23	SJSU	34-0	692/20.4	74-210	.352	54-163	.331	12-20	.600	16	56	72	2.1	41-0	20	20	7	11	214	6.3
2023-24	SJSU	1-1	33/32.5	4-8	.500	3-4	.750	6-6	1.000	2	3	5	5.0	0-0	0	4	1	0	17	17.0
TOTAL FOR SJSU		65-24	1534/23.6	156-439	.355	111-338	.328	36-55	.655	28	145	173	2.7	89-0	46	50	12	25	459	7.1
TOTAL		73-24	1564/21.4	159-448	.355	114-347	.329	36-55	.655	28	151	179	2.5	93-0	47	53	12	25	468	6.4



Made his San José State debut against UC Irvine

Dished out an assist to Adrame Di-ongue for one of his dunks

Grabbed three rebounds

Season Highs	Career Highs
.....Points.....Points.....
.....FG Made.....FG Made.....
1, vs. UC Irvine, 11/7	1, vs. UC Irvine, 11/7
.....FG Attempted.....FG Attempted.....
.....3pt Made.....3pt Made.....
.....3pt Attempted.....3pt Attempted.....
.....FT Made.....FT Made.....
2, vs. UC Irvine, 11/7	2, vs. UC Irvine, 11/7
.....FT Att.....FT Att.....
3, vs. UC Irvine, 11/7	3, vs. UC Irvine, 11/7
.....Rebounds.....Rebounds.....
1, vs. UC Irvine, 11/7	1, vs. UC Irvine, 11/7
.....Assists.....Assists.....
.....Blocks.....Blocks.....
.....Steals.....Steals.....

#6
Latrell
Davis
G • 6-2 • 195 • FR
Leeds,
Great Britain/
First Baptist
Academy (Fla.)

Opponent	Date	GS	MIN	Total		3-Pointers		Free throws		Rebounds				PF	A	TO	BLK	STL	PTS	AVG
				FG-FGA	PCT	3FG-3FGA	PCT	FT-FTA	PCT	OFF	DEF	TOT	AVG							
UC Irvine	11/07/2023		13:56	0-1	.000	0-0	.000	0-2	.000	1	2	3	3.0	1	1	1	0	0	0	0.0
Totals		0	13:56	0-1	.000	0-0	.000	0-2	.000	1	2	3	3.0	1	1	1	0	0	0	0.0

Player Averages

Games Played	Minutes/game	Points/game	FG Pct	3FG Pct	FT Pct	Rebounds/game	Assists/game	Turnovers/game	Assist/Turnover ratio	Steals/game	Blocks/game
1	13.9	0.0	0.0	0.0	0.0	3.0	1.0	1.0	1.0	0.0	0.0

SEASON	TEAM	GP-GS	MIN/AVG	Field Goals		3-Point		F-Throws		Rebounds				Scoring						
				FG-FGA	FG%	3FG-3FGA	3FG%	FT-FTA	FT%	OFF	DEF	TOT	AVG	PF-FO	A	TO	BLK	STL	PTS	AVG
2023-24	SJSU	1-0	14/13.9	0-1	.000	0-0	.000	0-2	.000	1	2	3	3.0	1-0	1	1	0	0	0	0.0
TOTAL		1-0	14/13.9	0-1	.000	0-0	.000	0-2	.000	1	2	3	3.0	1-0	1	1	0	0	0	0.0



Season Highs.....	Career Highs
.....	Points.....
.....	FG Made.....
.....	FG Attempted.....
.....	3pt Made.....
.....	3pt Attempted.....
.....	FT Made.....
.....	FT Att.....
.....	Rebounds.....
.....	Assists.....
.....	Blocks.....
.....	Steals.....

#7
Pasha
Goodarzi
G • 6-3 • 190 • FR
Los Gatos, Calif./
Valley Christian
HS





Currently unavailable due to injury

Season Highs.....	Career Highs
.....Points.....
.....FG Made.....
.....FG Attempted.....
.....3pt Made.....
.....3pt Attempted.....
.....FT Made.....
.....FT Att.....
.....Rebounds.....
.....Assists.....
.....Blocks.....
.....Steals.....

#8

Iggy Mitchell
G • 6-2 • 200 • FR
Sydney, Australia/





Team Captain
 Scored 11 points in the win over UC Irvine
 Dished out a team-best seven assists and grabbed two steals

Season Highs.....Career Highs
 11, vs. UC Irvine, 11/7Points... 22, vs. So. Indiana, 3/18/23
 4, vs. UC Irvine, 11/7 FG Made...8, vs. So. Indiana, 3/18/23
 11, vs. UC Irvine, 11/7FG Attempted.....16, Hofstra, 11/17/22
 1, vs. UC Irvine, 11/7 3pt Made 6, Fresno State, 1/10/23
 4, vs. UC Irvine, 11/7 3pt Attempted ... 11, Fresno St., 1/10/23
 2, vs. UC Irvine, 11/7 FT Made..... 5, Two games
 3, vs. UC Irvine, 11/7 FT Att.. 7, at Colorado St., 12/31/22
 2, vs. UC Irvine, 11/7Rebounds.....8, Bethesda, 1/8/22
 7, vs. UC Irvine, 11/7 Assists 9, Fresno State, 1/10/23
 0, vs. UC Irvine, 11/7Blocks..... 1, Four games
 2, vs. UC Irvine, 11/7 Steals 3, Five games

#13
Alvaro
Cardenas
G • 6-1 • 180 • JR
Granada, Spain/
Get Better
Academy

Opponent	Date	GS	MIN	Total		3-Pointers		Free throws		Rebounds				PF	A	TO	BLK	STL	PTS	AVG
				FG-FGA	PCT	3FG-3FGA	PCT	FT-FTA	PCT	OFF	DEF	TOT	AVG							
UC Irvine	11/07/2023	*	35:15	4-11	.364	1-4	.250	2-3	.667	1	1	2	2.0	3	7	2	0	2	11	11.0
Totals		1	35:15	4-11	.364	1-4	.250	2-3	.667	1	1	2	2.0	3	7	2	0	2	11	11.0

Player Averages

Games Played	Minutes/game	Points/game	FG Pct	3FG Pct	FT Pct	Rebounds/game	Assists/game	Turnovers/game	Assist/Turnover ratio	Steals/game	Blocks/game
1	35.3	11.0	36.4	25.0	66.7	2.0	7.0	2.0	3.5	2.0	0.0


20+ Point Games (2)

- 22 - vs. So. Indiana, 3/18/23
- 20 - vs. Fresno St., 1/10/23

5+ Assists Games (13)

- 9 - vs. Fresno State, 1/10/23
- 7 - at Cal Baptist, 11/18/21
- 7 - vs. Bethesda, 1/8/22
- 7 - vs. Bethesda, 11/12/22
- 6 - at New Mexico, 1/17/23
- 6 - at Nevada, 2/21/23
- 6 - vs. San Diego St., 3/10/23
- 5 - vs. Air Force, 1/25/22
- 5 - at San Diego St., 2/25/22
- 5 - at Air Force, 3/1/22
- 5 - vs. Hofstra, 11/17/22
- 5 - vs. Oakland, 11/26/22
- 5 - vs. Colorado St., 2/28/23

SEASON	TEAM	GP-GS	MIN/AVG	Field Goals		3-Point		F-Throws		Rebounds				Scoring						
				FG-FGA	FG%	3FG-3FGA	3FG%	FT-FTA	FT%	OFF	DEF	TOT	AVG	PF-FO	A	TO	BLK	STL	PTS	AVG
2021-22	SJSU	31-22	833/26.9	73-172	.424	34-90	.378	21-31	.677	9	66	75	2.4	92-3	81	59	0	29	201	6.5
2022-23	SJSU	35-35	1178/33.7	124-343	.362	55-176	.313	47-61	.770	15	84	99	2.8	77-1	120	69	4	25	350	10.0
2023-24	SJSU	1-1	35/35.3	4-11	.364	1-4	.250	2-3	.667	1	1	2	2.0	3-0	7	2	0	2	11	11.0
TOTAL		67-58	2046/30.5	201-526	.382	90-270	.333	70-95	.737	25	151	176	2.6	172-4	208	130	4	56	562	8.4



Team captain
 Led the team in scoring against UC Irvine with 19 points
 Was 7-for-9 from the field
 Grabbed four rebounds and four steals
 Dished out two assists

Season Highs.....Career Highs
 19, vs. UC Irvine, 11/7Points..... 23, Pacific, 12/11/21
 7, vs. UC Irvine, 11/7FG Made8, Pacific, 12/11/21
 9, vs. UC Irvine, 11/7FG Attempted..... 16, Pacific, 12/11/21
 2, vs. UC Irvine, 11/73pt Made 5, Two games
 3, vs. UC Irvine, 11/73pt Attempted9, Pacific, 12/11/21
 3, vs. UC Irvine, 11/7FT Made.....4, Six games
 4, vs. UC Irvine, 11/7FT Att8, at Fresno State, 1/11/22
 4, vs. UC Irvine, 11/7Rebounds... 12, at Portland, 12/17/21
 Assists 4, Hofstra, 11/17/22
Blocks. 3, vs. San Diego St., 3/10/23
 1, vs. UC Irvine, 11/7 Steals 3, vs. Nevada, 3/9/23

#15
Trey
Anderson
F • 6-7 • 206 • JR
San Diego, Calif./
South Carolina

20+ Points Games (1)
 23 - vs. Pacific, 1/21/21

10+ Rebound Games (2)
 12 - at Portland, 12/17/21
 11 - at N. Colorado, 11/19/22

Opponent	Date	GS	MIN	Total		3-Pointers		Free throws		Rebounds				PF	A	TO	BLK	STL	PTS	AVG
				FG-FGA	PCT	3FG-3FGA	PCT	FT-FTA	PCT	OFF	DEF	TOT	AVG							
UC Irvine	11/07/2023	*	33:37	7-9	.778	2-3	.667	3-4	.750	0	4	4	4.0	2	2	0	1	2	19	19.0
Totals		1	33:37	7-9	.778	2-3	.667	3-4	.750	0	4	4	4.0	2	2	0	1	2	19	19.0

Player Averages

Games Played	Minutes/game	Points/game	FG Pct	3FG Pct	FT Pct	Rebounds/game	Assists/game	Turnovers/game	Assist/Turnover ratio	Steals/game	Blocks/game
1	33.6	19.0	77.8	66.7	75.0	4.0	2.0	0.0	2.0	2.0	1.0

SEASON	TEAM	GP-GS	MIN/AVG	Field Goals		3-Point		F-Throws		Rebounds				Scoring						
				FG-FGA	FG%	3FG-3FGA	3FG%	FT-FTA	FT%	OFF	DEF	TOT	AVG	PF-FO	A	TO	BLK	STL	PTS	AVG
2019-20	USC	8-0	22/2.8	0-7	.000	0-3	.000	2-2	1.000	0	0	0	0.0	2-0	0	0	0	1	2	0.3
2020-21	USC	13-1	93/7.2	14-23	.609	2-8	.250	3-6	.500	9	6	15	1.2	9-0	4	1	0	2	33	2.5
2021-22	SJSU	30-25	800/26.7	95-203	.468	43-95	.453	29-44	.659	33	89	122	4.1	106-6	29	36	6	8	262	8.7
2022-23	SJSU	35-35	863/24.7	68-174	.391	43-113	.381	39-45	.867	24	72	96	2.7	92-1	32	35	11	15	218	6.2
2023-24	SJSU	1-1	34/33.6	7-9	.778	2-3	.667	3-4	.750	0	4	4	4.0	2-0	2	0	1	2	19	19.0
TOTAL FOR SJSU		66-61	1697/25.7	170-386	.440	88-211	.417	71-93	.763	57	165	222	3.4	200-7	63	71	18	25	499	7.6
TOTAL		87-62	1812/20.8	184-416	.442	90-222	.405	76-101	.752	66	171	237	2.7	211-7	67	72	18	28	534	6.1

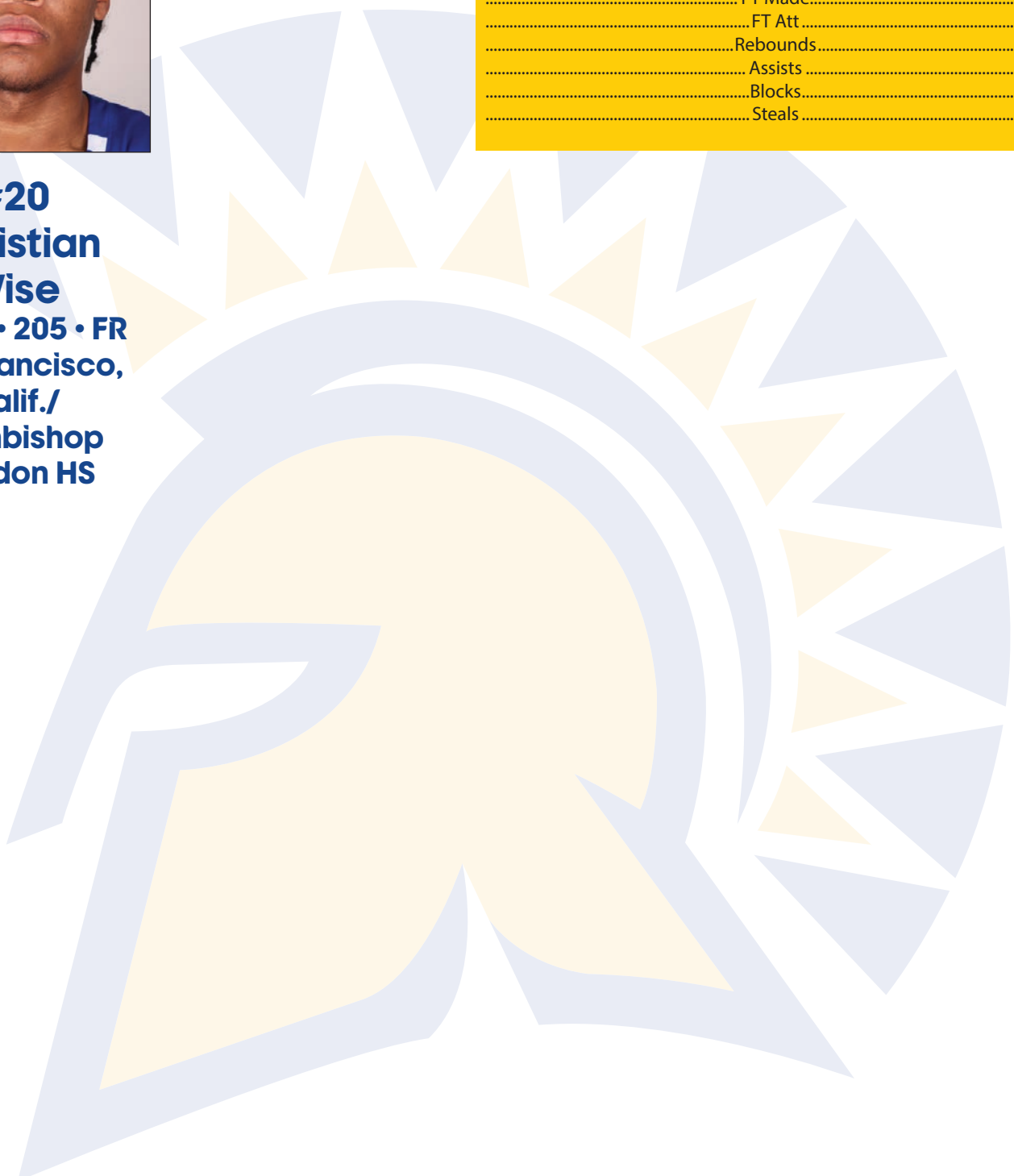


Season Highs.....	Career Highs
.....	Points.....
.....	FG Made.....
.....	FG Attempted.....
.....	3pt Made.....
.....	3pt Attempted.....
.....	FT Made.....
.....	FT Att.....
.....	Rebounds.....
.....	Assists.....
.....	Blocks.....
.....	Steals.....

#20

**Christian
Wise**

**F • 6-6 • 205 • FR
San Francisco,
Calif./
Archbishop
Riordon HS**





Made his Spartan debut against UC Irvine
 Scored seven points off the bench
 Grabbed four rebounds and dished out
 an assist in 25 minutes of action

Season Highs.....	Career Highs
7, vs. UC Irvine, 11/7	Points..... 7, vs. UC Irvine, 11/7
2, vs. UC Irvine, 11/7	FG Made..... 2, vs. UC Irvine, 11/7
8, vs. UC Irvine, 11/7	FG Attempted..... 8, vs. UC Irvine, 11/7
1, vs. UC Irvine, 11/7	3pt Made..... 1, vs. UC Irvine, 11/7
7, vs. UC Irvine, 11/7	3pt Attempted..... 7, vs. UC Irvine, 11/7
2, vs. UC Irvine, 11/7	FT Made..... 2, vs. UC Irvine, 11/7
2, vs. UC Irvine, 11/7	FT Att..... 2, vs. UC Irvine, 11/7
4, vs. UC Irvine, 11/7	Rebounds..... 4, vs. UC Irvine, 11/7
1, vs. UC Irvine, 11/7	Assists..... 1, vs. UC Irvine, 11/7
	Blocks.....
	Steals.....

#21
William
Humer
F • 6-10 • 228 • SO
Sollentuna, Sweden/
McCook CC

Opponent	Date	GS	MIN	Total		3-Pointers		Free throws		Rebounds				PF	A	TO	BLK	STL	PTS	AVG
				FG-FGA	PCT	3FG-3FGA	PCT	FT-FTA	PCT	OFF	DEF	TOT	AVG							
UC Irvine	11/07/2023		25:04	2-8	.250	1-7	.143	2-2	1.000	0	4	4	4.0	4	1	3	0	0	7	7.0
Totals		0	25:04	2-8	.250	1-7	.143	2-2	1.000	0	4	4	4.0	4	1	3	0	0	7	7.0

Player Averages

Games Played	Minutes/game	Points/game	FG Pct	3FG Pct	FT Pct	Rebounds/game	Assists/game	Turnovers/game	Assist/Turnover ratio	Steals/game	Blocks/game
1	25.1	7.0	25.0	14.3	100.0	4.0	1.0	3.0	0.3	0.0	0.0

				Field Goals		3-Point		F-Throws		Rebounds				Scoring						
SEASON	TEAM	GP-GS	MIN/AVG	FG-FGA	FG%	3FG-3FGA	3FG%	FT-FTA	FT%	OFF	DEF	TOT	AVG	PF-FO	A	TO	BLK	STL	PTS	AVG
2023-24	SJSU	1-0	25/25.1	2-8	.250	1-7	.143	2-2	1.000	0	4	4	4.0	4-0	1	3	0	0	7	7.0
TOTAL		1-0	25/25.1	2-8	.250	1-7	.143	2-2	1.000	0	4	4	4.0	4-0	1	3	0	0	7	7.0



Key player off the bench for the Spartans in 2022-23

Team captain

Season Highs	Career Highs
Points	18, vs. Air Force, 1/24/23
FG Made	9, vs. Air Force, 1/24/23
FG Att	12, vs. Air Force, 1/24/23
3pt Made	
3pt Attempted	
FT Made	5, vs. Boise State, 2/25/23
FT Att	8, vs. Boise State, 2/25/23
Rebounds	13, vs. UNLV, 12/28/22
Assists	2, Five games
Blocks	3, at Colorado St., 12/31/22
Steals	3, at New Mexico, 1/17/23

#22
Robert Vaihola
 F • 6-8 • 245 • SO
 San Mateo, Calif./
 Fresno State

10+ Rebounds Games (5)
13 - UNLV, 12/28/22
11 - Boise State, 2/28/23
10 -Bethesda, 11/12/22
10 - at New Mexico, 1/17/23
10 - Air Force, 1/24/23

SEASON	TEAM	GP-GS	MIN/AVG	Field Goals		3-Point		F-Throws		Rebounds				Scoring						
				FG-FGA	FG%	3FG-3FGA	3FG%	FT-FTA	FT%	OFF	DEF	TOT	AVG	PF-FO	A	TO	BLK	STL	PTS	AVG
2021-22	Fresno	22-0	150/6.8	13-17	.765	0-0	.000	6-17	.353	13	30	43	2.0	13-0	5	9	5	1	32	1.5
2022-23	SJSU	35-0	702/20.1	116-163	.712	0-0	.000	34-60	.567	106	122	228	6.5	66-1	19	50	20	14	266	7.6
TOTAL FOR SJSU		35-0	702/20.1	116-163	.712	0-0	.000	34-60	.567	106	122	228	6.5	66-1	19	50	20	14	266	7.6
TOTAL		57-0	853/15.0	129-180	.717	0-0	.000	40-77	.519	119	152	271	4.8	79-1	24	59	25	15	298	5.2

Text Goes Here




Currently out of the lineup due to an injury

Season Highs.....	Career Highs
.....Points.....
.....FG Made.....
.....FG Attempted.....
.....3pt Made.....
.....3pt Attempted.....
.....FT Made.....
.....FT Att.....
.....Rebounds.....
.....Assists.....
.....Blocks.....
.....Steals.....

#23

**Diogo (DJ)
Seixas**

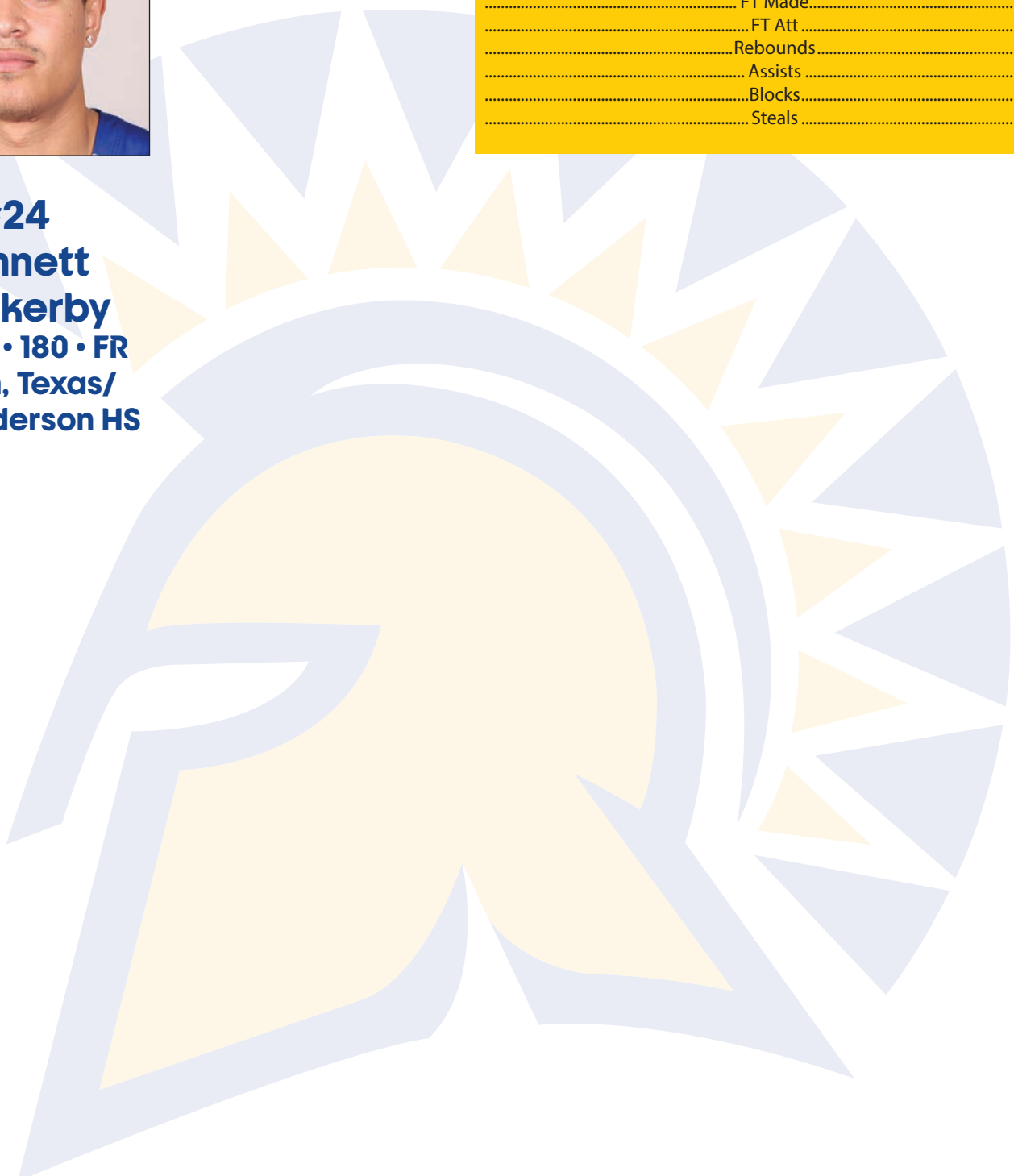
**F • 6-8 • 235 • FR
Lisbon, Portugal/
212 Sports
Academy**





Season Highs.....	Career Highs
.....Points
.....FG Made
.....FG Attempted
.....3pt Made
.....3pt Attempted
.....FT Made.....
.....FT Att
.....Rebounds.....
.....Assists
.....Blocks.....
.....Steals

#24
Bennett
Blackerby
G • 6-0 • 180 • FR
Austin, Texas/
L.C. Anderson HS





Promoted from student manager in November of 2022

Saw time in the UC Irvine game where he blocked a shot and grabbed two rebounds in almost 13 minutes of action

Biggest game of the 2022-23 season in the win at Air Force on March 4 when he played the final 11:35 of the game

Season Highs.....	Career Highs
.....Points	3, at Air Force, 3/4/23
.....FG Made	1, at Air Force, 3/4/23
.....FG Attempted.....	3, vs. So. Ind., 3/18/23
.....3pt Made	1, at Air Force, 3/4/23
.....3pt Attempted	2, vs. So. Ind., 3/18/23
.....FT Made.....	2, vs. North Texas, 11/25/22
.....FT Att	2, vs. North Texas, 11/25/22
2, vs. UC Irvine, 11/7	Rebounds.....
.....	2, Two games
.....	Assists
1, vs. UC Irvine, 11/7	Blocks.....
.....	1, vs. UC Irvine, 11/7
.....	Steals
.....	1, Two games

#25

Ryen

Perry

G • 6-2 • 185 • SR

Placentia, Calif./
Fullerton College

Hit his only 3-pointer of the game to cut the deficit to six points

Opponent	Date	GS	MIN	Total		3-Pointers		Free throws		Rebounds				PF	A	TO	BLK	STL	PTS	AVG
				FG-FGA	PCT	3FG-3FGA	PCT	FT-FTA	PCT	OFF	DEF	TOT	AVG							
UC Irvine	11/07/2023		12:51	0-0	.000	0-0	.000	0-0	.000	0	2	2	2.0	1	0	0	1	0	0	0.0
Totals		0	12:51	0-0	.000	0-0	.000	0-0	.000	0	2	2	2.0	1	0	0	1	0	0	0.0

Player Averages

Games Played	Minutes/ game	Points/ game	FG Pct	3FG Pct	FT Pct	Rebounds/ game	Assists/ game	Turnovers/ game	Assist/Turnover ratio	Steals/ game	Blocks/ game
1	12.9	0.0	0.0	0.0	0.0	2.0	0.0	0.0	0.0	0.0	1.0

SEASON	TEAM	GP-GS	MIN/AVG	Field Goals		3-Point		F-Throws		Rebounds				Scoring						
				FG-FGA	FG%	3FG-3FGA	3FG%	FT-FTA	FT%	OFF	DEF	TOT	AVG	PF-FO	A	TO	BLK	STL	PTS	AVG
2022-23	SJSU	10-0	37/3.7	1-6	.167	1-5	.200	2-2	1.000	1	4	5	0.5	2-0	0	2	0	2	5	0.5
2023-24	SJSU	1-0	13/12.9	0-0	.000	0-0	.000	0-0	.000	0	2	2	2.0	1-0	0	0	1	0	0	0.0
TOTAL		11-0	50/4.5	1-6	.167	1-5	.200	2-2	1.000	1	6	7	0.6	3-0	0	2	1	2	5	0.5