



Officials: Verne Harris, Michael Greenstein, Doug Sturdivan

Bethesda (CA) - 72

Record: 0-4

NO.	Name	Min	FG	3P	FT	Rebounds			Fouls		TP	AS	TO	ST	Blocks		+/-
			M-A	M-A	M-A	OR	DR	TOT	PF	FD					BS	BA	
0	Stephen Perry	G 27:55	5-11	3-7	2-2	0	1	1	2	4	15	1	3	0	0	0	-26
1	Jonathan Joseph	G 21:51	2-4	1-1	5-6	0	0	0	3	2	10	1	0	1	0	2	-20
10	Jonathan Ileleji	G 36:18	11-23	3-9	6-8	0	3	3	1	5	31	0	2	5	0	1	-37
23	Michael Henry	G 20:09	2-7	0-2	0-0	0	2	2	5	2	4	0	3	0	0	2	-21
24	Selah Robins	G 29:16	1-4	0-0	0-0	1	5	6	2	0	2	0	1	0	0	0	-28
4	Amare Chapel	12:37	2-4	1-3	0-0	0	1	1	1	0	5	1	1	0	0	0	-18
21	Andre Wright	24:19	0-2	0-1	0-0	0	4	4	3	1	0	1	1	2	0	0	-31
15	Kizhonie Blunt	02:59	0-0	0-0	0-0	0	1	1	1	0	0	0	1	0	0	0	-3
33	Jayland Reed	11:27	1-4	1-3	0-0	0	1	1	1	0	3	0	1	0	0	0	-16
32	Timmy Yee	09:27	0-0	0-0	0-0	1	0	1	1	0	0	1	2	0	0	0	-17
13	Michael Plumley	03:42	1-2	0-0	0-0	0	0	0	0	0	2	0	0	0	0	0	-8
Team						1	3	4			0		0				
<b>Totals</b>			25-61	9-26	13-16	3	21	24	21	14	72	5	15	8	0	5	-45

Shooting By Period		
1 <sup>st</sup> FG%	17-32	53.1%
3PT%	5-12	41.7%
FT%	8-9	88.9%
2 <sup>nd</sup> FG%	8-29	27.6%
3PT%	4-14	28.6%
FT%	5-7	71.4%
GM FG%	25-61	41.0%
3PT%	9-26	34.6%
FT%	13-16	81.3%

Dead Ball Rebounds: 3, 0

Technical Fouls: Coach 1<sup>st</sup> 3, 4, 0

San Jose St. - 117

Record: 2-0

NO.	Name	Min	FG	3P	FT	Rebounds			Fouls		TP	AS	TO	ST	Blocks		+/-
			M-A	M-A	M-A	OR	DR	TOT	PF	FD					BS	BA	
5	Tibet Gorener	F 25:24	11-15	4-5	0-1	3	6	9	2	2	26	0	1	1	0	0	27
15	Trey Anderson	F 18:08	5-10	2-5	1-1	2	5	7	3	1	13	1	1	0	0	0	27
4	Adrame Diongue	C 19:55	2-4	0-0	0-0	5	6	11	1	1	4	2	4	1	3	0	21
0	Myron Amey Jr.	G 24:22	4-9	2-7	2-3	0	5	5	0	3	12	4	1	2	2	0	26
13	Alvaro Cardenas	G 28:21	5-9	0-1	4-5	0	2	2	2	3	14	8	3	0	0	0	26
21	William Humer	13:58	4-6	0-2	3-3	1	1	2	1	2	11	4	0	0	0	0	10
25	Ryen Perry	14:52	1-1	0-0	0-1	0	1	1	0	2	2	3	2	1	0	0	12
6	Latrell Davis	20:10	4-7	0-2	8-10	2	1	3	2	6	16	3	2	2	0	0	20
2	Rickey Mitchell Jr.	13:58	3-5	1-3	0-0	1	1	2	2	0	7	1	0	2	0	0	17
7	Pasha Goodarzi	11:03	1-4	1-4	0-0	0	2	2	1	0	3	2	0	0	0	0	17
20	Christian Wise	06:07	3-4	0-0	0-0	1	1	2	0	0	6	0	0	0	0	0	14
24	Bennett Blackerby	03:42	1-1	1-1	0-0	0	0	0	0	0	3	0	0	0	0	0	8
Team						0	2	2			0		0				
<b>Totals</b>			44-75	11-30	18-24	15	33	48	14	20	117	28	14	9	5	0	45

Shooting By Period		
1 <sup>st</sup> FG%	19-39	48.7%
3PT%	5-18	27.8%
FT%	13-15	86.7%
2 <sup>nd</sup> FG%	25-36	69.4%
3PT%	6-12	50.0%
FT%	5-9	55.6%
GM FG%	44-75	58.7%
3PT%	11-30	36.7%
FT%	18-24	75.0%

Dead Ball Rebounds: 1, 0

Technical Fouls: NONE

	BETH	SJSU
Biggest lead	0 (1 <sup>st</sup> 20:00)	45 (2 <sup>nd</sup> 0:05)
Best Scoring Run	5 (1 <sup>st</sup> 10:14)	19 (2 <sup>nd</sup> 16:21)
Lead Changes	0	
Times Tied	0	
Time with Lead	00:00	39:47

Points from	BETH	SJSU
Turnovers	13	24
Paint	28	66
Second Chance	5	17
Fast Breaks	7	20
Bench	10	48

	Period by Period Scoring		
	1st	2nd	TOT
BETH	47	25	72
SJSU	56	61	117



**Period 1**

**Quarter Starters:**

<b>SJSU</b>	0 Amey Jr. M	4 Diongue A	5 Gorener T	13 Cardenas A	15 Anderson T
<b>BETH</b>	0 Perry S	1 Joseph J	10 Ileleji J	23 Henry M	24 Robins S

Game Time	SJSU	Score	Diff	BETH
20:00	4 DIONGUE A jumpball won			10 ILELEJI J jumpball lost
19:54	15 ANDERSON T 3pt FG , jump shot missed			
19:48	4 DIONGUE A offensive rebound (1)			
19:47	4 DIONGUE A 2pt FG second chance in the paint, layup made (2)	<b>2-0</b>	<b>2</b>	
19:28				10 ILELEJI J 3pt FG , jump shot blocked
19:28	0 AMEY JR. M block (1)			
19:23	4 DIONGUE A defensive rebound (2)			
19:17	0 AMEY JR. M 3pt FG , jump shot missed			
19:12				23 HENRY M defensive rebound (1)
19:04				10 ILELEJI J 3pt FG , jump shot missed
19:00	4 DIONGUE A defensive rebound (3)			
18:49	5 GORENER T 3pt FG , jump shot made (3)	<b>5-0</b>	<b>5</b>	
18:49	13 CARDENAS A assist (1)			
18:35		<b>5-2</b>	<b>3</b>	23 HENRY M 2pt FG in the paint, layup made (2)
18:19	4 DIONGUE A 2pt FG in the paint, layup missed			
18:15				23 HENRY M defensive rebound (2)
18:13	5 GORENER T steal (1)			23 HENRY M turnover bad pass (1)
18:04	5 GORENER T 2pt FG from turnover outside the paint, jump shot missed			
17:59	4 DIONGUE A offensive rebound (4)			
17:44	5 GORENER T 3pt FG from turnover second chance, jump shot missed			
17:41				10 ILELEJI J defensive rebound (1)
17:35				10 ILELEJI J 2pt FG in the paint, layup missed
17:32	5 GORENER T defensive rebound (1)			
17:26	5 GORENER T 2pt FG in the paint, layup made (5)	<b>7-2</b>	<b>5</b>	
17:26	0 AMEY JR. M assist (1)			
17:26	5 GORENER T foul drawn (1)			24 ROBINS S foul shooting (1 - 1)
17:26	0 AMEY JR. M substitution out			
17:26	4 DIONGUE A substitution out			
17:26	21 HUMER W substitution in			
17:26	25 PERRY R substitution in			
17:26	5 GORENER T free throw 1 - 1 missed			
17:24	5 GORENER T offensive rebound (2)			
17:16	5 GORENER T 2pt FG second chance in the paint, dunk, made (7)	<b>9-2</b>	<b>7</b>	
17:16	15 ANDERSON T assist (1)			
16:48	13 CARDENAS A foul personal (1 - 1)			0 PERRY S foul drawn (1)
16:48	15 ANDERSON T substitution out			
16:48	6 DAVIS L substitution in			
16:35		<b>9-4</b>	<b>5</b>	0 PERRY S 2pt FG outside the paint, step back jump shot made (2)
16:10	5 GORENER T 2pt FG in the paint, floating jump shot made (9)	<b>11-4</b>	<b>7</b>	
15:46				0 PERRY S turnover travel (1)



Official Basketball Play by Play - First Half  
**Bethesda (CA) at San Jose St.**  
 11/09/23 Provident Credit Union Event Center, San Jose, CA  
 2023-24 Men's Basketball

**Game Time:** 8:00 PM  
**Game Duration:** 1:41  
**Attendance:** 1,484

**Officials:** Verne Harris, Michael Greenstein, Doug Sturdivan

Game Time	SJSU	Score	Diff	BETH
15:46	Timeout media			
15:46	5 GORENER T substitution out			
15:46	13 CARDENAS A substitution out			
15:46	0 AMEY JR. M substitution in			
15:46	15 ANDERSON T substitution in			
15:26	0 AMEY JR. M 3pt FG from turnover, jump shot made (3)	<b>14-4</b>	<b>10</b>	
15:26	21 HUMER W assist (1)			
15:18		<b>14-6</b>	<b>8</b>	23 HENRY M 2pt FG outside the paint, jump shot made (4)
15:18				0 PERRY S assist (1)
15:00	15 ANDERSON T 3pt FG , jump shot missed			
14:57	6 DAVIS L offensive rebound (1)			
14:54	0 AMEY JR. M 3pt FG second chance, jump shot missed			
14:51	15 ANDERSON T offensive rebound (1)			
14:44	6 DAVIS L foul drawn (1)			1 JOSEPH J foul shooting (1 - 2)
14:44	6 DAVIS L free throw 1 - 2 made (1)	<b>15-6</b>	<b>9</b>	
14:44	21 HUMER W substitution out			
14:44	4 DIONGUE A substitution in			
14:44	6 DAVIS L free throw 2 - 2 made (2)	<b>16-6</b>	<b>10</b>	
14:21				1 JOSEPH J 2pt FG in the paint, jump shot blocked
14:21	4 DIONGUE A block (1)			
14:16	0 AMEY JR. M defensive rebound (1)			
14:15	0 AMEY JR. M 2pt FG in the paint, layup made (5)	<b>18-6</b>	<b>12</b>	
14:15	25 PERRY R assist (1)			
14:15	0 AMEY JR. M foul drawn (1)			24 ROBINS S foul shooting (2 - 3)
14:15	0 AMEY JR. M free throw 1 - 1 made (6)	<b>19-6</b>	<b>13</b>	
14:06	25 PERRY R steal (1)			10 ILELEJI J turnover lost ball (1)
14:01	4 DIONGUE A turnover travel (1)			
14:01				1 JOSEPH J substitution out
14:01				4 CHAPEL A substitution in
13:37				23 HENRY M 2pt FG from turnover in the paint, layup blocked
13:37	4 DIONGUE A block (2)			
13:32	15 ANDERSON T defensive rebound (2)			
13:26	6 DAVIS L turnover bad pass (1)			10 ILELEJI J steal (1)
13:20		<b>19-8</b>	<b>11</b>	10 ILELEJI J 2pt FG fast break from turnover in the paint, layup made (2)
13:10	0 AMEY JR. M 3pt FG , jump shot missed			
13:06	15 ANDERSON T offensive rebound (3)			
13:05	15 ANDERSON T 2pt FG second chance in the paint, layup missed			
13:01				10 ILELEJI J defensive rebound (2)
12:57				10 ILELEJI J 2pt FG in the paint, floating jump shot missed
12:53	0 AMEY JR. M defensive rebound (2)			
12:52	15 ANDERSON T 2pt FG in the paint, layup made (2)	<b>21-8</b>	<b>13</b>	
12:52	0 AMEY JR. M assist (2)			
12:52	15 ANDERSON T foul drawn (1)			0 PERRY S foul shooting (1 - 4)
12:52				23 HENRY M substitution out
12:52				21 WRIGHT A substitution in
12:52	15 ANDERSON T free throw 1 - 1 made (3)	<b>22-8</b>	<b>14</b>	
12:38		<b>22-11</b>	<b>11</b>	0 PERRY S 3pt FG , jump shot made (5)
12:38				4 CHAPEL A assist (1)



Official Basketball Play by Play - First Half  
**Bethesda (CA) at San Jose St.**  
 11/09/23 Provident Credit Union Event Center, San Jose, CA  
 2023-24 Men's Basketball

**Game Time:** 8:00 PM  
**Game Duration:** 1:41  
**Attendance:** 1,484

**Officials:** Verne Harris, Michael Greenstein, Doug Sturdivan

Game Time	SJSU	Score	Diff	BETH
12:28	25 PERRY R foul drawn (1)			10 ILELEJI J foul personal (1 - 5)
12:21	15 ANDERSON T 2pt FG in the paint, hook shot missed			
12:17				24 ROBINS S defensive rebound (1)
11:57				0 PERRY S 3pt FG , jump shot missed
11:53	15 ANDERSON T defensive rebound (4)			
11:42	25 PERRY R 2pt FG in the paint, driving layup made (2)	<b>24-11</b>	<b>13</b>	
11:42	6 DAVIS L assist (1)			
11:34				Timeout 30 Sec
11:34	Timeout media			
11:34	0 AMEY JR. M substitution out			
11:34	4 DIONGUE A substitution out			
11:34	6 DAVIS L substitution out			
11:34	15 ANDERSON T substitution out			
11:34	25 PERRY R substitution out			
11:34	2 MITCHELL JR. R substitution in			
11:34	5 GORENER T substitution in			
11:34	7 GOODARZI P substitution in			
11:34	13 CARDENAS A substitution in			
11:34	21 HUMER W substitution in			
11:18				24 ROBINS S 2pt FG outside the paint, jump shot missed
11:15				offensive rebound (6)
11:15				24 ROBINS S substitution out
11:15				1 JOSEPH J substitution in
11:09		<b>24-13</b>	<b>11</b>	10 ILELEJI J 2pt FG second chance in the paint, layup made (4)
10:59	7 GOODARZI P 3pt FG , jump shot missed			
10:55				21 WRIGHT A defensive rebound (1)
10:47				10 ILELEJI J 2pt FG in the paint, layup missed
10:43	5 GORENER T defensive rebound (3)			
10:38	7 GOODARZI P 3pt FG , jump shot missed			
10:35				0 PERRY S defensive rebound (1)
10:28		<b>24-15</b>	<b>9</b>	0 PERRY S 2pt FG in the paint, layup made (7)
10:18	13 CARDENAS A turnover lost ball (1)			21 WRIGHT A steal (1)
10:14	5 GORENER T foul shooting (1 - 2)			0 PERRY S foul drawn (2)
10:14				1 JOSEPH J free throw fast break 1 - 2 missed
10:14				offensive dead ball rebound (1)
10:14		<b>24-16</b>	<b>8</b>	1 JOSEPH J free throw fast break 2 - 2 made (1)
10:05	5 GORENER T 3pt FG , jump shot made (12)	<b>27-16</b>	<b>11</b>	
10:05	7 GOODARZI P assist (1)			
09:51		<b>27-18</b>	<b>9</b>	1 JOSEPH J 2pt FG in the paint, layup made (3)
09:41	21 HUMER W 2pt FG in the paint, layup made (2)	<b>29-18</b>	<b>11</b>	
09:41	7 GOODARZI P assist (2)			
09:41	21 HUMER W foul drawn (1)			4 CHAPEL A foul shooting (1 - 6)
09:41				0 PERRY S substitution out
09:41				23 HENRY M substitution in
09:41	21 HUMER W free throw 1 - 1 made (3)	<b>30-18</b>	<b>12</b>	
09:23		<b>30-21</b>	<b>9</b>	1 JOSEPH J 3pt FG , jump shot made (6)
09:13	2 MITCHELL JR. R 3pt FG , jump shot missed			
09:06	21 HUMER W offensive rebound (1)			



Official Basketball Play by Play - First Half  
**Bethesda (CA) at San Jose St.**  
 11/09/23 Provident Credit Union Event Center, San Jose, CA  
 2023-24 Men's Basketball

**Game Time:** 8:00 PM  
**Game Duration:** 1:41  
**Attendance:** 1,484

**Officials:** Verne Harris, Michael Greenstein, Doug Sturdivan

Game Time	SJSU	Score	Diff	BETH
09:06	21 HUMER W 2pt FG second chance in the paint, layup made (5)	<b>32-21</b>	<b>11</b>	
08:42		<b>32-23</b>	<b>9</b>	4 CHAPEL A 2pt FG in the paint, hook shot made (2)
08:29	2 MITCHELL JR. R 3pt FG , jump shot made (3)	<b>35-23</b>	<b>12</b>	
08:29	13 CARDENAS A assist (2)			
08:12				4 CHAPEL A 3pt FG , jump shot missed
08:08	13 CARDENAS A defensive rebound (1)			
08:01	21 HUMER W 2pt FG in the paint, layup made (7)	<b>37-23</b>	<b>14</b>	
08:01	13 CARDENAS A assist (3)			
07:56				Timeout 30 Sec
07:56				Timeout media
07:56				4 CHAPEL A substitution out
07:56				15 BLUNT K substitution in
07:44	21 HUMER W foul shooting (1 - 3)			1 JOSEPH J foul drawn (1)
07:44		<b>37-24</b>	<b>13</b>	1 JOSEPH J free throw 1 - 2 made (7)
07:44		<b>37-25</b>	<b>12</b>	1 JOSEPH J free throw 2 - 2 made (8)
07:38	21 HUMER W foul drawn (2)			1 JOSEPH J foul personal (2 - 7)
07:38	21 HUMER W 1&1 free throw 1 made (8)	<b>38-25</b>	<b>13</b>	
07:38	21 HUMER W 1&1 free throw 2 made (9)	<b>39-25</b>	<b>14</b>	
07:28				10 ILELEJI J 2pt FG in the paint, jump shot missed
07:25	21 HUMER W defensive rebound (2)			
07:09	2 MITCHELL JR. R 3pt FG , jump shot missed			
07:06				10 ILELEJI J defensive rebound (3)
07:03	2 MITCHELL JR. R foul shooting (1 - 4)			1 JOSEPH J foul drawn (2)
07:03		<b>39-26</b>	<b>13</b>	1 JOSEPH J free throw fast break 1 - 2 made (9)
07:03	2 MITCHELL JR. R substitution out			
07:03	5 GORENER T substitution out			
07:03	7 GOODARZI P substitution out			
07:03	13 CARDENAS A substitution out			
07:03	21 HUMER W substitution out			
07:03	0 AMEY JR. M substitution in			
07:03	4 DIONGUE A substitution in			
07:03	6 DAVIS L substitution in			
07:03	15 ANDERSON T substitution in			
07:03	25 PERRY R substitution in			
07:03				15 BLUNT K substitution out
07:03				21 WRIGHT A substitution out
07:03				0 PERRY S substitution in
07:03				24 ROBINS S substitution in
07:03		<b>39-27</b>	<b>12</b>	1 JOSEPH J free throw fast break 2 - 2 made (10)
06:51	25 PERRY R foul drawn (2)			23 HENRY M foul personal (1 - 8)
06:51	25 PERRY R 1&1 free throw 1 missed			
06:51				defensive rebound (10)
06:51	15 ANDERSON T foul personal (1 - 5)			23 HENRY M foul drawn (1)
06:41				23 HENRY M 3pt FG , jump shot blocked
06:41	4 DIONGUE A block (3)			
06:36	15 ANDERSON T defensive rebound (5)			
06:31	25 PERRY R turnover travel (1)			
06:21		<b>39-29</b>	<b>10</b>	10 ILELEJI J 2pt FG from turnover in the paint, layup made (6)



Official Basketball Play by Play - First Half  
**Bethesda (CA) at San Jose St.**  
 11/09/23 Provident Credit Union Event Center, San Jose, CA  
 2023-24 Men's Basketball

**Game Time:** 8:00 PM  
**Game Duration:** 1:41  
**Attendance:** 1,484

**Officials:** Verne Harris, Michael Greenstein, Doug Sturdivan

Game Time	SJSU	Score	Diff	BETH
06:21	15 ANDERSON T foul shooting (2 - 6)			10 ILELEJI J foul drawn (1)
06:21		<b>39-30</b>	<b>9</b>	10 ILELEJI J free throw 1 - 1 made (7)
06:08	6 DAVIS L substitution out			
06:08	13 CARDENAS A substitution in			
06:06	15 ANDERSON T 3pt FG , jump shot missed			
06:02	4 DIONGUE A offensive rebound (5)			
06:00	15 ANDERSON T 2pt FG second chance in the paint, layup made (5)	<b>41-30</b>	<b>11</b>	
06:00	4 DIONGUE A assist (1)			
05:53		<b>41-33</b>	<b>8</b>	0 PERRY S 3pt FG , jump shot made (10)
05:35	jump ball situation			
05:35	13 CARDENAS A turnover lost ball (2)			10 ILELEJI J steal (2)
05:24				0 PERRY S 3pt FG from turnover, jump shot missed
05:20	4 DIONGUE A defensive rebound (6)			
05:15	4 DIONGUE A foul offensive (1 - 7)			23 HENRY M foul drawn (2)
05:15	4 DIONGUE A turnover offensive (2)			
04:54				Timeout 30 Sec
04:49				24 ROBINS S turnover lost ball (1)
04:31	0 AMEY JR. M 3pt FG from turnover, jump shot made (9)	<b>44-33</b>	<b>11</b>	
04:31	25 PERRY R assist (2)			
04:15	15 ANDERSON T foul personal (3 - 8)			0 PERRY S foul drawn (3)
04:15	15 ANDERSON T substitution out			
04:15	5 GORENER T substitution in			
04:15		<b>44-34</b>	<b>10</b>	0 PERRY S 1&1 free throw 1 made (11)
04:15		<b>44-35</b>	<b>9</b>	0 PERRY S 1&1 free throw 2 made (12)
04:03	4 DIONGUE A turnover bad pass (3)			10 ILELEJI J steal (3)
03:57		<b>44-37</b>	<b>7</b>	10 ILELEJI J 2pt FG from turnover in the paint, hook shot made (9)
03:45	13 CARDENAS A 2pt FG in the paint, layup missed			
03:41				24 ROBINS S defensive rebound (2)
03:40	4 DIONGUE A foul drawn (1)			23 HENRY M foul offensive (2 - 9)
03:40				23 HENRY M turnover offensive (2)
03:40				foul coach class A technical (10)
03:40				Timeout media
03:40	13 CARDENAS A free throw 1 - 2 made (1)	<b>45-37</b>	<b>8</b>	
03:40	13 CARDENAS A free throw 2 - 2 made (2)	<b>46-37</b>	<b>9</b>	
03:34	25 PERRY R turnover travel (2)			
03:34	25 PERRY R substitution out			
03:34	6 DAVIS L substitution in			
03:16		<b>46-40</b>	<b>6</b>	0 PERRY S 3pt FG from turnover, jump shot made (15)
02:56	0 AMEY JR. M 3pt FG , jump shot missed			
02:52				24 ROBINS S defensive rebound (3)
02:49		<b>46-42</b>	<b>4</b>	24 ROBINS S 2pt FG fast break in the paint, layup made (2)
02:34	6 DAVIS L 2pt FG in the paint, driving layup missed			
02:30	4 DIONGUE A offensive rebound (7)			
02:29	4 DIONGUE A 2pt FG second chance in the paint, hook shot missed			
02:25	4 DIONGUE A offensive rebound (8)			
02:24	4 DIONGUE A 2pt FG second chance in the paint, jump shot made (4)	<b>48-42</b>	<b>6</b>	



Official Basketball Play by Play - First Half  
**Bethesda (CA) at San Jose St.**  
 11/09/23 Provident Credit Union Event Center, San Jose, CA  
 2023-24 Men's Basketball

**Game Time:** 8:00 PM  
**Game Duration:** 1:41  
**Attendance:** 1,484

**Officials:** Verne Harris, Michael Greenstein, Doug Sturdivan

Game Time	SJSU	Score	Diff	BETH
02:18		<b>48-45</b>	<b>3</b>	10 ILELEJI J 3pt FG , jump shot made (12)
02:18				1 JOSEPH J assist (1)
02:01	0 AMEY JR. M turnover bad pass (1)			1 JOSEPH J steal (1)
01:56				0 PERRY S 2pt FG from turnover in the paint, layup missed
01:52	13 CARDENAS A defensive rebound (2)			
01:50	6 DAVIS L foul drawn (2)			23 HENRY M foul personal (3 - 11)
01:50	6 DAVIS L free throw fast break 1 - 2 made (3)	<b>49-45</b>	<b>4</b>	
01:50				1 JOSEPH J substitution out
01:50				21 WRIGHT A substitution in
01:50	6 DAVIS L free throw fast break 2 - 2 made (4)	<b>50-45</b>	<b>5</b>	
01:31		<b>50-47</b>	<b>3</b>	10 ILELEJI J 2pt FG in the paint, layup made (14)
01:22	5 GORENER T 2pt FG in the paint, layup made (14)	<b>52-47</b>	<b>5</b>	
00:55				0 PERRY S 3pt FG , jump shot missed
00:53	defensive rebound (24)			
00:44	13 CARDENAS A 2pt FG in the paint, layup made (4)	<b>54-47</b>	<b>7</b>	
00:21	5 GORENER T foul drawn (2)			21 WRIGHT A foul offensive (1 - 12)
00:21				21 WRIGHT A turnover offensive (1)
00:05	13 CARDENAS A foul drawn (1)			23 HENRY M foul shooting (4 - 13)
00:05	13 CARDENAS A free throw 1 - 2 made (5)	<b>55-47</b>	<b>8</b>	
00:05	13 CARDENAS A free throw 2 - 2 made (6)	<b>56-47</b>	<b>9</b>	
00:01	6 DAVIS L steal (1)			0 PERRY S turnover lost ball (2)
00:00	6 DAVIS L 3pt FG from turnover, jump shot missed			
00:00				defensive rebound (13)
<b>END OF PERIOD</b>				
<b>SJSU 56-47 BETH</b>				



Officials: Verne Harris, Michael Greenstein, Doug Sturdivan

**Bethesda (CA) - 47**

NO.	Name	Min	FG	3P	FT	Rebounds			Fouls		TP	AS	TO	ST	Blocks		+/-
			M-A	M-A	M-A	OR	DR	TOT	PF	FD					BS	BA	
0	Stephen Perry	G 17:22	5-9	3-6	2-2	0	1	1	1	3	15	1	2	0	0	0	-7
1	Jonathan Joseph	G 15:24	2-3	1-1	5-6	0	0	0	2	2	10	1	0	1	0	1	-4
10	Jonathan Ileleji	G 20:00	6-12	1-3	1-1	0	3	3	1	1	14	0	1	3	0	1	-9
23	Michael Henry	G 16:49	2-4	0-1	0-0	0	2	2	4	2	4	0	2	0	0	2	-11
24	Selah Robins	G 15:48	1-2	0-0	0-0	0	3	3	2	0	2	0	1	0	0	0	-9
4	Amare Chapel	06:05	1-2	0-1	0-0	0	0	0	1	0	2	1	0	0	0	0	-1
21	Andre Wright	07:39	0-0	0-0	0-0	0	1	1	1	0	0	0	1	1	0	0	-5
15	Kizhonie Blunt	00:53	0-0	0-0	0-0	0	0	0	0	0	0	0	0	0	0	0	1
Team						1	2	3			0		0				
<b>Totals</b>			17-32	5-12	8-9	1	12	13	13	8	47	3	7	5	0	4	-9

Shooting By Period		
1 <sup>st</sup> FG%	17-32	53.1%
3PT%	5-12	41.7%
FT%	8-9	88.9%
GM FG%	17-32	53.1%
3PT%	5-12	41.7%
FT%	8-9	88.9%

Dead Ball Rebounds: 1, 0

Technical Fouls: Coach 1<sup>st</sup>3:40

**San Jose St. - 56**

NO.	Name	Min	FG	3P	FT	Rebounds			Fouls		TP	AS	TO	ST	Blocks		+/-
			M-A	M-A	M-A	OR	DR	TOT	PF	FD					BS	BA	
5	Tibet Gorener	F 13:00	6-8	2-3	0-1	1	2	3	1	2	14	0	0	1	0	0	5
15	Trey Anderson	F 10:12	2-7	0-3	1-1	2	3	5	3	1	5	1	0	0	0	0	11
4	Adrame Diongue	C 12:47	2-4	0-0	0-0	5	3	8	1	1	4	1	3	0	3	0	5
0	Myron Amey Jr.	G 13:49	3-7	2-6	1-1	0	2	2	0	1	9	2	1	0	1	0	7
13	Alvaro Cardenas	G 14:53	1-2	0-0	4-4	0	2	2	1	1	6	3	2	0	0	0	7
21	William Humer	07:13	3-3	0-0	3-3	1	1	2	1	2	9	1	0	0	0	0	4
25	Ryen Perry	09:21	1-1	0-0	0-1	0	0	0	0	2	2	2	2	1	0	0	4
6	Latrell Davis	09:43	0-2	0-1	4-4	1	0	1	0	2	4	1	1	1	0	0	2
2	Rickey Mitchell Jr.	04:31	1-3	1-3	0-0	0	0	0	1	0	3	0	0	0	0	0	0
7	Pasha Goodarzi	04:31	0-2	0-2	0-0	0	0	0	0	0	0	2	0	0	0	0	0
Team						0	1	1			0		0				
<b>Totals</b>			19-39	5-18	13-15	10	14	24	8	12	56	13	9	3	4	0	9

Shooting By Period		
1 <sup>st</sup> FG%	19-39	48.7%
3PT%	5-18	27.8%
FT%	13-15	86.7%
GM FG%	19-39	48.7%
3PT%	5-18	27.8%
FT%	13-15	86.7%

Dead Ball Rebounds: 0, 0

Technical Fouls: NONE

	BETH	SJSU	Points from	BETH	SJSU	Period by Period Scoring			
<b>Biggest lead</b>	0 (1 <sup>st</sup> 20:00)	14 (1 <sup>st</sup> 12:52)	<b>Turnovers</b>	11	10		1st	2nd	TOT
<b>Best Scoring Run</b>	5(1 <sup>st</sup> 10:14)	6(1 <sup>st</sup> 0:05)	<b>Paint</b>	20	28	BETH	47	25	72
<b>Lead Changes</b>	0		<b>Second Chance</b>	2	12	SJSU	56	61	117
<b>Times Tied</b>	0		<b>Fast Breaks</b>	7	4				
<b>Time with Lead</b>	00:00	19:47	<b>Bench</b>	2	18				





**Period 2**

**Quarter Starters:**

<b>SJSU</b>	0 Amey Jr. M	4 Diongue A	5 Gorener T	13 Cardenas A	15 Anderson T
<b>BETH</b>	0 Perry S	1 Joseph J	10 Ileleji J	23 Henry M	24 Robins S

Game Time	SJSU	Score	Diff	BETH
20:00	6 DAVIS L substitution out			
20:00	15 ANDERSON T substitution in			
20:00				21 WRIGHT A substitution out
20:00				1 JOSEPH J substitution in
19:32	4 DIONGUE A turnover lost ball (4)			10 ILELEJI J steal (4)
19:27				23 HENRY M 2pt FG from turnover in the paint, layup missed
19:24	4 DIONGUE A defensive rebound (9)			
19:17	5 GORENER T 3pt FG , jump shot made (17)	<b>59-47</b>	<b>12</b>	
19:17	13 CARDENAS A assist (4)			
18:58				23 HENRY M 3pt FG , jump shot missed
18:55	5 GORENER T defensive rebound (4)			
18:37	5 GORENER T 3pt FG , jump shot made (20)	<b>62-47</b>	<b>15</b>	
18:09				23 HENRY M 2pt FG outside the paint, jump shot missed
18:05	5 GORENER T defensive rebound (5)			
17:56	0 AMEY JR. M 2pt FG in the paint, floating jump shot made (11)	<b>64-47</b>	<b>17</b>	
17:35				10 ILELEJI J 2pt FG outside the paint, turnaround jump shot missed
17:30	0 AMEY JR. M defensive rebound (3)			
17:17	15 ANDERSON T 2pt FG in the paint, layup made (7)	<b>66-47</b>	<b>19</b>	
17:17	4 DIONGUE A assist (2)			
17:05	13 CARDENAS A foul personal (2 - 1)			0 PERRY S foul drawn (4)
16:52				23 HENRY M turnover dribbling violation (3)
16:40	0 AMEY JR. M foul drawn (2)			23 HENRY M foul shooting (5 - 1)
16:40				23 HENRY M substitution out
16:40				21 WRIGHT A substitution in
16:40	0 AMEY JR. M free throw 1 - 2 missed			
16:40	offensive dead ball rebound (1)			
16:40	0 AMEY JR. M free throw 2 - 2 made (12)	<b>67-47</b>	<b>20</b>	
16:26	4 DIONGUE A steal (1)			0 PERRY S turnover bad pass (3)
16:21	13 CARDENAS A 2pt FG fast break from turnover in the paint, layup made (8)	<b>69-47</b>	<b>22</b>	
16:21	0 AMEY JR. M assist (3)			
16:12				Timeout 30 Sec
16:12	Timeout media			
16:12	4 DIONGUE A substitution out			
16:12	21 HUMER W substitution in			
16:04		<b>69-49</b>	<b>20</b>	10 ILELEJI J 2pt FG in the paint, layup made (16)
15:44	15 ANDERSON T turnover 3 seconds (1)			
15:44	Timeout media			
15:28				1 JOSEPH J 2pt FG from turnover in the paint, jump shot blocked
15:28	0 AMEY JR. M block (2)			
15:27	0 AMEY JR. M defensive rebound (4)			
15:27	0 AMEY JR. M foul drawn (3)			1 JOSEPH J foul personal (3 - 2)



Official Basketball Play by Play - Second Half  
**Bethesda (CA) at San Jose St.**  
 11/09/23 Provident Credit Union Event Center, San Jose, CA  
 2023-24 Men's Basketball

**Game Time:** 8:00 PM  
**Game Duration:** 1:41  
**Attendance:** 1,484

**Officials:** Verne Harris, Michael Greenstein, Doug Sturdivan

Game Time	SJSU	Score	Diff	BETH
15:15	21 HUMER W 3pt FG , jump shot missed			
15:11				24 ROBINS S defensive rebound (4)
15:06				0 PERRY S 2pt FG outside the paint, jump shot missed
15:03	0 AMEY JR. M defensive rebound (5)			
15:00	13 CARDENAS A foul drawn (2)			0 PERRY S foul personal (2 - 3)
14:52	5 GORENER T 2pt FG in the paint, layup made (22)	<b>71-49</b>	<b>22</b>	
14:52	21 HUMER W assist (2)			
14:23				10 ILELEJI J 3pt FG , jump shot missed
14:19	15 ANDERSON T defensive rebound (6)			
14:03	15 ANDERSON T 3pt FG , jump shot made (10)	<b>74-49</b>	<b>25</b>	
14:03	21 HUMER W assist (3)			
13:44				10 ILELEJI J 3pt FG , jump shot missed
13:40	15 ANDERSON T defensive rebound (7)			
13:33	13 CARDENAS A turnover bad pass (3)			
13:33				1 JOSEPH J substitution out
13:33				15 BLUNT K substitution in
13:33	5 GORENER T substitution out			
13:33	6 DAVIS L substitution in			
13:14	6 DAVIS L foul shooting (1 - 2)			10 ILELEJI J foul drawn (2)
13:14		<b>74-50</b>	<b>24</b>	10 ILELEJI J free throw 1 - 2 made (17)
13:14		<b>74-51</b>	<b>23</b>	10 ILELEJI J free throw 2 - 2 made (18)
12:56	15 ANDERSON T 3pt FG , jump shot made (13)	<b>77-51</b>	<b>26</b>	
12:56	13 CARDENAS A assist (5)			
12:33	6 DAVIS L foul shooting (2 - 3)			10 ILELEJI J foul drawn (3)
12:33				10 ILELEJI J free throw 1 - 2 missed
12:33				offensive dead ball rebound (2)
12:33	6 DAVIS L substitution out			
12:33	25 PERRY R substitution in			
12:33		<b>77-52</b>	<b>25</b>	10 ILELEJI J free throw 2 - 2 made (19)
12:08	0 AMEY JR. M 3pt FG , jump shot missed			
12:04				15 BLUNT K defensive rebound (1)
12:04	jump ball situation			
12:04	15 ANDERSON T substitution out			
12:04	5 GORENER T substitution in			
11:55	0 AMEY JR. M steal (1)			10 ILELEJI J turnover lost ball (2)
11:50	5 GORENER T 2pt FG from turnover in the paint, dunk, made (24)	<b>79-52</b>	<b>27</b>	
11:50	21 HUMER W assist (4)			
11:31	0 AMEY JR. M steal (2)			15 BLUNT K turnover lost ball (1)
11:27	13 CARDENAS A 2pt FG fast break from turnover in the paint, layup made (10)	<b>81-52</b>	<b>29</b>	
11:27	0 AMEY JR. M assist (4)			
11:27	13 CARDENAS A foul drawn (3)			15 BLUNT K foul shooting (1 - 4)
11:27	Timeout media			
11:27				15 BLUNT K substitution out
11:27				33 REED J substitution in
11:27	13 CARDENAS A free throw fast break 1 - 1 missed			
11:26				defensive rebound (16)
11:07		<b>81-54</b>	<b>27</b>	10 ILELEJI J 2pt FG in the paint, layup made (21)
11:07	5 GORENER T foul shooting (2 - 4)			10 ILELEJI J foul drawn (4)



Official Basketball Play by Play - Second Half  
**Bethesda (CA) at San Jose St.**  
 11/09/23 Provident Credit Union Event Center, San Jose, CA  
 2023-24 Men's Basketball

**Game Time:** 8:00 PM  
**Game Duration:** 1:41  
**Attendance:** 1,484

**Officials:** Verne Harris, Michael Greenstein, Doug Sturdivan

Game Time	SJSU	Score	Diff	BETH
11:07		<b>81-55</b>	<b>26</b>	10 ILELEJI J free throw 1 - 1 made (22)
10:51	21 HUMER W 3pt FG , jump shot missed			
10:47	5 GORENER T offensive rebound (6)			
10:44	5 GORENER T turnover lost ball (1)			10 ILELEJI J steal (5)
10:23				0 PERRY S 3pt FG from turnover, jump shot missed
10:19	25 PERRY R defensive rebound (1)			
10:15	21 HUMER W 2pt FG in the paint, layup made (11)	<b>83-55</b>	<b>28</b>	
10:15	13 CARDENAS A assist (6)			
09:51				33 REED J 3pt FG , jump shot missed
09:48				24 ROBINS S offensive rebound (5)
09:46				24 ROBINS S 2pt FG second chance in the paint, layup missed
09:43	5 GORENER T defensive rebound (7)			
09:31	5 GORENER T 2pt FG in the paint, jump shot missed			
09:27	5 GORENER T offensive rebound (8)			
09:27	5 GORENER T 2pt FG second chance in the paint, jump shot missed			
09:27				21 WRIGHT A defensive rebound (2)
09:27	jump ball situation			
09:27	0 AMEY JR. M substitution out			
09:27	21 HUMER W substitution out			
09:27	25 PERRY R substitution out			
09:27	2 MITCHELL JR. R substitution in			
09:27	4 DIONGUE A substitution in			
09:27	6 DAVIS L substitution in			
09:27				0 PERRY S substitution out
09:27				32 YEE T substitution in
09:27	13 CARDENAS A 2pt FG in the paint, hook shot missed			
09:24				24 ROBINS S defensive rebound (6)
09:10				33 REED J 2pt FG outside the paint, jump shot missed
09:06	4 DIONGUE A defensive rebound (10)			
09:03	6 DAVIS L 2pt FG in the paint, layup made (6)	<b>85-55</b>	<b>30</b>	
09:03	13 CARDENAS A assist (7)			
08:33				21 WRIGHT A 2pt FG in the paint, hook shot missed
08:30	5 GORENER T defensive rebound (9)			
08:25	13 CARDENAS A 2pt FG in the paint, layup missed			
08:20				21 WRIGHT A defensive rebound (3)
08:08				24 ROBINS S 2pt FG outside the paint, jump shot missed
08:05	4 DIONGUE A defensive rebound (11)			
08:03	5 GORENER T 2pt FG fast break in the paint, dunk, made (26)	<b>87-55</b>	<b>32</b>	
08:03	13 CARDENAS A assist (8)			
07:46		<b>87-57</b>	<b>30</b>	10 ILELEJI J 2pt FG in the paint, layup made (24)
07:32	13 CARDENAS A 2pt FG in the paint, driving layup made (12)	<b>89-57</b>	<b>32</b>	
07:23		<b>89-60</b>	<b>29</b>	10 ILELEJI J 3pt FG , jump shot made (27)
07:07	13 CARDENAS A 2pt FG in the paint, floating jump shot made (14)	<b>91-60</b>	<b>31</b>	
06:53		<b>91-63</b>	<b>28</b>	10 ILELEJI J 3pt FG , jump shot made (30)
06:38	13 CARDENAS A 3pt FG , jump shot missed			
06:35	6 DAVIS L offensive rebound (2)			
06:32				Timeout media
06:32	6 DAVIS L foul drawn (3)			21 WRIGHT A foul shooting (2 - 5)



Official Basketball Play by Play - Second Half  
**Bethesda (CA) at San Jose St.**  
 11/09/23 Provident Credit Union Event Center, San Jose, CA  
 2023-24 Men's Basketball

**Game Time:** 8:00 PM  
**Game Duration:** 1:41  
**Attendance:** 1,484

**Officials:** Verne Harris, Michael Greenstein, Doug Sturdivan

Game Time	SJSU	Score	Diff	BETH
06:32	13 CARDENAS A substitution out			
06:32	7 GOODARZI P substitution in			
06:32				24 ROBINS S substitution out
06:32				4 CHAPEL A substitution in
06:32	6 DAVIS L free throw 1 - 2 made (7)	<b>92-63</b>	<b>29</b>	
06:32	6 DAVIS L free throw 2 - 2 missed			
06:31				33 REED J defensive rebound (1)
06:15				10 ILELEJI J 3pt FG , jump shot missed
06:09	6 DAVIS L defensive rebound (3)			
06:07	6 DAVIS L 2pt FG fast break in the paint, layup made (9)	<b>94-63</b>	<b>31</b>	
06:07	6 DAVIS L foul drawn (4)			33 REED J foul shooting (1 - 6)
06:07	5 GORENER T substitution out			
06:07	25 PERRY R substitution in			
06:07	4 DIONGUE A substitution out			
06:07	20 WISE C substitution in			
06:07	6 DAVIS L free throw fast break 1 - 1 made (10)	<b>95-63</b>	<b>32</b>	
05:56	7 GOODARZI P foul shooting (1 - 5)			10 ILELEJI J foul drawn (5)
05:56				10 ILELEJI J free throw 1 - 2 missed
05:56				offensive dead ball rebound (3)
05:56		<b>95-64</b>	<b>31</b>	10 ILELEJI J free throw 2 - 2 made (31)
05:39	7 GOODARZI P 3pt FG , jump shot missed			
05:34	2 MITCHELL JR. R offensive rebound (1)			
05:33	2 MITCHELL JR. R 2pt FG second chance in the paint, layup made (5)	<b>97-64</b>	<b>33</b>	
05:16	2 MITCHELL JR. R steal (1)			4 CHAPEL A turnover lost ball (1)
05:10	20 WISE C 2pt FG fast break from turnover in the paint, layup made (2)	<b>99-64</b>	<b>35</b>	
05:10	6 DAVIS L assist (2)			
04:58				10 ILELEJI J 3pt FG , jump shot missed
04:55				32 YEE T offensive rebound (1)
04:52		<b>99-67</b>	<b>32</b>	33 REED J 3pt FG second chance, jump shot made (3)
04:52				32 YEE T assist (1)
04:34	7 GOODARZI P 3pt FG , jump shot made (3)	<b>102-67</b>	<b>35</b>	
04:34	25 PERRY R assist (3)			
04:08				10 ILELEJI J 2pt FG outside the paint, jump shot missed
04:05	7 GOODARZI P defensive rebound (1)			
03:54	6 DAVIS L 2pt FG in the paint, layup made (12)	<b>104-67</b>	<b>37</b>	
03:42				32 YEE T turnover bad pass (1)
03:42	Timeout media			
03:42	25 PERRY R substitution out			
03:42	24 BLACKERBY B substitution in			
03:42				10 ILELEJI J substitution out
03:42				13 PLUMLEY M substitution in
03:29	20 WISE C 2pt FG from turnover in the paint, hook shot missed			
03:25	20 WISE C offensive rebound (1)			
03:24	20 WISE C 2pt FG from turnover second chance in the paint, layup made (4)	<b>106-67</b>	<b>39</b>	
03:09				13 PLUMLEY M 2pt FG in the paint, hook shot missed
03:06	7 GOODARZI P defensive rebound (2)			
03:01	6 DAVIS L 2pt FG in the paint, layup made (14)	<b>108-67</b>	<b>41</b>	



Official Basketball Play by Play - Second Half  
**Bethesda (CA) at San Jose St.**  
 11/09/23 Provident Credit Union Event Center, San Jose, CA  
 2023-24 Men's Basketball

**Game Time:** 8:00 PM  
**Game Duration:** 1:41  
**Attendance:** 1,484

**Officials:** Verne Harris, Michael Greenstein, Doug Sturdivan

Game Time	SJSU	Score	Diff	BETH
03:01	6 DAVIS L foul drawn (5)			21 WRIGHT A foul shooting (3 - 7)
03:01	6 DAVIS L free throw 1 - 1 made (15)	<b>109-67</b>	<b>42</b>	
02:35		<b>109-70</b>	<b>39</b>	4 CHAPEL A 3pt FG , jump shot made (5)
02:35				21 WRIGHT A assist (1)
02:23	6 DAVIS L 3pt FG , jump shot missed			
02:20				21 WRIGHT A defensive rebound (4)
02:01				21 WRIGHT A 3pt FG , jump shot missed
01:57	2 MITCHELL JR. R defensive rebound (2)			
01:54	20 WISE C 2pt FG fast break in the paint, dunk, made (6)	<b>111-70</b>	<b>41</b>	
01:54	2 MITCHELL JR. R assist (1)			
01:33				33 REED J 3pt FG , jump shot missed
01:29	20 WISE C defensive rebound (2)			
01:14	24 BLACKERBY B 3pt FG , jump shot made (3)	<b>114-70</b>	<b>44</b>	
01:14	6 DAVIS L assist (3)			
00:53		<b>114-72</b>	<b>42</b>	13 PLUMLEY M 2pt FG in the paint, jump shot made (2)
00:44	6 DAVIS L turnover lost ball (2)			21 WRIGHT A steal (2)
00:44	2 MITCHELL JR. R foul personal (2 - 6)			21 WRIGHT A foul drawn (1)
00:24	2 MITCHELL JR. R steal (2)			33 REED J turnover lost ball (1)
00:21	2 MITCHELL JR. R 2pt FG fast break from turnover in the paint, dunk, made (7)	<b>116-72</b>	<b>44</b>	
00:10	6 DAVIS L steal (2)			32 YEE T turnover bad pass (2)
00:05	6 DAVIS L foul drawn (6)			32 YEE T foul shooting (1 - 8)
00:05	6 DAVIS L free throw fast break 1 - 2 made (16)	<b>117-72</b>	<b>45</b>	
00:05	6 DAVIS L free throw fast break 2 - 2 missed			
00:03				4 CHAPEL A defensive rebound (1)
00:00				4 CHAPEL A 3pt FG , jump shot missed
00:00	defensive rebound (48)			
<b>END OF GAME</b>				
<b>SJSU 117-72 BETH</b>				



Officials: Verne Harris, Michael Greenstein, Doug Sturdivan

**Bethesda (CA) - 25**

NO.	Name	G	Min	FG			3P			FT			Rebounds			Fouls		TP	AS	TO	ST	Blocks		+/-
				M-A	M-A	M-A	OR	DR	TOT	PF	FD	OR	DR	TOT	BS	BA								
0	Stephen Perry	G	10:33	0-2	0-1	0-0	0	0	0	1	1	0	0	0	1	0	0	1	0	0	0	0	-19	
1	Jonathan Joseph	G	06:27	0-1	0-0	0-0	0	0	0	1	0	0	0	0	0	0	0	0	0	0	0	1	-16	
10	Jonathan Ileleji	G	16:18	5-11	2-6	5-7	0	0	0	0	4	17	0	4	17	0	1	2	0	0	0	-28		
23	Michael Henry	G	03:20	0-3	0-1	0-0	0	0	0	1	0	0	0	0	0	0	1	0	0	0	0	-10		
24	Selah Robins	G	13:28	0-2	0-0	0-0	1	2	3	0	0	0	0	0	0	0	0	0	0	0	0	-19		
21	Andre Wright		16:40	0-2	0-1	0-0	0	3	3	2	1	0	1	0	1	0	1	0	1	0	0	-26		
15	Kizhonie Blunt		02:06	0-0	0-0	0-0	0	1	1	1	0	0	0	0	0	1	0	0	0	0	0	-4		
33	Jayland Reed		11:27	1-4	1-3	0-0	0	1	1	1	0	3	0	1	0	1	0	0	0	0	0	-16		
32	Timmy Yee		09:27	0-0	0-0	0-0	1	0	1	1	0	0	1	2	0	0	0	0	0	0	0	-17		
4	Amare Chapel		06:32	1-2	1-2	0-0	0	1	1	0	0	3	0	1	0	0	0	0	0	0	0	-17		
13	Michael Plumley		03:42	1-2	0-0	0-0	0	0	0	0	0	2	0	0	0	0	0	0	0	0	0	-8		
Team							0	1	1			0			0									
<b>Totals</b>				8-29	4-14	5-7	2	9	11	8	6	25	2	8	3	0	1						-36	

Shooting By Period		
2nd FG%	8-29	27.6%
3PT%	4-14	28.6%
FT%	5-7	71.4%
GM FG%	8-29	27.6%
3PT%	4-14	28.6%
FT%	5-7	71.4%

Dead Ball Rebounds: 2, 0

Technical Fouls::NONE

**San Jose St. - 61**

NO.	Name	G	Min	FG			3P			FT			Rebounds			Fouls		TP	AS	TO	ST	Blocks		+/-
				M-A	M-A	M-A	OR	DR	TOT	PF	FD	OR	DR	TOT	BS	BA								
5	Tibet Gorener	F	12:24	5-7	2-2	0-0	2	4	6	1	0	12	0	1	0	0	0	0	0	0	0	0	22	
15	Trey Anderson	F	07:56	3-3	2-2	0-0	0	2	2	0	0	8	0	1	0	0	0	0	0	0	0	16		
4	Adrame Diongue	C	07:08	0-0	0-0	0-0	0	3	3	0	0	0	1	1	1	1	0	0	0	0	0	16		
0	Myron Amey Jr.	G	10:33	1-2	0-1	1-2	0	3	3	0	2	3	2	0	2	1	0	19						
13	Alvaro Cardenas	G	13:28	4-7	0-1	0-1	0	0	0	1	2	8	5	1	0	0	0	19						
21	William Humer		06:45	1-3	0-2	0-0	0	0	0	0	0	2	3	0	0	0	0	6						
6	Latrell Davis		10:27	4-5	0-1	4-6	1	1	2	2	4	12	2	1	1	0	0	18						
25	Ryen Perry		05:31	0-0	0-0	0-0	0	1	1	0	0	0	1	0	0	0	0	8						
2	Rickey Mitchell Jr.		09:27	2-2	0-0	0-0	1	1	2	1	0	4	1	0	2	0	0	17						
7	Pasha Goodarzi		06:32	1-2	1-2	0-0	0	2	2	1	0	3	0	0	0	0	0	17						
20	Christian Wise		06:07	3-4	0-0	0-0	1	1	2	0	0	6	0	0	0	0	0	14						
24	Bennett Blackerby		03:42	1-1	1-1	0-0	0	0	0	0	0	3	0	0	0	0	0	8						
Team							0	1	1			0			0									
<b>Totals</b>				25-36	6-12	5-9	5	19	24	6	8	61	15	5	6	1	0						36	

Shooting By Period		
2nd FG%	25-36	69.4%
3PT%	6-12	50.0%
FT%	5-9	55.6%
GM FG%	25-36	69.4%
3PT%	6-12	50.0%
FT%	5-9	55.6%

Dead Ball Rebounds: 1, 0

Technical Fouls::NONE

	BETH	SJSU
Biggest lead	0 (1 <sup>st</sup> 20:00)	45 (2 <sup>nd</sup> 0:05)
Best Scoring Run	3(2 <sup>nd</sup> 11:07)	13(2 <sup>nd</sup> 16:21)
Lead Changes	0	
Times Tied	0	
Time with Lead	00:00	19:27

Points from	BETH	SJSU
Turnovers	2	14
Paint	8	38
Second Chance	3	5
Fast Breaks	0	16
Bench	8	30

	Period by Period Scoring		
	1st	2nd	TOT
BETH	47	25	72
SJSU	56	61	117



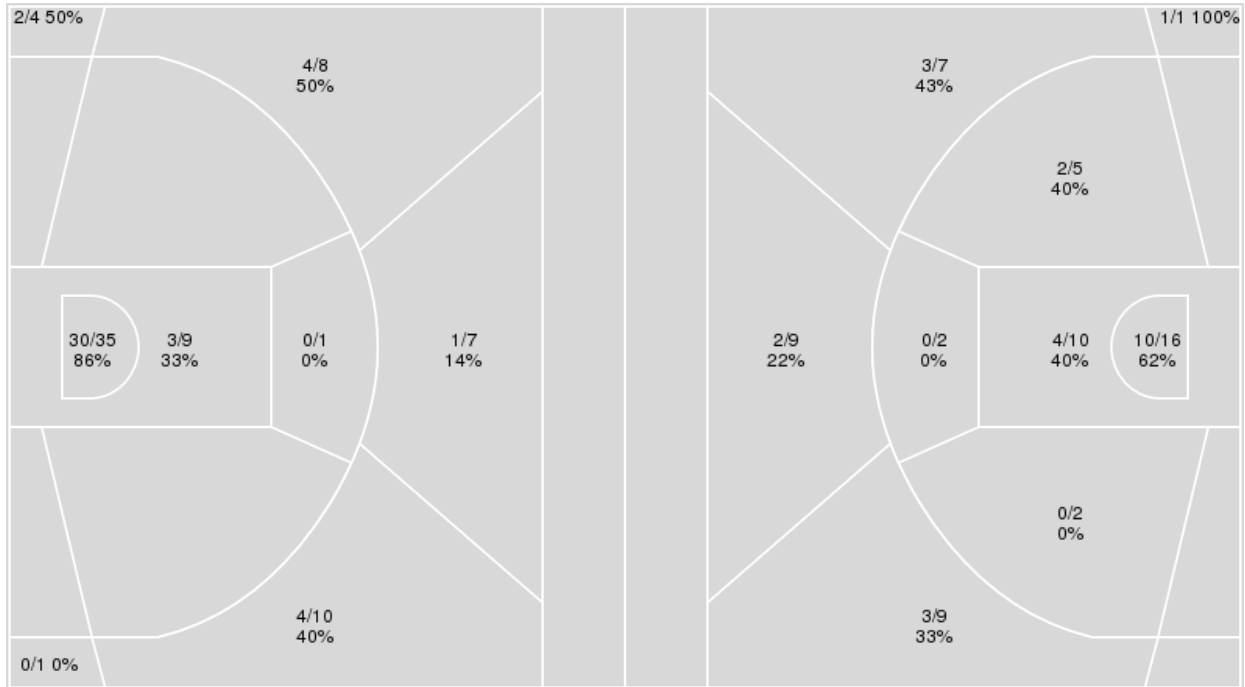
**Officials:** Verne Harris, Michael Greenstein, Doug Sturdivan

{ Players => 0, 1, 2, 4, 5, 6, 7, 8, 13, 15, 20, 21, 22, 23, 24, 25; } FG  
 Types => All; Results => All;

{ Players => All; } FG Types => All; Results => All;

**San Jose St.**

**Bethesda (CA)**



San Jose St.	M/A	%
Field Goals	44/75	59
2 Points	33/45	73
3 Points	11/30	37
Free Throws	18/24	75

Bethesda (CA)	M/A	%
Field Goals	25/61	41
2 Points	16/35	46
3 Points	9/26	35
Free Throws	13/16	81



Officials: Verne Harris, Michael Greenstein, Doug Sturdivan

**Bethesda (CA)**

No	Name	Mins		Score		Points Diff		Points per Min		Assists		Rebounds		Steals		Turnovers	
		On	Off	On	Off	On	Off	On	Off	On	Off	On	Off	On	Off	On	Off
0	Stephen Perry	27:55	12:05	47 - 73	25 - 44	-26	-19	1.68	2.07	3	2	17	7	7	1	11	4
1	Jonathan Joseph	21:51	18:09	42 - 62	30 - 55	-20	-25	1.92	1.65	2	3	10	14	5	3	7	8
4	Amare Chapel	12:37	27:23	26 - 44	46 - 73	-18	-27	2.06	1.68	3	2	9	15	3	5	4	11
10	Jonathan Ileleji	36:18	03:42	67 - 104	5 - 13	-37	-8	1.85	1.35	4	1	22	2	7	1	13	2
13	Michael Plumley	03:42	36:18	5 - 13	67 - 104	-8	-37	1.35	1.85	1	4	2	22	1	7	2	13
15	Kizhonie Blunt	02:59	37:01	6 - 9	66 - 108	-3	-42	2.01	1.78	0	5	2	22	0	8	2	13
21	Andre Wright	24:19	15:41	45 - 76	27 - 41	-31	-14	1.85	1.72	3	2	17	7	3	5	9	6
23	Michael Henry	20:09	19:51	37 - 58	35 - 59	-21	-24	1.84	1.76	2	3	9	15	5	3	8	7
24	Selah Robins	29:16	10:44	48 - 76	24 - 41	-28	-17	1.64	2.24	3	2	17	7	6	2	11	4
32	Timmy Yee	09:27	30:33	17 - 34	55 - 83	-17	-28	1.80	1.80	2	3	6	18	1	7	4	11
33	Jayland Reed	11:27	28:33	20 - 36	52 - 81	-16	-29	1.75	1.82	2	3	9	15	2	6	4	11

**San Jose St.**

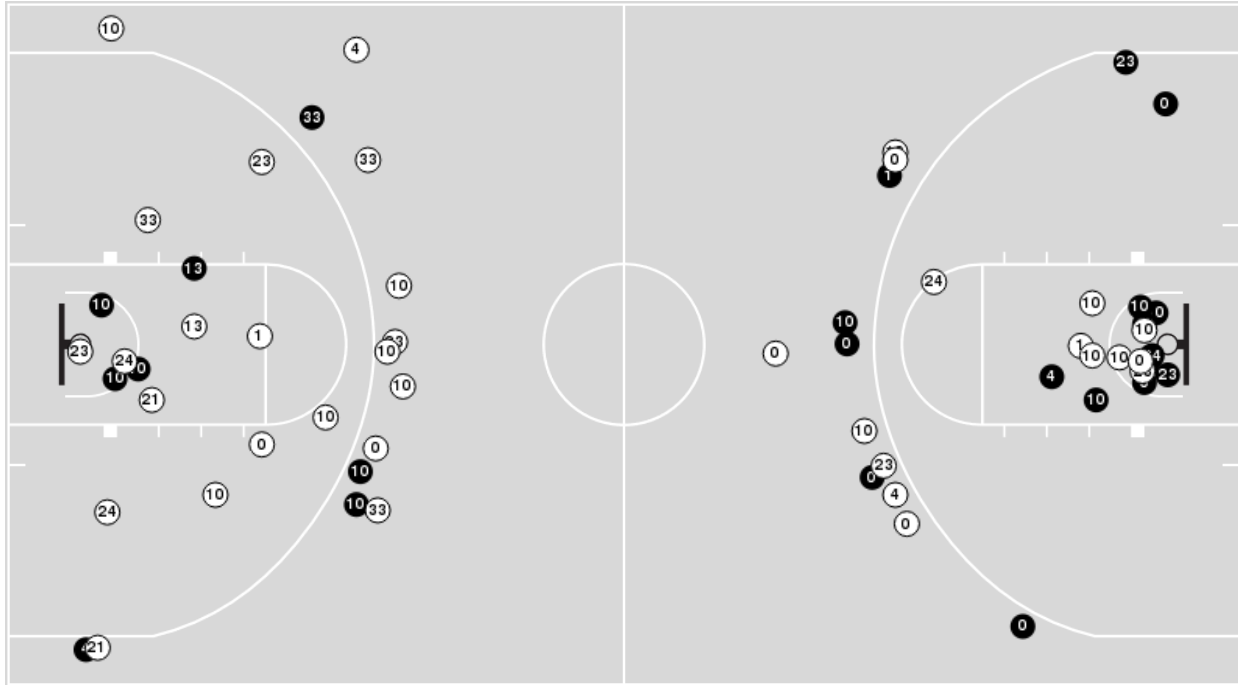
No	Name	Mins		Score		Points Diff		Points per Min		Assists		Rebounds		Steals		Turnovers	
		On	Off	On	Off	On	Off	On	Off	On	Off	On	Off	On	Off	On	Off
0	Myron Amey Jr.	24:22	15:38	64 - 38	53 - 34	26	19	2.63	3.39	17	11	31	17	6	3	12	2
2	Rickey Mitchell Jr.	13:58	26:02	49 - 32	68 - 40	17	28	3.51	2.61	10	18	16	32	3	6	2	12
4	Adrame Diongue	19:55	20:05	57 - 36	60 - 36	21	24	2.86	2.99	12	16	26	22	4	5	9	5
5	Tibet Gorener	25:24	14:36	73 - 46	44 - 26	27	18	2.87	3.01	17	11	31	17	5	4	8	6
6	Latrell Davis	20:10	19:50	62 - 42	55 - 30	20	25	3.07	2.77	11	17	24	24	5	4	5	9
7	Pasha Goodarzi	11:03	28:57	41 - 24	76 - 48	17	28	3.71	2.63	8	20	12	36	3	6	2	12
13	Alvaro Cardenas	28:21	11:39	78 - 52	39 - 20	26	19	2.75	3.35	20	8	32	16	5	4	10	4
15	Trey Anderson	18:08	21:52	48 - 21	69 - 51	27	18	2.65	3.16	15	13	24	24	3	6	8	6
20	Christian Wise	06:07	33:53	23 - 9	94 - 63	14	31	3.76	2.77	4	24	7	41	3	6	1	13
21	William Humer	13:58	26:02	37 - 27	80 - 45	10	35	2.65	3.07	12	16	15	33	2	7	4	10
24	Bennett Blackerby	03:42	36:18	13 - 5	104 - 67	8	37	3.51	2.87	2	26	5	43	2	7	1	13
25	Ryen Perry	14:52	25:08	40 - 28	77 - 44	12	33	2.69	3.06	12	16	17	31	4	5	8	6



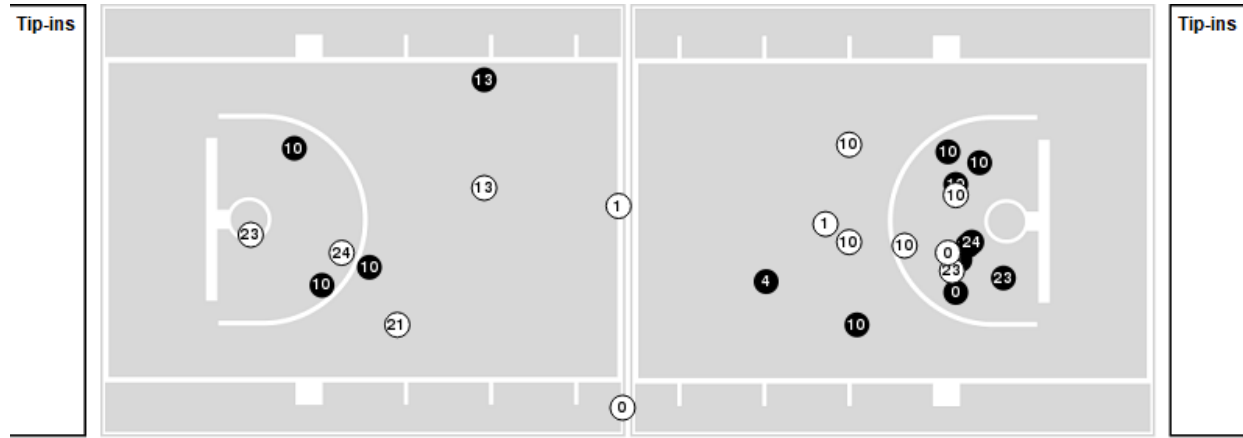


Players => AllFG Types=>AllResults=>All  
**Bethesda (CA)**

**All Field Goals**



**Blow Up Chart**



● Made    ○ Missed    N - Player Number

Bethesda (CA)	M/A	%
Field Goals	25/61	41
2 Points	16/35	46
3 Points	9/26	35
Free Throws	13/16	81

Bethesda (CA)	M/A	%
Points in the Paint	28 (14 / 26)	54
Fast Break Points	7 (5/6)	83
Second Chance Points	5 (2/3)	67
Effective FG%	48	

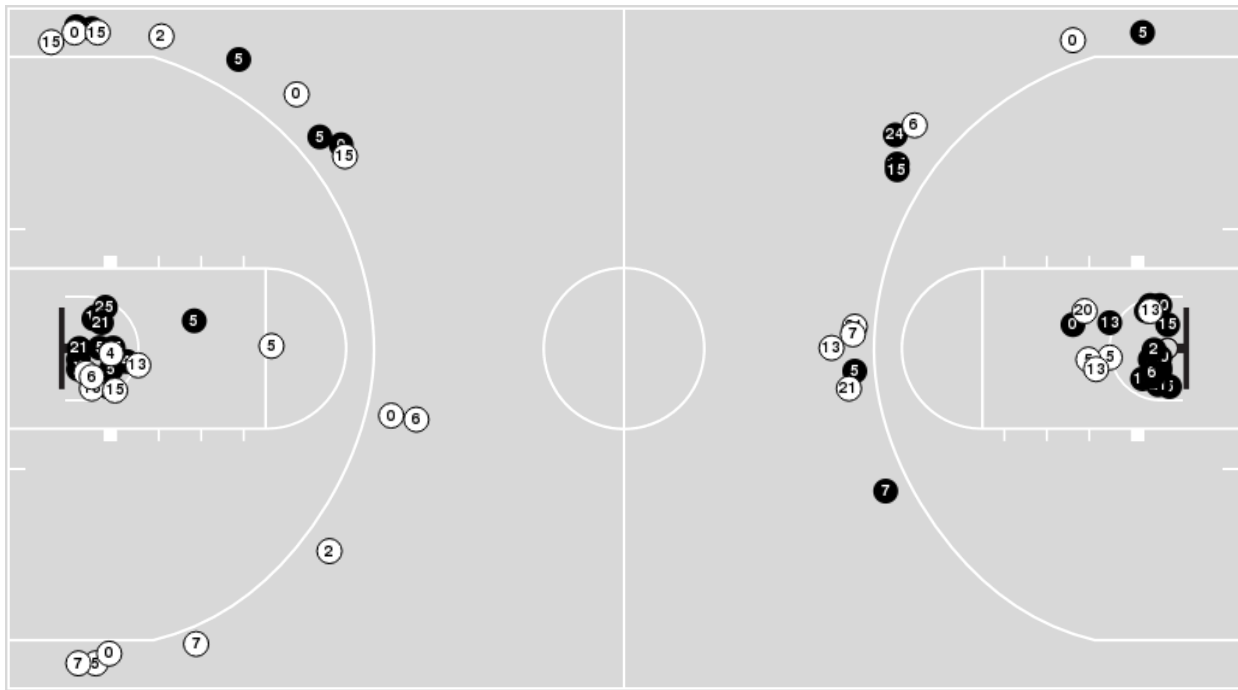


**Officials:** Verne Harris, Michael Greenstein, Doug Sturdivan

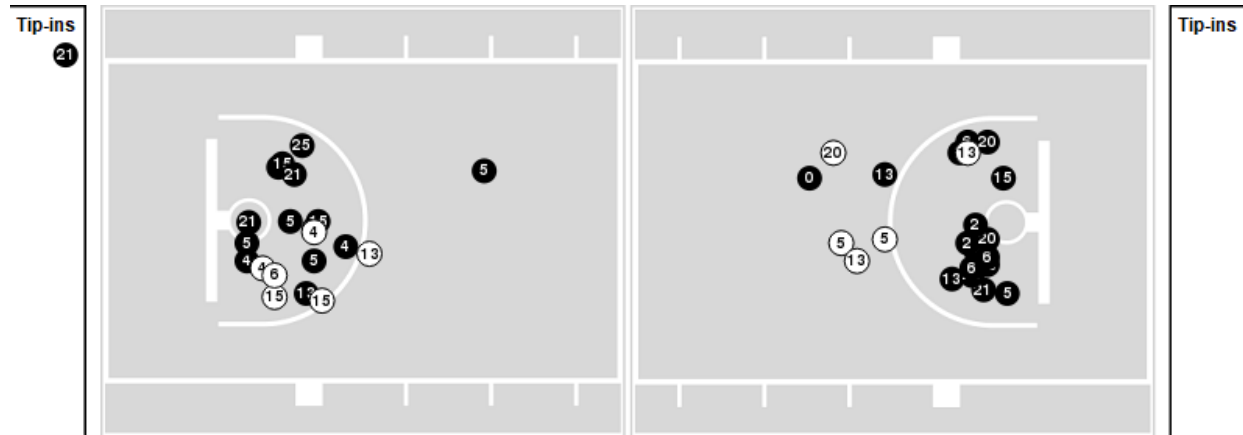
Players => 0, 1, 2, 4, 5, 6, 7, 8, 13, 15, 20, 21, 22, 23, 24, 25FG Types=>AllResults=>All

**San Jose St.**

**All Field Goals**



**Blow Up Chart**



● Made ○ Missed N - Player Number

San Jose St.	M/A	%
Field Goals	44/75	59
2 Points	33/45	73
3 Points	11/30	37
Free Throws	18/24	75

San Jose St.	M/A	%
Points in the Paint	66 (33 / 44)	75
Fast Break Points	20 (13/15)	87
Second Chance Points	17 (10/16)	62
Effective FG%	66	



Official Basketball Rotations Summary - Final  
**Bethesda (CA) at San Jose St.**  
 11/09/23 Provident Credit Union Event Center, San Jose, CA  
 2023-24 Men's Basketball

**Game Time:** 8:00 PM  
**Game Duration:** 1:41  
**Attendance:** 1,484

**Officials:** Verne Harris, Michael Greenstein, Doug Sturdivan

**Bethesda (CA)**

Lineup	Quarter On	Time On	Quarter Off	Time Off	Time on Court	Score	Score Diff	Reb	Stl	Tov	Ass	PPP
0- Perry S/ 1- Joseph J/ 10- Ileleji J/ 23- Henry M/ 24- Robins S/	1	20:00	1	14:01	05:59	6-19	-13	3	0	3	1	0.6000
0- Perry S/ 4- Chapel A/ 10- Ileleji J/ 23- Henry M/ 24- Robins S/	1	14:01	1	12:52	01:09	2-2	0	1	1	0	0	0.6667
0- Perry S/ 4- Chapel A/ 10- Ileleji J/ 21- Wright A/ 24- Robins S/	1	12:52	1	11:15	01:37	3-3	0	2	0	0	1	1.5000
0- Perry S/ 1- Joseph J/ 4- Chapel A/ 10- Ileleji J/ 21- Wright A/	1	11:15	1	09:41	01:34	7-5	2	2	1	0	0	1.4344
1- Joseph J/ 4- Chapel A/ 10- Ileleji J/ 21- Wright A/ 23- Henry M/	1	09:41	1	07:56	01:45	5-8	-3	0	0	0	0	1.6667
1- Joseph J/ 10- Ileleji J/ 15- Blunt K/ 21- Wright A/ 23- Henry M/	1	07:56	1	07:03	00:53	3-2	1	1	0	0	0	1.2931
0- Perry S/ 1- Joseph J/ 10- Ileleji J/ 23- Henry M/ 24- Robins S/	1	07:03	1	01:50	05:13	19-10	9	3	3	2	1	1.4890
0- Perry S/ 10- Ileleji J/ 21- Wright A/ 23- Henry M/ 24- Robins S/	1	01:50	2	20:00	01:50	2-7	-5	1	0	2	0	0.5000
0- Perry S/ 1- Joseph J/ 10- Ileleji J/ 23- Henry M/ 24- Robins S/	2	20:00	2	16:40	03:20	0-10	-10	0	1	1	0	0.0000
0- Perry S/ 1- Joseph J/ 10- Ileleji J/ 21- Wright A/ 24- Robins S/	2	16:40	2	13:33	03:07	2-8	-6	1	0	1	0	0.3333
0- Perry S/ 10- Ileleji J/ 15- Blunt K/ 21- Wright A/ 24- Robins S/	2	13:33	2	11:27	02:06	3-7	-4	1	0	2	0	0.7979
0- Perry S/ 10- Ileleji J/ 21- Wright A/ 24- Robins S/ 33- Reed J/	2	11:27	2	09:27	02:00	3-2	1	3	1	0	0	0.8721
10- Ileleji J/ 21- Wright A/ 24- Robins S/ 32- Yee T/ 33- Reed J/	2	09:27	2	06:32	02:55	8-8	0	2	0	0	0	1.3333
4- Chapel A/ 10- Ileleji J/ 21- Wright A/ 32- Yee T/ 33- Reed J/	2	06:32	2	03:42	02:50	4-13	-9	2	0	2	1	0.6803
4- Chapel A/ 13- Plumley M/ 21- Wright A/ 32- Yee T/ 33- Reed J/	2	03:42	2	00:00	03:42	5-13	-8	2	1	2	1	0.6250



**Officials:** Verne Harris, Michael Greenstein, Doug Sturdivan

**San Jose St.**

Lineup	Quarter On	Time On	Quarter Off	Time Off	Time on Court	Score	Score Diff	Reb	Stl	Tov	Ass	PPP
0- Amey Jr. M/ 4- Diongue A/ 5- Gorener T/ 13- Cardenas A/ 15- Anderson T/	1	20:00	1	17:26	02:34	7-2	5	5	1	0	2	1.1667
5- Gorener T/ 13- Cardenas A/ 15- Anderson T/ 21- Humer W/ 25- Perry R/	1	17:26	1	16:48	00:38	2-0	2	1	0	0	1	4.5455
5- Gorener T/ 6- Davis L/ 13- Cardenas A/ 21- Humer W/ 25- Perry R/	1	16:48	1	15:46	01:02	2-2	0	0	0	0	0	2.0000
0- Amey Jr. M/ 6- Davis L/ 15- Anderson T/ 21- Humer W/ 25- Perry R/	1	15:46	1	14:44	01:02	4-2	2	2	0	0	1	2.7778
0- Amey Jr. M/ 4- Diongue A/ 6- Davis L/ 15- Anderson T/ 25- Perry R/	1	14:44	1	11:34	03:10	9-5	4	5	1	2	3	1.0817
2- Mitchell Jr. R/ 5- Gorener T/ 7- Goodarzi P/ 13- Cardenas A/ 21- Humer W/	1	11:34	1	07:03	04:31	15-15	0	4	0	1	4	1.4535
0- Amey Jr. M/ 4- Diongue A/ 6- Davis L/ 15- Anderson T/ 25- Perry R/	1	07:03	1	06:08	00:55	0-4	-4	1	0	1	0	0.0000
0- Amey Jr. M/ 4- Diongue A/ 13- Cardenas A/ 15- Anderson T/ 25- Perry R/	1	06:08	1	04:15	01:53	5-3	2	2	0	2	2	1.2500
0- Amey Jr. M/ 4- Diongue A/ 5- Gorener T/ 13- Cardenas A/ 25- Perry R/	1	04:15	1	03:34	00:41	2-4	-2	0	0	2	0	0.5155
0- Amey Jr. M/ 4- Diongue A/ 5- Gorener T/ 6- Davis L/ 13- Cardenas A/	1	03:34	2	20:00	03:34	10-10	0	4	1	1	0	1.2887
0- Amey Jr. M/ 4- Diongue A/ 5- Gorener T/ 13- Cardenas A/ 15- Anderson T/	2	20:00	2	16:12	03:48	13-0	13	4	1	1	3	1.8895
0- Amey Jr. M/ 5- Gorener T/ 13- Cardenas A/ 15- Anderson T/ 21- Humer W/	2	16:12	2	13:33	02:39	5-2	3	4	0	2	2	1.0000
0- Amey Jr. M/ 6- Davis L/ 13- Cardenas A/ 15- Anderson T/ 21- Humer W/	2	13:33	2	12:33	01:00	3-2	1	0	0	0	1	3.0000
0- Amey Jr. M/ 13- Cardenas A/ 15- Anderson T/ 21- Humer W/ 25- Perry R/	2	12:33	2	12:04	00:29	0-1	-1	0	0	0	0	0.0000
0- Amey Jr. M/ 5- Gorener T/ 13- Cardenas A/ 21- Humer W/ 25- Perry R/	2	12:04	2	09:27	02:37	6-3	3	4	2	1	3	1.1029
2- Mitchell Jr. R/ 4- Diongue A/ 5- Gorener T/ 6- Davis L/ 13- Cardenas A/	2	09:27	2	06:32	02:55	8-8	0	4	0	0	2	1.3333
2- Mitchell Jr. R/ 4- Diongue A/ 5- Gorener T/ 6- Davis L/ 7- Goodarzi P/	2	06:32	2	06:07	00:25	3-0	3	1	0	0	0	1.5957
2- Mitchell Jr. R/ 4- Diongue A/ 6- Davis L/ 7- Goodarzi P/ 25- Perry R/	2	06:07	2	06:07	00:00	0-0	0	0	0	0	0	0.0000
2- Mitchell Jr. R/ 6- Davis L/ 7- Goodarzi P/ 20- Wise C/ 25- Perry R/	2	06:07	2	03:42	02:25	10-4	6	2	1	0	2	2.2523
2- Mitchell Jr. R/ 6- Davis L/ 7- Goodarzi P/ 20- Wise C/ 24- Blackerby B/	2	03:42	2	00:00	03:42	13-5	8	5	2	1	2	1.5625



Official Basketball Line Up Analysis - Final  
**Bethesda (CA) at San Jose St.**  
 11/09/23 Provident Credit Union Event Center, San Jose, CA  
 2023-24 Men's Basketball

**Game Time:** 8:00 PM  
**Game Duration:** 1:41  
**Attendance:** 1,484

**Officials:** Verne Harris, Michael Greenstein, Doug Sturdivan

**Bethesda (CA)**

Lineup	Time	Score	Score Diff	Pts/Min	Reb	Stl	Tov	Ass	PPP
0- Perry S/ 1- Joseph J/ 10- Ileleji J/ 23- Henry M/ 24- Robins S/	14:32	25-39	-14	1.7202	6	4	6	2	0.9006
4- Chapel A/ 13- Plumley M/ 21- Wright A/ 32- Yee T/ 33- Reed J/	03:42	5-13	-8	1.3514	2	1	2	1	0.6250
0- Perry S/ 1- Joseph J/ 10- Ileleji J/ 21- Wright A/ 24- Robins S/	03:07	2-8	-6	0.6417	1	0	1	0	0.3333
10- Ileleji J/ 21- Wright A/ 24- Robins S/ 32- Yee T/ 33- Reed J/	02:55	8-8	0	2.7429	2	0	0	0	1.3333
4- Chapel A/ 10- Ileleji J/ 21- Wright A/ 32- Yee T/ 33- Reed J/	02:50	4-13	-9	1.4118	2	0	2	1	0.6803
0- Perry S/ 10- Ileleji J/ 15- Blunt K/ 21- Wright A/ 24- Robins S/	02:06	3-7	-4	1.4286	1	0	2	0	0.7979
0- Perry S/ 10- Ileleji J/ 21- Wright A/ 24- Robins S/ 33- Reed J/	02:00	3-2	1	1.5000	3	1	0	0	0.8721
0- Perry S/ 10- Ileleji J/ 21- Wright A/ 23- Henry M/ 24- Robins S/	01:50	2-7	-5	1.0909	1	0	2	0	0.5000
1- Joseph J/ 4- Chapel A/ 10- Ileleji J/ 21- Wright A/ 23- Henry M/	01:45	5-8	-3	2.8571	0	0	0	0	1.6667
0- Perry S/ 4- Chapel A/ 10- Ileleji J/ 21- Wright A/ 24- Robins S/	01:37	3-3	0	1.8557	2	0	0	1	1.5000
0- Perry S/ 1- Joseph J/ 4- Chapel A/ 10- Ileleji J/ 21- Wright A/	01:34	7-5	2	4.4681	2	1	0	0	1.4344
0- Perry S/ 4- Chapel A/ 10- Ileleji J/ 23- Henry M/ 24- Robins S/	01:09	2-2	0	1.7391	1	1	0	0	0.6667
1- Joseph J/ 10- Ileleji J/ 15- Blunt K/ 21- Wright A/ 23- Henry M/	00:53	3-2	1	3.3962	1	0	0	0	1.2931



Official Basketball Line Up Analysis - Final  
**Bethesda (CA) at San Jose St.**  
 11/09/23 Provident Credit Union Event Center, San Jose, CA  
 2023-24 Men's Basketball

**Game Time:** 8:00 PM  
**Game Duration:** 1:41  
**Attendance:** 1,484

**Officials:** Verne Harris, Michael Greenstein, Doug Sturdivan

**San Jose St.**

Lineup	Time	Score	Score Diff	Pts/Min	Reb	Stl	Tov	Ass	PPP
0- Amey Jr. M/ 4- Diongue A/ 5- Gorener T/ 13- Cardenas A/ 15- Anderson T/	06:22	20-2	18	3.1414	9	2	1	5	1.5528
2- Mitchell Jr. R/ 5- Gorener T/ 7- Goodarzi P/ 13- Cardenas A/ 21- Humer W/	04:31	15-15	0	3.3210	4	0	1	4	1.4535
0- Amey Jr. M/ 4- Diongue A/ 6- Davis L/ 15- Anderson T/ 25- Perry R/	04:05	9-9	0	2.2041	6	1	3	3	0.9221
2- Mitchell Jr. R/ 6- Davis L/ 7- Goodarzi P/ 20- Wise C/ 24- Blackerby B/	03:42	13-5	8	3.5135	5	2	1	2	1.5625
0- Amey Jr. M/ 4- Diongue A/ 5- Gorener T/ 6- Davis L/ 13- Cardenas A/	03:34	10-10	0	2.8037	4	1	1	0	1.2887
2- Mitchell Jr. R/ 4- Diongue A/ 5- Gorener T/ 6- Davis L/ 13- Cardenas A/	02:55	8-8	0	2.7429	4	0	0	2	1.3333
0- Amey Jr. M/ 5- Gorener T/ 13- Cardenas A/ 15- Anderson T/ 21- Humer W/	02:39	5-2	3	1.8868	4	0	2	2	1.0000
0- Amey Jr. M/ 5- Gorener T/ 13- Cardenas A/ 21- Humer W/ 25- Perry R/	02:37	6-3	3	2.2930	4	2	1	3	1.1029
2- Mitchell Jr. R/ 6- Davis L/ 7- Goodarzi P/ 20- Wise C/ 25- Perry R/	02:25	10-4	6	4.1379	2	1	0	2	2.2523
0- Amey Jr. M/ 4- Diongue A/ 13- Cardenas A/ 15- Anderson T/ 25- Perry R/	01:53	5-3	2	2.6549	2	0	2	2	1.2500
5- Gorener T/ 6- Davis L/ 13- Cardenas A/ 21- Humer W/ 25- Perry R/	01:02	2-2	0	1.9355	0	0	0	0	2.0000
0- Amey Jr. M/ 6- Davis L/ 15- Anderson T/ 21- Humer W/ 25- Perry R/	01:02	4-2	2	3.8710	2	0	0	1	2.7778
0- Amey Jr. M/ 6- Davis L/ 13- Cardenas A/ 15- Anderson T/ 21- Humer W/	01:00	3-2	1	3.0000	0	0	0	1	3.0000
0- Amey Jr. M/ 4- Diongue A/ 5- Gorener T/ 13- Cardenas A/ 25- Perry R/	00:41	2-4	-2	2.9268	0	0	2	0	0.5155
5- Gorener T/ 13- Cardenas A/ 15- Anderson T/ 21- Humer W/ 25- Perry R/	00:38	2-0	2	3.1579	1	0	0	1	4.5455
0- Amey Jr. M/ 13- Cardenas A/ 15- Anderson T/ 21- Humer W/ 25- Perry R/	00:29	0-1	-1	0.0000	0	0	0	0	0.0000
2- Mitchell Jr. R/ 4- Diongue A/ 5- Gorener T/ 6- Davis L/ 7- Goodarzi P/	00:25	3-0	3	7.2000	1	0	0	0	1.5957
2- Mitchell Jr. R/ 4- Diongue A/ 6- Davis L/ 7- Goodarzi P/ 25- Perry R/	00:00	0-0	0	NaN	0	0	0	0	0.0000