



Officials: Michael Price, Nicole Leon, Ashley Ellis

Bellarmine - 65

Record: 0-1

NO.	Name	F	Min	FG	3P	FT	Rebounds			Fouls		TP	AS	TO	ST	Blocks		+/-
				M-A	M-A	M-A	OR	DR	TOT	PF	FD					BS	BA	
12	Paetynn Gray	F	17:18	0-1	0-1	0-0	0	5	5	5	1	0	0	4	0	0	0	-10
14	Lucy Robertson	F	15:59	0-0	0-0	4-6	0	1	1	0	6	4	1	4	0	0	0	-9
0	Miyah Brown	G	32:45	2-8	0-0	3-4	2	4	6	5	3	7	1	2	1	1	1	-15
4	Hope Sivori	G	19:04	4-12	2-7	0-0	0	0	0	3	0	10	1	3	1	0	2	0
23	Hayley Harrison	G	32:56	7-15	3-8	6-8	2	4	6	2	6	23	1	3	2	0	1	-11
34	Cam Browning		11:22	1-2	0-0	0-0	1	1	2	5	0	2	0	1	0	0	0	-4
5	Ashlee Harris		15:58	0-2	0-0	2-2	1	1	2	2	1	2	1	0	1	0	0	-6
15	Claire Knies		31:31	2-7	2-5	6-6	2	2	4	3	4	12	0	1	1	0	0	-16
22	Jayla Butler		12:49	2-5	0-0	1-4	0	0	0	5	5	5	1	0	3	1	1	-6
32	Bralee Trice		04:58	0-1	0-1	0-0	0	0	0	0	2	0	0	1	0	0	0	-4
24	Mackenzie Keelin		05:20	0-1	0-1	0-0	0	1	1	0	1	0	0	0	1	0	0	1
Team							2	5	7			0		1				
Totals				18-54	7-23	22-30	10	24	34	31	29	65	6	20	10	2	5	-16

Technical Fouls: Coach 3rd 3:18

Shooting By Period		
1 st FG%	5-16	31.3%
3PT%	3-8	37.5%
FT%	3-4	75%
2 nd FG%	2-10	20.0%
3PT%	0-4	0.0%
FT%	4-8	50%
3 rd FG%	4-13	30.8%
3PT%	3-6	50.0%
FT%	6-6	100%
4 th FG%	7-15	46.7%
3PT%	1-5	20.0%
FT%	9-12	75%
GM FG%	18-54	33.3%
3PT%	7-23	30.4%
FT%	22-30	73.3%

Dead Ball Rebounds: 4, 0

San Jose St. - 81

Record: 1-1

NO.	Name	F	Min	FG	3P	FT	Rebounds			Fouls		TP	AS	TO	ST	Blocks		+/-
				M-A	M-A	M-A	OR	DR	TOT	PF	FD					BS	BA	
11	Marisa Davis-Jones	F	20:46	5-9	0-0	7-9	1	5	6	4	7	17	2	2	2	0	0	0
24	Amhyia Moreland	F	14:20	2-4	1-1	1-4	4	3	7	4	2	6	2	4	0	2	0	14
4	Jyah LoVett	G	21:39	2-2	0-0	6-6	0	2	2	3	6	10	1	5	3	0	0	4
12	Jasmine Singleton	G	27:01	1-4	0-1	1-4	3	1	4	2	3	3	6	0	2	0	0	13
30	Sabrina Ma	G	26:28	4-9	2-6	1-2	0	3	3	3	1	11	0	1	0	2	0	4
44	Finau Tonga		19:32	3-4	0-0	2-5	0	5	5	4	6	8	1	0	0	0	0	6
15	Maya Anderson		19:19	1-4	0-3	2-2	1	3	4	0	1	4	3	2	3	0	0	13
1	Aniyah Quow		07:07	1-1	0-0	1-2	0	2	2	3	1	3	1	2	0	0	0	5
21	Sofia Kelemeni		12:10	2-5	1-3	0-0	2	0	2	2	0	5	0	0	0	0	0	10
3	Nailea Nicholas		19:04	3-7	0-0	0-0	3	3	6	2	1	6	0	3	2	0	1	9
34	Semaj Smith		08:29	2-5	0-0	2-2	0	1	1	2	1	6	0	2	0	1	0	2
0	Sydni Summers		04:05	1-4	0-1	0-0	0	1	1	0	1	2	1	0	1	0	1	0
Team							1	1	2			0		1				
Totals				27-58	4-15	23-36	15	30	45	29	30	81	17	22	13	5	2	16

Technical Fouls: NONE

Dead Ball Rebounds: 5, 0

	BUK	SJSU
Biggest lead	5 (1 st 6:55)	19 (4 th 8:01)
Best Scoring Run	5 (1 st 6:55)	12 (2 nd 2:31)
Lead Changes	3	
Times Tied	2	
Time with Lead	06:43	31:32

	BUK	SJSU
Points from		
Turnovers	18	19
Paint	14	44
Second Chance	2	13
Fast Breaks	9	16
Bench	21	34

	Period by Period Scoring				
	1st	2nd	3rd	4th	TOT
BUK	16	8	17	24	65
SJSU	17	19	21	24	81



Period 1

Quarter Starters:

SJSU	4 LoVett J	11 Davis-Jones M	12 Singleton J	24 Moreland A	30 Ma S
BUK	0 Brown M	4 Sivori H	12 Gray P	14 Robertson L	23 Harrison H

Game Time	SJSU	Score	Diff	BUK
10:00	24 MORELAND A jumpball won			14 ROBERTSON L jumpball lost
09:41	24 MORELAND A 2pt FG in the paint, hook shot missed			
09:39				defensive rebound (1)
09:39	11 DAVIS-JONES M foul personal (1 - 1)			14 ROBERTSON L foul drawn (1)
09:29		0-2	-2	0 BROWN M 2pt FG in the paint, floating jump shot made (2)
09:15	30 MA S 2pt FG in the paint, layup missed			
09:11	24 MORELAND A offensive rebound (1)			
09:07	30 MA S 3pt FG second chance, jump shot missed			
09:01				12 GRAY P defensive rebound (1)
08:56	4 LOVETT J steal (1)			4 SIVORI H turnover bad pass (1)
08:50	4 LOVETT J turnover lost ball (1)			
08:40				4 SIVORI H 3pt FG from turnover, jump shot blocked
08:40	24 MORELAND A block (1)			
08:40				offensive rebound (3)
08:22				4 SIVORI H 3pt FG from turnover second chance, jump shot missed
08:16	24 MORELAND A defensive rebound (2)			
08:12	11 DAVIS-JONES M foul drawn (1)			4 SIVORI H foul shooting (1 - 1)
08:12	11 DAVIS-JONES M free throw 1 - 2 made (1)	1-2	-1	
08:12	11 DAVIS-JONES M free throw 2 - 2 made (2)	2-2	0	
07:52				4 SIVORI H 3pt FG , jump shot missed
07:47	4 LOVETT J defensive rebound (1)			
07:47	4 LOVETT J foul drawn (1)			0 BROWN M foul personal (1 - 2)
07:47				14 ROBERTSON L substitution out
07:47				34 BROWNING C substitution in
07:31	24 MORELAND A turnover travel (1)			
07:31	24 MORELAND A substitution out			
07:31	44 TONGA F substitution in			
07:20	4 LOVETT J foul shooting (1 - 2)			23 HARRISON H foul drawn (1)
07:20		2-3	-1	23 HARRISON H free throw 1 - 2 made (1)
07:20		2-4	-2	23 HARRISON H free throw 2 - 2 made (2)
07:06	4 LOVETT J turnover bad pass (2)			0 BROWN M steal (1)
06:55		2-7	-5	23 HARRISON H 3pt FG from turnover, jump shot made (5)
06:26	11 DAVIS-JONES M 2pt FG in the paint, driving layup made (4)	4-7	-3	
06:01	12 SINGLETON J foul drawn (1)			4 SIVORI H foul offensive (2 - 3)
06:01				4 SIVORI H turnover offensive (2)
06:01	30 MA S substitution out			
06:01	15 ANDERSON M substitution in			
06:01				4 SIVORI H substitution out
06:01				5 HARRIS A substitution in
05:58				12 GRAY P substitution out
05:58				15 KNIES C substitution in
05:50	44 TONGA F 2pt FG from turnover in the paint, layup made (2)	6-7	-1	



Officials: Michael Price, Nicole Leon, Ashley Ellis

Game Time	SJSU	Score	Diff	BUK
05:50	12 SINGLETON J assist (1)			
05:50	44 TONGA F foul drawn (1)			34 BROWNING C foul shooting (1 - 4)
05:50	44 TONGA F free throw 1 - 1 missed			
05:49				23 HARRISON H defensive rebound (1)
05:41		6-9	-3	34 BROWNING C 2pt FG outside the paint, jump shot made (2)
05:41				23 HARRISON H assist (1)
05:18	44 TONGA F 2pt FG in the paint, layup made (4)	8-9	-1	
05:02				23 HARRISON H 3pt FG , jump shot missed
04:57	11 DAVIS-JONES M defensive rebound (1)			
04:52	11 DAVIS-JONES M 2pt FG in the paint, layup missed			
04:51				defensive rebound (5)
04:51	Timeout media			
04:51				34 BROWNING C substitution out
04:51				14 ROBERTSON L substitution in
04:30		8-12	-4	23 HARRISON H 3pt FG , jump shot made (8)
04:30				14 ROBERTSON L assist (1)
04:11	4 LOVETT J foul offensive (2 - 3)			14 ROBERTSON L foul drawn (2)
04:11	4 LOVETT J turnover offensive (3)			
04:11	4 LOVETT J substitution out			
04:11	1 QUOW A substitution in			
03:57	11 DAVIS-JONES M foul personal (2 - 4)			23 HARRISON H foul drawn (2)
03:57	11 DAVIS-JONES M substitution out			
03:57	21 KELEMENI S substitution in			
03:40				15 KNIES C 3pt FG from turnover, jump shot missed
03:35				5 HARRIS A offensive rebound (1)
03:19				23 HARRISON H 2pt FG from turnover second chance outside the paint, jump shot missed
03:15	44 TONGA F defensive rebound (1)			
03:00	1 QUOW A 2pt FG in the paint, layup made (2)	10-12	-2	
03:00	15 ANDERSON M assist (1)			
02:45	15 ANDERSON M steal (1)			14 ROBERTSON L turnover bad pass (1)
02:38	15 ANDERSON M 3pt FG from turnover, jump shot missed			
02:34				0 BROWN M defensive rebound (1)
02:22	15 ANDERSON M steal (2)			0 BROWN M turnover bad pass (1)
02:17	15 ANDERSON M 2pt FG fast break from turnover in the paint, layup made (2)	12-12	0	
02:17	12 SINGLETON J assist (2)			
02:03				5 HARRIS A 2pt FG outside the paint, floating jump shot missed
01:59	1 QUOW A defensive rebound (1)			
01:55	15 ANDERSON M foul drawn (1)			23 HARRISON H foul shooting (1 - 5)
01:55	12 SINGLETON J substitution out			
01:55	44 TONGA F substitution out			
01:55	3 NICHOLAS N substitution in			
01:55	34 SMITH S substitution in			
01:55				5 HARRIS A substitution out
01:55				14 ROBERTSON L substitution out
01:55				23 HARRISON H substitution out
01:55				12 GRAY P substitution in
01:55				22 BUTLER J substitution in
01:55				34 BROWNING C substitution in



Official Basketball Play by Play - 1st Period
Bellarmine at San Jose St.
 11/09/23 Provident Credit Union Event Center, San Jose
 2023-24 Women's Basketball

Game Time: 5:00 PM
Game Duration: 2:02
Attendance: 847

Officials: Michael Price, Nicole Leon, Ashley Ellis

Game Time	SJSU	Score	Diff	BUK
01:55	15 ANDERSON M free throw 1 - 2 made (3)	13-12	1	
01:55	15 ANDERSON M free throw 2 - 2 made (4)	14-12	2	
01:45				15 KNIES C 2pt FG in the paint, jump shot missed
01:42	1 QUOW A defensive rebound (2)			
01:41	1 QUOW A turnover lost ball (1)			22 BUTLER J steal (1)
01:41	1 QUOW A foul personal (1 - 5)			22 BUTLER J foul drawn (1)
01:41				22 BUTLER J free throw fast break 1 - 2 missed
01:41				offensive dead ball rebound (1)
01:41		14-13	1	22 BUTLER J free throw fast break 2 - 2 made (1)
01:27	3 NICHOLAS N 2pt FG outside the paint, jump shot missed			
01:24	3 NICHOLAS N offensive rebound (1)			
01:18	34 SMITH S 2pt FG second chance in the paint, hook shot missed			
01:14				12 GRAY P defensive rebound (2)
01:04				34 BROWNING C 2pt FG in the paint, jump shot missed
01:00				0 BROWN M offensive rebound (2)
00:58				0 BROWN M 2pt FG second chance in the paint, jump shot blocked
00:58	34 SMITH S block (1)			
00:52	15 ANDERSON M defensive rebound (1)			
00:37	34 SMITH S 2pt FG in the paint, layup made (2)	16-13	3	
00:37	15 ANDERSON M assist (2)			
00:33				Timeout 30 Sec
00:16				0 BROWN M 2pt FG in the paint, jump shot missed
00:14	15 ANDERSON M defensive rebound (2)			
00:07	1 QUOW A foul drawn (1)			22 BUTLER J foul personal (1 - 6)
00:07	1 QUOW A free throw 1 - 2 missed			
00:07	offensive dead ball rebound (1)			
00:07	1 QUOW A free throw 2 - 2 made (3)	17-13	4	
00:01		17-16	1	15 KNIES C 3pt FG , jump shot made (3)
00:01				0 BROWN M assist (1)
END OF PERIOD				
SJSU 17-16 BUK				



Officials: Michael Price, Nicole Leon, Ashley Ellis

Bellarmine - 16

NO.	Name	F	Min	FG			Rebounds			Fouls		TP	AS	TO	ST	Blocks		+/-
				M-A	M-A	M-A	OR	DR	TOT	PF	FD					BS	BA	
12	Paetynn Gray	F	05:57	0-0	0-0	0-0	0	2	2	0	0	0	0	0	0	0	0	2
14	Lucy Robertson	F	05:09	0-0	0-0	0-0	0	0	0	0	2	0	1	1	0	0	0	-1
0	Miyah Brown	G	10:00	1-3	0-0	0-0	1	1	2	1	0	2	1	1	1	0	1	-1
4	Hope Sivori	G	03:59	0-3	0-3	0-0	0	0	0	2	0	0	0	2	0	0	1	3
23	Hayley Harrison	G	08:05	2-4	2-3	2-2	0	1	1	1	2	8	1	0	0	0	0	0
34	Cam Browning		04:51	1-2	0-0	0-0	0	0	0	1	0	2	0	0	0	0	0	0
5	Ashlee Harris		04:06	0-1	0-0	0-0	1	0	1	0	0	0	0	0	0	0	0	-3
15	Claire Knies		05:58	1-3	1-2	0-0	0	0	0	0	0	3	0	0	0	0	0	-4
22	Jayla Butler		01:55	0-0	0-0	1-2	0	0	0	1	1	1	0	0	1	0	0	-1
Team							1	2	3			0						
Totals				5-16	3-8	3-4	3	6	9	6	5	16	3	4	2	0	2	-1

Shooting By Period		
1st FG%	5-16	31.3%
3PT%	3-8	37.5%
FT%	3-4	75%
GM FG%	5-16	31.3%
3PT%	3-8	37.5%
FT%	3-4	75.0%

Dead Ball Rebounds: 1, 0

Technical Fouls::NONE

San Jose St. - 17

NO.	Name	F	Min	FG			Rebounds			Fouls		TP	AS	TO	ST	Blocks		+/-
				M-A	M-A	M-A	OR	DR	TOT	PF	FD					BS	BA	
11	Marisa Davis-Jones	F	06:03	1-2	0-0	2-2	0	1	1	2	1	4	0	0	0	0	0	-4
24	Amhyia Moreland	F	02:29	0-1	0-0	0-0	1	1	2	0	0	0	0	1	0	1	0	0
4	Jyah LoVett	G	05:49	0-0	0-0	0-0	0	1	1	2	1	0	0	3	1	0	0	-4
12	Jasmine Singleton	G	08:05	0-0	0-0	0-0	0	0	0	0	1	0	2	0	0	0	0	0
30	Sabrina Ma	G	03:59	0-2	0-1	0-0	0	0	0	0	0	0	0	0	0	0	0	-3
44	Finau Tonga		05:36	2-2	0-0	0-1	0	1	1	0	1	4	0	0	0	0	0	0
15	Maya Anderson		06:01	1-2	0-1	2-2	0	2	2	0	1	4	2	0	2	0	0	4
1	Aniyah Quow		04:11	1-1	0-0	1-2	0	2	2	1	1	3	0	1	0	0	0	5
21	Sofia Kelemeni		03:57	0-0	0-0	0-0	0	0	0	0	0	0	0	0	0	0	0	5
3	Nailea Nicholas		01:55	0-1	0-0	0-0	1	0	1	0	0	0	0	0	0	0	0	1
34	Semaj Smith		01:55	1-2	0-0	0-0	0	0	0	0	0	2	0	0	0	1	0	1
Team							0	0	0			0						
Totals				6-13	0-2	5-7	2	8	10	5	6	17	4	5	3	2	0	1

Shooting By Period		
1st FG%	6-13	46.2%
3PT%	0-2	0.0%
FT%	5-7	71.4%
GM FG%	6-13	46.2%
3PT%	0-2	0.0%
FT%	5-7	71.4%

Dead Ball Rebounds: 1, 0

Technical Fouls::NONE

	BUK	SJSU
Biggest lead	5 (1 st 6:55)	4 (1 st 0:07)
Best Scoring Run	5 (1 st 6:55)	6 (1 st 1:55)
Lead Changes	1	
Times Tied	2	
Time with Lead	06:20	01:55

Points from	BUK	SJSU
Turnovers	6	4
Paint	2	12
Second Chance	0	0
Fast Breaks	1	2
Bench	6	13

	Period by Period Scoring				
	1st	2nd	3rd	4th	TOT
BUK	16	8	17	24	65
SJSU	17	19	21	24	81



Period 2

Quarter Starters:

SJSU	12 Singleton J	15 Anderson M	21 Kelemen S	30 Ma S	44 Tonga F
BUK	0 Brown M	12 Gray P	15 Knies C	22 Butler J	34 Browning C

Game Time	SJSU	Score	Diff	BUK
10:00	1 QUOW A substitution out			
10:00	3 NICHOLAS N substitution out			
10:00	34 SMITH S substitution out			
10:00	12 SINGLETON J substitution in			
10:00	30 MA S substitution in			
10:00	44 TONGA F substitution in			
09:30		17-18	-1	22 BUTLER J 2pt FG in the paint, layup made (3)
09:12	44 TONGA F 2pt FG in the paint, layup missed			
09:08	21 KELEMENI S offensive rebound (1)			
09:07	21 KELEMENI S 2pt FG second chance in the paint, layup made (2)	19-18	1	
08:38				22 BUTLER J 2pt FG in the paint, layup blocked
08:38	30 MA S block (1)			
08:33	15 ANDERSON M defensive rebound (3)			
08:23	21 KELEMENI S 3pt FG , jump shot missed			
08:19				0 BROWN M defensive rebound (3)
08:19	jump ball situation			
08:19	12 SINGLETON J steal (1)			0 BROWN M turnover lost ball (2)
08:19				12 GRAY P substitution out
08:19				23 HARRISON H substitution in
08:10	21 KELEMENI S substitution out			
08:10	24 MORELAND A substitution in			
08:06	12 SINGLETON J foul drawn (2)			34 BROWNING C foul shooting (2 - 1)
08:06				34 BROWNING C substitution out
08:06				14 ROBERTSON L substitution in
08:06	12 SINGLETON J free throw 1 - 2 missed			
08:06	offensive dead ball rebound (2)			
08:06	12 SINGLETON J free throw 2 - 2 missed			
08:03	24 MORELAND A offensive rebound (3)			
08:03	24 MORELAND A 2pt FG from turnover second chance in the paint, jump shot missed			
08:03				defensive rebound (11)
08:03	44 TONGA F foul personal (1 - 1)			14 ROBERTSON L foul drawn (3)
08:03	15 ANDERSON M substitution out			
08:03	3 NICHOLAS N substitution in			
07:44	12 SINGLETON J steal (2)			14 ROBERTSON L turnover lost ball (2)
07:33	30 MA S 2pt FG from turnover in the paint, driving layup made (2)	21-18	3	
07:33	12 SINGLETON J assist (3)			
07:13	3 NICHOLAS N steal (1)			14 ROBERTSON L turnover lost ball (3)
07:07	3 NICHOLAS N 2pt FG fast break from turnover in the paint, layup made (2)	23-18	5	
07:07	24 MORELAND A assist (1)			
06:55	12 SINGLETON J foul personal (1 - 2)			22 BUTLER J foul drawn (2)



Officials: Michael Price, Nicole Leon, Ashley Ellis

Game Time	SJSU	Score	Diff	BUK
06:44		23-20	3	0 BROWN M 2pt FG in the paint, driving layup made (4)
06:24	44 TONGA F 2pt FG in the paint, layup made (6)	25-20	5	
06:24	24 MORELAND A assist (2)			
06:10				23 HARRISON H 3pt FG , jump shot missed
06:07	defensive rebound (14)			
06:07	30 MA S substitution out			
06:07	15 ANDERSON M substitution in			
05:44	24 MORELAND A 3pt FG , jump shot made (3)	28-20	8	
05:44	15 ANDERSON M assist (3)			
05:30				15 KNIES C 2pt FG outside the paint, jump shot missed
05:28				15 KNIES C offensive rebound (1)
05:28	jump ball situation			
05:28	44 TONGA F substitution out			
05:28	34 SMITH S substitution in			
05:28				14 ROBERTSON L substitution out
05:28				22 BUTLER J substitution out
05:28				12 GRAY P substitution in
05:28				32 TRICE B substitution in
05:24	12 SINGLETON J substitution out			
05:24	1 QUOW A substitution in			
05:17				0 BROWN M 2pt FG second chance outside the paint, jump shot missed
05:13	34 SMITH S defensive rebound (1)			
05:10	3 NICHOLAS N 2pt FG fast break in the paint, layup made (4)	30-20	10	
05:10	1 QUOW A assist (1)			
05:09				Timeout 30 Sec
05:09				Timeout media
05:09				0 BROWN M substitution out
05:09				5 HARRIS A substitution in
04:54	24 MORELAND A foul personal (1 - 3)			12 GRAY P foul drawn (1)
04:54	24 MORELAND A substitution out			
04:54	30 MA S substitution in			
04:48				32 TRICE B 3pt FG , jump shot missed
04:45				15 KNIES C offensive rebound (2)
04:44	34 SMITH S substitution out			
04:44	21 KELEMENI S substitution in			
04:44	15 ANDERSON M substitution out			
04:44	24 MORELAND A substitution in			
04:40				5 HARRIS A 2pt FG second chance in the paint, layup missed
04:37	30 MA S defensive rebound (1)			
04:15	1 QUOW A turnover travel (2)			
04:05	3 NICHOLAS N steal (2)			12 GRAY P turnover bad pass (1)
04:00	3 NICHOLAS N 2pt FG from turnover in the paint, jump shot missed			
03:58	24 MORELAND A offensive rebound (4)			
03:58	jump ball situation			
03:48	24 MORELAND A foul drawn (1)			5 HARRIS A foul shooting (1 - 2)
03:48	1 QUOW A substitution out			
03:48	0 SUMMERS S substitution in			
03:48				32 TRICE B substitution out



Official Basketball Play by Play - 2nd Period
Bellarmine at San Jose St.
 11/09/23 Provident Credit Union Event Center, San Jose
 2023-24 Women's Basketball

Game Time: 5:00 PM
Game Duration: 2:02
Attendance: 847

Officials: Michael Price, Nicole Leon, Ashley Ellis

Game Time	SJSU	Score	Diff	BUK
03:48				14 ROBERTSON L substitution in
03:48	24 MORELAND A free throw 1 - 2 missed			
03:48	offensive dead ball rebound (3)			
03:48	24 MORELAND A free throw 2 - 2 missed			
03:47				5 HARRIS A defensive rebound (2)
03:26				23 HARRISON H turnover bad pass (1)
03:26	24 MORELAND A substitution out			
03:26	44 TONGA F substitution in			
03:15	21 KELEMENI S 3pt FG from turnover, jump shot made (5)	33-20	13	
03:15	0 SUMMERS S assist (1)			
03:00				23 HARRISON H 3pt FG , jump shot missed
02:57	3 NICHOLAS N defensive rebound (2)			
02:57	3 NICHOLAS N foul drawn (1)			12 GRAY P foul personal (1 - 3)
02:57				5 HARRIS A substitution out
02:57				0 BROWN M substitution in
02:49	0 SUMMERS S 3pt FG , jump shot missed			
02:45				12 GRAY P defensive rebound (3)
02:43	0 SUMMERS S foul drawn (1)			12 GRAY P foul offensive (2 - 4)
02:43				12 GRAY P turnover offensive (2)
02:43				12 GRAY P substitution out
02:43				24 KEELIN M substitution in
02:31	0 SUMMERS S 2pt FG from turnover in the paint, driving layup made (2)	35-20	15	
02:20	30 MA S foul shooting (1 - 4)			23 HARRISON H foul drawn (3)
02:20				23 HARRISON H free throw 1 - 2 missed
02:20				offensive dead ball rebound (2)
02:20				23 HARRISON H free throw 2 - 2 missed
02:18	3 NICHOLAS N defensive rebound (3)			
02:07	30 MA S 3pt FG , jump shot missed			
02:05				14 ROBERTSON L defensive rebound (1)
02:05	44 TONGA F foul personal (2 - 5)			14 ROBERTSON L foul drawn (4)
02:05				14 ROBERTSON L free throw fast break 1 - 2 missed
02:05				offensive dead ball rebound (3)
02:05				14 ROBERTSON L free throw fast break 2 - 2 missed
02:04	44 TONGA F defensive rebound (2)			
01:58	44 TONGA F substitution out			
01:58	34 SMITH S substitution in			
01:50	30 MA S 3pt FG , jump shot missed			
01:46				0 BROWN M defensive rebound (4)
01:34	21 KELEMENI S foul shooting (1 - 6)			14 ROBERTSON L foul drawn (5)
01:34		35-21	14	14 ROBERTSON L free throw 1 - 2 made (1)
01:34		35-22	13	14 ROBERTSON L free throw 2 - 2 made (2)
01:34	34 SMITH S substitution out			
01:34	24 MORELAND A substitution in			
01:25	24 MORELAND A turnover 3 seconds (2)			
01:16	24 MORELAND A foul personal (2 - 7)			14 ROBERTSON L foul drawn (6)
01:16	24 MORELAND A substitution out			
01:16	34 SMITH S substitution in			
01:16		35-23	12	14 ROBERTSON L free throw 1 - 2 made (3)



Officials: Michael Price, Nicole Leon, Ashley Ellis

Game Time	SJSU	Score	Diff	BUK
01:16		35-24	11	14 ROBERTSON L free throw 2 - 2 made (4)
01:04	3 NICHOLAS N turnover bad pass (1)			24 KEELIN M steal (1)
00:43	21 KELEMENI S substitution out			
00:43	15 ANDERSON M substitution in			
00:41	0 SUMMERS S steal (1)			14 ROBERTSON L turnover bad pass (4)
00:35	0 SUMMERS S 2pt FG from turnover in the paint, layup blocked			
00:35				0 BROWN M block (1)
00:35	15 ANDERSON M offensive rebound (4)			
00:35	30 MA S foul drawn (1)			15 KNIES C foul personal (1 - 5)
00:35	30 MA S free throw fast break 1 - 2 made (3)	36-24	12	
00:35	30 MA S free throw fast break 2 - 2 missed			
00:33				0 BROWN M defensive rebound (5)
00:16				24 KEELIN M 3pt FG , jump shot missed
00:12	0 SUMMERS S defensive rebound (1)			
00:00	0 SUMMERS S 2pt FG in the paint, jump shot missed			
00:00				defensive rebound (19)
END OF PERIOD				
SJSU 36-24 BUK				



Bellarmine at San Jose St.

11/09/23 Provident Credit Union Event Center, San Jose
2023-24 Women's Basketball

Game Time: 5:00 PM
Game Duration: 2:02
Attendance: 847

Officials: Michael Price, Nicole Leon, Ashley Ellis

Bellarmine - 8

NO.	Name	F	Min	FG			Rebounds			Fouls		TP	AS	TO	ST	Blocks		+/-
				M-A	3P	FT	OR	DR	TOT	PF	FD					BS	BA	
12	Paetynn Gray	F	04:26	0-0	0-0	0-0	0	1	1	2	1	0	0	2	0	0	0	-5
14	Lucy Robertson	F	06:26	0-0	0-0	4-6	0	1	1	0	4	4	0	3	0	0	0	-9
0	Miyah Brown	G	07:48	1-2	0-0	0-0	0	3	3	0	0	2	0	1	0	1	0	-8
4	Hope Sivori	G	00:00	0-0	0-0	0-0	0	0	0	0	0	0	0	0	0	0	0	0
23	Hayley Harrison	G	08:19	0-2	0-2	0-2	0	0	0	0	1	0	0	1	0	0	0	-11
15	Claire Knies		10:00	0-1	0-0	0-0	2	0	2	1	0	0	0	0	0	0	0	-11
22	Jayla Butler		04:32	1-2	0-0	0-0	0	0	0	0	1	2	0	0	0	0	1	-7
34	Cam Browning		01:54	0-0	0-0	0-0	0	0	0	1	0	0	0	0	0	0	0	0
32	Bralee Trice		01:40	0-1	0-1	0-0	0	0	0	0	0	0	0	0	0	0	0	-2
5	Ashlee Harris		02:12	0-1	0-0	0-0	0	1	1	1	0	0	0	0	0	0	0	-3
24	Mackenzie Keelin		02:43	0-1	0-1	0-0	0	0	0	0	0	0	0	0	1	0	0	1
Team							0	2	2			0		0				
Totals				2-10	0-4	4-8	2	8	10	5	7	8	0	7	1	1	1	-11

Shooting By Period		
2 nd FG%	2-10	20.0%
3PT%	0-4	0.0%
FT%	4-8	50%
GM FG%	2-10	20.0%
3PT%	0-4	0.0%
FT%	4-8	50.0%

Dead Ball Rebounds: 2, 0

Technical Fouls::NONE

San Jose St. - 19

NO.	Name	F	Min	FG			Rebounds			Fouls		TP	AS	TO	ST	Blocks		+/-
				M-A	3P	FT	OR	DR	TOT	PF	FD					BS	BA	
11	Marisa Davis-Jones	F	00:00	0-0	0-0	0-0	0	0	0	0	0	0	0	0	0	0	0	0
24	Amhyia Moreland	F	04:52	1-2	1-1	0-2	2	0	2	2	1	3	2	1	0	0	0	9
4	Jyah LoVett	G	00:00	0-0	0-0	0-0	0	0	0	0	0	0	0	0	0	0	0	0
12	Jasmine Singleton	G	04:36	0-0	0-0	0-2	0	0	0	1	1	0	1	0	2	0	0	7
30	Sabrina Ma	G	08:47	1-3	0-2	1-2	0	1	1	1	1	3	0	0	0	1	0	6
44	Finau Tonga		06:00	1-2	0-0	0-0	0	1	1	2	0	2	0	0	0	0	0	12
3	Nailea Nicholas		08:03	2-3	0-0	0-0	0	2	2	0	1	4	0	1	2	0	0	11
15	Maya Anderson		04:04	0-0	0-0	0-0	1	1	2	0	0	0	1	0	0	0	0	6
34	Semaj Smith		02:24	0-0	0-0	0-0	0	1	1	0	0	0	0	0	0	0	0	-1
1	Aniyah Quow		01:36	0-0	0-0	0-0	0	0	0	0	0	0	1	1	0	0	0	2
21	Sofia Kelemeni		05:50	2-3	1-2	0-0	1	0	1	1	0	5	0	0	0	0	0	1
0	Sydni Summers		03:48	1-4	0-1	0-0	0	1	1	0	1	2	1	0	1	0	1	2
Team							0	1	1			0		0				
Totals				8-17	2-6	1-6	4	8	12	7	5	19	6	3	5	1	1	11

Shooting By Period		
2 nd FG%	8-17	47.1%
3PT%	2-6	33.3%
FT%	1-6	16.7%
GM FG%	8-17	47.1%
3PT%	2-6	33.3%
FT%	1-6	16.7%

Dead Ball Rebounds: 2, 0

Technical Fouls::NONE

	BUK	SJSU
Biggest lead	1 (2 nd 9:30)	15 (2 nd 2:31)
Best Scoring Run	4(2 nd 1:16)	12(2 nd 2:31)
Lead Changes	2	
Times Tied	0	
Time with Lead	00:23	09:07

Points from	BUK	SJSU
Turnovers	2	10
Paint	4	12
Second Chance	0	3
Fast Breaks	0	5
Bench	2	13

	Period by Period Scoring				
	1st	2nd	3rd	4th	TOT
BUK	16	8	17	24	65
SJSU	17	19	21	24	81



Officials: Michael Price, Nicole Leon, Ashley Ellis

Bellarmine - 24

NO.	Name	Min	FG			Rebounds			Fouls		TP	AS	TO	ST	Blocks		+/-
			M-A	M-A	M-A	OR	DR	TOT	PF	FD					BS	BA	
12	Paetynn Gray	F 10:23	0-0	0-0	0-0	0	3	3	2	1	0	0	2	0	0	0	-3
14	Lucy Robertson	F 11:35	0-0	0-0	4-6	0	1	1	0	6	4	1	4	0	0	0	-10
0	Miyah Brown	G 17:48	2-5	0-0	0-0	1	4	5	1	0	4	1	2	1	1	1	-9
4	Hope Sivori	G 03:59	0-3	0-3	0-0	0	0	0	2	0	0	0	2	0	0	1	3
23	Hayley Harrison	G 16:24	2-6	2-5	2-4	0	1	1	1	3	8	1	1	0	0	0	-11
34	Cam Browning	06:45	1-2	0-0	0-0	0	0	0	2	0	2	0	0	0	0	0	0
5	Ashlee Harris	06:18	0-2	0-0	0-0	1	1	2	1	0	0	0	0	0	0	0	-6
15	Claire Knies	15:58	1-4	1-2	0-0	2	0	2	1	0	3	0	0	0	0	0	-15
22	Jayla Butler	06:27	1-2	0-0	1-2	0	0	0	1	2	3	0	0	1	0	1	-8
32	Bralee Trice	01:40	0-1	0-1	0-0	0	0	0	0	0	0	0	0	0	0	0	-2
24	Mackenzie Keelin	02:43	0-1	0-1	0-0	0	0	0	0	0	0	0	0	1	0	0	1
Team						1	4	5			0		0				
Totals			7-26	3-12	7-12	5	14	19	11	12	24	3	11	3	1	3	-12

Shooting By Period		
1st FG%	5-16	31.3%
3PT%	3-8	37.5%
FT%	3-4	75%
2nd FG%	2-10	20.0%
3PT%	0-4	0.0%
FT%	4-8	50%
GM FG%	7-26	26.9%
3PT%	3-12	25.0%
FT%	7-12	58.3%

Dead Ball Rebounds: 3, 0

Technical Fouls::NONE

San Jose St. - 36

NO.	Name	Min	FG			Rebounds			Fouls		TP	AS	TO	ST	Blocks		+/-
			M-A	M-A	M-A	OR	DR	TOT	PF	FD					BS	BA	
11	Marisa Davis-Jones	F 06:03	1-2	0-0	2-2	0	1	1	2	1	4	0	0	0	0	0	-4
24	Amhyia Moreland	F 07:21	1-3	1-1	0-2	3	1	4	2	1	3	2	2	0	1	0	9
4	Jyah LoVett	G 05:49	0-0	0-0	0-0	0	1	1	2	1	0	0	3	1	0	0	-4
12	Jasmine Singleton	G 12:41	0-0	0-0	0-2	0	0	0	1	2	0	3	0	2	0	0	7
30	Sabrina Ma	G 12:46	1-5	0-3	1-2	0	1	1	1	1	3	0	0	0	1	0	3
44	Finau Tonga	11:36	3-4	0-0	0-1	0	2	2	2	1	6	0	0	0	0	0	12
15	Maya Anderson	10:05	1-2	0-1	2-2	1	3	4	0	1	4	3	0	2	0	0	10
1	Aniyah Quow	05:47	1-1	0-0	1-2	0	2	2	1	1	3	1	2	0	0	0	7
21	Sofia Kelemeni	09:47	2-3	1-2	0-0	1	0	1	1	0	5	0	0	0	0	0	6
3	Nailea Nicholas	09:58	2-4	0-0	0-0	1	2	3	0	1	4	0	1	2	0	0	12
34	Semaj Smith	04:19	1-2	0-0	0-0	0	1	1	0	0	2	0	0	0	1	0	0
0	Sydni Summers	03:48	1-4	0-1	0-0	0	1	1	0	1	2	1	0	1	0	1	2
Team						0	1	1			0		0				
Totals			14-30	2-8	6-13	6	16	22	12	11	36	10	8	8	3	1	12

Shooting By Period		
1st FG%	6-13	46.2%
3PT%	0-2	0.0%
FT%	5-7	71.4%
2nd FG%	8-17	47.1%
3PT%	2-6	33.3%
FT%	1-6	16.7%
GM FG%	14-30	46.7%
3PT%	2-8	25.0%
FT%	6-13	46.2%

Dead Ball Rebounds: 3, 0

Technical Fouls::NONE

	BUK	SJSU
Biggest lead	5 (1 st 6:55)	15 (2 nd 2:31)
Best Scoring Run	5 (1 st 6:55)	12 (2 nd 2:31)
Lead Changes	3	
Times Tied	2	
Time with Lead	06:43	11:32

Points from	BUK	SJSU
Turnovers	8	14
Paint	6	24
Second Chance	0	3
Fast Breaks	1	7
Bench	8	26

	Period by Period Scoring				
	1st	2nd	3rd	4th	TOT
BUK	16	8	17	24	65
SJSU	17	19	21	24	81



Period 3

Quarter Starters:

SJSU	4 LoVett J	11 Davis-Jones M	12 Singleton J	24 Moreland A	30 Ma S
BUK	0 Brown M	4 Sivori H	12 Gray P	14 Robertson L	23 Harrison H

Game Time	SJSU	Score	Diff	BUK
10:00	0 SUMMERS S substitution out			
10:00	3 NICHOLAS N substitution out			
10:00	15 ANDERSON M substitution out			
10:00	34 SMITH S substitution out			
10:00	4 LOVETT J substitution in			
10:00	11 DAVIS-JONES M substitution in			
10:00	12 SINGLETON J substitution in			
10:00	24 MORELAND A substitution in			
10:00				15 KNIES C substitution out
10:00				24 KEELIN M substitution out
10:00				4 SIVORI H substitution in
10:00				12 GRAY P substitution in
09:50	30 MA S foul personal (2 - 1)			0 BROWN M foul drawn (1)
09:43		36-26	10	23 HARRISON H 2pt FG outside the paint, jump shot made (10)
09:22	12 SINGLETON J 3pt FG , jump shot missed			
09:17	11 DAVIS-JONES M offensive rebound (2)			
09:15	11 DAVIS-JONES M 2pt FG second chance in the paint, layup made (6)	38-26	12	
09:03				23 HARRISON H 2pt FG outside the paint, jump shot missed
09:00				0 BROWN M offensive rebound (6)
08:50				12 GRAY P 3pt FG second chance, jump shot missed
08:45	30 MA S defensive rebound (2)			
08:32	11 DAVIS-JONES M 2pt FG in the paint, layup missed			
08:28	24 MORELAND A offensive rebound (5)			
08:21	30 MA S 3pt FG second chance, jump shot made (6)	41-26	15	
08:21	12 SINGLETON J assist (4)			
08:13				14 ROBERTSON L substitution out
08:13				34 BROWNING C substitution in
08:01	11 DAVIS-JONES M steal (1)			23 HARRISON H turnover bad pass (2)
07:56	11 DAVIS-JONES M 2pt FG fast break from turnover in the paint, layup made (8)	43-26	17	
07:40		43-29	14	4 SIVORI H 3pt FG , jump shot made (3)
07:15	24 MORELAND A 2pt FG in the paint, jump shot made (5)	45-29	16	
07:15	11 DAVIS-JONES M assist (1)			
07:04		45-32	13	23 HARRISON H 3pt FG , jump shot made (13)
07:04				4 SIVORI H assist (1)
06:48	24 MORELAND A foul drawn (2)			23 HARRISON H foul personal (2 - 1)
06:48	30 MA S substitution out			
06:48	15 ANDERSON M substitution in			
06:48				23 HARRISON H substitution out
06:48				15 KNIES C substitution in
06:32	11 DAVIS-JONES M 2pt FG in the paint, jump shot made (10)	47-32	15	
06:32	12 SINGLETON J assist (5)			
06:32	11 DAVIS-JONES M foul drawn (2)			12 GRAY P foul shooting (3 - 2)



Official Basketball Play by Play - 3rd Period
Bellarmine at San Jose St.
 11/09/23 Provident Credit Union Event Center, San Jose
 2023-24 Women's Basketball

Game Time: 5:00 PM
Game Duration: 2:02
Attendance: 847

Officials: Michael Price, Nicole Leon, Ashley Ellis

Game Time	SJSU	Score	Diff	BUK
06:32	11 DAVIS-JONES M free throw 1 - 1 missed			
06:30				34 BROWNING C defensive rebound (1)
06:14	4 LOVETT J steal (2)			4 SIVORI H turnover bad pass (3)
06:14	4 LOVETT J foul drawn (2)			34 BROWNING C foul personal (3 - 3)
06:14				34 BROWNING C substitution out
06:14				32 TRICE B substitution in
06:04	24 MORELAND A turnover lost ball (3)			15 KNIES C steal (1)
05:49				0 BROWN M 2pt FG from turnover in the paint, jump shot missed
05:44	24 MORELAND A defensive rebound (6)			
05:39	4 LOVETT J turnover bad pass (4)			
05:39	24 MORELAND A substitution out			
05:39	44 TONGA F substitution in			
05:29				0 BROWN M 2pt FG from turnover outside the paint, jump shot missed
05:26	11 DAVIS-JONES M defensive rebound (3)			
05:21	11 DAVIS-JONES M 2pt FG in the paint, layup missed			
05:21	12 SINGLETON J offensive rebound (1)			
05:21	12 SINGLETON J 2pt FG second chance in the paint, layup made (2)	49-32	17	
05:03				4 SIVORI H 2pt FG in the paint, layup missed
05:02				offensive rebound (22)
05:02				0 BROWN M substitution out
05:02				5 HARRIS A substitution in
04:55	44 TONGA F foul personal (3 - 2)			32 TRICE B foul drawn (1)
04:55	Timeout media			
04:42	11 DAVIS-JONES M steal (2)			32 TRICE B turnover bad pass (1)
04:27	15 ANDERSON M 3pt FG from turnover, jump shot missed			
04:21				12 GRAY P defensive rebound (4)
04:19				4 SIVORI H 3pt FG , jump shot missed
04:14	12 SINGLETON J defensive rebound (2)			
04:10	4 LOVETT J foul offensive (3 - 3)			32 TRICE B foul drawn (2)
04:10	4 LOVETT J turnover offensive (5)			
04:10				12 GRAY P substitution out
04:10				32 TRICE B substitution out
04:10				0 BROWN M substitution in
04:10				23 HARRISON H substitution in
04:10	4 LOVETT J substitution out			
04:10	1 QUOW A substitution in			
03:55		49-35	14	15 KNIES C 3pt FG from turnover, jump shot made (6)
03:55				5 HARRIS A assist (1)
03:37	44 TONGA F foul drawn (2)			15 KNIES C foul personal (2 - 4)
03:37	15 ANDERSON M substitution out			
03:37	3 NICHOLAS N substitution in			
03:37				5 HARRIS A substitution out
03:37				24 KEELIN M substitution in
03:37	1 QUOW A substitution out			
03:37	44 TONGA F substitution out			
03:37	21 KELEMENI S substitution in			
03:37	30 MA S substitution in			



Officials: Michael Price, Nicole Leon, Ashley Ellis

Game Time	SJSU	Score	Diff	BUK
03:35	11 DAVIS-JONES M turnover bad pass (1)			23 HARRISON H steal (1)
03:29				4 SIVORI H 2pt FG from turnover in the paint, layup blocked
03:29	30 MA S block (2)			
03:23	3 NICHOLAS N defensive rebound (4)			
03:19	11 DAVIS-JONES M 2pt FG in the paint, layup made (12)	51-35	16	
03:18				foul direct technical (5)
03:18				turnover offensive (15)
03:18	11 DAVIS-JONES M free throw 1 - 2 missed			
03:18	offensive dead ball rebound (4)			
03:18	11 DAVIS-JONES M free throw 2 - 2 made (13)	52-35	17	
03:09	12 SINGLETON J 2pt FG in the paint, layup missed			
03:05	12 SINGLETON J offensive rebound (3)			
03:04	12 SINGLETON J 2pt FG second chance in the paint, layup missed			
03:04				24 KEELIN M defensive rebound (1)
03:04	11 DAVIS-JONES M foul personal (3 - 4)			24 KEELIN M foul drawn (1)
02:50				4 SIVORI H 2pt FG outside the paint, jump shot missed
02:47	11 DAVIS-JONES M defensive rebound (4)			
02:44	11 DAVIS-JONES M 2pt FG in the paint, layup missed			
02:42	21 KELEMENI S offensive rebound (2)			
02:42	21 KELEMENI S 2pt FG second chance in the paint, layup missed			
02:42	offensive rebound (34)			
02:42	11 DAVIS-JONES M foul drawn (3)			0 BROWN M foul personal (2 - 6)
02:42	11 DAVIS-JONES M substitution out			
02:42	12 SINGLETON J substitution out			
02:42	4 LOVETT J substitution in			
02:42	24 MORELAND A substitution in			
02:42				4 SIVORI H substitution out
02:42				5 HARRIS A substitution in
02:42	24 MORELAND A free throw fast break 1 - 2 made (6)	53-35	18	
02:42	24 MORELAND A free throw fast break 2 - 2 missed			
02:42				defensive rebound (25)
02:42	21 KELEMENI S foul personal (2 - 5)			15 KNIES C foul drawn (1)
02:42		53-36	17	15 KNIES C free throw fast break 1 - 2 made (7)
02:42		53-37	16	15 KNIES C free throw fast break 2 - 2 made (8)
02:20	3 NICHOLAS N foul offensive (1 - 6)			23 HARRISON H foul drawn (4)
02:20	3 NICHOLAS N turnover offensive (2)			
02:08				23 HARRISON H 3pt FG from turnover, jump shot missed
02:04	4 LOVETT J defensive rebound (2)			
01:59	21 KELEMENI S 3pt FG , jump shot missed			
01:54	3 NICHOLAS N offensive rebound (5)			
01:53	3 NICHOLAS N 2pt FG second chance in the paint, layup made (6)	55-37	18	
01:41	3 NICHOLAS N foul personal (2 - 7)			15 KNIES C foul drawn (2)
01:41	21 KELEMENI S substitution out			
01:41	15 ANDERSON M substitution in			
01:41	24 MORELAND A substitution out			
01:41	34 SMITH S substitution in			
01:41		55-38	17	15 KNIES C free throw 1 - 2 made (9)



Official Basketball Play by Play - 3rd Period
Bellarmine at San Jose St.
 11/09/23 Provident Credit Union Event Center, San Jose
 2023-24 Women's Basketball

Game Time: 5:00 PM
Game Duration: 2:02
Attendance: 847

Officials: Michael Price, Nicole Leon, Ashley Ellis

Game Time	SJSU	Score	Diff	BUK
01:41		55-39	16	15 KNIES C free throw 2 - 2 made (10)
01:25	30 MA S turnover bad pass (1)			5 HARRIS A steal (1)
01:17	34 SMITH S foul shooting (1 - 8)			0 BROWN M foul drawn (2)
01:17	30 MA S substitution out			
01:17	0 SUMMERS S substitution in			
01:17		55-40	15	0 BROWN M free throw fast break 1 - 2 made (5)
01:17	34 SMITH S turnover lane violation (1)			
01:17		55-41	14	0 BROWN M free throw fast break 2 - 2 made (6)
01:00	34 SMITH S foul drawn (1)			15 KNIES C foul personal (3 - 7)
01:00	0 SUMMERS S substitution out			
01:00	12 SINGLETON J substitution in			
01:00				24 KEELIN M substitution out
01:00				12 GRAY P substitution in
01:00	34 SMITH S free throw 1 - 2 made (3)	56-41	15	
01:00	34 SMITH S free throw 2 - 2 made (4)	57-41	16	
00:50	4 LOVETT J foul drawn (3)			12 GRAY P foul offensive (4 - 8)
00:50				12 GRAY P turnover offensive (3)
00:29	34 SMITH S turnover 3 seconds (2)			
00:18				12 GRAY P turnover bad pass (4)
00:00	34 SMITH S 2pt FG from turnover in the paint, layup missed			
00:00				12 GRAY P defensive rebound (5)
END OF PERIOD				
SJSU 57-41 BUK				



Officials: Michael Price, Nicole Leon, Ashley Ellis

Bellarmine - 17

NO.	Name	F	Min	FG			Rebounds			Fouls		TP	AS	TO	ST	Blocks		+/-
				M-A	M-A	M-A	OR	DR	TOT	PF	FD					BS	BA	
12	Paetyynn Gray	F	06:50	0-1	0-1	0-0	0	2	2	2	0	0	2	0	0	0	0	-7
14	Lucy Robertson	F	01:47	0-0	0-0	0-0	0	0	0	0	0	0	0	0	0	0	0	-3
0	Miyah Brown	G	09:08	0-2	0-0	2-2	1	0	1	1	2	2	0	0	0	0	0	-4
4	Hope Sivori	G	07:18	1-5	1-2	0-0	0	0	0	0	0	3	1	1	0	0	1	-5
23	Hayley Harrison	G	07:22	2-4	1-2	0-0	0	0	0	1	1	5	0	1	1	0	0	0
34	Cam Browning		01:59	0-0	0-0	0-0	0	1	1	1	0	0	0	0	0	0	0	0
15	Claire Knies		06:48	1-1	1-1	4-4	0	0	0	2	2	7	0	0	1	0	0	-3
32	Braleee Trice		02:04	0-0	0-0	0-0	0	0	0	0	2	0	0	1	0	0	0	-2
5	Ashlee Harris		04:07	0-0	0-0	0-0	0	0	0	0	0	0	1	0	1	0	0	4
24	Mackenzie Keelin		02:37	0-0	0-0	0-0	0	1	1	0	1	0	0	0	0	0	0	0
Team							1	1	2			0		1				
Totals				4-13	3-6	6-6	2	5	7	8	8	17	2	6	3	0	1	-4

Shooting By Period		
3 rd FG%	4-13	30.8%
3PT%	3-6	50.0%
FT%	6-6	100%
GM FG%	4-13	30.8%
3PT%	3-6	50.0%
FT%	6-6	100.0%

Dead Ball Rebounds: 0, 0

Technical Fouls: Coach 3rd 3:18

San Jose St. - 21

NO.	Name	F	Min	FG			Rebounds			Fouls		TP	AS	TO	ST	Blocks		+/-
				M-A	M-A	M-A	OR	DR	TOT	PF	FD					BS	BA	
11	Marisa Davis-Jones	F	07:18	4-7	0-0	1-3	1	2	3	1	2	9	1	1	2	0	0	5
24	Amhyia Moreland	F	05:22	1-1	0-0	1-2	1	1	2	0	1	3	0	1	0	0	0	4
4	Jyah LoVett	G	08:32	0-0	0-0	0-0	0	1	1	1	2	0	0	2	1	0	0	4
12	Jasmine Singleton	G	08:18	1-4	0-1	0-0	2	1	3	0	0	2	2	0	0	0	0	7
30	Sabrina Ma	G	05:32	1-1	1-1	0-0	0	1	1	1	0	3	0	1	0	1	0	3
15	Maya Anderson		04:52	0-1	0-1	0-0	0	0	0	0	0	0	0	0	0	0	0	-1
44	Finau Tonga		02:02	0-0	0-0	0-0	0	0	0	1	1	0	0	0	0	0	0	-1
1	Aniyah Quow		00:33	0-0	0-0	0-0	0	0	0	0	0	0	0	0	0	0	0	-3
3	Nailea Nicholas		03:37	1-1	0-0	0-0	1	1	2	2	0	2	0	1	0	0	0	2
21	Sofia Kelemeni		01:56	0-2	0-1	0-0	1	0	1	1	0	0	0	0	0	0	0	4
34	Semaj Smith		01:41	0-1	0-0	2-2	0	0	0	1	1	2	0	2	0	0	0	-2
0	Sydni Summers		00:17	0-0	0-0	0-0	0	0	0	0	0	0	0	0	0	0	0	-2
Team							1	0	1			0		0				
Totals				8-18	1-4	4-7	7	7	14	8	7	21	3	8	3	1	0	4

Shooting By Period		
3 rd FG%	8-18	44.4%
3PT%	1-4	25.0%
FT%	4-7	57.1%
GM FG%	8-18	44.4%
3PT%	1-4	25.0%
FT%	4-7	57.1%

Dead Ball Rebounds: 1, 0

Technical Fouls: NONE

	BUK	SJSU
Biggest lead	0 (1 st 10:00)	18 (3 rd 2:42)
Best Scoring Run	4 (3 rd 1:17)	7 (3 rd 7:56)
Lead Changes	0	
Times Tied	0	
Time with Lead	00:00	09:43

	BUK	SJSU
Points from		
Turnovers	5	3
Paint	0	14
Second Chance	0	10
Fast Breaks	4	3
Bench	7	4

	Period by Period Scoring				
	1st	2nd	3rd	4th	TOT
BUK	16	8	17	24	65
SJSU	17	19	21	24	81



Officials: Michael Price, Nicole Leon, Ashley Ellis

Period 4

Quarter Starters:

SJSU	3 Nicholas N	4 LoVett J	12 Singleton J	15 Anderson M	34 Smith S
BUK	0 Brown M	5 Harris A	15 Knies C	23 Harrison H	34 Browning C

Game Time	SJSU	Score	Diff	BUK
10:00				12 GRAY P substitution out
10:00				34 BROWNING C substitution in
09:50	15 ANDERSON M 3pt FG , jump shot missed			
09:46	12 SINGLETON J offensive rebound (4)			
09:34	34 SMITH S 2pt FG second chance in the paint, hook shot missed			
09:30				23 HARRISON H defensive rebound (2)
09:15	4 LOVETT J steal (3)			23 HARRISON H turnover bad pass (3)
09:08	4 LOVETT J 2pt FG fast break from turnover in the paint, layup made (2)	59-41	18	
08:45	15 ANDERSON M steal (3)			15 KNIES C turnover lost ball (1)
08:37	3 NICHOLAS N substitution out			
08:37	4 LOVETT J substitution out			
08:37	15 ANDERSON M substitution out			
08:37	34 SMITH S substitution out			
08:37	1 QUOW A substitution in			
08:37	11 DAVIS-JONES M substitution in			
08:37	30 MA S substitution in			
08:37	44 TONGA F substitution in			
08:37				0 BROWN M substitution out
08:37				5 HARRIS A substitution out
08:37				34 BROWNING C substitution out
08:37				4 SIVORI H substitution in
08:37				12 GRAY P substitution in
08:37				22 BUTLER J substitution in
08:32	44 TONGA F foul drawn (3)			12 GRAY P foul shooting (5 - 1)
08:32				12 GRAY P substitution out
08:32				14 ROBERTSON L substitution in
08:32	44 TONGA F free throw 1 - 2 missed			
08:32	offensive dead ball rebound (5)			
08:32	44 TONGA F free throw 2 - 2 missed			
08:30				23 HARRISON H defensive rebound (3)
08:18	1 QUOW A foul shooting (2 - 1)			23 HARRISON H foul drawn (5)
08:18		59-42	17	23 HARRISON H free throw 1 - 2 made (14)
08:18		59-43	16	23 HARRISON H free throw 2 - 2 made (15)
08:01	30 MA S 3pt FG , jump shot made (9)	62-43	19	
08:01	12 SINGLETON J assist (6)			
07:50	1 QUOW A foul personal (3 - 2)			22 BUTLER J foul drawn (3)
07:50	1 QUOW A substitution out			
07:50	3 NICHOLAS N substitution in			
07:46		62-45	17	22 BUTLER J 2pt FG in the paint, layup made (5)
07:33	3 NICHOLAS N turnover bad pass (3)			22 BUTLER J steal (2)
07:25		62-48	14	4 SIVORI H 3pt FG from turnover, jump shot made (6)
07:25				22 BUTLER J assist (1)



Official Basketball Play by Play - 4th Period
Bellarmine at San Jose St.
 11/09/23 Provident Credit Union Event Center, San Jose
 2023-24 Women's Basketball

Game Time: 5:00 PM
Game Duration: 2:02
Attendance: 847

Officials: Michael Price, Nicole Leon, Ashley Ellis

Game Time	SJSU	Score	Diff	BUK
07:23	Timeout 30 Sec			
07:23	Timeout media			
07:20	3 NICHOLAS N substitution out			
07:20	15 ANDERSON M substitution in			
07:07	15 ANDERSON M turnover bad pass (1)			22 BUTLER J steal (3)
07:01				22 BUTLER J 2pt FG from turnover in the paint, layup missed
06:58	44 TONGA F defensive rebound (3)			
06:52	30 MA S 3pt FG , jump shot missed			
06:48				23 HARRISON H defensive rebound (4)
06:38				15 KNIES C 3pt FG , jump shot missed
06:34	11 DAVIS-JONES M defensive rebound (5)			
06:30	30 MA S 2pt FG fast break in the paint, layup made (11)	64-48	16	
06:30	11 DAVIS-JONES M assist (2)			
06:13		64-50	14	4 SIVORI H 2pt FG outside the paint, jump shot made (8)
05:55	Timeout 60 Sec			
05:55	15 ANDERSON M substitution out			
05:55	30 MA S substitution out			
05:55	4 LOVETT J substitution in			
05:55	21 KELEMENI S substitution in			
05:55				4 SIVORI H substitution out
05:55				14 ROBERTSON L substitution out
05:55				15 KNIES C substitution out
05:55				23 HARRISON H substitution out
05:55				0 BROWN M substitution in
05:55				5 HARRIS A substitution in
05:55				32 TRICE B substitution in
05:55				34 BROWNING C substitution in
05:38	turnover shot clock (19)			
05:38	11 DAVIS-JONES M foul personal (4 - 3)			22 BUTLER J foul drawn (4)
05:29				0 BROWN M 2pt FG from turnover outside the paint, jump shot missed
05:28	44 TONGA F defensive rebound (4)			
05:28	44 TONGA F foul drawn (4)			0 BROWN M foul personal (3 - 2)
05:28	21 KELEMENI S substitution out			
05:28	30 MA S substitution in			
05:11	44 TONGA F foul drawn (5)			34 BROWNING C foul personal (4 - 3)
05:05	11 DAVIS-JONES M foul drawn (4)			22 BUTLER J foul personal (2 - 4)
05:05				0 BROWN M substitution out
05:05				32 TRICE B substitution out
05:05				34 BROWNING C substitution out
05:05				4 SIVORI H substitution in
05:05				15 KNIES C substitution in
05:05				23 HARRISON H substitution in
04:47	44 TONGA F foul drawn (6)			22 BUTLER J foul personal (3 - 5)
04:47	44 TONGA F free throw 1 - 2 made (7)	65-50	15	
04:47	44 TONGA F free throw 2 - 2 made (8)	66-50	16	
04:42	12 SINGLETON J foul shooting (2 - 4)			23 HARRISON H foul drawn (6)
04:42	11 DAVIS-JONES M substitution out			
04:42	3 NICHOLAS N substitution in			



Officials: Michael Price, Nicole Leon, Ashley Ellis

Game Time	SJSU	Score	Diff	BUK
04:42		66-51	15	23 HARRISON H free throw fast break 1 - 2 made (16)
04:42		66-52	14	23 HARRISON H free throw fast break 2 - 2 made (17)
04:42				22 BUTLER J substitution out
04:42				0 BROWN M substitution in
04:30	12 SINGLETON J foul drawn (3)			5 HARRIS A foul personal (2 - 6)
04:30	12 SINGLETON J free throw 1 - 2 made (3)	67-52	15	
04:30	12 SINGLETON J free throw 2 - 2 missed			
04:28				15 KNIES C defensive rebound (3)
04:21		67-54	13	23 HARRISON H 2pt FG outside the paint, jump shot made (19)
04:07	4 LOVETT J 2pt FG in the paint, jump shot made (4)	69-54	15	
04:07	44 TONGA F assist (1)			
03:58	30 MA S foul personal (3 - 5)			5 HARRIS A foul drawn (1)
03:58	12 SINGLETON J substitution out			
03:58	44 TONGA F substitution out			
03:58	15 ANDERSON M substitution in			
03:58	24 MORELAND A substitution in			
03:58		69-55	14	5 HARRIS A free throw 1 - 2 made (1)
03:58		69-56	13	5 HARRIS A free throw 2 - 2 made (2)
03:52	15 ANDERSON M turnover bad pass (2)			4 SIVORI H steal (1)
03:45				23 HARRISON H 3pt FG from turnover, jump shot missed
03:41	30 MA S defensive rebound (3)			
03:30	4 LOVETT J foul drawn (4)			4 SIVORI H foul personal (3 - 7)
03:30	4 LOVETT J free throw 1 - 2 made (5)	70-56	14	
03:30	4 LOVETT J free throw 2 - 2 made (6)	71-56	15	
03:30	15 ANDERSON M substitution out			
03:30	11 DAVIS-JONES M substitution in			
03:20	24 MORELAND A foul personal (3 - 6)			0 BROWN M foul drawn (3)
03:20		71-57	14	0 BROWN M free throw 1 - 2 made (7)
03:20				0 BROWN M free throw 2 - 2 missed
03:17	24 MORELAND A defensive rebound (7)			
02:51	4 LOVETT J foul drawn (5)			0 BROWN M foul shooting (4 - 8)
02:51				15 KNIES C substitution out
02:51				22 BUTLER J substitution in
02:51				5 HARRIS A substitution out
02:51				34 BROWNING C substitution in
02:51	4 LOVETT J free throw 1 - 2 made (7)	72-57	15	
02:51	4 LOVETT J free throw 2 - 2 made (8)	73-57	16	
02:36				23 HARRISON H 2pt FG outside the paint, jump shot blocked
02:36	24 MORELAND A block (2)			
02:34				34 BROWNING C offensive rebound (2)
02:34	jump ball situation			
02:26	11 DAVIS-JONES M foul drawn (5)			34 BROWNING C foul offensive (5 - 9)
02:26				34 BROWNING C turnover offensive (1)
02:26				34 BROWNING C substitution out
02:26				15 KNIES C substitution in
02:21	24 MORELAND A foul offensive (4 - 7)			15 KNIES C foul drawn (3)
02:21	24 MORELAND A turnover offensive (4)			
02:21	24 MORELAND A substitution out			
02:21	44 TONGA F substitution in			



Official Basketball Play by Play - 4th Period
Bellarmine at San Jose St.
 11/09/23 Provident Credit Union Event Center, San Jose
 2023-24 Women's Basketball

Game Time: 5:00 PM
Game Duration: 2:02
Attendance: 847

Officials: Michael Price, Nicole Leon, Ashley Ellis

Game Time	SJSU	Score	Diff	BUK
02:11	44 TONGA F foul shooting (4 - 8)			22 BUTLER J foul drawn (5)
02:11				22 BUTLER J free throw 1 - 2 missed
02:11				offensive dead ball rebound (4)
02:11				22 BUTLER J free throw 2 - 2 missed
02:09	44 TONGA F defensive rebound (5)			
01:48	3 NICHOLAS N 2pt FG in the paint, layup missed			
01:46	3 NICHOLAS N offensive rebound (6)			
01:44	3 NICHOLAS N 2pt FG second chance in the paint, layup blocked			
01:44				22 BUTLER J block (1)
01:37				15 KNIES C defensive rebound (4)
01:29		73-59	14	4 SIVORI H 2pt FG in the paint, layup made (10)
01:06	11 DAVIS-JONES M foul drawn (6)			0 BROWN M foul personal (5 - 10)
01:06	3 NICHOLAS N substitution out			
01:06	44 TONGA F substitution out			
01:06	15 ANDERSON M substitution in			
01:06	34 SMITH S substitution in			
01:06				0 BROWN M substitution out
01:06				5 HARRIS A substitution in
01:06	11 DAVIS-JONES M free throw 1 - 2 made (14)	74-59	15	
01:06	11 DAVIS-JONES M free throw 2 - 2 made (15)	75-59	16	
00:59	34 SMITH S foul personal (2 - 9)			15 KNIES C foul drawn (4)
00:59		75-60	15	15 KNIES C free throw fast break 1 - 2 made (11)
00:59		75-61	14	15 KNIES C free throw fast break 2 - 2 made (12)
00:42	4 LOVETT J foul drawn (6)			22 BUTLER J foul personal (4 - 11)
00:42	4 LOVETT J free throw 1 - 2 made (9)	76-61	15	
00:42	4 LOVETT J free throw 2 - 2 made (10)	77-61	16	
00:31				4 SIVORI H 3pt FG , jump shot missed
00:28				23 HARRISON H offensive rebound (5)
00:26				22 BUTLER J 2pt FG second chance in the paint, jump shot missed
00:24	11 DAVIS-JONES M defensive rebound (6)			
00:24	11 DAVIS-JONES M foul drawn (7)			22 BUTLER J foul personal (5 - 12)
00:24				22 BUTLER J substitution out
00:24				32 TRICE B substitution in
00:24	11 DAVIS-JONES M free throw fast break 1 - 2 made (16)	78-61	17	
00:24	11 DAVIS-JONES M free throw fast break 2 - 2 made (17)	79-61	18	
00:18				15 KNIES C 3pt FG , jump shot missed
00:14				23 HARRISON H offensive rebound (6)
00:11		79-63	16	23 HARRISON H 2pt FG second chance in the paint, layup made (21)
00:06	11 DAVIS-JONES M turnover bad pass (2)			23 HARRISON H steal (2)
00:04		79-65	14	23 HARRISON H 2pt FG from turnover in the paint, jump shot made (23)
00:00	34 SMITH S 2pt FG outside the paint, jump shot made (6)	81-65	16	
00:00	4 LOVETT J assist (1)			
END OF GAME				
SJSU 81-65 BUK				



Officials: Michael Price, Nicole Leon, Ashley Ellis

Bellarmine - 24

NO.	Name	F	Min	FG			Rebounds			Fouls		TP	AS	TO	ST	Blocks		+/-
				M-A	M-A	M-A	OR	DR	TOT	PF	FD					BS	BA	
12	Paetynn Gray	F	00:05	0-0	0-0	0-0	0	0	0	1	0	0	0	0	0	0	0	0
14	Lucy Robertson	F	02:37	0-0	0-0	0-0	0	0	0	0	0	0	0	0	0	0	0	4
0	Miyah Brown	G	05:49	0-1	0-0	1-2	0	0	0	3	1	1	0	0	0	0	0	-2
4	Hope Sivori	G	07:47	3-4	1-2	0-0	0	0	0	1	0	7	0	0	1	0	0	2
23	Hayley Harrison	G	09:10	3-5	0-1	4-4	2	3	5	0	2	10	0	1	1	0	1	0
34	Cam Browning		02:38	0-0	0-0	0-0	1	0	1	2	0	0	0	1	0	0	0	-4
22	Jayla Butler		06:22	1-3	0-0	0-2	0	0	0	4	3	2	1	0	2	1	0	2
5	Ashlee Harris		05:33	0-0	0-0	2-2	0	0	0	1	1	2	0	0	0	0	0	-4
32	Bralee Trice		01:14	0-0	0-0	0-0	0	0	0	0	0	0	0	0	0	0	0	0
15	Claire Knies		08:45	0-2	0-2	2-2	0	2	2	0	2	2	0	1	0	0	0	2
Team							0	0	0			0						
Totals				7-15	1-5	9-12	3	5	8	12	9	24	1	3	4	1	1	0

Shooting By Period		
4 th FG%	7-15	46.7%
3PT%	1-5	20.0%
FT%	9-12	75%
GM FG%	7-15	46.7%
3PT%	1-5	20.0%
FT%	9-12	75.0%

Dead Ball Rebounds: 1, 0

Technical Fouls::NONE

San Jose St. - 24

NO.	Name	F	Min	FG			Rebounds			Fouls		TP	AS	TO	ST	Blocks		+/-
				M-A	M-A	M-A	OR	DR	TOT	PF	FD					BS	BA	
11	Marisa Davis-Jones	F	07:25	0-0	0-0	4-4	0	2	2	1	4	4	1	1	0	0	0	-1
24	Amhyia Moreland	F	01:37	0-0	0-0	0-0	0	1	1	2	0	0	0	1	0	1	0	1
4	Jyah LoVett	G	07:18	2-2	0-0	6-6	0	0	0	0	3	10	1	0	1	0	0	4
12	Jasmine Singleton	G	06:02	0-0	0-0	1-2	1	0	1	1	1	1	1	0	0	0	0	-1
30	Sabrina Ma	G	08:10	2-3	1-2	0-0	0	1	1	1	0	5	0	0	0	0	0	-2
1	Aniyah Quow		00:47	0-0	0-0	0-0	0	0	0	2	0	0	0	0	0	0	0	1
44	Finau Tonga		05:54	0-0	0-0	2-4	0	3	3	1	4	2	1	0	0	0	0	-5
3	Nailea Nicholas		05:29	0-2	0-0	0-0	1	0	1	0	0	0	0	1	0	0	1	-5
15	Maya Anderson		04:22	0-1	0-1	0-0	0	0	0	0	0	0	0	2	1	0	0	4
21	Sofia Kelemeni		00:27	0-0	0-0	0-0	0	0	0	0	0	0	0	0	0	0	0	0
34	Semaj Smith		02:29	1-2	0-0	0-0	0	0	0	1	0	2	0	0	0	0	0	4
Team							0	0	0			0		1				
Totals				5-10	1-3	13-16	2	7	9	9	12	24	4	6	2	1	1	0

Shooting By Period		
4 th FG%	5-10	50.0%
3PT%	1-3	33.3%
FT%	13-16	81.3%
GM FG%	5-10	50.0%
3PT%	1-3	33.3%
FT%	13-16	81.3%

Dead Ball Rebounds: 1, 0

Technical Fouls::NONE

	BUK	SJSU
Biggest lead	0 (1 st 10:00)	19 (4 th 8:01)
Best Scoring Run	5(4 th 7:25)	4(4 th 0:24)
Lead Changes	0	
Times Tied	0	
Time with Lead	00:00	09:50

	BUK	SJSU
Points from		
Turnovers	5	2
Paint	8	6
Second Chance	2	0
Fast Breaks	4	6
Bench	6	4

	Period by Period Scoring				
	1st	2nd	3rd	4th	TOT
BUK	16	8	17	24	65
SJSU	17	19	21	24	81



Officials: Michael Price, Nicole Leon, Ashley Ellis

Bellarmine - 41

NO.	Name	Min	FG			Rebounds			Fouls		TP	AS	TO	ST	Blocks		+/-
			M-A	M-A	M-A	OR	DR	TOT	PF	FD					BS	BA	
12	Paetynn Gray	F 06:55	0-1	0-1	0-0	0	2	2	3	0	0	0	2	0	0	0	-7
14	Lucy Robertson	F 04:24	0-0	0-0	0-0	0	0	0	0	0	0	0	0	0	0	0	1
0	Miyah Brown	G 14:57	0-3	0-0	3-4	1	0	1	4	3	3	0	0	0	0	0	-6
4	Hope Sivori	G 15:05	4-9	2-4	0-0	0	0	0	1	0	10	1	1	1	0	1	-3
23	Hayley Harrison	G 16:32	5-9	1-3	4-4	2	3	5	1	3	15	0	2	2	0	1	0
34	Cam Browning	04:37	0-0	0-0	0-0	1	1	2	3	0	0	0	1	0	0	0	-4
15	Claire Knies	15:33	1-3	1-3	6-6	0	2	2	2	4	9	0	1	1	0	0	-1
32	Bralee Trice	03:18	0-0	0-0	0-0	0	0	0	0	2	0	0	1	0	0	0	-2
5	Ashlee Harris	09:40	0-0	0-0	2-2	0	0	0	1	1	2	1	0	1	0	0	0
24	Mackenzie Keelin	02:37	0-0	0-0	0-0	0	1	1	0	1	0	0	0	0	0	0	0
22	Jayla Butler	06:22	1-3	0-0	0-2	0	0	0	4	3	2	1	0	2	1	0	2
Team						1	1	2			0			1			
Totals			11-28	4-11	15-18	5	10	15	20	17	41	3	9	7	1	2	-4

Shooting By Period		
3 rd FG%	4-13	30.8%
3PT%	3-6	50.0%
FT%	6-6	100%
4 th FG%	7-15	46.7%
3PT%	1-5	20.0%
FT%	9-12	75%
GM FG%	11-28	39.3%
3PT%	4-11	36.4%
FT%	15-18	83.3%

Dead Ball Rebounds: 1, 0

Technical Fouls: Coach 3rd 3:18

San Jose St. - 45

NO.	Name	Min	FG			Rebounds			Fouls		TP	AS	TO	ST	Blocks		+/-
			M-A	M-A	M-A	OR	DR	TOT	PF	FD					BS	BA	
11	Marisa Davis-Jones	F 14:43	4-7	0-0	5-7	1	4	5	2	6	13	2	2	2	0	0	4
24	Amhyia Moreland	F 06:59	1-1	0-0	1-2	1	2	3	2	1	3	0	2	0	1	0	5
4	Jyah LoVett	G 15:50	2-2	0-0	6-6	0	1	1	1	5	10	1	2	2	0	0	8
12	Jasmine Singleton	G 14:20	1-4	0-1	1-2	3	1	4	1	1	3	3	0	0	0	0	6
30	Sabrina Ma	G 13:42	3-4	2-3	0-0	0	2	2	2	0	8	0	1	0	1	0	1
15	Maya Anderson	09:14	0-2	0-2	0-0	0	0	0	0	0	0	0	2	1	0	0	3
44	Finau Tonga	07:56	0-0	0-0	2-4	0	3	3	2	5	2	1	0	0	0	0	-6
1	Aniyah Quow	01:20	0-0	0-0	0-0	0	0	0	2	0	0	0	0	0	0	0	-2
3	Nailea Nicholas	09:06	1-3	0-0	0-0	2	1	3	2	0	2	0	2	0	0	1	-3
21	Sofia Kelemen	02:23	0-2	0-1	0-0	1	0	1	1	0	0	0	0	0	0	0	4
34	Semaj Smith	04:10	1-3	0-0	2-2	0	0	0	2	1	4	0	2	0	0	0	2
0	Sydni Summers	00:17	0-0	0-0	0-0	0	0	0	0	0	0	0	0	0	0	0	-2
Team						1	0	1			0			1			
Totals			13-28	2-7	17-23	9	14	23	17	19	45	7	14	5	2	1	4

Shooting By Period		
3 rd FG%	8-18	44.4%
3PT%	1-4	25.0%
FT%	4-7	57.1%
4 th FG%	5-10	50.0%
3PT%	1-3	33.3%
FT%	13-16	81.3%
GM FG%	13-28	46.4%
3PT%	2-7	28.6%
FT%	17-23	73.9%

Dead Ball Rebounds: 2, 0

Technical Fouls: NONE

	BUK	SJSU
Biggest lead	0 (1 st 10:00)	19 (4 th 8:01)
Best Scoring Run	5 (4 th 7:25)	7 (3 rd 7:56)
Lead Changes	0	
Times Tied	0	
Time with Lead	00:00	19:43

Points from	BUK	SJSU
Turnovers	10	5
Paint	8	20
Second Chance	2	10
Fast Breaks	8	9
Bench	13	8

	Period by Period Scoring				
	1st	2nd	3rd	4th	TOT
BUK	16	8	17	24	65
SJSU	17	19	21	24	81



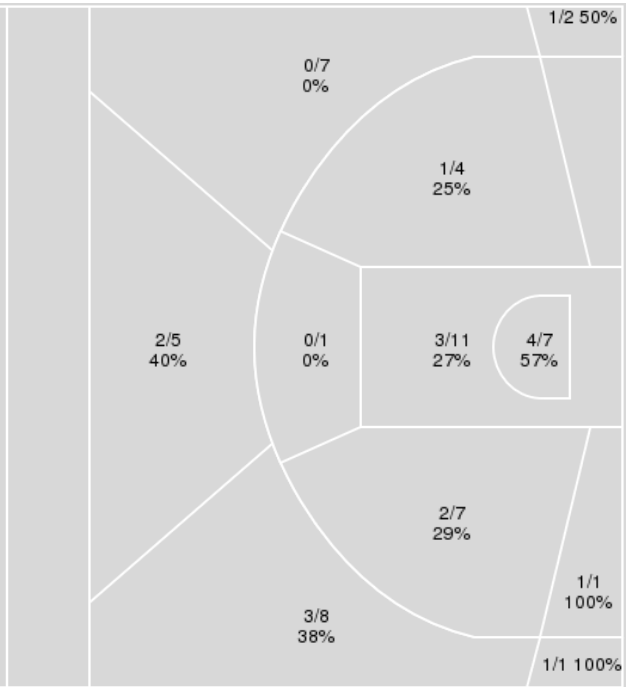
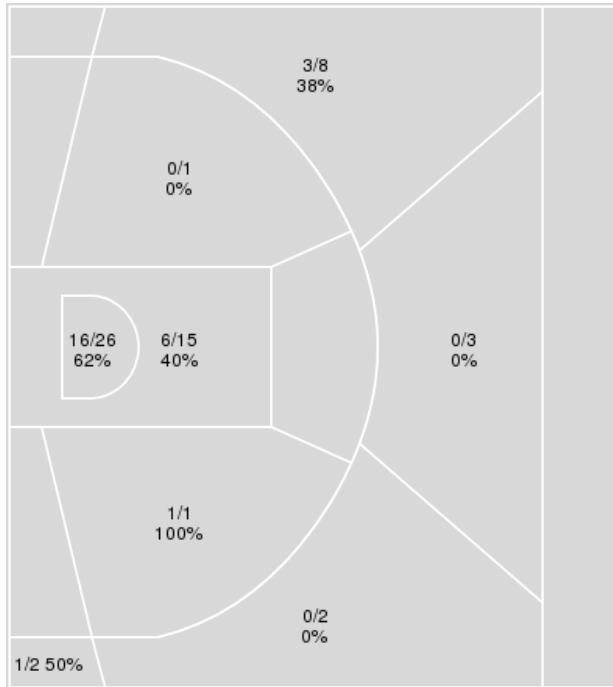
Officials: Michael Price, Nicole Leon, Ashley Ellis

{ Players => 0, 1, 2, 3, 4, 11, 12, 13, 15, 21, 22, 23, 24, 30, 32, 34, 44; }
 FG Types => All; Results => All;

{ Players => 0, 1, 4, 5, 12, 14, 15, 22, 23, 24, 32, 33, 34, 44; } FG
 Types => All; Results => All;

San Jose St.

Bellarmine



San Jose St.	M/A	%
Field Goals	27/58	47
2 Points	23/43	53
3 Points	4/15	27
Free Throws	23/36	64

Bellarmine	M/A	%
Field Goals	18/54	33
2 Points	11/31	35
3 Points	7/23	30
Free Throws	22/30	73



Bellarmine at San Jose St.

11/09/23 Provident Credit Union Event Center, San Jose
2023-24 Women's Basketball

Game Time: 5:00 PM
Game Duration: 2:02
Attendance: 847

Officials: Michael Price, Nicole Leon, Ashley Ellis

Bellarmine

No	Name	Mins		Score		Points Diff		Points per Min		Assists		Rebounds		Steals		Turnovers	
		On	Off	On	Off	On	Off	On	Off	On	Off	On	Off	On	Off	On	Off
0	Miyah Brown	32:45	07:15	48 - 63	17 - 18	-15	-1	1.47	2.34	5	1	27	7	7	3	17	3
4	Hope Sivori	19:04	20:56	42 - 42	23 - 39	0	-16	2.20	1.10	3	3	15	19	7	3	7	13
5	Ashlee Harris	15:58	24:02	27 - 33	38 - 48	-6	-10	1.69	1.58	3	3	13	21	3	7	9	11
12	Paetynn Gray	17:18	22:42	21 - 31	44 - 50	-10	-6	1.21	1.94	2	4	14	20	3	7	11	9
14	Lucy Robertson	15:59	24:01	22 - 31	43 - 50	-9	-7	1.38	1.79	2	4	16	18	3	7	8	12
15	Claire Knies	31:31	08:29	50 - 66	15 - 15	-16	0	1.59	1.77	5	1	29	5	9	1	16	4
22	Jayla Butler	12:49	27:11	23 - 29	42 - 52	-6	-10	1.80	1.54	2	4	10	24	3	7	4	16
23	Hayley Harrison	32:56	07:04	59 - 70	6 - 11	-11	-5	1.79	0.85	5	1	28	6	8	2	17	3
24	Mackenzie Keelin	05:20	34:40	10 - 9	55 - 72	1	-17	1.88	1.59	0	6	6	28	3	7	2	18
32	Bralee Trice	04:58	35:02	4 - 8	61 - 73	-4	-12	0.80	1.74	0	6	4	30	2	8	2	18
34	Cam Browning	11:22	28:38	19 - 23	46 - 58	-4	-12	1.67	1.61	3	3	8	26	2	8	7	13

San Jose St.

No	Name	Mins		Score		Points Diff		Points per Min		Assists		Rebounds		Steals		Turnovers	
		On	Off	On	Off	On	Off	On	Off	On	Off	On	Off	On	Off	On	Off
0	Sydni Summers	04:05	35:55	6 - 6	75 - 59	0	16	1.47	2.09	1	16	5	40	1	12	3	19
1	Aniyah Quow	07:07	32:53	14 - 9	67 - 56	5	11	1.97	2.04	5	12	9	36	3	10	2	20
3	Nailea Nicholas	19:04	20:56	39 - 30	42 - 35	9	7	2.05	2.01	8	9	25	20	6	7	12	10
4	Jyah LoVett	21:39	18:21	45 - 41	36 - 24	4	12	2.08	1.96	6	11	20	25	6	7	15	7
11	Marisa Davis-Jones	20:46	19:14	41 - 41	40 - 24	0	16	1.97	2.08	7	10	23	22	4	9	13	9
12	Jasmine Singleton	27:01	12:59	53 - 40	28 - 25	13	3	1.96	2.16	13	4	26	19	11	2	12	10
15	Maya Anderson	19:19	20:41	41 - 28	40 - 37	13	3	2.12	1.93	9	8	22	23	8	5	11	11
21	Sofia Kelemeni	12:10	27:50	22 - 12	59 - 53	10	6	1.81	2.12	4	13	21	24	4	9	7	15
24	Amhyia Moreland	14:20	25:40	31 - 17	50 - 48	14	2	2.16	1.95	8	9	16	29	6	7	9	13
30	Sabrina Ma	26:28	13:32	55 - 51	26 - 14	4	12	2.08	1.92	10	7	31	14	7	6	14	8
34	Semaj Smith	08:29	31:31	20 - 18	61 - 47	2	14	2.36	1.94	3	14	9	36	3	10	6	16
44	Finau Tonga	19:32	20:28	38 - 32	43 - 33	6	10	1.95	2.10	11	6	18	27	6	7	6	16

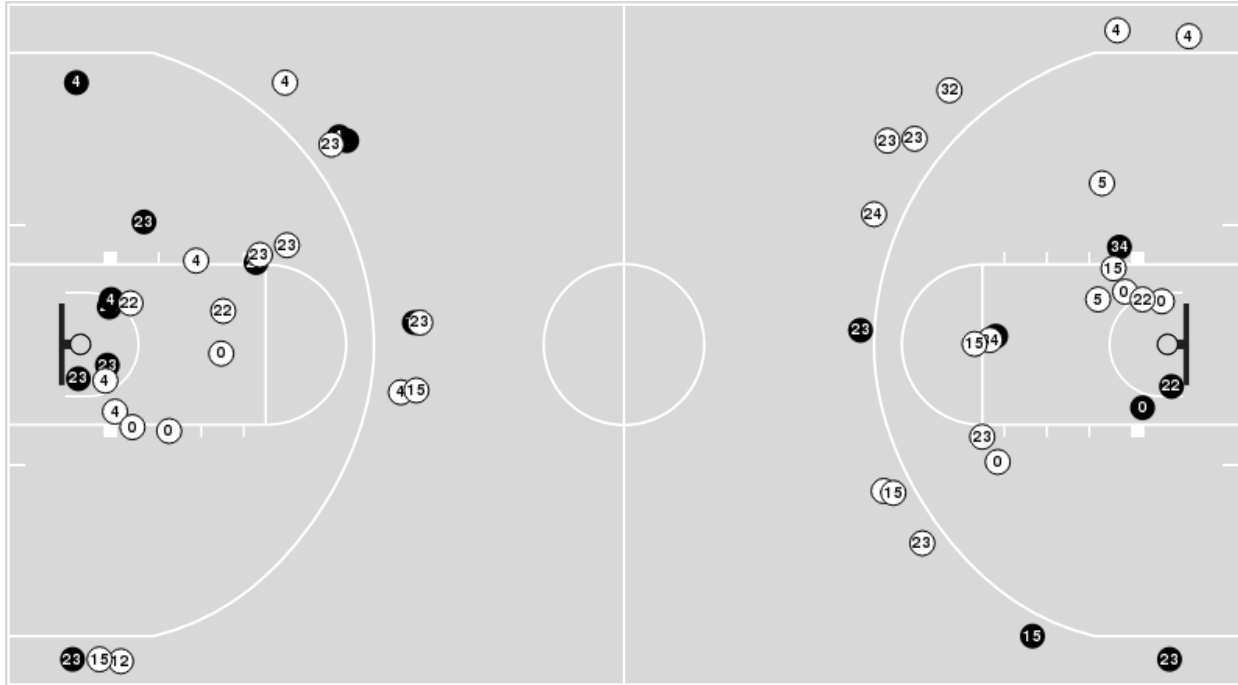


Officials: Michael Price, Nicole Leon, Ashley Ellis

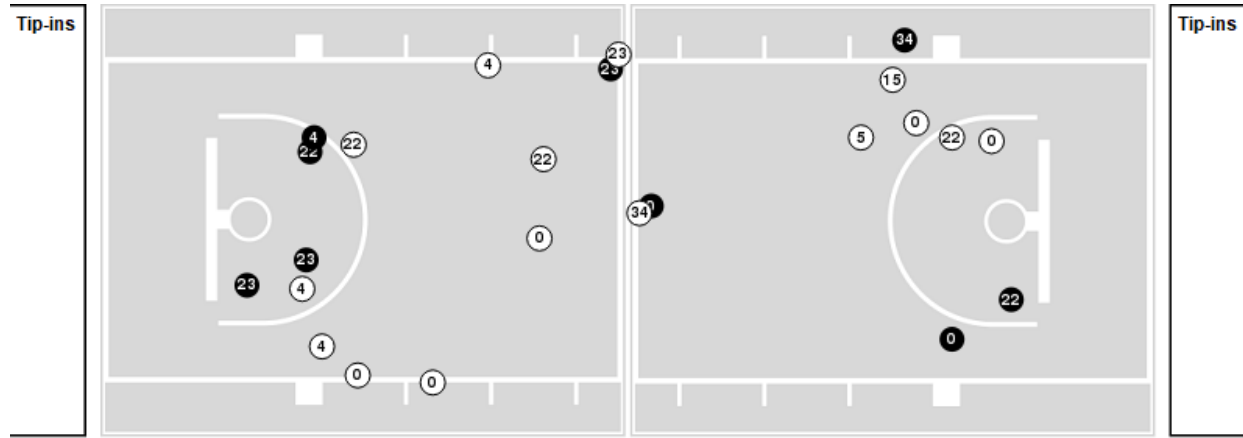
Players => 0, 1, 4, 5, 12, 14, 15, 22, 23, 24, 32, 33, 34, 44FG Types=>AllResults=>All

Bellarmine

All Field Goals



Blow Up Chart



● Made ○ Missed N - Player Number

Bellarmine	M/A	%
Field Goals	18/54	33
2 Points	11/31	35
3 Points	7/23	30
Free Throws	22/30	73

Bellarmine	M/A	%
Points in the Paint	14 (7 / 18)	39
Fast Break Points	9 (9/12)	75
Second Chance Points	2 (1/8)	12
Effective FG%	40	

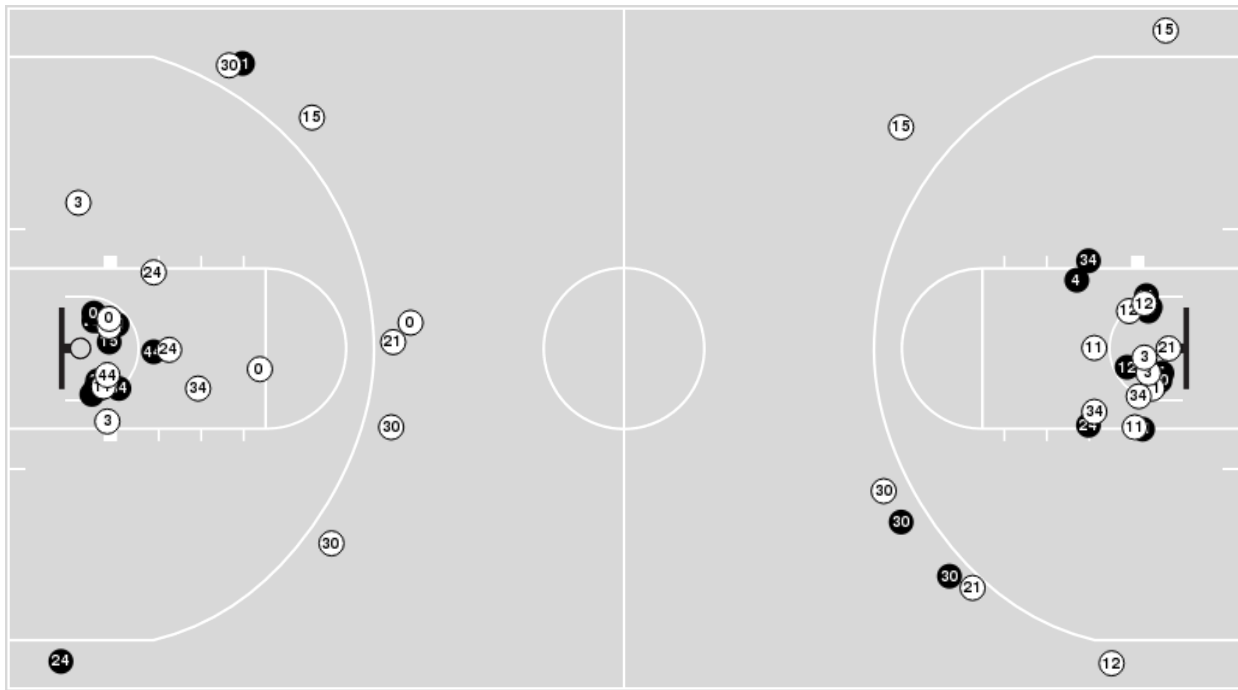


Officials: Michael Price, Nicole Leon, Ashley Ellis

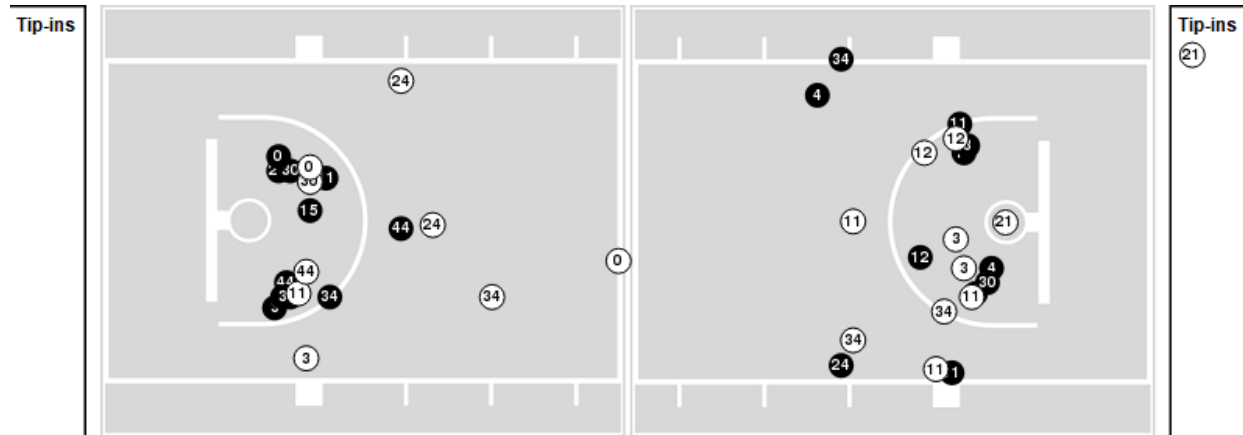
Players => 0, 1, 2, 3, 4, 11, 12, 13, 15, 21, 22, 23, 24, 30, 32, 34, 44FG Types=>AllResults=>All

San Jose St.

All Field Goals



Blow Up Chart



● Made ○ Missed N - Player Number

San Jose St.	M/A	%
Field Goals	27/58	47
2 Points	23/43	53
3 Points	4/15	27
Free Throws	23/36	64

San Jose St.	M/A	%
Points in the Paint	44 (22 / 41)	54
Fast Break Points	16 (10/12)	83
Second Chance Points	13 (7/18)	39
Effective FG%	50	



Officials: Michael Price, Nicole Leon, Ashley Ellis

Bellarmine

Lineup	Quarter On	Time On	Quarter Off	Time Off	Time on Court	Score	Score Diff	Reb	Stl	Tov	Ass	PPP
0- Brown M/ 4- Sivori H/ 12- Gray P/ 14- Robertson L/ 23- Harrison H/	1	10:00	1	07:47	02:13	2-2	0	3	0	1	0	0.5000
0- Brown M/ 4- Sivori H/ 12- Gray P/ 23- Harrison H/ 34- Browning C/	1	07:47	1	06:01	01:46	5-2	3	0	1	1	0	1.7361
0- Brown M/ 5- Harris A/ 12- Gray P/ 23- Harrison H/ 34- Browning C/	1	06:01	1	05:58	00:03	0-0	0	0	0	0	0	0.0000
0- Brown M/ 5- Harris A/ 15- Knies C/ 23- Harrison H/ 34- Browning C/	1	05:58	1	04:51	01:07	2-4	-2	2	0	0	1	1.0000
0- Brown M/ 5- Harris A/ 14- Robertson L/ 15- Knies C/ 23- Harrison H/	1	04:51	1	01:55	02:56	3-4	-1	2	0	2	1	0.6000
0- Brown M/ 12- Gray P/ 15- Knies C/ 22- Butler J/ 34- Browning C/	1	01:55	2	08:19	03:36	6-7	-1	3	1	1	1	0.7614
0- Brown M/ 15- Knies C/ 22- Butler J/ 23- Harrison H/ 34- Browning C/	2	08:19	2	08:06	00:13	0-0	0	0	0	0	0	0.0000
0- Brown M/ 14- Robertson L/ 15- Knies C/ 22- Butler J/ 23- Harrison H/	2	08:06	2	05:28	02:38	2-9	-7	2	0	2	0	0.5000
0- Brown M/ 12- Gray P/ 15- Knies C/ 23- Harrison H/ 32- Trice B/	2	05:28	2	05:09	00:19	0-2	-2	0	0	0	0	0.0000
5- Harris A/ 12- Gray P/ 15- Knies C/ 23- Harrison H/ 32- Trice B/	2	05:09	2	03:48	01:21	0-0	0	1	0	1	0	0.0000
5- Harris A/ 12- Gray P/ 14- Robertson L/ 15- Knies C/ 23- Harrison H/	2	03:48	2	02:57	00:51	0-3	-3	1	0	1	0	0.0000
0- Brown M/ 12- Gray P/ 14- Robertson L/ 15- Knies C/ 23- Harrison H/	2	02:57	2	02:43	00:14	0-0	0	1	0	1	0	0.0000
0- Brown M/ 14- Robertson L/ 15- Knies C/ 23- Harrison H/ 24- Keelin M/	2	02:43	3	10:00	02:43	4-3	1	4	1	1	0	0.7246
0- Brown M/ 4- Sivori H/ 12- Gray P/ 14- Robertson L/ 23- Harrison H/	3	10:00	3	08:13	01:47	2-5	-3	1	0	0	0	1.0000
0- Brown M/ 4- Sivori H/ 12- Gray P/ 23- Harrison H/ 34- Browning C/	3	08:13	3	06:48	01:25	6-4	2	0	0	1	1	2.0000
0- Brown M/ 4- Sivori H/ 12- Gray P/ 15- Knies C/ 34- Browning C/	3	06:48	3	06:14	00:34	0-2	-2	1	0	1	0	0.0000
0- Brown M/ 4- Sivori H/ 12- Gray P/ 15- Knies C/ 32- Trice B/	3	06:14	3	05:02	01:12	0-2	-2	1	1	0	0	0.0000
4- Sivori H/ 5- Harris A/ 12- Gray P/ 15- Knies C/ 32- Trice B/	3	05:02	3	04:10	00:52	0-0	0	1	0	1	0	0.0000
0- Brown M/ 4- Sivori H/ 5- Harris A/ 15- Knies C/ 23- Harrison H/	3	04:10	3	03:37	00:33	3-0	3	0	0	0	1	3.0000
0- Brown M/ 4- Sivori H/ 15- Knies C/ 23- Harrison H/ 24- Keelin M/	3	03:37	3	02:42	00:55	0-3	-3	1	1	1	0	0.0000
0- Brown M/ 5- Harris A/ 15- Knies C/ 23- Harrison H/ 24- Keelin M/	3	02:42	3	01:00	01:42	6-3	3	1	1	0	0	1.6484
0- Brown M/ 5- Harris A/ 12- Gray P/ 15- Knies C/ 23- Harrison H/	3	01:00	4	10:00	01:00	0-2	-2	1	0	2	0	0.0000
0- Brown M/ 5- Harris A/ 15- Knies C/ 23- Harrison H/ 34- Browning C/	4	10:00	4	08:37	01:23	0-2	-2	1	0	2	0	0.0000
4- Sivori H/ 12- Gray P/ 15- Knies C/ 22- Butler J/ 23- Harrison H/	4	08:37	4	08:32	00:05	0-0	0	0	0	0	0	0.0000
4- Sivori H/ 14- Robertson L/ 15- Knies C/ 22- Butler J/ 23- Harrison H/	4	08:32	4	05:55	02:37	9-5	4	2	2	0	1	1.5306
0- Brown M/ 5- Harris A/ 22- Butler J/ 32- Trice B/ 34- Browning C/	4	05:55	4	05:05	00:50	0-0	0	0	0	0	0	0.0000
4- Sivori H/ 5- Harris A/ 15- Knies C/ 22- Butler J/ 23- Harrison H/	4	05:05	4	04:42	00:23	2-2	0	0	0	0	0	2.2727
0- Brown M/ 4- Sivori H/ 5- Harris A/ 15- Knies C/ 23- Harrison H/	4	04:42	4	02:51	01:51	5-5	0	1	1	0	0	1.3298
0- Brown M/ 4- Sivori H/ 5- Harris A/ 22- Butler J/ 23- Harrison H/	4	02:51	4	02:51	00:00	0-0	0	0	0	0	0	0.0000
0- Brown M/ 4- Sivori H/ 22- Butler J/ 23- Harrison H/ 34- Browning C/	4	02:51	4	02:26	00:25	0-2	-2	1	0	1	0	0.0000
0- Brown M/ 4- Sivori H/ 15- Knies C/ 22- Butler J/ 23- Harrison H/	4	02:26	4	01:06	01:20	2-0	2	1	0	0	0	1.0638
4- Sivori H/ 5- Harris A/ 15- Knies C/ 22- Butler J/ 23- Harrison H/	4	01:06	4	00:24	00:41	2-4	-2	1	0	0	0	1.0638
4- Sivori H/ 5- Harris A/ 15- Knies C/ 23- Harrison H/ 32- Trice B/	4	00:24	4	00:00	00:24	4-4	0	1	1	0	0	2.0000



Officials: Michael Price, Nicole Leon, Ashley Ellis

San Jose St.

Lineup	Quarter On	Time On	Quarter Off	Time Off	Time on Court	Score	Score Diff	Reb	Stl	Tov	Ass	PPP
4- LoVett J/ 11- Davis-Jones M/ 12- Singleton J/ 24- Moreland A/ 30- Ma S/	1	10:00	1	07:31	02:29	2-2	0	3	1	2	0	0.4098
4- LoVett J/ 11- Davis-Jones M/ 12- Singleton J/ 30- Ma S/ 44- Tonga F/	1	07:31	1	06:01	01:30	2-5	-3	0	0	1	0	1.0000
4- LoVett J/ 11- Davis-Jones M/ 12- Singleton J/ 15- Anderson M/ 44- Tonga F/	1	06:01	1	04:11	01:50	4-5	-1	1	0	1	1	0.9009
1- Quow A/ 11- Davis-Jones M/ 12- Singleton J/ 15- Anderson M/ 44- Tonga F/	1	04:11	1	03:57	00:14	0-0	0	0	0	0	0	0.0000
1- Quow A/ 12- Singleton J/ 15- Anderson M/ 21- Kelemeni S/ 44- Tonga F/	1	03:57	1	01:55	02:02	4-0	4	2	2	0	2	1.3333
1- Quow A/ 3- Nicholas N/ 15- Anderson M/ 21- Kelemeni S/ 34- Smith S/	1	01:55	2	10:00	01:55	5-4	1	4	0	1	1	1.0504
12- Singleton J/ 15- Anderson M/ 21- Kelemeni S/ 30- Ma S/ 44- Tonga F/	2	10:00	2	08:10	01:50	2-2	0	2	1	0	0	1.0000
12- Singleton J/ 15- Anderson M/ 24- Moreland A/ 30- Ma S/ 44- Tonga F/	2	08:10	2	08:03	00:07	0-0	0	1	0	0	0	0.0000
3- Nicholas N/ 12- Singleton J/ 24- Moreland A/ 30- Ma S/ 44- Tonga F/	2	08:03	2	06:07	01:56	6-2	4	1	2	0	3	2.0000
3- Nicholas N/ 12- Singleton J/ 15- Anderson M/ 24- Moreland A/ 44- Tonga F/	2	06:07	2	05:28	00:39	3-0	3	0	0	0	1	3.0000
3- Nicholas N/ 12- Singleton J/ 15- Anderson M/ 24- Moreland A/ 34- Smith S/	2	05:28	2	05:24	00:04	0-0	0	0	0	0	0	0.0000
1- Quow A/ 3- Nicholas N/ 15- Anderson M/ 24- Moreland A/ 34- Smith S/	2	05:24	2	04:54	00:30	2-0	2	1	0	0	1	2.0000
1- Quow A/ 3- Nicholas N/ 15- Anderson M/ 30- Ma S/ 34- Smith S/	2	04:54	2	04:44	00:10	0-0	0	0	0	0	0	0.0000
1- Quow A/ 3- Nicholas N/ 15- Anderson M/ 21- Kelemeni S/ 30- Ma S/	2	04:44	2	04:44	00:00	0-0	0	0	0	0	0	0.0000
1- Quow A/ 3- Nicholas N/ 21- Kelemeni S/ 24- Moreland A/ 30- Ma S/	2	04:44	2	03:48	00:56	0-0	0	2	1	1	0	0.0000
0- Summers S/ 3- Nicholas N/ 21- Kelemeni S/ 24- Moreland A/ 30- Ma S/	2	03:48	2	03:26	00:22	0-0	0	0	0	0	0	0.0000
0- Summers S/ 3- Nicholas N/ 21- Kelemeni S/ 30- Ma S/ 44- Tonga F/	2	03:26	2	01:58	01:28	5-0	5	3	0	0	1	1.2500
0- Summers S/ 3- Nicholas N/ 21- Kelemeni S/ 30- Ma S/ 34- Smith S/	2	01:58	2	01:34	00:24	0-2	-2	0	0	0	0	0.0000
0- Summers S/ 3- Nicholas N/ 21- Kelemeni S/ 24- Moreland A/ 30- Ma S/	2	01:34	2	01:16	00:18	0-0	0	0	0	1	0	0.0000
0- Summers S/ 3- Nicholas N/ 21- Kelemeni S/ 30- Ma S/ 34- Smith S/	2	01:16	2	00:43	00:32	0-2	-2	0	0	1	0	0.0000
0- Summers S/ 3- Nicholas N/ 15- Anderson M/ 30- Ma S/ 34- Smith S/	2	00:43	3	10:00	00:43	1-0	1	2	1	0	0	0.5319
4- LoVett J/ 11- Davis-Jones M/ 12- Singleton J/ 24- Moreland A/ 30- Ma S/	3	10:00	3	06:48	03:12	9-8	1	3	1	0	2	2.2500
4- LoVett J/ 11- Davis-Jones M/ 12- Singleton J/ 15- Anderson M/ 24- Moreland A/	3	06:48	3	05:39	01:09	2-0	2	1	1	2	1	0.5814
4- LoVett J/ 11- Davis-Jones M/ 12- Singleton J/ 15- Anderson M/ 44- Tonga F/	3	05:39	3	04:10	01:29	2-0	2	3	1	1	0	0.6667
1- Quow A/ 11- Davis-Jones M/ 12- Singleton J/ 15- Anderson M/ 44- Tonga F/	3	04:10	3	03:37	00:33	0-3	-3	0	0	0	0	0.0000
1- Quow A/ 3- Nicholas N/ 11- Davis-Jones M/ 12- Singleton J/ 44- Tonga F/	3	03:37	3	03:37	00:00	0-0	0	0	0	0	0	0.0000
3- Nicholas N/ 11- Davis-Jones M/ 12- Singleton J/ 21- Kelemeni S/ 30- Ma S/	3	03:37	3	02:42	00:55	3-0	3	5	0	1	0	0.7732
3- Nicholas N/ 4- LoVett J/ 21- Kelemeni S/ 24- Moreland A/ 30- Ma S/	3	02:42	3	01:41	01:01	3-2	1	2	0	1	0	1.0417
3- Nicholas N/ 4- LoVett J/ 15- Anderson M/ 24- Moreland A/ 30- Ma S/	3	01:41	3	01:41	00:00	0-0	0	0	0	0	0	0.0000
3- Nicholas N/ 4- LoVett J/ 15- Anderson M/ 30- Ma S/ 34- Smith S/	3	01:41	3	01:17	00:24	0-2	-2	0	0	1	0	0.0000
0- Summers S/ 3- Nicholas N/ 4- LoVett J/ 15- Anderson M/ 34- Smith S/	3	01:17	3	01:00	00:17	0-2	-2	0	0	1	0	0.0000
3- Nicholas N/ 4- LoVett J/ 12- Singleton J/ 15- Anderson M/ 34- Smith S/	3	01:00	4	08:37	02:23	4-0	4	1	2	1	0	0.8197
1- Quow A/ 11- Davis-Jones M/ 12- Singleton J/ 30- Ma S/ 44- Tonga F/	4	08:37	4	07:50	00:47	3-2	1	0	0	0	1	1.5957
3- Nicholas N/ 11- Davis-Jones M/ 12- Singleton J/ 30- Ma S/ 44- Tonga F/	4	07:50	4	07:20	00:30	0-5	-5	0	0	1	0	0.0000
11- Davis-Jones M/ 12- Singleton J/ 15- Anderson M/ 30- Ma S/ 44- Tonga F/	4	07:20	4	05:55	01:25	2-2	0	2	0	1	1	0.6667
4- LoVett J/ 11- Davis-Jones M/ 12- Singleton J/ 21- Kelemeni S/ 44- Tonga F/	4	05:55	4	05:28	00:27	0-0	0	1	0	1	0	0.0000
4- LoVett J/ 11- Davis-Jones M/ 12- Singleton J/ 30- Ma S/ 44- Tonga F/	4	05:28	4	04:42	00:46	2-0	2	0	0	0	0	2.2727
3- Nicholas N/ 4- LoVett J/ 12- Singleton J/ 30- Ma S/ 44- Tonga F/	4	04:42	4	03:58	00:44	3-4	-1	0	0	0	1	1.5957
3- Nicholas N/ 4- LoVett J/ 15- Anderson M/ 24- Moreland A/ 30- Ma S/	4	03:58	4	03:30	00:28	2-2	0	1	0	1	0	1.0638
3- Nicholas N/ 4- LoVett J/ 11- Davis-Jones M/ 24- Moreland A/ 30- Ma S/	4	03:30	4	02:21	01:09	2-1	1	1	0	1	0	1.0638
3- Nicholas N/ 4- LoVett J/ 11- Davis-Jones M/ 30- Ma S/ 44- Tonga F/	4	02:21	4	01:06	01:15	0-2	-2	2	0	0	0	0.0000
4- LoVett J/ 11- Davis-Jones M/ 15- Anderson M/ 30- Ma S/ 34- Smith S/	4	01:06	4	00:00	01:06	8-6	2	1	0	1	1	1.7241



Officials: Michael Price, Nicole Leon, Ashley Ellis

Bellarmine

Lineup	Time	Score	Score Diff	Pts/Min	Reb	Stl	Tov	Ass	PPP
0- Brown M/ 4- Sivori H/ 12- Gray P/ 14- Robertson L/ 23- Harrison H/	04:00	4-7	-3	1.0000	4	0	1	0	0.6667
0- Brown M/ 12- Gray P/ 15- Knies C/ 22- Butler J/ 34- Browning C/	03:36	6-7	-1	1.6667	3	1	1	1	0.7614
0- Brown M/ 4- Sivori H/ 12- Gray P/ 23- Harrison H/ 34- Browning C/	03:11	11-6	5	3.4555	0	1	2	1	1.8707
0- Brown M/ 5- Harris A/ 14- Robertson L/ 15- Knies C/ 23- Harrison H/	02:56	3-4	-1	1.0227	2	0	2	1	0.6000
0- Brown M/ 14- Robertson L/ 15- Knies C/ 23- Harrison H/ 24- Keelin M/	02:43	4-3	1	1.4724	4	1	1	0	0.7246
0- Brown M/ 14- Robertson L/ 15- Knies C/ 22- Butler J/ 23- Harrison H/	02:38	2-9	-7	0.7595	2	0	2	0	0.5000
4- Sivori H/ 14- Robertson L/ 15- Knies C/ 22- Butler J/ 23- Harrison H/	02:37	9-5	4	3.4395	2	2	0	1	1.5306
0- Brown M/ 5- Harris A/ 15- Knies C/ 23- Harrison H/ 34- Browning C/	02:30	2-6	-4	0.8000	3	0	2	1	0.5000
0- Brown M/ 4- Sivori H/ 5- Harris A/ 15- Knies C/ 23- Harrison H/	02:24	8-5	3	3.3333	1	1	0	1	1.6807
0- Brown M/ 5- Harris A/ 15- Knies C/ 23- Harrison H/ 24- Keelin M/	01:42	6-3	3	3.5294	1	1	0	0	1.6484
5- Harris A/ 12- Gray P/ 15- Knies C/ 23- Harrison H/ 32- Trice B/	01:21	0-0	0	0.0000	1	0	1	0	0.0000
0- Brown M/ 4- Sivori H/ 15- Knies C/ 22- Butler J/ 23- Harrison H/	01:20	2-0	2	1.5000	1	0	0	0	1.0638
0- Brown M/ 4- Sivori H/ 12- Gray P/ 15- Knies C/ 32- Trice B/	01:12	0-2	-2	0.0000	1	1	0	0	0.0000
4- Sivori H/ 5- Harris A/ 15- Knies C/ 22- Butler J/ 23- Harrison H/	01:04	4-6	-2	3.7037	1	0	0	0	1.4493
0- Brown M/ 5- Harris A/ 12- Gray P/ 15- Knies C/ 23- Harrison H/	01:00	0-2	-2	0.0000	1	0	2	0	0.0000
0- Brown M/ 4- Sivori H/ 15- Knies C/ 23- Harrison H/ 24- Keelin M/	00:55	0-3	-3	0.0000	1	1	1	0	0.0000
4- Sivori H/ 5- Harris A/ 12- Gray P/ 15- Knies C/ 32- Trice B/	00:52	0-0	0	0.0000	1	0	1	0	0.0000
5- Harris A/ 12- Gray P/ 14- Robertson L/ 15- Knies C/ 23- Harrison H/	00:51	0-3	-3	0.0000	1	0	1	0	0.0000
0- Brown M/ 5- Harris A/ 22- Butler J/ 32- Trice B/ 34- Browning C/	00:50	0-0	0	0.0000	0	0	0	0	0.0000
0- Brown M/ 4- Sivori H/ 12- Gray P/ 15- Knies C/ 34- Browning C/	00:34	0-2	-2	0.0000	1	0	1	0	0.0000
0- Brown M/ 4- Sivori H/ 22- Butler J/ 23- Harrison H/ 34- Browning C/	00:25	0-2	-2	0.0000	1	0	1	0	0.0000
4- Sivori H/ 5- Harris A/ 15- Knies C/ 23- Harrison H/ 32- Trice B/	00:24	4-4	0	9.9174	1	1	0	0	2.0000
0- Brown M/ 12- Gray P/ 15- Knies C/ 23- Harrison H/ 32- Trice B/	00:19	0-2	-2	0.0000	0	0	0	0	0.0000
0- Brown M/ 12- Gray P/ 14- Robertson L/ 15- Knies C/ 23- Harrison H/	00:14	0-0	0	0.0000	1	0	1	0	0.0000
0- Brown M/ 15- Knies C/ 22- Butler J/ 23- Harrison H/ 34- Browning C/	00:13	0-0	0	0.0000	0	0	0	0	0.0000
4- Sivori H/ 12- Gray P/ 15- Knies C/ 22- Butler J/ 23- Harrison H/	00:05	0-0	0	0.0000	0	0	0	0	0.0000
0- Brown M/ 5- Harris A/ 12- Gray P/ 23- Harrison H/ 34- Browning C/	00:03	0-0	0	0.0000	0	0	0	0	0.0000
0- Brown M/ 4- Sivori H/ 5- Harris A/ 22- Butler J/ 23- Harrison H/	00:00	0-0	0	NaN	0	0	0	0	0.0000



Bellarmine at San Jose St.

11/09/23 Provident Credit Union Event Center, San Jose
2023-24 Women's Basketball

Game Time: 5:00 PM
Game Duration: 2:02
Attendance: 847

Officials: Michael Price, Nicole Leon, Ashley Ellis

San Jose St.

Lineup	Time	Score	Score Diff	Pts/Min	Reb	Stl	Tov	Ass	PPP
4- LoVett J/ 11- Davis-Jones M/ 12- Singleton J/ 24- Moreland A/ 30- Ma S/	05:41	11-10	1	1.9355	6	2	2	2	1.2387
4- LoVett J/ 11- Davis-Jones M/ 12- Singleton J/ 15- Anderson M/ 44- Tonga F/	03:19	6-5	1	1.8090	4	1	2	1	0.8065
3- Nicholas N/ 4- LoVett J/ 12- Singleton J/ 15- Anderson M/ 34- Smith S/	02:23	4-0	4	1.6783	1	2	1	0	0.8197
4- LoVett J/ 11- Davis-Jones M/ 12- Singleton J/ 30- Ma S/ 44- Tonga F/	02:16	4-5	-1	1.7647	0	0	1	0	1.3889
1- Quow A/ 12- Singleton J/ 15- Anderson M/ 21- Kelemani S/ 44- Tonga F/	02:02	4-0	4	1.9672	2	2	0	2	1.3333
3- Nicholas N/ 12- Singleton J/ 24- Moreland A/ 30- Ma S/ 44- Tonga F/	01:56	6-2	4	3.1034	1	2	0	3	2.0000
1- Quow A/ 3- Nicholas N/ 15- Anderson M/ 21- Kelemani S/ 34- Smith S/	01:55	5-4	1	2.6087	4	0	1	1	1.0504
12- Singleton J/ 15- Anderson M/ 21- Kelemani S/ 30- Ma S/ 44- Tonga F/	01:50	2-2	0	1.0909	2	1	0	0	1.0000
0- Summers S/ 3- Nicholas N/ 21- Kelemani S/ 30- Ma S/ 44- Tonga F/	01:28	5-0	5	3.4091	3	0	0	1	1.2500
11- Davis-Jones M/ 12- Singleton J/ 15- Anderson M/ 30- Ma S/ 44- Tonga F/	01:25	2-2	0	1.4118	2	0	1	1	0.6667
3- Nicholas N/ 4- LoVett J/ 11- Davis-Jones M/ 30- Ma S/ 44- Tonga F/	01:15	0-2	-2	0.0000	2	0	0	0	0.0000
4- LoVett J/ 11- Davis-Jones M/ 12- Singleton J/ 15- Anderson M/ 24- Moreland A/	01:09	2-0	2	1.7391	1	1	2	1	0.5814
3- Nicholas N/ 4- LoVett J/ 11- Davis-Jones M/ 24- Moreland A/ 30- Ma S/	01:09	2-1	1	1.7391	1	0	1	0	1.0638
4- LoVett J/ 11- Davis-Jones M/ 15- Anderson M/ 30- Ma S/ 34- Smith S/	01:06	8-6	2	7.2727	1	0	1	1	1.7241
3- Nicholas N/ 4- LoVett J/ 21- Kelemani S/ 24- Moreland A/ 30- Ma S/	01:01	3-2	1	2.9508	2	0	1	0	1.0417
0- Summers S/ 3- Nicholas N/ 21- Kelemani S/ 30- Ma S/ 34- Smith S/	00:56	0-4	-4	0.0000	0	0	1	0	0.0000
1- Quow A/ 3- Nicholas N/ 21- Kelemani S/ 24- Moreland A/ 30- Ma S/	00:56	0-0	0	0.0000	2	1	1	0	0.0000
3- Nicholas N/ 11- Davis-Jones M/ 12- Singleton J/ 21- Kelemani S/ 30- Ma S/	00:55	3-0	3	3.2727	5	0	1	0	0.7732
1- Quow A/ 11- Davis-Jones M/ 12- Singleton J/ 15- Anderson M/ 44- Tonga F/	00:47	0-3	-3	0.0000	0	0	0	0	0.0000
1- Quow A/ 11- Davis-Jones M/ 12- Singleton J/ 30- Ma S/ 44- Tonga F/	00:47	3-2	1	3.8298	0	0	0	1	1.5957
3- Nicholas N/ 4- LoVett J/ 12- Singleton J/ 30- Ma S/ 44- Tonga F/	00:44	3-4	-1	4.0909	0	0	0	1	1.5957
0- Summers S/ 3- Nicholas N/ 15- Anderson M/ 30- Ma S/ 34- Smith S/	00:43	1-0	1	1.3730	2	1	0	0	0.5319
0- Summers S/ 3- Nicholas N/ 21- Kelemani S/ 24- Moreland A/ 30- Ma S/	00:40	0-0	0	0.0000	0	0	1	0	0.0000
3- Nicholas N/ 12- Singleton J/ 15- Anderson M/ 24- Moreland A/ 44- Tonga F/	00:39	3-0	3	4.6154	0	0	0	1	3.0000
1- Quow A/ 3- Nicholas N/ 15- Anderson M/ 24- Moreland A/ 34- Smith S/	00:30	2-0	2	4.0000	1	0	0	1	2.0000
3- Nicholas N/ 11- Davis-Jones M/ 12- Singleton J/ 30- Ma S/ 44- Tonga F/	00:30	0-5	-5	0.0000	0	0	1	0	0.0000
3- Nicholas N/ 4- LoVett J/ 15- Anderson M/ 24- Moreland A/ 30- Ma S/	00:28	2-2	0	4.2857	1	0	1	0	1.0638
4- LoVett J/ 11- Davis-Jones M/ 12- Singleton J/ 21- Kelemani S/ 44- Tonga F/	00:27	0-0	0	0.0000	1	0	1	0	0.0000
3- Nicholas N/ 4- LoVett J/ 15- Anderson M/ 30- Ma S/ 34- Smith S/	00:24	0-2	-2	0.0000	0	0	1	0	0.0000
0- Summers S/ 3- Nicholas N/ 4- LoVett J/ 15- Anderson M/ 34- Smith S/	00:17	0-2	-2	0.0000	0	0	1	0	0.0000
1- Quow A/ 3- Nicholas N/ 15- Anderson M/ 30- Ma S/ 34- Smith S/	00:10	0-0	0	0.0000	0	0	0	0	0.0000
12- Singleton J/ 15- Anderson M/ 24- Moreland A/ 30- Ma S/ 44- Tonga F/	00:07	0-0	0	0.0000	1	0	0	0	0.0000
3- Nicholas N/ 12- Singleton J/ 15- Anderson M/ 24- Moreland A/ 34- Smith S/	00:04	0-0	0	0.0000	0	0	0	0	0.0000
1- Quow A/ 3- Nicholas N/ 15- Anderson M/ 21- Kelemani S/ 30- Ma S/	00:00	0-0	0	NaN	0	0	0	0	0.0000
1- Quow A/ 3- Nicholas N/ 11- Davis-Jones M/ 12- Singleton J/ 44- Tonga F/	00:00	0-0	0	NaN	0	0	0	0	0.0000