



Norfolk St. at San Jose St.

11/18/23 UVI Sports and Fitness Center, Charlotte Amalie West
2023-24 Men's Basketball

Officials: Ben Stirt, Bobby Lineberger, Devyn Page

Norfolk St. - 53

Record: 3-2

NO.	Name	F	Min	FG			3P			FT			Rebounds			Fouls		TP	AS	TO	ST	Blocks		+/-
				M-A	M-A	M-A	OR	DR	TOT	PF	FD	OR	DR	TOT	BS	BA								
7	Kuluuel Mading	F	28:32	4-10	0-2	1-4	0	1	1	3	3	9	0	1	0	3	1	-17						
50	Nyzaiah Chambers	F	25:48	4-9	0-1	1-7	3	2	5	1	5	9	1	3	2	0	0	-16						
0	Christian Ings	G	13:31	2-4	0-1	0-0	0	0	0	2	0	4	2	1	0	0	0	-15						
9	Allen Betrand	G	23:60	3-7	0-0	1-2	1	2	3	1	5	7	1	1	0	0	1	-25						
11	Jaylani Darden	G	22:16	1-6	0-2	4-4	0	5	5	1	2	6	0	2	0	0	1	-9						
5	Tyrese Jenkins		17:19	0-2	0-2	0-0	1	3	4	3	0	0	0	1	1	0	0	-15						
13	Daryl Anderson		19:52	1-2	1-2	0-0	0	2	2	2	0	3	0	0	2	0	0	3						
8	Tyrel Bladen		05:33	0-3	0-0	0-0	1	0	1	0	0	0	0	0	0	1	1	-3						
6	Jamarii Thomas		24:41	5-9	1-3	4-4	0	3	3	2	3	15	3	2	0	0	0	-8						
42	Chris Fields Jr.		08:39	0-2	0-1	0-0	1	2	3	3	0	0	1	0	0	0	1	-5						
2	Terrance Jones		08:01	0-1	0-1	0-0	0	0	0	0	0	0	0	0	0	0	0	-9						
3	Gilbert Brown		01:48	0-1	0-0	0-0	0	0	0	1	0	0	0	0	0	0	0	-1						
Team							3	1	4			0			0									
Totals					20-56	2-15	11-21	10	21	31	19	18	53	8	11	5	4	5	-24					

Shooting By Period		
1st FG%	10-30	33.3%
3PT%	1-8	12.5%
FT%	3-8	37.5%
2nd FG%	10-26	38.5%
3PT%	1-7	14.3%
FT%	8-13	61.5%
GM FG%	20-56	35.7%
3PT%	2-15	13.3%
FT%	11-21	52.4%

Dead Ball Rebounds: 4, 0

Technical Fouls::NONE

San Jose St. - 77

Record: 3-2

NO.	Name	F	Min	FG			3P			FT			Rebounds			Fouls		TP	AS	TO	ST	Blocks		+/-
				M-A	M-A	M-A	OR	DR	TOT	PF	FD	OR	DR	TOT	BS	BA								
5	Tibet Gorener	F	30:01	5-11	3-8	1-2	1	6	7	2	6	14	2	1	0	0	0	27						
15	Trey Anderson	F	32:14	6-9	4-7	0-0	1	9	10	4	0	16	1	1	1	0	0	22						
4	Adrame Diongue	C	18:42	2-2	0-0	2-2	1	5	6	3	2	6	0	3	0	3	0	18						
0	Myron Amey Jr.	G	25:28	5-10	4-8	1-2	0	1	1	2	1	15	5	3	1	0	0	20						
13	Alvaro Cardenas	G	30:17	2-7	1-4	2-3	1	2	3	3	1	7	5	0	0	1	2	20						
21	William Humer		08:22	0-0	0-0	0-0	0	1	1	1	4	0	0	1	1	0	0	6						
23	Diogo Seixas		13:32	0-0	0-0	0-0	0	1	1	2	0	0	3	1	0	0	0	-2						
6	Latrell Davis		18:18	1-5	0-1	5-6	0	2	2	0	5	7	0	0	0	0	1	9						
25	Ryen Perry		12:18	1-2	1-1	0-0	0	2	2	0	0	3	0	1	0	0	1	0						
2	Rickey Mitchell Jr.		03:01	1-1	1-1	0-0	0	0	0	1	0	3	1	2	0	0	0	-1						
7	Pasha Goodarzi		02:53	1-1	1-1	0-0	0	0	0	0	0	3	0	0	0	0	0	-1						
20	Christian Wise		02:27	0-0	0-0	0-0	0	2	2	0	0	0	0	1	0	1	0	1						
24	Bennett Blackerby		02:27	1-1	1-1	0-0	0	0	0	0	0	3	0	0	0	0	0	1						
Team							1	1	2			0			2									
Totals					25-49	16-32	11-15	5	32	37	18	19	77	17	16	3	5	4	24					

Shooting By Period		
1st FG%	12-24	50.0%
3PT%	8-16	50.0%
FT%	7-10	70%
2nd FG%	13-25	52.0%
3PT%	8-16	50.0%
FT%	4-5	80%
GM FG%	25-49	51.0%
3PT%	16-32	50.0%
FT%	11-15	73.3%

Dead Ball Rebounds: 2, 0

Technical Fouls::NONE

	NSU	SJSU	Points from		Period by Period Scoring				
Biggest lead	0 (1 st 20:00)	26 (2 nd 2:18)	Turnovers	8	11	1st	2nd	TOT	
Best Scoring Run	11(1 st 3:40)	11(1 st 0:56)	Paint	30	16	NSU	24	29	53
Lead Changes	0		Second Chance	3	12	SJSU	39	38	77
Times Tied	0		Fast Breaks	20	16				
Time with Lead	00:00	38:25	Bench	18	19				

Game Notes: 2023 U.S. Virgin Islands Paradise Jam Basketball Tournament. ♦ Presented by Basketball Travelers. ♦



Period 1

Quarter Starters:

SJSU	0 Amey Jr. M	4 Diongue A	5 Gorener T	13 Cardenas A	15 Anderson T
NSU	0 Ings C	7 Mading K	9 Bertrand A	11 Darden J	50 Chambers N

Game Time	SJSU	Score	Diff	NSU
20:00	4 DIONGUE A jumpball won			7 MADING K jumpball lost
19:43	4 DIONGUE A foul offensive (1 - 1)			7 MADING K foul drawn (1)
19:43	4 DIONGUE A turnover offensive (1)			
19:32				9 BETRAND A 2pt FG from turnover in the paint, driving layup blocked
19:32	4 DIONGUE A block (1)			
19:28	15 ANDERSON T defensive rebound (1)			
19:27	5 GORENER T foul drawn (1)			50 CHAMBERS N foul personal (1 - 1)
19:26	4 DIONGUE A turnover bad pass (2)			50 CHAMBERS N steal (1)
18:58	15 ANDERSON T foul shooting (1 - 2)			50 CHAMBERS N foul drawn (1)
18:58				50 CHAMBERS N free throw 1 - 2 missed
18:58				offensive dead ball rebound (1)
18:58				50 CHAMBERS N free throw 2 - 2 missed
18:58	15 ANDERSON T defensive rebound (2)			
18:41	5 GORENER T foul drawn (2)			0 INGS C foul personal (1 - 2)
18:41	4 DIONGUE A substitution out			
18:41	21 HUMER W substitution in			
18:25	5 GORENER T 2pt FG in the paint, driving layup made (2)	2-0	2	
18:09				11 DARDEN J turnover travel (1)
18:01	5 GORENER T foul offensive (1 - 3)			9 BETRAND A foul drawn (1)
18:01	5 GORENER T turnover offensive (1)			
17:45				7 MADING K 3pt FG from turnover, jump shot missed
17:39	15 ANDERSON T defensive rebound (3)			
17:34	15 ANDERSON T 3pt FG , jump shot made (3)	5-0	5	
17:34	0 AMEY JR. M assist (1)			
17:13		5-2	3	50 CHAMBERS N 2pt FG in the paint, layup made (2)
17:00	21 HUMER W foul drawn (1)			7 MADING K foul personal (1 - 3)
16:45	0 AMEY JR. M 3pt FG , jump shot made (3)	8-2	6	
16:45	13 CARDENAS A assist (1)			
16:30				7 MADING K turnover bad pass (1)
16:30	21 HUMER W substitution out			
16:30	23 SEIXAS D substitution in			
16:30				7 MADING K substitution out
16:30				5 JENKINS T substitution in
16:19	0 AMEY JR. M 3pt FG from turnover, jump shot missed			
16:17				9 BETRAND A defensive rebound (1)
16:12		8-4	4	0 INGS C 2pt FG fast break in the paint, driving layup made (2)
15:53	0 AMEY JR. M 3pt FG , jump shot made (6)	11-4	7	
15:53	13 CARDENAS A assist (2)			
15:30				50 CHAMBERS N 2pt FG outside the paint, jump shot missed
15:27	15 ANDERSON T defensive rebound (4)			
15:21	Timeout media			
15:16	15 ANDERSON T 3pt FG , jump shot made (6)	14-4	10	



Norfolk St. at San Jose St.

11/18/23 UVI Sports and Fitness Center, Charlotte Amalie West
2023-24 Men's Basketball

Game Time: 3:15 PM
Game Duration: 2:00

Officials: Ben Stirt, Bobby Lineberger, Devyn Page

Game Time	SJSU	Score	Diff	NSU
15:16	0 AMEY JR. M assist (2)			
15:01				11 DARDEN J turnover out of bounds (2)
14:43	0 AMEY JR. M turnover travel (1)			
14:19				9 BETRAND A 2pt FG from turnover outside the paint, jump shot missed
14:16				50 CHAMBERS N offensive rebound (1)
14:04				11 DARDEN J 3pt FG from turnover second chance, jump shot missed
14:01	5 GORENER T defensive rebound (1)			
13:55	5 GORENER T 3pt FG fast break, jump shot made (5)	17-4	13	
13:55	15 ANDERSON T assist (1)			
13:40		17-6	11	9 BETRAND A 2pt FG in the paint, layup made (2)
13:40				0 INGS C assist (1)
13:27	0 AMEY JR. M substitution out			
13:27	15 ANDERSON T substitution out			
13:27	23 SEIXAS D substitution out			
13:27	4 DIONGUE A substitution in			
13:27	6 DAVIS L substitution in			
13:27	25 PERRY R substitution in			
13:27				11 DARDEN J substitution out
13:27				13 ANDERSON D substitution in
13:11	5 GORENER T foul drawn (3)			5 JENKINS T foul personal (1 - 4)
13:06	5 GORENER T 3pt FG , jump shot missed			
13:01				5 JENKINS T defensive rebound (1)
12:35				0 INGS C 3pt FG , jump shot missed
12:32	25 PERRY R defensive rebound (1)			
12:27	25 PERRY R 3pt FG fast break, jump shot made (3)	20-6	14	
12:27	13 CARDENAS A assist (3)			
12:25				Timeout 30 Sec
12:25				Timeout media
11:59				50 CHAMBERS N 2pt FG in the paint, layup missed
11:51				50 CHAMBERS N offensive rebound (2)
11:54				50 CHAMBERS N 2pt FG second chance in the paint, dunk, missed
11:54				offensive rebound (5)
11:53	13 CARDENAS A foul shooting (1 - 4)			50 CHAMBERS N foul drawn (2)
11:50				50 CHAMBERS N free throw 1 - 2 missed
11:50				offensive dead ball rebound (2)
11:50				50 CHAMBERS N free throw 2 - 2 missed
11:50	5 GORENER T defensive rebound (2)			
11:40	6 DAVIS L foul drawn (1)			9 BETRAND A foul personal (1 - 5)
11:40				50 CHAMBERS N substitution out
11:40				8 BLADEN T substitution in
11:27	5 GORENER T 3pt FG , jump shot missed			
11:24				9 BETRAND A defensive rebound (2)
11:19				9 BETRAND A 2pt FG outside the paint, jump shot missed
11:15				8 BLADEN T offensive rebound (1)
11:15				8 BLADEN T 2pt FG second chance in the paint, layup missed
11:14	5 GORENER T defensive rebound (3)			
11:11	6 DAVIS L 2pt FG fast break in the paint, driving layup made (2)	22-6	16	



Norfolk St. at San Jose St.

11/18/23 UVI Sports and Fitness Center, Charlotte Amalie West
2023-24 Men's Basketball

Officials: Ben Stirt, Bobby Lineberger, Devyn Page

Game Time	SJSU	Score	Diff	NSU
11:11	6 DAVIS L foul drawn (2)			13 ANDERSON D foul shooting (1 - 6)
11:11	5 GORENER T substitution out			
11:11	15 ANDERSON T substitution in			
11:11				9 BETRAND A substitution out
11:11				11 DARDEN J substitution in
11:11	6 DAVIS L free throw fast break 1 - 1 made (3)	23-6	17	
10:46		23-8	15	0 INGS C 2pt FG in the paint, pull up jump shot made (4)
10:32	15 ANDERSON T 3pt FG , jump shot missed			
10:29				11 DARDEN J defensive rebound (1)
10:06				8 BLADEN T 2pt FG in the paint, layup missed
10:02	4 DIONGUE A defensive rebound (1)			
09:53	13 CARDENAS A 3pt FG , jump shot missed			
09:49				5 JENKINS T defensive rebound (2)
09:28		23-11	12	13 ANDERSON D 3pt FG , jump shot made (3)
09:28				0 INGS C assist (2)
09:08	6 DAVIS L 3pt FG , jump shot missed			
09:02				defensive rebound (10)
09:03	13 CARDENAS A substitution out			
09:03	21 HUMER W substitution in			
09:03	21 HUMER W substitution out			
09:03	0 AMEY JR. M substitution in			
08:53				5 JENKINS T 3pt FG , jump shot missed
08:49				5 JENKINS T offensive rebound (3)
08:40	4 DIONGUE A substitution out			
08:40	21 HUMER W substitution in			
08:32				0 INGS C 2pt FG second chance in the paint, driving layup missed
08:30	21 HUMER W defensive rebound (1)			
08:01	0 AMEY JR. M turnover lost ball (2)			5 JENKINS T steal (1)
07:51	21 HUMER W foul drawn (2)			0 INGS C foul offensive (2 - 7)
07:51				0 INGS C turnover offensive (1)
07:51				0 INGS C substitution out
07:51				5 JENKINS T substitution out
07:51				6 THOMAS J substitution in
07:51				7 MADING K substitution in
07:23	15 ANDERSON T 2pt FG from turnover in the paint, floating jump shot made (8)	25-11	14	
07:01				11 DARDEN J 3pt FG , jump shot missed
06:56	25 PERRY R defensive rebound (2)			
06:49	25 PERRY R 2pt FG in the paint, driving layup blocked			
06:49				8 BLADEN T block (1)
06:49	offensive rebound (12)			
06:49	6 DAVIS L substitution out			
06:49	21 HUMER W substitution out			
06:49	25 PERRY R substitution out			
06:49	5 GORENER T substitution in			
06:49	13 CARDENAS A substitution in			
06:49	23 SEIXAS D substitution in			
06:41	15 ANDERSON T 3pt FG second chance, jump shot made (11)	28-11	17	
06:41	5 GORENER T assist (1)			



Norfolk St. at San Jose St.

11/18/23 UVI Sports and Fitness Center, Charlotte Amalie West
2023-24 Men's Basketball

Officials: Ben Stirt, Bobby Lineberger, Devyn Page

Game Time	SJSU	Score	Diff	NSU
06:13				8 BLADEN T 2pt FG in the paint, layup blocked
06:13	13 CARDENAS A block (1)			
06:10	13 CARDENAS A defensive rebound (1)			
06:07	5 GORENER T foul drawn (4)			6 THOMAS J foul personal (1 - 8)
06:07				8 BLADEN T substitution out
06:07				50 CHAMBERS N substitution in
06:07	23 SEIXAS D turnover lane violation (1)			
06:00				11 DARDEN J 2pt FG from turnover in the paint, driving layup missed
06:00				50 CHAMBERS N offensive rebound (3)
05:57		28-13	15	50 CHAMBERS N 2pt FG from turnover second chance in the paint, layup made (4)
05:51	13 CARDENAS A foul shooting (2 - 5)			50 CHAMBERS N foul drawn (3)
05:50				50 CHAMBERS N free throw 1 - 1 missed
05:50	0 AMEY JR. M defensive rebound (1)			
05:43	0 AMEY JR. M 3pt FG , jump shot missed			
05:43				6 THOMAS J defensive rebound (1)
05:17		28-15	13	50 CHAMBERS N 2pt FG fast break in the paint, driving layup made (6)
05:17				6 THOMAS J assist (1)
05:17	0 AMEY JR. M foul shooting (1 - 6)			50 CHAMBERS N foul drawn (4)
05:15		28-16	12	50 CHAMBERS N free throw fast break 1 - 1 made (7)
04:53	5 GORENER T 2pt FG in the paint, jump shot missed			
04:48				13 ANDERSON D defensive rebound (1)
04:46		28-18	10	11 DARDEN J 2pt FG fast break in the paint, driving layup made (2)
04:35	0 AMEY JR. M 2pt FG in the paint, driving layup missed			
04:32				50 CHAMBERS N defensive rebound (4)
04:18		28-20	8	7 MADING K 2pt FG in the paint, driving layup made (2)
04:01	5 GORENER T 3pt FG , jump shot missed			
03:58				11 DARDEN J defensive rebound (2)
03:40		28-22	6	6 THOMAS J 2pt FG outside the paint, turnaround jump shot made (2)
03:36	Timeout media			
03:36	0 AMEY JR. M substitution out			
03:36	23 SEIXAS D substitution out			
03:36	4 DIONGUE A substitution in			
03:36	6 DAVIS L substitution in			
03:36				50 CHAMBERS N substitution out
03:36				42 FIELDS JR. C substitution in
03:10	13 CARDENAS A 2pt FG in the paint, layup blocked			
03:10				7 MADING K block (1)
03:06	13 CARDENAS A offensive rebound (2)			
03:03	4 DIONGUE A 2pt FG second chance outside the paint, jump shot made (2)	30-22	8	
02:45				6 THOMAS J 3pt FG , jump shot missed
02:42	5 GORENER T defensive rebound (4)			
02:33	4 DIONGUE A foul drawn (1)			13 ANDERSON D foul personal (2 - 9)
02:33				13 ANDERSON D substitution out
02:33				2 JONES T substitution in
02:33	4 DIONGUE A 1&1 free throw 1 made (3)	31-22	9	



Norfolk St. at San Jose St.

11/18/23 UVI Sports and Fitness Center, Charlotte Amalie West
2023-24 Men's Basketball

Officials: Ben Stirt, Bobby Lineberger, Devyn Page

Game Time	SJSU	Score	Diff	NSU
02:33	4 DIONGUE A 1&1 free throw 2 made (4)	32-22	10	
02:13				6 THOMAS J 3pt FG , jump shot missed
02:10	15 ANDERSON T defensive rebound (5)			
02:02	6 DAVIS L foul drawn (3)			42 FIELDS JR. C foul shooting (1 - 10)
02:02	6 DAVIS L free throw 1 - 3 made (4)	33-22	11	
02:02	6 DAVIS L free throw 2 - 3 made (5)	34-22	12	
02:02	13 CARDENAS A substitution out			
02:02	0 AMEY JR. M substitution in			
02:02	6 DAVIS L free throw 3 - 3 missed			
02:02				42 FIELDS JR. C defensive rebound (1)
01:51	0 AMEY JR. M steal (1)			6 THOMAS J turnover lost ball (1)
01:46	5 GORENER T foul drawn (5)			42 FIELDS JR. C foul shooting (2 - 11)
01:46	5 GORENER T free throw fast break 1 - 2 missed			
01:46	offensive dead ball rebound (1)			
01:46				42 FIELDS JR. C substitution out
01:46				50 CHAMBERS N substitution in
01:46	5 GORENER T free throw fast break 2 - 2 made (6)	35-22	13	
01:34				11 DARDEN J 2pt FG in the paint, layup blocked
01:34	4 DIONGUE A block (2)			
01:30	15 ANDERSON T defensive rebound (6)			
01:18	0 AMEY JR. M foul drawn (1)			11 DARDEN J foul shooting (1 - 12)
01:18	0 AMEY JR. M free throw 1 - 2 made (7)	36-22	14	
01:18	0 AMEY JR. M free throw 2 - 2 missed			
01:18				7 MADING K defensive rebound (1)
01:04				11 DARDEN J 2pt FG outside the paint, jump shot missed
01:01	6 DAVIS L defensive rebound (1)			
00:56	5 GORENER T 3pt FG fast break, jump shot made (9)	39-22	17	
00:56	0 AMEY JR. M assist (3)			
00:52				Timeout 30 Sec
00:38	0 AMEY JR. M foul shooting (2 - 7)			11 DARDEN J foul drawn (1)
00:38		39-23	16	11 DARDEN J free throw 1 - 2 made (3)
00:38	0 AMEY JR. M substitution out			
00:38	25 PERRY R substitution in			
00:38		39-24	15	11 DARDEN J free throw 2 - 2 made (4)
00:38				11 DARDEN J substitution out
00:38				9 BETRAND A substitution in
00:14	25 PERRY R turnover travel (1)			
00:14				7 MADING K substitution out
00:14				13 ANDERSON D substitution in
00:01				50 CHAMBERS N turnover travel (1)
END OF PERIOD				
SJSU 39-24 NSU				



Norfolk St. at San Jose St.

11/18/23 UVI Sports and Fitness Center, Charlotte Amalie West
2023-24 Men's Basketball

Officials: Ben Stirt, Bobby Lineberger, Devyn Page

Norfolk St. - 24

NO.	Name	F	Min	FG			Rebounds			Fouls		TP	AS	TO	ST	Blocks		+/-	
				M-A	M-A	M-A	OR	DR	TOT	PF	FD					BS	BA		
7	Kuluel Mading	F	11:06	1-2	0-1	0-0	0	1	1	1	1	2	0	1	0	1	0	-9	
50	Nyzaiah Chambers	F	12:37	3-6	0-0	1-6	3	1	4	1	4	7	0	1	1	0	0	-6	
0	Christian Ings	G	12:09	2-4	0-1	0-0	0	0	0	2	0	4	2	1	0	0	0	-12	
9	Allen Bertrand	G	09:28	1-4	0-0	0-0	0	2	2	1	1	2	0	0	0	0	1	-16	
11	Jaylani Darden	G	17:05	1-6	0-2	2-2	0	2	2	1	1	4	0	2	0	0	1	-10	
5	Tyrese Jenkins		08:39	0-1	0-1	0-0	1	2	3	1	0	0	0	0	1	0	0	-6	
13	Daryl Anderson		11:09	1-1	1-1	0-0	0	1	1	2	0	3	0	0	0	0	0	3	
8	Tyrel Bladen		05:33	0-3	0-0	0-0	1	0	1	0	0	0	0	0	0	1	1	-3	
6	Jamarii Thomas		07:51	1-3	0-2	0-0	0	1	1	1	0	2	1	1	0	0	0	-3	
42	Chris Fields Jr.		01:50	0-0	0-0	0-0	0	1	1	2	0	0	0	0	0	0	0	-6	
2	Terrance Jones		02:33	0-0	0-0	0-0	0	0	0	0	0	0	0	0	0	0	0	-7	
Team							1	1	2			0			0				
Totals				10-30	1-8	3-8	6	12	18	12	7	24	3	6	2	2	3		-15

Shooting By Period		
1st FG%	10-30	33.3%
3PT%	1-8	12.5%
FT%	3-8	37.5%
GM FG%	10-30	33.3%
3PT%	1-8	12.5%
FT%	3-8	37.5%

Dead Ball Rebounds: 2, 0

Technical Fouls::NONE

San Jose St. - 39

NO.	Name	F	Min	FG			Rebounds			Fouls		TP	AS	TO	ST	Blocks		+/-	
				M-A	M-A	M-A	OR	DR	TOT	PF	FD					BS	BA		
5	Tibet Gorener	F	15:38	3-7	2-5	1-2	0	4	4	1	5	9	1	1	0	0	0	17	
15	Trey Anderson	F	17:44	4-5	3-4	0-0	0	6	6	1	0	11	1	0	0	0	0	10	
4	Adrame Diongue	C	09:42	1-1	0-0	2-2	0	1	1	1	1	4	0	2	0	2	0	10	
0	Myron Amey Jr.	G	13:23	2-5	2-4	1-2	0	1	1	2	1	7	3	2	1	0	0	9	
13	Alvaro Cardenas	G	15:44	0-2	0-1	0-0	1	1	2	2	0	0	3	0	0	1	1	10	
21	William Humer		04:02	0-0	0-0	0-0	0	1	1	0	2	0	0	0	0	0	0	8	
23	Diogo Seixas		06:16	0-0	0-0	0-0	0	0	0	0	0	0	0	1	0	0	0	-3	
6	Latrell Davis		10:14	1-2	0-1	3-4	0	1	1	0	3	5	0	0	0	0	0	12	
25	Ryen Perry		07:17	1-2	1-1	0-0	0	2	2	0	0	3	0	1	0	0	1	2	
Team							1	0	1			0			0				
Totals				12-24	8-16	7-10	2	17	19	7	12	39	8	7	1	3	2		15

Shooting By Period		
1st FG%	12-24	50.0%
3PT%	8-16	50.0%
FT%	7-10	70%
GM FG%	12-24	50.0%
3PT%	8-16	50.0%
FT%	7-10	70.0%

Dead Ball Rebounds: 1, 0

Technical Fouls::NONE

	NSU	SJSU	Points from		Period by Period Scoring				
Biggest lead	0 (1 st 20:00)	17 (1 st 11:11)	Turnovers	2	3	NSU	24	29	53
Best Scoring Run	11(1 st 3:40)	11(1 st 0:56)	Paint	16	6				
Lead Changes	0		Second Chance	2	5	SJSU	39	38	77
Times Tied	0		Fast Breaks	7	13				
Time with Lead	00:00	18:25	Bench	5	8				

Game Notes:2023 U.S. Virgin Islands Paradise Jam Basketball Tournament. ♦ Presented by Basketball Travelers. ♦



Period 2

Quarter Starters:

SJSU	4 Diongue A	5 Gorener T	15 Anderson T	0 Amey Jr. M	13 Cardenas A
NSU	9 Betrand A	50 Chambers N	0 Ings C	7 Mading K	11 Darden J

Game Time	SJSU	Score	Diff	NSU
20:00	6 DAVIS L substitution out			
20:00	25 PERRY R substitution out			
20:00	0 AMEY JR. M substitution in			
20:00	13 CARDENAS A substitution in			
20:00				2 JONES T substitution out
20:00				6 THOMAS J substitution out
20:00				13 ANDERSON D substitution out
20:00				0 INGS C substitution in
20:00				7 MADING K substitution in
20:00				11 DARDEN J substitution in
19:36				50 CHAMBERS N turnover bad pass (2)
19:06	0 AMEY JR. M 3pt FG from turnover, jump shot made (10)	42-24	18	
19:06	13 CARDENAS A assist (4)			
18:58				50 CHAMBERS N 2pt FG in the paint, layup missed
18:55	13 CARDENAS A defensive rebound (3)			
18:38				0 INGS C substitution out
18:38				6 THOMAS J substitution in
18:29	13 CARDENAS A 2pt FG in the paint, layup blocked			
18:29				7 MADING K block (2)
18:25				11 DARDEN J defensive rebound (3)
18:23	5 GORENER T foul shooting (2 - 1)			6 THOMAS J foul drawn (1)
18:23		42-25	17	6 THOMAS J free throw fast break 1 - 2 made (3)
18:23				11 DARDEN J substitution out
18:23				5 JENKINS T substitution in
18:23		42-26	16	6 THOMAS J free throw fast break 2 - 2 made (4)
18:13	0 AMEY JR. M 3pt FG , jump shot made (13)	45-26	19	
18:13	5 GORENER T assist (2)			
17:49		45-28	17	6 THOMAS J 2pt FG outside the paint, pull up jump shot made (6)
17:18	5 GORENER T 3pt FG , jump shot missed			
17:15	offensive dead ball rebound (2)			
17:02	4 DIONGUE A foul drawn (2)			7 MADING K foul personal (2 - 1)
16:55	5 GORENER T 3pt FG second chance, jump shot made (12)	48-28	20	
16:55	0 AMEY JR. M assist (4)			
16:28				9 BETRAND A 2pt FG outside the paint, turnaround jump shot missed
16:25	4 DIONGUE A defensive rebound (2)			
16:23	4 DIONGUE A foul offensive (2 - 2)			9 BETRAND A foul drawn (2)
16:23	4 DIONGUE A turnover offensive (3)			
16:10		48-30	18	9 BETRAND A 2pt FG from turnover in the paint, pull up jump shot made (4)
16:10				50 CHAMBERS N assist (1)
15:50	15 ANDERSON T 2pt FG in the paint, turnaround jump shot made (13)	50-30	20	



Official Basketball Play by Play - Second Half
Norfolk St. at San Jose St.
 11/18/23 UVI Sports and Fitness Center, Charlotte Amalie West
 2023-24 Men's Basketball

Game Time: 3:15 PM
Game Duration: 2:00

Officials: Ben Stirt, Bobby Lineberger, Devyn Page

Game Time	SJSU	Score	Diff	NSU
15:50	13 CARDENAS A assist (5)			
15:32		50-32	18	6 THOMAS J 2pt FG in the paint, jump shot made (8)
15:29	Timeout media			
15:14	13 CARDENAS A 3pt FG , jump shot made (3)	53-32	21	
15:14	0 AMEY JR. M assist (5)			
14:52				6 THOMAS J 2pt FG in the paint, jump shot missed
14:49	4 DIONGUE A defensive rebound (3)			
14:40	0 AMEY JR. M 3pt FG , jump shot missed			
14:33	4 DIONGUE A offensive rebound (4)			
14:33	4 DIONGUE A 2pt FG second chance in the paint, layup made (6)	55-32	23	
14:04	4 DIONGUE A foul personal (3 - 3)			9 BETRAND A foul drawn (3)
14:04	4 DIONGUE A substitution out			
14:04	21 HUMER W substitution in			
13:58	21 HUMER W foul drawn (3)			5 JENKINS T foul offensive (2 - 2)
13:58				5 JENKINS T turnover offensive (1)
13:30	21 HUMER W foul drawn (4)			5 JENKINS T foul personal (3 - 3)
13:23	13 CARDENAS A 2pt FG from turnover in the paint, driving layup made (5)	57-32	25	
13:02				7 MADING K 3pt FG , jump shot missed
12:59				9 BETRAND A offensive rebound (3)
12:57	21 HUMER W steal (1)			9 BETRAND A turnover bad pass (1)
12:51	13 CARDENAS A 3pt FG from turnover, jump shot missed			
12:48				6 THOMAS J defensive rebound (2)
12:40				50 CHAMBERS N 3pt FG , jump shot missed
12:37	5 GORENER T defensive rebound (5)			
12:22	0 AMEY JR. M turnover bad pass (3)			
12:17	0 AMEY JR. M substitution out			
12:17	15 ANDERSON T substitution out			
12:17	6 DAVIS L substitution in			
12:17	25 PERRY R substitution in			
12:17				5 JENKINS T substitution out
12:17				50 CHAMBERS N substitution out
12:17				11 DARDEN J substitution in
12:17				42 FIELDS JR. C substitution in
12:05				7 MADING K 2pt FG from turnover in the paint, driving layup missed
12:02	5 GORENER T defensive rebound (6)			
11:59	6 DAVIS L 2pt FG in the paint, layup missed			
11:58				11 DARDEN J defensive rebound (4)
11:48		57-34	23	7 MADING K 2pt FG in the paint, layup made (4)
11:48				6 THOMAS J assist (2)
11:17	6 DAVIS L foul drawn (4)			6 THOMAS J foul shooting (2 - 4)
11:17	Timeout media			
11:17				11 DARDEN J substitution out
11:17				13 ANDERSON D substitution in
11:17	6 DAVIS L free throw 1 - 2 made (6)	58-34	24	
11:17	6 DAVIS L free throw 2 - 2 made (7)	59-34	25	
11:00		59-36	23	7 MADING K 2pt FG in the paint, dunk, made (6)
11:00				9 BETRAND A assist (1)



Official Basketball Play by Play - Second Half
Norfolk St. at San Jose St.
 11/18/23 UVI Sports and Fitness Center, Charlotte Amalie West
 2023-24 Men's Basketball

Game Time: 3:15 PM
Game Duration: 2:00

Officials: Ben Stirt, Bobby Lineberger, Devyn Page

Game Time	SJSU	Score	Diff	NSU
10:20	21 HUMER W foul offensive (1 - 4)			9 BETRAND A foul drawn (4)
10:20	21 HUMER W turnover offensive (1)			
10:20	21 HUMER W substitution out			
10:20	4 DIONGUE A substitution in			
10:11				7 MADING K 2pt FG from turnover outside the paint, jump shot missed
10:09	4 DIONGUE A defensive rebound (5)			
09:50	5 GORENER T foul drawn (6)			42 FIELDS JR. C foul personal (3 - 5)
09:50	5 GORENER T substitution out			
09:50	13 CARDENAS A substitution out			
09:50	0 AMEY JR. M substitution in			
09:50	15 ANDERSON T substitution in			
09:39	6 DAVIS L 2pt FG in the paint, driving layup missed			
09:37				13 ANDERSON D defensive rebound (2)
09:32				13 ANDERSON D 3pt FG , jump shot missed
09:29	15 ANDERSON T defensive rebound (7)			
09:05	0 AMEY JR. M 2pt FG in the paint, driving layup made (15)	61-36	25	
08:54				42 FIELDS JR. C 3pt FG , jump shot missed
08:51				offensive rebound (24)
08:49	15 ANDERSON T foul personal (2 - 5)			6 THOMAS J foul drawn (2)
08:45				6 THOMAS J 2pt FG second chance outside the paint, jump shot missed
08:42	4 DIONGUE A defensive rebound (6)			
08:32	15 ANDERSON T turnover lost ball (1)			13 ANDERSON D steal (1)
08:22		61-38	23	9 BETRAND A 2pt FG from turnover in the paint, layup made (6)
08:22				42 FIELDS JR. C assist (1)
08:02	6 DAVIS L foul drawn (5)			7 MADING K foul personal (3 - 6)
08:02				7 MADING K substitution out
08:02				13 ANDERSON D substitution out
08:02				5 JENKINS T substitution in
08:02				11 DARDEN J substitution in
07:44	15 ANDERSON T 3pt FG , jump shot missed			
07:42				5 JENKINS T defensive rebound (4)
07:21				42 FIELDS JR. C 2pt FG outside the paint, jump shot blocked
07:21	4 DIONGUE A block (3)			
07:15				42 FIELDS JR. C offensive rebound (2)
07:16	15 ANDERSON T foul shooting (3 - 6)			9 BETRAND A foul drawn (5)
07:16				9 BETRAND A free throw 1 - 2 missed
07:16				offensive dead ball rebound (3)
07:16	4 DIONGUE A substitution out			
07:16	6 DAVIS L substitution out			
07:16	25 PERRY R substitution out			
07:16	5 GORENER T substitution in			
07:16	13 CARDENAS A substitution in			
07:16	23 SEIXAS D substitution in			
07:16				6 THOMAS J substitution out
07:16				3 BROWN G substitution in
07:16		61-39	22	9 BETRAND A free throw 2 - 2 made (7)
06:51	13 CARDENAS A foul drawn (1)			3 BROWN G foul shooting (1 - 7)
06:51	13 CARDENAS A free throw 1 - 3 made (6)	62-39	23	



Official Basketball Play by Play - Second Half
Norfolk St. at San Jose St.
 11/18/23 UVI Sports and Fitness Center, Charlotte Amalie West
 2023-24 Men's Basketball

Game Time: 3:15 PM
Game Duration: 2:00

Officials: Ben Stirt, Bobby Lineberger, Devyn Page

Game Time	SJSU	Score	Diff	NSU
06:51	13 CARDENAS A free throw 2 - 3 made (7)	63-39	24	
06:51	13 CARDENAS A free throw 3 - 3 missed			
06:51	15 ANDERSON T offensive rebound (8)			
06:51	13 CARDENAS A 3pt FG second chance, jump shot missed			
06:51				11 DARDEN J defensive rebound (5)
06:35				5 JENKINS T 3pt FG , jump shot missed
06:35	15 ANDERSON T defensive rebound (9)			
06:05	turnover shot clock (12)			
05:48				3 BROWN G 2pt FG from turnover outside the paint, pull up jump shot missed
05:45	15 ANDERSON T defensive rebound (10)			
05:34	0 AMEY JR. M 3pt FG , jump shot missed			
05:31				42 FIELDS JR. C defensive rebound (3)
05:28	15 ANDERSON T foul personal (4 - 7)			11 DARDEN J foul drawn (2)
05:28	0 AMEY JR. M substitution out			
05:28	2 MITCHELL JR. R substitution in			
05:28				3 BROWN G substitution out
05:28				5 JENKINS T substitution out
05:28				9 BETRAND A substitution out
05:28				42 FIELDS JR. C substitution out
05:28				6 THOMAS J substitution in
05:28				7 MADING K substitution in
05:28				13 ANDERSON D substitution in
05:28				50 CHAMBERS N substitution in
05:28		63-40	23	11 DARDEN J 1&1 free throw 1 made (5)
05:28		63-41	22	11 DARDEN J 1&1 free throw 2 made (6)
05:28				11 DARDEN J substitution out
05:28				2 JONES T substitution in
04:57	5 GORENER T 3pt FG , jump shot missed			
04:51	5 GORENER T offensive rebound (7)			
04:54	5 GORENER T 2pt FG second chance in the paint, layup made (14)	65-41	24	
04:44	13 CARDENAS A foul personal (3 - 8)			6 THOMAS J foul drawn (3)
04:44		65-42	23	6 THOMAS J 1&1 free throw 1 made (9)
04:44		65-43	22	6 THOMAS J 1&1 free throw 2 made (10)
04:32	2 MITCHELL JR. R 3pt FG , jump shot made (3)	68-43	25	
04:32	23 SEIXAS D assist (1)			
04:20				2 JONES T 3pt FG , jump shot missed
04:16	defensive rebound (33)			
03:57	15 ANDERSON T 3pt FG , jump shot missed			
03:54				6 THOMAS J defensive rebound (3)
03:49		68-46	22	6 THOMAS J 3pt FG fast break, jump shot made (13)
03:35	15 ANDERSON T 3pt FG , jump shot made (16)	71-46	25	
03:35	2 MITCHELL JR. R assist (1)			
03:16	15 ANDERSON T steal (1)			6 THOMAS J turnover lost ball (2)
03:03	2 MITCHELL JR. R turnover travel (1)			
03:03				Timeout media
03:03	5 GORENER T substitution out			
03:03	15 ANDERSON T substitution out			
03:03	6 DAVIS L substitution in			



Officials: Ben Stirt, Bobby Lineberger, Devyn Page

Game Time	SJSU	Score	Diff	NSU
03:03	21 HUMER W substitution in			
02:53	23 SEIXAS D foul shooting (1 - 9)			7 MADING K foul drawn (2)
02:53				7 MADING K free throw fast break 1 - 2 missed
02:53				offensive dead ball rebound (4)
02:53	13 CARDENAS A substitution out			
02:53	7 GOODARZI P substitution in			
02:53				7 MADING K free throw fast break 2 - 2 missed
02:53	23 SEIXAS D defensive rebound (1)			
02:53	2 MITCHELL JR. R turnover bad pass (2)			50 CHAMBERS N steal (2)
02:50		71-48	23	50 CHAMBERS N 2pt FG fast break from turnover in the paint, dunk, made (9)
02:49	2 MITCHELL JR. R foul shooting (1 - 10)			50 CHAMBERS N foul drawn (5)
02:47				50 CHAMBERS N free throw fast break 1 - 1 missed
02:47				offensive rebound (30)
02:27	2 MITCHELL JR. R substitution out			
02:27	21 HUMER W substitution out			
02:27	20 WISE C substitution in			
02:27	24 BLACKERBY B substitution in			
02:22				50 CHAMBERS N turnover lost ball (3)
02:18	7 GOODARZI P 3pt FG fast break from turnover, jump shot made (3)	74-48	26	
02:18	23 SEIXAS D assist (2)			
01:55	23 SEIXAS D foul shooting (2 - 11)			7 MADING K foul drawn (3)
01:55		74-49	25	7 MADING K free throw 1 - 2 made (7)
01:55				7 MADING K free throw 2 - 2 missed
01:55	6 DAVIS L defensive rebound (2)			
01:34	6 DAVIS L 2pt FG in the paint, layup blocked			
01:34				7 MADING K block (3)
01:30				50 CHAMBERS N defensive rebound (5)
01:26		74-51	23	7 MADING K 2pt FG fast break in the paint, driving layup made (9)
01:26				6 THOMAS J assist (3)
01:10	turnover 10 sec back court (15)			
01:05				7 MADING K 2pt FG from turnover in the paint, jump shot missed
01:02	20 WISE C defensive rebound (1)			
00:40	20 WISE C turnover bad pass (1)			13 ANDERSON D steal (2)
00:30				7 MADING K 2pt FG from turnover in the paint, jump shot blocked
00:30	20 WISE C block (1)			
00:21	20 WISE C defensive rebound (2)			
00:19	24 BLACKERBY B 3pt FG , jump shot made (3)	77-51	26	
00:19	23 SEIXAS D assist (3)			
00:04		77-53	24	6 THOMAS J 2pt FG outside the paint, jump shot made (15)
END OF GAME				
SJSU 77-53 NSU				



Norfolk St. at San Jose St.

11/18/23 UVI Sports and Fitness Center, Charlotte Amalie West
2023-24 Men's Basketball

Officials: Ben Stirt, Bobby Lineberger, Devyn Page

Norfolk St. - 29

NO.	Name	F	Min	FG			3P			FT			Rebounds			Fouls		TP	AS	TO	ST	Blocks		+/-
				M-A	M-A	M-A	OR	DR	TOT	PF	FD	BS	BA											
7	Kulucl Mading	F	17:26	3-8	0-1	1-4	0	0	0	2	2	7	0	0	0	2	2	7	0	0	0	2	1	-8
50	Nyzaiah Chambers	F	13:11	1-3	0-1	0-1	0	1	1	0	1	2	1	2	1	0	0	2	1	2	1	0	0	-10
0	Christian Ings	G	01:22	0-0	0-0	0-0	0	0	0	0	0	0	0	0	0	0	0	0	0	0	0	0	0	-3
9	Allen Bertrand	G	14:32	2-3	0-0	1-2	1	0	1	0	4	5	1	1	1	0	0	5	1	1	0	0	0	-9
11	Jaylani Darden	G	05:11	0-0	0-0	2-2	0	3	3	0	1	2	0	0	0	0	0	2	0	0	0	0	0	1
6	Jamarii Thomas		16:50	4-6	1-1	4-4	0	2	2	1	3	13	2	1	0	0	0	2	1	0	0	0	0	-5
5	Tyrese Jenkins		08:40	0-1	0-1	0-0	0	1	1	2	0	0	0	0	0	0	0	0	1	0	0	0	0	-9
42	Chris Fields Jr.		06:49	0-2	0-1	0-0	1	1	2	1	0	0	0	1	0	0	0	0	1	0	0	0	1	1
13	Daryl Anderson		08:43	0-1	0-1	0-0	0	1	1	0	0	0	0	0	0	0	0	0	0	2	0	0	0	0
3	Gilbert Brown		01:48	0-1	0-0	0-0	0	0	0	1	0	0	0	0	0	0	0	0	0	0	0	0	0	-1
2	Terrance Jones		05:28	0-1	0-1	0-0	0	0	0	0	0	0	0	0	0	0	0	0	0	0	0	0	0	-2
Team							2	0	2			0			0									
Totals				10-26	1-7	8-13	4	9	13	7	11	29	5	5	3	2	2	2	2	2	2	2	2	-9

Shooting By Period		
2nd FG%	10-26	38.5%
3PT%	1-7	14.3%
FT%	8-13	61.5%
GM FG%	10-26	38.5%
3PT%	1-7	14.3%
FT%	8-13	61.5%

Dead Ball Rebounds: 2, 0

Technical Fouls::NONE

San Jose St. - 38

NO.	Name	F	Min	FG			3P			FT			Rebounds			Fouls		TP	AS	TO	ST	Blocks		+/-	
				M-A	M-A	M-A	OR	DR	TOT	PF	FD	BS	BA												
5	Tibet Gorener	F	14:23	2-4	1-3	0-0	1	2	3	1	1	5	1	0	0	0	0	5	1	0	0	0	0	10	
15	Trey Anderson	F	14:30	2-4	1-3	0-0	1	3	4	3	0	5	0	1	1	0	0	5	0	1	1	0	0	12	
4	Adrame Diongue	C	09:00	1-1	0-0	0-0	1	4	5	2	1	2	0	1	0	1	0	2	0	1	0	1	0	8	
0	Myron Amey Jr.	G	12:05	3-5	2-4	0-0	0	0	0	0	0	8	2	1	0	0	0	8	2	1	0	0	0	11	
13	Alvaro Cardenas	G	14:33	2-5	1-3	2-3	0	1	1	1	1	7	2	0	0	0	0	7	2	0	0	0	1	10	
21	William Humer		04:20	0-0	0-0	0-0	0	0	0	1	2	0	0	0	1	1	0	0	0	1	1	0	0	-2	
6	Latrell Davis		08:04	0-3	0-0	2-2	0	1	1	0	2	2	0	0	0	0	0	2	0	0	0	0	1	-3	
25	Ryen Perry		05:01	0-0	0-0	0-0	0	0	0	0	0	0	0	0	0	0	0	0	0	0	0	0	0	-2	
23	Diogo Seixas		07:16	0-0	0-0	0-0	0	1	1	2	0	0	0	3	0	0	0	0	0	0	0	0	0	1	
2	Rickey Mitchell Jr.		03:01	1-1	1-1	0-0	0	0	0	1	0	3	1	2	0	0	0	3	1	2	0	0	0	-1	
7	Pasha Goodarzi		02:53	1-1	1-1	0-0	0	0	0	0	0	3	0	0	0	0	0	3	0	0	0	0	0	-1	
20	Christian Wise		02:27	0-0	0-0	0-0	0	2	2	0	0	0	0	1	0	1	0	0	0	1	0	1	0	1	
24	Bennett Blackerby		02:27	1-1	1-1	0-0	0	0	0	0	0	3	0	0	0	0	0	3	0	0	0	0	0	1	
Team							0	1	1			0			2										
Totals				13-25	8-16	4-5	3	15	18	11	7	38	9	9	2	2	2	2	2	2	2	2	2	2	9

Shooting By Period		
2nd FG%	13-25	52.0%
3PT%	8-16	50.0%
FT%	4-5	80%
GM FG%	13-25	52.0%
3PT%	8-16	50.0%
FT%	4-5	80.0%

Dead Ball Rebounds: 1, 0

Technical Fouls::NONE

	NSU	SJSU	Points from		Period by Period Scoring				
Biggest lead	0 (1 st 20:00)	26 (2 nd 2:18)	Turnovers	6	8	1st	2nd	TOT	
Best Scoring Run	3(2 nd 7:16)	7(2 nd 13:23)	Paint	14	10	NSU	24	29	53
Lead Changes	0		Second Chance	1	7	SJSU	39	38	77
Times Tied	0		Fast Breaks	13	3				
Time with Lead	00:00	19:06	Bench	13	11				

Game Notes: 2023 U.S. Virgin Islands Paradise Jam Basketball Tournament. ♦ Presented by Basketball Travelers. ♦



Norfolk St. at San Jose St.

11/18/23 UVI Sports and Fitness Center, Charlotte Amalie West
2023-24 Men's Basketball

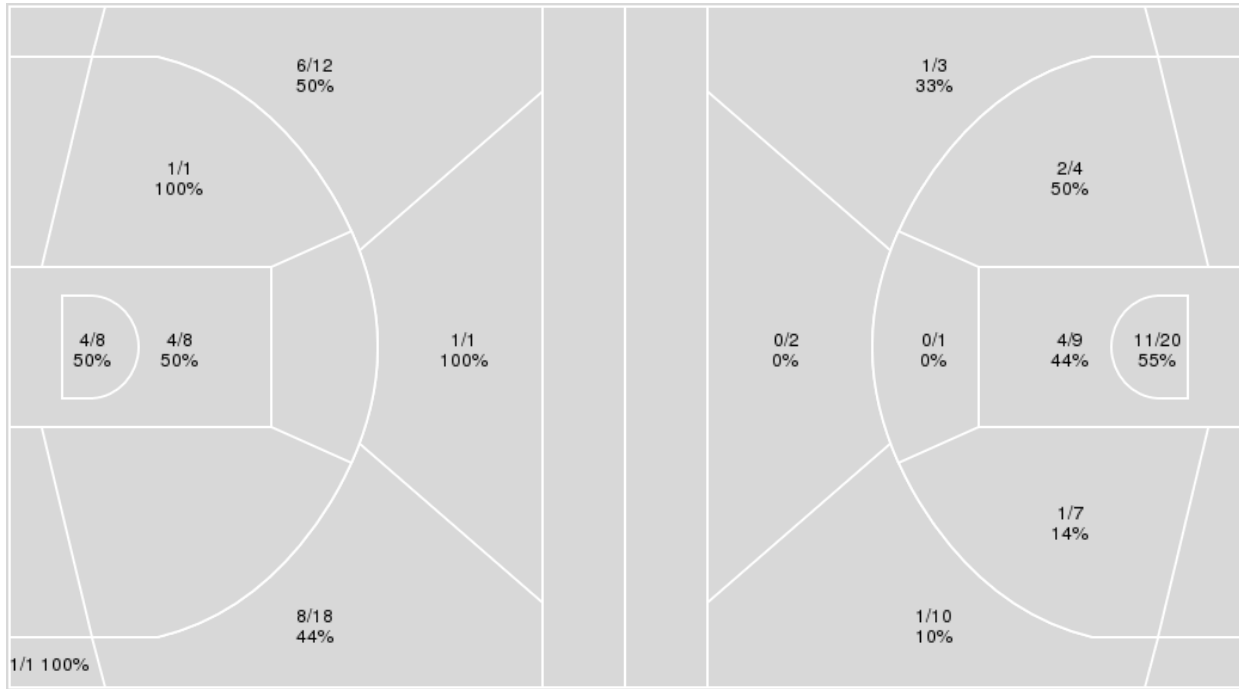
Officials: Ben Stirt, Bobby Lineberger, Devyn Page

{ Players => All; } FG Types => All; Results => All;

{ Players => 0, 1, 2, 3, 5, 6, 7, 8, 9, 11, 13, 20, 22, 23, 42, 50, 33; } FG
Types => All; Results => All;

San Jose St.

Norfolk St.



San Jose St.	M/A	%
Field Goals	25/49	51
2 Points	9/17	53
3 Points	16/32	50
Free Throws	11/15	73

Norfolk St.	M/A	%
Field Goals	20/56	36
2 Points	18/41	44
3 Points	2/15	13
Free Throws	11/21	52



Norfolk St. at San Jose St.

11/18/23 UVI Sports and Fitness Center, Charlotte Amalie West
2023-24 Men's Basketball

Officials: Ben Stirt, Bobby Lineberger, Devyn Page

Norfolk St.

No	Name	Mins		Score		Points Diff		Points per Min		Assists		Rebounds		Steals		Turnovers	
		On	Off	On	Off	On	Off	On	Off	On	Off	On	Off	On	Off	On	Off
0	Christian Ings	13:31	26:29	11 - 26	42 - 51	-15	-9	0.81	1.59	2	6	11	20	2	3	5	6
2	Terrance Jones	08:01	31:59	14 - 23	39 - 54	-9	-15	1.75	1.22	1	7	5	26	2	3	4	7
3	Gilbert Brown	01:48	38:12	1 - 2	52 - 75	-1	-23	0.56	1.36	0	8	2	29	0	5	0	11
5	Tyrese Jenkins	17:19	22:41	17 - 32	36 - 45	-15	-9	0.98	1.59	3	5	17	14	1	4	4	7
6	Jamarii Thomas	24:41	15:19	41 - 49	12 - 28	-8	-16	1.66	0.78	6	2	18	13	3	2	6	5
7	Kuluel Mading	28:32	11:28	43 - 60	10 - 17	-17	-7	1.51	0.87	6	2	16	15	4	1	8	3
8	Tyrel Bladen	05:33	34:27	5 - 8	48 - 69	-3	-21	0.90	1.39	1	7	6	25	1	4	1	10
9	Allen Bertrand	23:60	16:00	21 - 46	32 - 31	-25	1	0.88	2.00	5	3	17	14	2	3	7	4
11	Jaylani Darden	22:16	17:44	30 - 39	23 - 38	-9	-15	1.35	1.30	4	4	19	12	2	3	6	5
13	Daryl Anderson	19:52	20:08	34 - 31	19 - 46	3	-27	1.71	0.94	5	3	19	12	4	1	4	7
42	Chris Fields Jr.	08:39	31:21	7 - 12	46 - 65	-5	-19	0.81	1.47	3	5	8	23	1	4	1	10
50	Nyzaiah Chambers	25:48	14:12	41 - 57	12 - 20	-16	-8	1.59	0.85	4	4	17	14	3	2	9	2

San Jose St.

No	Name	Mins		Score		Points Diff		Points per Min		Assists		Rebounds		Steals		Turnovers	
		On	Off	On	Off	On	Off	On	Off	On	Off	On	Off	On	Off	On	Off
0	Myron Amey Jr.	25:28	14:32	49 - 29	28 - 24	20	4	1.92	1.93	12	5	22	15	2	1	10	6
2	Rickey Mitchell Jr.	03:01	36:59	8 - 9	69 - 44	-1	25	2.65	1.87	2	15	3	34	1	2	2	14
4	Adrame Diongue	18:42	21:18	35 - 17	42 - 36	18	6	1.87	1.97	7	10	18	19	1	2	5	11
5	Tibet Gorener	30:01	09:59	66 - 39	11 - 14	27	-3	2.20	1.10	15	2	27	10	3	0	11	5
6	Latrell Davis	18:18	21:42	29 - 20	48 - 33	9	15	1.58	2.21	4	13	20	17	1	2	7	9
7	Pasha Goodarzi	02:53	37:07	6 - 7	71 - 46	-1	25	2.08	1.91	2	15	4	33	0	3	3	13
13	Alvaro Cardenas	30:17	09:43	62 - 42	15 - 11	20	4	2.05	1.54	14	3	26	11	2	1	10	6
15	Trey Anderson	32:14	07:46	64 - 42	13 - 11	22	2	1.99	1.67	14	3	28	9	3	0	12	4
20	Christian Wise	02:27	37:33	6 - 5	71 - 48	1	23	2.45	1.89	2	15	3	34	0	3	2	14
21	William Humer	08:22	31:38	14 - 8	63 - 45	6	18	1.67	1.99	2	15	7	30	1	2	5	11
23	Diogo Seixas	13:32	26:28	28 - 30	49 - 23	-2	26	2.07	1.85	8	9	13	24	1	2	7	9
24	Bennett Blackerby	02:27	37:33	6 - 5	71 - 48	1	23	2.45	1.89	2	15	3	34	0	3	2	14
25	Ryen Perry	12:18	27:42	12 - 12	65 - 41	0	24	0.98	2.35	1	16	11	26	0	3	4	12

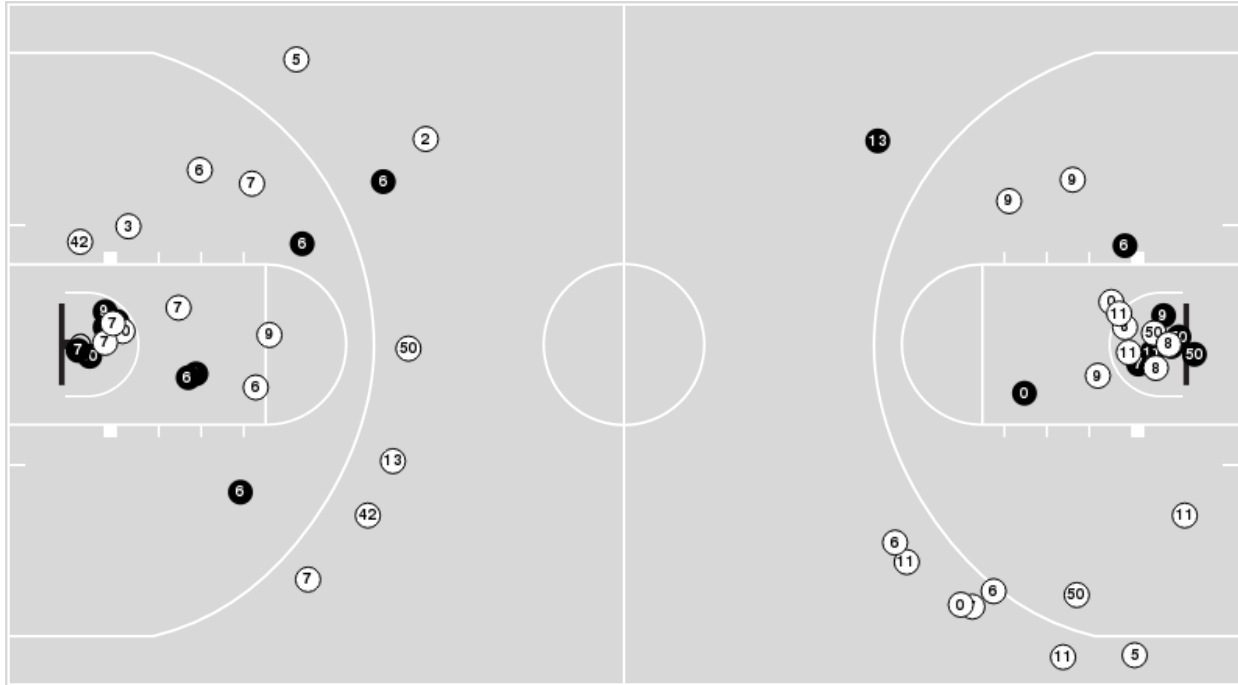


Officials: Ben Stirt, Bobby Lineberger, Devyn Page

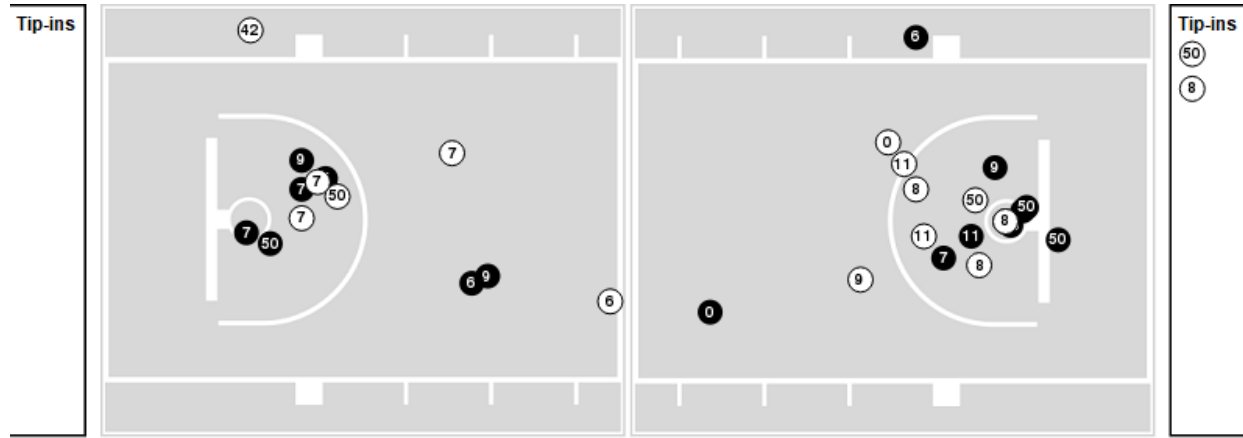
Players => 0, 1, 2, 3, 5, 6, 7, 8, 9, 11, 13, 20, 22, 23, 42, 50, 33FG Types=>AllResults=>All

Norfolk St.

All Field Goals



Blow Up Chart



● Made ○ Missed N - Player Number

Norfolk St.	M/A	%
Field Goals	20/56	36
2 Points	18/41	44
3 Points	2/15	13
Free Throws	11/21	52

Norfolk St.	M/A	%
Points in the Paint	30 (15 / 29)	52
Fast Break Points	20 (13/16)	81
Second Chance Points	3 (2/11)	18
Effective FG%	38	

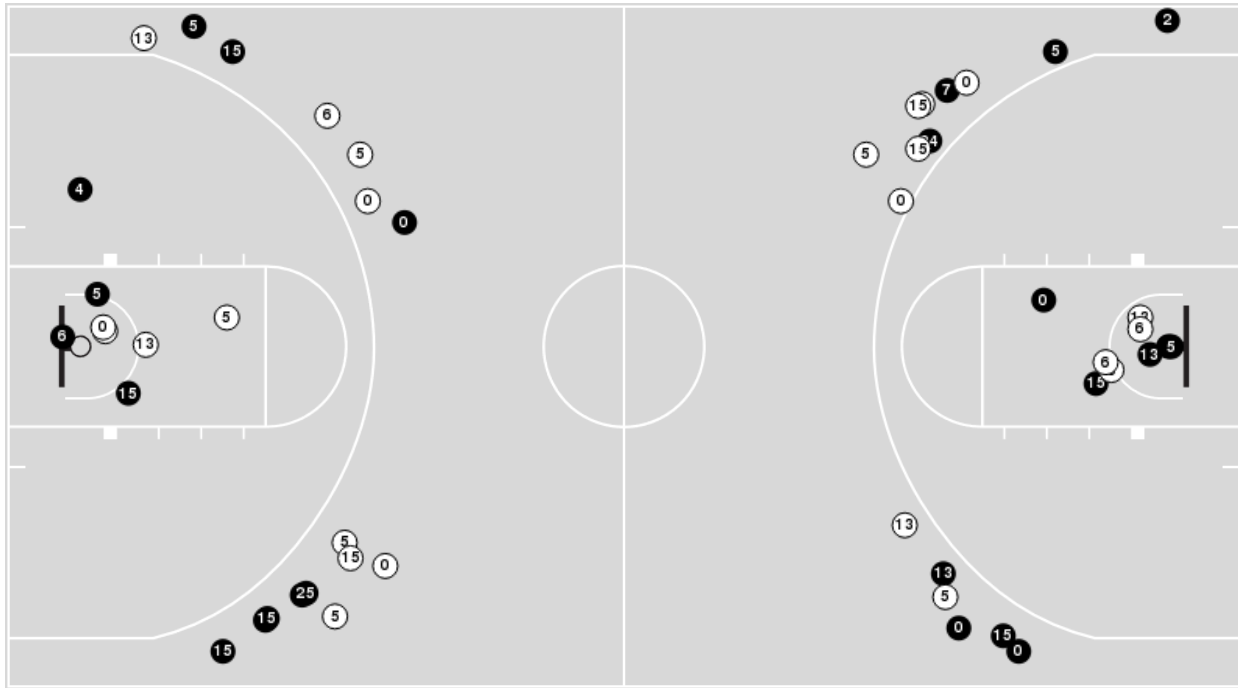


Officials: Ben Stirt, Bobby Lineberger, Devyn Page

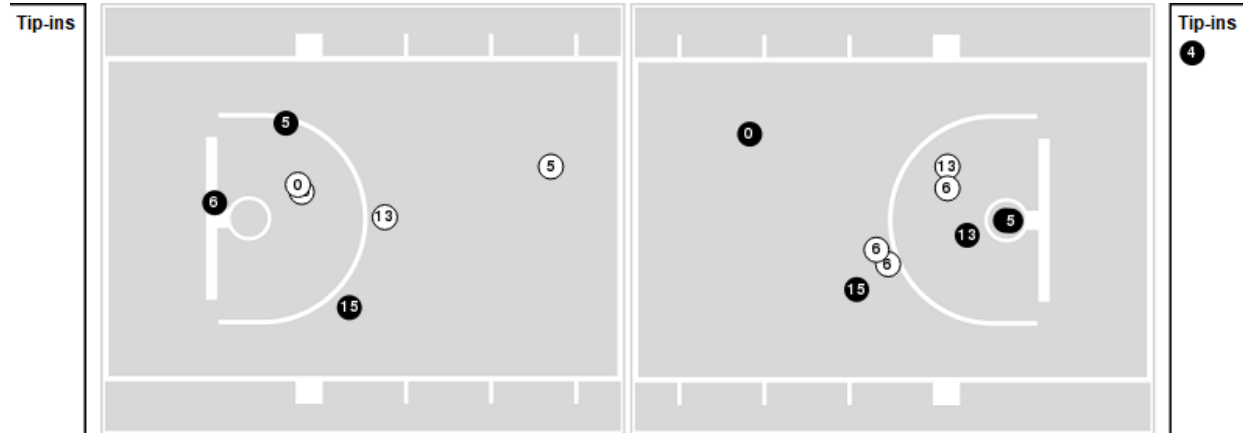
Players => AllFG Types=>AllResults=>All

San Jose St.

All Field Goals



Blow Up Chart



N Made **O** Missed N - Player Number

San Jose St.	M/A	%
Field Goals	25/49	51
2 Points	9/17	53
3 Points	16/32	50
Free Throws	11/15	73

San Jose St.	M/A	%
Points in the Paint	16 (8 / 16)	50
Fast Break Points	16 (7/8)	88
Second Chance Points	12 (5/6)	83
Effective FG%	67	



Officials: Ben Stirt, Bobby Lineberger, Devyn Page

Norfolk St.

Lineup	Quarter On	Time On	Quarter Off	Time Off	Time on Court	Score	Score Diff	Reb	Stl	Tov	Ass	PPP
0- Ings C/ 7- Mading K/ 9- Bertrand A/ 11- Darden J/ 50- Chambers N/	1	20:00	1	16:30	03:30	2-8	-6	0	1	2	0	0.3401
0- Ings C/ 5- Jenkins T/ 9- Bertrand A/ 11- Darden J/ 50- Chambers N/	1	16:30	1	13:27	03:03	4-9	-5	2	0	1	1	0.8000
0- Ings C/ 5- Jenkins T/ 9- Bertrand A/ 13- Anderson D/ 50- Chambers N/	1	13:27	1	11:40	01:47	0-3	-3	3	0	0	0	0.0000
0- Ings C/ 5- Jenkins T/ 8- Bladen T/ 9- Bertrand A/ 13- Anderson D/	1	11:40	1	11:11	00:29	0-2	-2	2	0	0	0	0.0000
0- Ings C/ 5- Jenkins T/ 8- Bladen T/ 11- Darden J/ 13- Anderson D/	1	11:11	1	07:51	03:20	5-1	4	4	1	1	1	1.0000
6- Thomas J/ 7- Mading K/ 8- Bladen T/ 11- Darden J/ 13- Anderson D/	1	07:51	1	06:07	01:44	0-5	-5	0	0	0	0	0.0000
6- Thomas J/ 7- Mading K/ 11- Darden J/ 13- Anderson D/ 50- Chambers N/	1	06:07	1	03:36	02:31	11-0	11	5	0	0	1	1.8707
6- Thomas J/ 7- Mading K/ 11- Darden J/ 13- Anderson D/ 42- Fields Jr. C/	1	03:36	1	02:33	01:03	0-2	-2	0	0	0	0	0.0000
2- Jones T/ 6- Thomas J/ 7- Mading K/ 11- Darden J/ 42- Fields Jr. C/	1	02:33	1	01:46	00:47	0-4	-4	1	0	1	0	0.0000
2- Jones T/ 6- Thomas J/ 7- Mading K/ 11- Darden J/ 50- Chambers N/	1	01:46	1	00:38	01:07	2-5	-3	1	0	0	0	0.6944
2- Jones T/ 6- Thomas J/ 7- Mading K/ 9- Bertrand A/ 50- Chambers N/	1	00:38	1	00:14	00:24	0-0	0	0	0	0	0	0.0000
2- Jones T/ 6- Thomas J/ 9- Bertrand A/ 13- Anderson D/ 50- Chambers N/	1	00:14	2	20:00	00:14	0-0	0	0	0	1	0	0.0000
0- Ings C/ 7- Mading K/ 9- Bertrand A/ 11- Darden J/ 50- Chambers N/	2	20:00	2	18:38	01:22	0-3	-3	0	0	1	0	0.0000
6- Thomas J/ 7- Mading K/ 9- Bertrand A/ 11- Darden J/ 50- Chambers N/	2	18:38	2	18:23	00:15	1-0	1	1	0	0	0	2.2727
5- Jenkins T/ 6- Thomas J/ 7- Mading K/ 9- Bertrand A/ 50- Chambers N/	2	18:23	2	12:17	06:06	7-15	-8	2	0	2	1	0.8294
6- Thomas J/ 7- Mading K/ 9- Bertrand A/ 11- Darden J/ 42- Fields Jr. C/	2	12:17	2	11:17	01:00	2-0	2	1	0	0	1	1.0000
6- Thomas J/ 7- Mading K/ 9- Bertrand A/ 13- Anderson D/ 42- Fields Jr. C/	2	11:17	2	08:02	03:15	4-4	0	2	1	0	2	0.8000
5- Jenkins T/ 6- Thomas J/ 9- Bertrand A/ 11- Darden J/ 42- Fields Jr. C/	2	08:02	2	07:16	00:46	0-0	0	2	0	0	0	0.0000
3- Brown G/ 5- Jenkins T/ 9- Bertrand A/ 11- Darden J/ 42- Fields Jr. C/	2	07:16	2	05:28	01:48	1-2	-1	2	0	0	0	0.4098
6- Thomas J/ 7- Mading K/ 11- Darden J/ 13- Anderson D/ 50- Chambers N/	2	05:28	2	05:28	00:00	2-0	2	0	0	0	0	2.2727
2- Jones T/ 6- Thomas J/ 7- Mading K/ 13- Anderson D/ 50- Chambers N/	2	05:28	2	00:00	05:28	12-14	-2	3	2	2	1	1.0830



Officials: Ben Stirt, Bobby Lineberger, Devyn Page

San Jose St.

Lineup	Quarter On	Time On	Quarter Off	Time Off	Time on Court	Score	Score Diff	Reb	Stl	Tov	Ass	PPP
0- Amey Jr. M/ 4- Diongue A/ 5- Gorener T/ 13- Cardenas A/ 15- Anderson T/	1	20:00	1	18:41	01:19	0-0	0	2	0	2	0	0.0000
0- Amey Jr. M/ 5- Gorener T/ 13- Cardenas A/ 15- Anderson T/ 21- Humer W/	1	18:41	1	16:30	02:11	8-2	6	1	0	1	2	2.0000
0- Amey Jr. M/ 5- Gorener T/ 13- Cardenas A/ 15- Anderson T/ 23- Seixas D/	1	16:30	1	13:27	03:03	9-4	5	2	0	1	3	1.8000
4- Diongue A/ 5- Gorener T/ 6- Davis L/ 13- Cardenas A/ 25- Perry R/	1	13:27	1	11:11	02:16	5-0	5	3	0	0	1	1.2500
4- Diongue A/ 6- Davis L/ 13- Cardenas A/ 15- Anderson T/ 25- Perry R/	1	11:11	1	09:03	02:08	1-5	-4	1	0	0	0	0.2907
4- Diongue A/ 6- Davis L/ 15- Anderson T/ 21- Humer W/ 25- Perry R/	1	09:03	1	09:03	00:00	0-0	0	0	0	0	0	0.0000
0- Amey Jr. M/ 4- Diongue A/ 6- Davis L/ 15- Anderson T/ 25- Perry R/	1	09:03	1	08:40	00:23	0-0	0	0	0	0	0	0.0000
0- Amey Jr. M/ 6- Davis L/ 15- Anderson T/ 21- Humer W/ 25- Perry R/	1	08:40	1	06:49	01:51	2-0	2	3	0	1	0	1.0000
0- Amey Jr. M/ 5- Gorener T/ 13- Cardenas A/ 15- Anderson T/ 23- Seixas D/	1	06:49	1	03:36	03:13	3-11	-8	2	0	1	1	0.5000
4- Diongue A/ 5- Gorener T/ 6- Davis L/ 13- Cardenas A/ 15- Anderson T/	1	03:36	1	02:02	01:34	6-0	6	3	0	0	0	2.1739
0- Amey Jr. M/ 4- Diongue A/ 5- Gorener T/ 6- Davis L/ 15- Anderson T/	1	02:02	1	00:38	01:23	5-1	4	2	1	0	1	1.5625
4- Diongue A/ 5- Gorener T/ 6- Davis L/ 15- Anderson T/ 25- Perry R/	1	00:38	2	20:00	00:38	0-1	-1	0	0	1	0	0.0000
0- Amey Jr. M/ 4- Diongue A/ 5- Gorener T/ 13- Cardenas A/ 15- Anderson T/	2	20:00	2	14:04	05:56	16-8	8	4	0	1	5	1.7778
0- Amey Jr. M/ 5- Gorener T/ 13- Cardenas A/ 15- Anderson T/ 21- Humer W/	2	14:04	2	12:17	01:47	2-0	2	1	1	1	0	0.6667
5- Gorener T/ 6- Davis L/ 13- Cardenas A/ 21- Humer W/ 25- Perry R/	2	12:17	2	10:20	01:57	2-4	-2	1	0	1	0	0.6944
4- Diongue A/ 5- Gorener T/ 6- Davis L/ 13- Cardenas A/ 25- Perry R/	2	10:20	2	09:50	00:30	0-0	0	1	0	0	0	0.0000
0- Amey Jr. M/ 4- Diongue A/ 6- Davis L/ 15- Anderson T/ 25- Perry R/	2	09:50	2	07:16	02:34	2-2	0	2	0	1	0	0.5000
0- Amey Jr. M/ 5- Gorener T/ 13- Cardenas A/ 15- Anderson T/ 23- Seixas D/	2	07:16	2	05:28	01:48	2-1	1	3	0	1	0	0.6024
2- Mitchell Jr. R/ 5- Gorener T/ 13- Cardenas A/ 15- Anderson T/ 23- Seixas D/	2	05:28	2	03:03	02:25	8-7	1	2	1	1	2	1.6000
2- Mitchell Jr. R/ 6- Davis L/ 13- Cardenas A/ 21- Humer W/ 23- Seixas D/	2	03:03	2	02:53	00:10	0-0	0	0	0	0	0	0.0000
2- Mitchell Jr. R/ 6- Davis L/ 7- Goodarzi P/ 21- Humer W/ 23- Seixas D/	2	02:53	2	02:27	00:26	0-2	-2	1	0	1	0	0.0000
6- Davis L/ 7- Goodarzi P/ 20- Wise C/ 23- Seixas D/ 24- Blackerby B/	2	02:27	2	00:00	02:27	6-5	1	3	0	2	2	1.2000



Norfolk St. at San Jose St.

11/18/23 UVI Sports and Fitness Center, Charlotte Amalie West
2023-24 Men's Basketball

Game Time: 3:15 PM
Game Duration: 2:00

Officials: Ben Stirt, Bobby Lineberger, Devyn Page

Norfolk St.

Lineup	Time	Score	Score Diff	Pts/Min	Reb	Stl	Tov	Ass	PPP
5- Jenkins T/ 6- Thomas J/ 7- Mading K/ 9- Bertrand A/ 50- Chambers N/	06:06	7-15	-8	1.1475	2	0	2	1	0.8294
2- Jones T/ 6- Thomas J/ 7- Mading K/ 13- Anderson D/ 50- Chambers N/	05:28	12-14	-2	2.1951	3	2	2	1	1.0830
0- Ings C/ 7- Mading K/ 9- Bertrand A/ 11- Darden J/ 50- Chambers N/	04:52	2-11	-9	0.4110	0	1	3	0	0.2538
0- Ings C/ 5- Jenkins T/ 8- Bladen T/ 11- Darden J/ 13- Anderson D/	03:20	5-1	4	1.5000	4	1	1	1	1.0000
6- Thomas J/ 7- Mading K/ 9- Bertrand A/ 13- Anderson D/ 42- Fields Jr. C/	03:15	4-4	0	1.2308	2	1	0	2	0.8000
0- Ings C/ 5- Jenkins T/ 9- Bertrand A/ 11- Darden J/ 50- Chambers N/	03:03	4-9	-5	1.3115	2	0	1	1	0.8000
6- Thomas J/ 7- Mading K/ 11- Darden J/ 13- Anderson D/ 50- Chambers N/	02:31	13-0	13	5.1656	5	0	0	1	1.9231
3- Brown G/ 5- Jenkins T/ 9- Bertrand A/ 11- Darden J/ 42- Fields Jr. C/	01:48	1-2	-1	0.5556	2	0	0	0	0.4098
0- Ings C/ 5- Jenkins T/ 9- Bertrand A/ 13- Anderson D/ 50- Chambers N/	01:47	0-3	-3	0.0000	3	0	0	0	0.0000
6- Thomas J/ 7- Mading K/ 8- Bladen T/ 11- Darden J/ 13- Anderson D/	01:44	0-5	-5	0.0000	0	0	0	0	0.0000
2- Jones T/ 6- Thomas J/ 7- Mading K/ 11- Darden J/ 50- Chambers N/	01:07	2-5	-3	1.7884	1	0	0	0	0.6944
6- Thomas J/ 7- Mading K/ 11- Darden J/ 13- Anderson D/ 42- Fields Jr. C/	01:03	0-2	-2	0.0000	0	0	0	0	0.0000
6- Thomas J/ 7- Mading K/ 9- Bertrand A/ 11- Darden J/ 42- Fields Jr. C/	01:00	2-0	2	2.0000	1	0	0	1	1.0000
2- Jones T/ 6- Thomas J/ 7- Mading K/ 11- Darden J/ 42- Fields Jr. C/	00:47	0-4	-4	0.0000	1	0	1	0	0.0000
5- Jenkins T/ 6- Thomas J/ 9- Bertrand A/ 11- Darden J/ 42- Fields Jr. C/	00:46	0-0	0	0.0000	2	0	0	0	0.0000
0- Ings C/ 5- Jenkins T/ 8- Bladen T/ 9- Bertrand A/ 13- Anderson D/	00:29	0-2	-2	0.0000	2	0	0	0	0.0000
2- Jones T/ 6- Thomas J/ 7- Mading K/ 9- Bertrand A/ 50- Chambers N/	00:24	0-0	0	0.0000	0	0	0	0	0.0000
6- Thomas J/ 7- Mading K/ 9- Bertrand A/ 11- Darden J/ 50- Chambers N/	00:15	1-0	1	4.0000	1	0	0	0	2.2727
2- Jones T/ 6- Thomas J/ 9- Bertrand A/ 13- Anderson D/ 50- Chambers N/	00:14	0-0	0	0.0000	0	0	1	0	0.0000



Norfolk St. at San Jose St.

11/18/23 UVI Sports and Fitness Center, Charlotte Amalie West
2023-24 Men's Basketball

Game Time: 3:15 PM
Game Duration: 2:00

Officials: Ben Stirt, Bobby Lineberger, Devyn Page

San Jose St.

Lineup	Time	Score	Score Diff	Pts/Min	Reb	Stl	Tov	Ass	PPP
0- Amey Jr. M/ 5- Gorener T/ 13- Cardenas A/ 15- Anderson T/ 23- Seixas D/	08:04	14-16	-2	1.7355	7	0	3	4	0.9777
0- Amey Jr. M/ 4- Diongue A/ 5- Gorener T/ 13- Cardenas A/ 15- Anderson T/	07:15	16-8	8	2.2069	6	0	3	5	1.4545
0- Amey Jr. M/ 5- Gorener T/ 13- Cardenas A/ 15- Anderson T/ 21- Humer W/	03:58	10-2	8	2.5210	2	1	2	2	1.4286
0- Amey Jr. M/ 4- Diongue A/ 6- Davis L/ 15- Anderson T/ 25- Perry R/	02:57	2-2	0	0.6780	2	0	1	0	0.5000
4- Diongue A/ 5- Gorener T/ 6- Davis L/ 13- Cardenas A/ 25- Perry R/	02:46	5-0	5	1.8072	4	0	0	1	1.2500
6- Davis L/ 7- Goodarzi P/ 20- Wise C/ 23- Seixas D/ 24- Blackerby B/	02:27	6-5	1	2.4490	3	0	2	2	1.2000
2- Mitchell Jr. R/ 5- Gorener T/ 13- Cardenas A/ 15- Anderson T/ 23- Seixas D/	02:25	8-7	1	3.3103	2	1	1	2	1.6000
4- Diongue A/ 6- Davis L/ 13- Cardenas A/ 15- Anderson T/ 25- Perry R/	02:08	1-5	-4	0.4688	1	0	0	0	0.2907
5- Gorener T/ 6- Davis L/ 13- Cardenas A/ 21- Humer W/ 25- Perry R/	01:57	2-4	-2	1.0256	1	0	1	0	0.6944
0- Amey Jr. M/ 6- Davis L/ 15- Anderson T/ 21- Humer W/ 25- Perry R/	01:51	2-0	2	1.0811	3	0	1	0	1.0000
4- Diongue A/ 5- Gorener T/ 6- Davis L/ 13- Cardenas A/ 15- Anderson T/	01:34	6-0	6	3.8298	3	0	0	0	2.1739
0- Amey Jr. M/ 4- Diongue A/ 5- Gorener T/ 6- Davis L/ 15- Anderson T/	01:23	5-1	4	3.6101	2	1	0	1	1.5625
4- Diongue A/ 5- Gorener T/ 6- Davis L/ 15- Anderson T/ 25- Perry R/	00:38	0-1	-1	0.0000	0	0	1	0	0.0000
2- Mitchell Jr. R/ 6- Davis L/ 7- Goodarzi P/ 21- Humer W/ 23- Seixas D/	00:26	0-2	-2	0.0000	1	0	1	0	0.0000
2- Mitchell Jr. R/ 6- Davis L/ 13- Cardenas A/ 21- Humer W/ 23- Seixas D/	00:10	0-0	0	0.0000	0	0	0	0	0.0000
4- Diongue A/ 6- Davis L/ 15- Anderson T/ 21- Humer W/ 25- Perry R/	00:00	0-0	0	NaN	0	0	0	0	0.0000