



San José State University Men's Basketball

Contact: Amy Villa, Director of Athletics Media Relations
408-924-1216 - Office • 408-421-8604 Cell • amy.villa@sjsu.edu

Matt Strapp, Assistant Media Relations Director
408-924-1208 Office • 562-499-9633 Cell • matthew.strapp@sjsu.edu
For Immediate Release

2023-24 Schedule 4-2, 0-0 MW

NOV. 7	UC IRVINE	W, 72-64
NOV. 9	BETHESDA	W, 117-72
Nov. 12	at Texas Tech - ESPN+	L, 56-42
Nov. 17-20	U.S. Virgin Islands Paradise Jam	
Nov. 17	vs. Abilene Christian	L, 77-71
Nov. 18	vs. Norfolk State	W, 77-53
Nov. 20	vs. Hampton	W, 71-52
NOV. 27	NORTH DAKOTA STATE	8 p.m.
Nov. 29	at Cal Poly	7 p.m.
Dec. 2	at Montana - ESPN+	12:00 p.m. PT
Dec. 4	at North Dakota State	5:00 p.m. PT
DEC. 9	NEW ORLEANS	2:00 p.m.
DEC. 17	MONTANA	7:00 p.m.
DEC. 20	SANTA CLARA - NBCSBA	7:00 p.m.
Jan. 2	at Wyoming	5:30 p.m. PT
JAN. 5	BOISE STATE - FS1	7:30 p.m.
JAN. 9	SAN DIEGO STATE	8:00 p.m.
	CBS Sports Network	
Jan. 13	at Air Force	6:30 p.m. PT
Jan. 16	at Fresno State	7:00 p.m.
JAN. 24	NEW MEXICO	8:00 p.m.
	CBS Sports Network	
JAN. 27	UNLV - FS1	7:00 p.m.
Feb. 2	at Nevada - FS1	8:00 p.m.
FEB. 6	FRESNO STATE - NBCSBA	7:00 p.m.
Feb. 9	Colorado State - FS1	6:30 p.m.
FEB. 13	AIR FORCE - NBCSBA	7:00 p.m.
FEB. 17	WYOMING - NBCSBA	7:00 p.m.
Feb. 20	at Boise State - FS1	7:30 p.m. PT
FEB. 23	NEVADA - FS1	7:00 p.m.
FEB. 27	at San Diego State	8:00 p.m.
	CBS Sports Network	
March 2	at UNLV	8:00 p.m.
	CBS Sports Network	
MARCH 6	UTAH STATE	7:30 p.m.
	CBS Sports Network	
March 13-16	Mountain West Championship	
	Thomas & Mack, Las Vegas, Nev.	
	CBS Sports Network	
	* - Mountain West game	
	All times list PT	
	Home games at Provident Credit Union Event Center	
	NBCSBA - NBC Sports Bay Area	

Game 7

San José State (4-2, 0-0 MW)
vs. North Dakota State (4-3, 0-0 Summit League)

Monday, November 27

Provident Credit Union Event Center

San Jose, Calif. | 8 p.m.



MW Network - <https://sjsuspartans.com/watch>



Chris Sylvester (Play-by-Play)

Listen - [KTRB 860 AM](#)

Daniel Barrera (Play-by-Play)

Live Stats - <http://stats.statbroadcast.com/broadcast/?id=487446>

San José State

Head Coach: Tim Miles
Record at SJSU: 33-39 (3 yrs.)
Career Record: 432-373 (27 yrs.)

North Dakota State

Head Coach: David Richman
Record at NDSU: 179-117 (10 yrs.)
Career Record: 179-117 (10 yrs.)

SPARTANS RETURN HOME FOR SHOWDOWN VS. NDSU: Coming off back-to-back wins at the U.S. Virgin Islands Paradise Jam, San José State is back home on Monday to face the North Dakota State Bison at 8 p.m.

LIVE STATS: Live stats can be found at <http://stats.statbroadcast.com/broadcast/?id=484056&vislive=sjsu>

LIVE VIDEO: Watch the contest on the MW Network (<https://sjsuspartans.com/watch>) with Chris Sylvester on the call.

LISTEN LIVE: The Spartans will be broadcast over the air on KTRB, 860 AM and streamed on their website at <https://860amtheanswer.com/> with Daniel Barrera on the call.

Possible Spartan Starters (as of 11/26)

0	Myron (MJ) Amey	G	6-2	JR	12.8 ppg, 3.2 rpg, 3.2 apg
13	Alvaro Cardenas	G	6-1	JR	13.5 ppg, 2.5 rpg, 5.0 apg
5	Tibet Görener	F	6-9	JR	14.5 ppg, 5.3 rpg
15	Trey Anderson	F	6-7	SR	13.3 ppg, 6.0 rpg
4	Adrame Diongue	C	6-0	SO	6.2 ppg, 7.5 rpg, 1.8 bpg

-CON.-

North Dakota State.....	Comparison	San José State
76.6	Points/Game	75.0
75.1	Opp. PPG.....	62.3
+1.4.....	Scoring Margin.....	+12.7
.461	FG%478
.456.....	Opp FG%.....	.398
.375	3PPG%.....	.350
.394	Opp 3PPG%.....	.260
.709.....	FT%.....	.674
.629.....	Opp FT%.....	.700
37.9.....	Reb/Game	35.0
35.6.....	Opp Reb/Game	32.3
+2.9.....	Reb. Margin	+2.7
11.1.....	Assists/Game.....	14.5
10.7.....	Turnovers/Game	13.0
1.7.....	Blocks/Game	4.5
5.3.....	Steals/Game	5.8

ABOUT NORTH DAKOTA STATE: The Bison enter Monday's game with a 4-3 record after falling to Grand Canyon, 86-71, on Saturday. Boden Skunberg scored 25 points for the Bison in the loss. Head Coach David Richman is in 10th season as head coach for the Bison who compete in the Summit League. The Spartans' head coach, **Tim Miles**, was the head coach for the Bison for six seasons (from 2001-02 until 2006-07) and Richman was one of his assistant coaches for the final four years.

SERIES RECORD - The Spartans are 2-0 all-time against the Bison but this is their first meeting since the 1970's.

- Dec. 17, 1973 - SJSU 80 NDSU 73
- Dec. 14, 1974 - SJSU 86 NDSU 66

WINS BEFORE THANKSGIVING: For the second year in a row and for the second time in history, the Spartans won four games before Thanksgiving. This is the first time in program history that the Spartans have won four games before Thanksgiving in back-to-back seasons. Prior to last year, the best mark the Spartans accrued before the holiday was three wins, accomplished in 2010-11 and 2019-20.

AMEY GETS ALL-TOURNAMENT RECOGNITION: Myron (MJ) Amey Jr. was selected to the 2023 Paradise Jam All-Tournament Team which was voted upon by tournament staff and select media members. Amey Jr. led the Spartans to a 2-1 record in the tournament, averaging 16.0 points, 4.67 assists and 2.0 steals per game. He led the tournament with 14 assists.

HEAD COACH TIM MILES: San José State head coach **Tim Miles** is in his third season at the school and in his 27th season overall as a head coach. He was named the head coach on April 6, 2021, and made an immediate impact on the Spartan fans as he won his 400th career game in the opener of the 2021-22 season. Miles has a 432-373 coaching record including 33-39 at San José State. He is 40th in the NCAA among active Division I head coaches in career wins at 432.

Head coach Tim Miles coached his 800th game as a head coach in the win over UC Irvine and won his 14th consecutive season opener against Division I opponents since 2009.



2023-24 Mountain West Standings (through 11/27)

Team	Conference			Overall		
	W	L	PCT	W	L	PCT
Colorado State (RV)	0	0	0.000	6	0	1.000
Nevada (RV)	0	0	0.000	4	0	1.000
New Mexico	0	0	0.000	5	1	0.833
San Diego State (RV)	0	0	0.000	5	1	.833
Utah State	0	0	0.000	5	1	0.833
Air Force	0	0	0.000	6	2	0.750
San José State	0	0	0.000	4	2	0.667
Wyoming	0	0	0.000	4	2	0.667
Fresno State	0	0	0.000	3	2	0.600
Boise State	0	0	0.000	3	3	0.500
UNLV	0	0	0.000	2	3	0.400

Upcoming Schedule

Monday, November 27

- UC Santa Barbara at Fresno State (MWN) 6 p.m. PT
- Point Loma Nazarene at San Diego State (MWN) 7 p.m. PT
- North Dakota State at San José State (MWN) 8 p.m. PT

Tuesday, November 28

- Akron at UNLV (MWN) 7 p.m. PT
- Utah State at Saint Louis (ESPN+) 7 p.m. CT

Wednesday, November 29

- Colorado at Colorado State (CBSSN) 7 p.m. MT
- Louisiana Tech at New Mexico (MWN) 7 p.m. MT
- Montana at Nevada (MWN) 7 p.m. PT
- San José State at Cal Poly (ESPN+) 7 p.m. PT

Friday, December 1

- Wyoming at Portland (ESPN+) 6 p.m. PT
- Fresno State vs. BYU (Salt Lake City, Utah) (ESPN+) 7 p.m. MT
- San Diego State at UC San Diego (ESPN+) 7 p.m. PT
- Boise State vs. Saint Mary's (Idaho Falls, Idaho) (FS1) 8:30 p.m. MT

Saturday, December 2

- San José State at Montana (ESPN+) 1 p.m. MT
- Colorado State vs. Washington (Las Vegas) (CBSSN) 4 p.m. PT
- New Mexico State at New Mexico (MWN) 7 p.m. MT
- UC Irvine at Utah State (MWN) 7 p.m. MT
- LMU at Nevada (NSN/MWN) 7 p.m. PT

Sunday, December 3

- Air Force at Portland (ESPN+) 2 p.m. PT

Monday, December 4

- San José State at North Dakota State (Summit League Network) 7 p.m. CT

Tuesday, December 5

- South Dakota Mines at Wyoming (MWN) 6:30 p.m. MT
- North Texas at Boise State (KTVB/MWN) 7 p.m. MT
- San Diego State at Grand Canyon (ESPNU) 7 p.m. MT

800 IS THE NUMBER FOR MILES: The Spartans season-opener marked the 800th career game for Tim Miles as a head coach in his 27 years at the helm of a program. San José State is the sixth school where he has been the head coach.

- Mayville State - 2 seasons - 1995-96 & 1996-97
- SW Minnesota State - 4 seasons - 1997-98 through 2000-2001
- North Dakota State - 6 seasons - 2001-02 through 2006-07
- Colorado State - 5 seasons - 2007-08 through 2011-12
- Nebraska - 7 seasons - 2012-13 through 2018-19
- San Jose State - 3rd season - 2021-22 to present

2700 GAMES: The Bethesda game marked the 2,700th game played in the 113th season of the program. The program has won 1,195 games since the first season in 1909-10.

100 POINTS IN A GAME: The Spartans scored 117 points against Bethesda on November 9, the fifth time a San José State team has scored 100+ points in a game since 2011.

- 128 vs. Life Pacific December 12, 2015
- 118 vs. Bethesda January 8, 2022
- 117 vs. Bethesda November 9, 2023**
- 109 vs. Life Pacific December 10, 2016
- 101 vs. Boise State (overtime) January 6, 2011

DISHING OUT THE ROCK: Alvaro Cardenas has dished out 30 assists this season. He has 231 assists in his two-plus years at San José State and needs just 28 to crack the SJSU all-time assists lists.

CAREER RANKINGS: Tibet Görener is sixth all-time for most 3-pointers made at SJSU with 124. He is one away from tying Robert Owens (2009-10) for fifth. Görener is also fourth in three-pointers attempted in school history with 372 and needs three more attempts to tie Tito Addison (1995-97) for third.

NAME TAGS NEEDED: This year's Spartan roster features nine newcomers, seven freshmen, a junior college transfer and college transfer. **Adrane Diongue**, a transfer from Washington State, is the only newcomer in the starting lineup. **William Humer**, from McCook CC, is a stretch big man off the bench. **Latrell Davis**, from Leeds, Great Britain, is another one of the first guys off the bench and has a habit of getting to the free-throw line. **Rickey Mitchell Jr.**, **Christian Wise**, **Bennett Blackerby**, **Pasha Goodarzi** and **Diogo Seixas** have also seen action this season. **Iggy Mitchell** is currently unavailable due to injury.

SJSU'S RECORD WHEN ...

home.....	2-0
away.....	0-1
neutral.....	2-1
overtime.....	0-0
games decided by 3 pts or less.....	0-0
games decided by 4-5 pts.....	0-0
games decided by 6-10 pts.....	1-1
games decided by 11-19 pts.....	1-1
games decided by 20+ pts.....	2-0
vs. Top 25.....	0-0
vs. Top 10.....	0-0
vs. Power 5 opponents.....	0-1
scoring first.....	3-1
leading at the half.....	3-1
tied at the half.....	0-0
trailing at the half.....	1-1
leading with 10 mins remaining.....	4-1
tied with 10 mins remaining.....	0-0
trailing with 10 mins remaining.....	0-1
leading with 5 mins remaining.....	4-0
tied with 5 mins remaining.....	0-0
trailing with 5 mins remaining.....	0-2
SJSU shoots 50% or better.....	2-0
SJSU shoots less than 50%.....	2-2
SJSU shoots better than opponent.....	4-1
SJSU shoots the same as opponent.....	0-0
SJSU shoots worse than opponent.....	0-1
Opponent shoots 50% or better.....	0-0
Opponent shoots less than 50%.....	4-2
SJSU outrebounds opponent.....	2-1
Opponent outrebounds SJSU.....	2-1
SJSU equals opponent in rebs.....	0-0
SJSU shoots 80% or better from FT line.....	1-0
SJSU has more FT attempts.....	1-0
Opponent has more FT attempts.....	3-2
SJSU equals opponent in FT attempts.....	0-0
SJSU shoots 40% or better from 3.....	1-0
SJSU has less turnovers than opponent.....	2-0
SJSU has more turnovers than opponent.....	1-2
SJSU equals opponent in turnovers.....	1-0
SJSU scores 100+ pts.....	1-0
SJSU scores 90-99 pts.....	0-0
SJSU scores 80-89 pts.....	0-0
SJSU scores 70-79 pts.....	3-1
SJSU scores 60-69 pts.....	0-0
SJSU scores 50-59.....	0-0
SJSU scores less than 50 pts.....	0-1
Opponent scores 100+ pts.....	0-0
Opponent scores 90-99 pts.....	0-0
Opponent scores 80-89 pts.....	0-0
Opponent scores 70-79 pts.....	1-1
Opponent scores 60-69 pts.....	1-0
Opponent scores 50-59.....	2-1
Opponent scores less than 50 pts.....	0-0
On Monday.....	1-0
On Tuesday.....	1-0
On Wednesday.....	0-0
On Thursday.....	1-0
On Friday.....	0-1
On Saturday.....	1-0
On Sunday.....	0-1
In November.....	4-2
In December.....	0-0
In January.....	0-0
In February.....	0-0
In March.....	0-0
On National TV (ESPN, ESPN2, CBS Sports Network, FS1, FS2).....	0-0
On NBC Sports Bay Area/California.....	1-0
On Mountain West Network.....	1-0
Miscellaneous	
Current Streak.....	Won 2
Home court streak.....	Won 4
Neutral court streak.....	Won 2
Road Streak.....	Lost 1
All-Time Record 112th Season (2,700 games).....	1,197-1,507 (.443)

20 WINS TAKES THE SPARTANS TO NEW HEIGHTS: The Spartans recorded 20 wins last season for the first time since 1980-81 season when the team had a 22-9 record. The program has only won 18 or more games nine times since 1937-38.

Seasons With 18+ Wins Since 1937-38

1937-38	19-4
1940-41	19-8
1946-47	19-9
1947-48	23-9
1948-49	22-13
1949-50	21-7
1950-51	18-12
1980-81	22-9
2022-23	21-14

MOST MW WINS EVER/MOST CONFERENCE WINS SINCE 1993-94:

With 10 Mountain West wins last season, the Spartans recorded the most MW wins in school history and the most since the 1993-94 season. Since joining a conference in 1969-70, Spartan teams have won nine or more conference games in six seasons. Three of those teams have participated in the postseason - 1980-81 NIT, 1995-96 NCAA Tournament, and 2022-23 CBI.

9+ Conference Wins Since 1969-70

1980-81	10-4	Big West (NIT Participant)
1984-85	10-8	Big West
1986-87	10-8	Big West
1993-94	11-7	Big West
1995-96	9-9	Big West (NCAA Tournament)
2022-23	10-8	MW (CBI Participant)

ALL THE COMFORTS OF HOME-WINNING HOME RECORD:

For the first time since the 2016-17 season, the 2022-23 Spartans had a winning home record as the team finished with a 12-3 mark inside the Provident Credit Union Event Center. The 12 home wins exceeds the 1998-99 team that finished the season 11-1 inside Provident Credit Union The Event Center.

PERRY, FROM MANAGER TO KEY MINUTES: Ryen Perry,

a former team manager for the Spartan program, switched responsibilities in November of 2022 when he was added to the roster and got to wear #25 on his back. On March 4, 2023, in his seventh game of the season, Perry made a difference on the court for the Spartans in the comeback win at Air Force. He played the final 11:35 of the game and made his only field goal of the season, a three-pointer to bring the Spartans to within six points of the Falcons. Perry also had a rebound in the game and had a +/- of 16 in the win.

40+ POINT HALVES: The Spartans have started the 2023-24 season by recording 40+-points in five halves. The team scored 48 points in the second half of the victory over UC Irvine and then followed that up with 56 points in the first half of the Bethesda game and a season-high 61 points in the second half of the game. The Spartans had 43 points in the first half against Abilene Christian. Against Hampton, the Spartans recorded 42 points in the second half.

MW Player of the Week

Nov. 13	Kenan Blackshear, Sr., G, Nevada
Nov. 20	Jaedon Ledee, Sr., F, San Diego State
Nov. 27	Isaiah Stevens, Gr., G, Colorado State
Dec. 4	
Dec. 11	
Dec. 18	
Dec. 26	
Jan. 1	
Jan. 8	
Jan. 15	
Jan. 22	
Jan. 29	
Feb. 5	
Feb. 12	
Feb. 19	
Feb. 26	
March 4	
March 11	

MW Freshman of the Week

Nov. 13	Cam Manyaw, F, Wyoming
Nov. 20	JT Toppin, F, New Mexico
Nov. 27	JT Toppin, F, New Mexico
Dec. 4	
Dec. 11	
Dec. 18	
Dec. 26	
Jan. 1	
Jan. 8	
Jan. 15	
Jan. 22	
Jan. 29	
Feb. 5	
Feb. 12	
Feb. 19	
Feb. 26	
March 4	
March 11	

MW Statistics (All Games)

Scoring - 12th.....	Tibet Görener, 14.5 pg
Scoring 18th.....	Alvaro Cardenas, 13.5 pg
Scoring 20th.....	Trey Anderson, 13.3 pg
Rebounding - 7th.....	Adrame Diongue, 7.50 pg
Rebounding - 15th.....	Trey Anderson, 6.00 pg
Offensive Rebounds - 10th.....	Adrame Diongue, 2.33 pg
FG Percentage - 8th.....	Trey Anderson, .561
FG Percentage - 13th.....	Alvaro Cardenas, .433
FG Percentage - 14th.....	Tibet Görener, .441
Three-Point Percentage - 2nd.....	Tibet Görener, .421
3-Point FG Made - 3rd.....	Tibet Görener, 2.67 pg
3-Point FG Made - 8th.....	Trey Anderson, 2.00 pg
Assists - 7th.....	Alvaro Cardenas - 5.00 pg
Assists - 11th.....	Myron (MJ) Amey Jr. - 3.17 pg
Blocked Shots - 3rd.....	Adrame Diongue, 1.67 pg
Blocked Shots - 15th.....	Trey Anderson, 0.83 pg
Assist/Turnover Ratio - 7th.....	Myron (MJ) Amey Jr, 19/7, 2.71
Assist/Turnover Ratio - 11th.....	Alvaro Cardenas, 30/15, 2.00
Minutes Played - 13th.....	Alvaro Cardenas, 33.60 pg
Minutes Played - 12th.....	Alvaro Cardenas, 33.34 pg

MOST NON-CONFERENCE WINS SINCE 2010-11: With nine non-conference wins in 2022-23, the Spartans won the most since the 2010-11 season when SJSU won 10 non-conference contests. The last team to win nine non-conference games was the 1999-2000 team who finished the year 15-15.

UP NEXT: The Spartans will travel to San Luis Obispo on Wednesday evening for a showdown against Cal Poly. Tip-off is scheduled for 7 p.m. PT.

Miscellaneous Stats**Career Double-Doubles (SJSU only)****Robert Vaihola - 3**

14 points, 10 rebounds,
vs. Bethesda, Nov. 12, 2022

18 points, 10 rebounds,
vs. Air Force, Jan. 24, 2023

15 points, 11 rebounds, vs. Boise State, Feb. 25, 2023

Trey Anderson - 3

15 points, 12 rebounds,
at Portland, Dec. 17, 2021
11 points, 11 rebounds,
at Northern Colorado, Nov. 19, 2022

16 points, 10 rebounds,
vs. Norfolk State, Nov. 18, 2023

MJ Amey - 1

23 points, 12 rebounds,
vs. San Diego State, Feb. 9, 2022

Career 20+ point games**Myron (MJ) Amey - 5**

32, vs. Bethesda, January 8, 2022

23, vs. UNLV, January 17, 2022

24, at Boise State, February 5, 2022

23, vs. San Diego State, February 9, 2022

21 - vs. Abilene Christian, November 17, 2023

Tibet Görener - 3

23, vs. Bethesda, January 8, 2022

20, at Utah State, January 21, 2023

26, vs. Bethesda, November 9, 2023

Alvaro Cardenas - 3

20, vs. Fresno State, Jan. 10, 2023

22, vs. Southern Indiana, March 18, 2023

23, vs. Hampton, Nov. 20, 2023

Career 10+ rebound games**Robert Vaihola - 5**

10, at New Mexico, Jan. 25, 2022 (at Fresno State)

10, vs. Bethesda, Nov. 12, 2022

13, vs. UNLV, Dec. 28, 2022

10, at New Mexico, Jan. 17, 2023

11, vs. Boise State, Feb. 25, 2023

Trey Anderson - 2

12, at Portland, Dec. 17, 2021

11, at Northern Colorado, Nov. 19, 2022

10, vs. Norfolk State, Nov. 18, 2023

Myron (MJ) Amey - 1

12, vs. San Diego State, February 9, 2022

Adrame Diongue - 1

11, vs. Bethesda, November 9, 2023

20+ point games in 2023-24**Tibet Görener - 1**

26, vs. Bethesda, November 9, 2023

Alvaro Cardenas - 1

23, vs. Hampton, November 20, 2023

Myron (MJ) Amey - 1

21, vs Abilene Christian, November 17, 2023

10+ rebound games in 2023-24**Adrame Diongue - 1**


11, vs. Bethesda, November 9, 2023

Trey Anderson, 1

10, vs. Norfolk State, Nov. 18, 2023

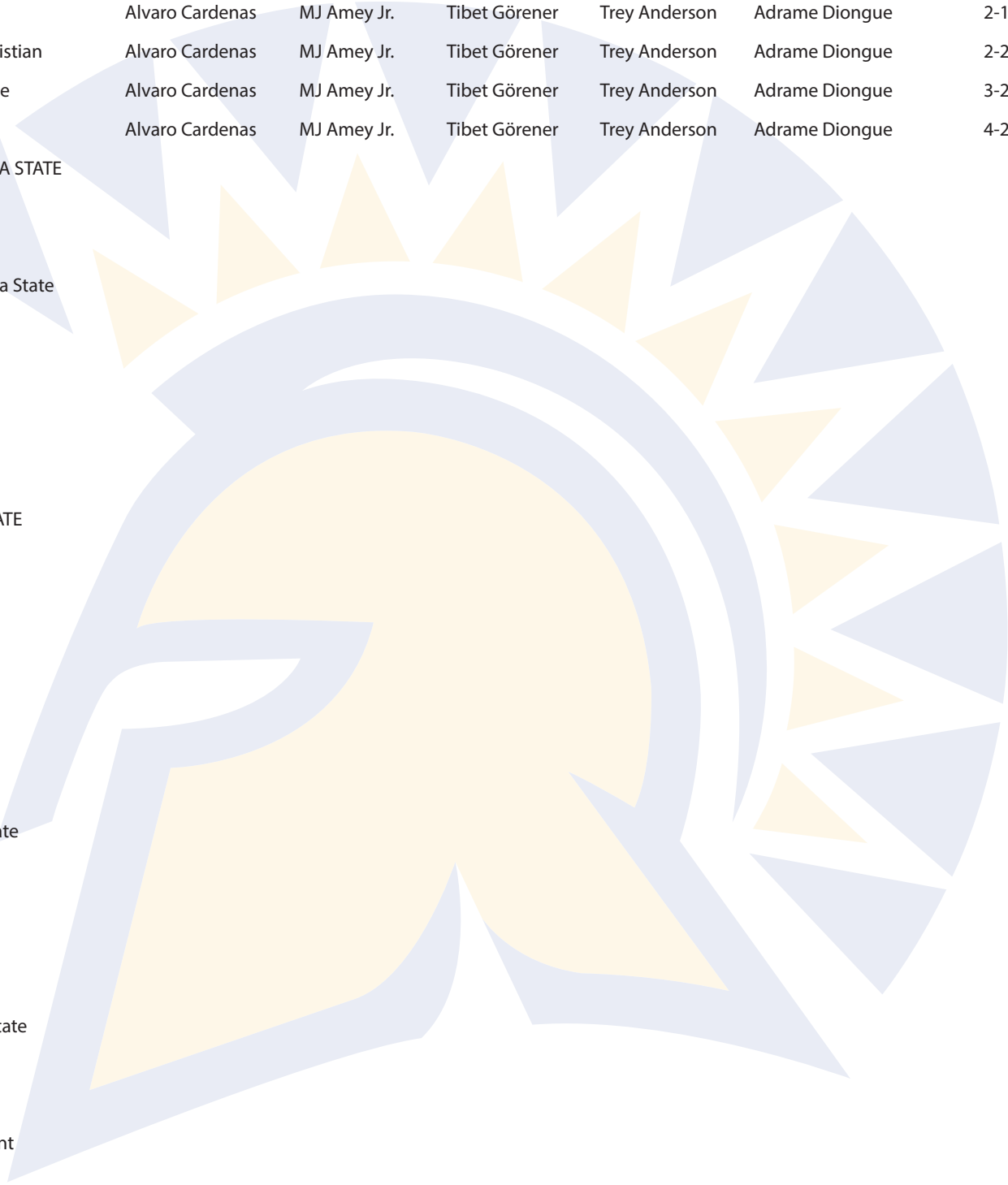
Double-Doubles in 2023-24**Trey Anderson - 1**

16 points, 10 rebounds
vs. Norfolk State, Nov. 18, 2023



Starting Lineups

Game	Guard	Guard	Forward	Forward	Center	Record
UC IRVINE	Alvaro Cardenas	MJ Amey Jr.	Tibet Görener	Trey Anderson	Adrame Diongue	1-0
BETHESDA	Alvaro Cardenas	MJ Amey Jr.	Tibet Görener	Trey Anderson	Adrame Diongue	2-0
at Texas Tech	Alvaro Cardenas	MJ Amey Jr.	Tibet Görener	Trey Anderson	Adrame Diongue	2-1
vs. Abilene Christian	Alvaro Cardenas	MJ Amey Jr.	Tibet Görener	Trey Anderson	Adrame Diongue	2-2
vs. Norfolk State	Alvaro Cardenas	MJ Amey Jr.	Tibet Görener	Trey Anderson	Adrame Diongue	3-2
vs. Hampton	Alvaro Cardenas	MJ Amey Jr.	Tibet Görener	Trey Anderson	Adrame Diongue	4-2
NORTH DAKOTA STATE						
at Cal Poly						
at Montana						
at North Dakota State						
NEW ORLEANS						
MONTANA						
SANTA CLARA						
at Wyoming						
BOISE STATE						
SAN DIEGO STATE						
at Air Force						
at Fresno State						
NEW MEXICO						
UNLV						
at Utah State						
at Nevada						
FRESNO STATE						
at Colorado State						
AIR FORCE						
WYOMING						
at Boise State						
NEVADA						
at San Diego State						
at UNLV						
UTAH STATE						
MW Tournament						



CAREER LEADERS

TOTAL POINTS

Name	Seasons	G	FG	3FG	FT	Points
1. Ricky Berry	1986-88	84	619	113	416	1,767
2. Adrian Oliver	2009-11	80	585	138	442	1,750
3. Stu Inman	1947-50	123	591	0	322	1,504
4. Wally Rank	1977-80	102	562	0	308	1,432
5. Omari Moore	2020-23	117	497	116	202	1,312
6. Justin Graham	2007-11	119	460	57	295	1,272
7. Ryan Welage	2015-18	91	457	161	183	1,258
8. Chris McNealy	1981-83	81	504	2	226	1,236
9. Coby Dietrick	1968-70	72	465	0	243	1,173
10. Terry Cannon	1990-92, 94	97	414	114	209	1,139

FIELD GOALS MADE

Name	Seasons	G	Att.	Made
1. Ricky Berry	1986-88	84	1,301	619*
2. Stu Inman	1947-50	123	1,506	591
3. Adrian Oliver	2009-11	80	1,347	585
4. Wally Rank	1977-80	102	1,207	562
5. Chris McNealy	1981-83	81	914	504**
6. Omari Moore	2020-23	117	1,094	497
7. Sid Williams	1978-81	111	958	485
8. Johnnie Skinner	1971-73	73	1,142	481
9. Coby Dietrick	1968-70	72	1,054	465
10. Justin Graham	2007-11	119	1,024	460

FIELD GOALS ATTEMPTED

Name	Seasons	G	Made	Att.
1. Stu Inman	1947-50	123	591	1,536
2. Ricky Berry	1986-88	84	619	1,309
3. Wally Rank	1977-80	102	562	1,207
4. Johnnie Skinner	1971-73	73	481	1,142
5. Omari Moore	2020-23	117	497	1,094
6. Coby Dietrick	1968-70	72	465	1,054
7. Ryan Wellage	2015-16	91	457	1,048
8. Justin Graham	2007-11	119	460	1,024
9. S.T. Saffold	1964-66	72	421	970
10. Sid Williams	1978-81	111	485	958

FIELD GOAL PERCENTAGE

(Minimum four made per game played)

Name	Seasons	G	FG	FGA	Pct.
1. Brandon Clarke	2016-17	61	328	542	.604
2. Mickey Johnson	1979-80	56	278	473	.588
3. Earl Hogue	1974-76	75	315	568	.555
4. Chris McNealy	1981-83	81	504	914	.551
5. Dick Groves	1968-69	41	183	338	.541
6. Stony Evans	1984-85	57	246	461	.534
7. Menelik Barbary	2006-07	61	245	461	.531
8. Ward Farris	1982, 84-86	83	339	644	.526
9. Stan Hill	1977-78	50	214	415	.516
10. Darnell Williams	2000-01	58	288	562	.512

3-POINT FIELD GOALS MADE

Name	Seasons	G	Att.	Made
1. Ryan Welage	2015-18	91	417	161
2. Tim Pierce	2007-09	86	471	153
3. Adrian Oliver	2009-11	80	361	138
4. Rashad Muhammad	2013-15	58	354	134
5. Robert Owens	2009-10	61	315	125
6. Tibet Görener	2022-	69	364	124
7. Michael Quinney	1998-99	54	336	123
8. Tito Addison	1995-97	84	375	122
9. Noah Baumann	2017-19	61	265	121
10. Jason Allen	1991-94	97	340	120
James Kinney	2012-13	45	320	120

3-POINT FIELD GOALS ATTEMPTED

Name	Seasons	G	Made	Att.
1. Tim Pierce	2007-09	86	153	471
2. Ryan Welage	2015-18	91	161	417
3. Tito Addison	1995-97	84	122	375
4. Tibet Görener	2022-	69	124	372
5. Adrian Oliver	2009-11	80	138	361
6. Keith Shamburger	2011-12	63	108	348
7. D.J. Brown	2012-14	91	112	347
8. Omari Moore	2020-23	117	116	341
9. Jason Allen	1991-94	97	120	340
10. Michael Quinney	1998-99	54	123	336

3-POINT FIELD GOAL PERCENTAGE

(Minimum 1.0 made per game played and 50 made)

Name	Seasons	G	3FG	3FGA	Pct.
1. Ricky Berry	1986-88	84	113	246	.459
2. Noah Baumann	2017-19	61	121	265	.457
3. Steve Haney	1988-89	45	103	233	.442
4. James Kinney	2012	31	86	216	.398
5. Robert Owens	2009-10	61	125	315	.397
6. Marquin Chandler	2004-05	57	59	149	.396
7. Ryan Welage	2015-18	91	161	417	.386
8. Phil Calvert	2002, 04	57	71	185	.384
9. Brett Lilly	1999, 2003-04	59	92	240	.383
10. Adrian Oliver	2009-11	80	138	361	.382

FREE THROWS MADE

Name	Seasons	G	Att.	Made
1. Adrian Oliver	2009-11	80	529	442
2. Carroll Williams	1953-55	75	552	441
3. Ricky Berry	1986-88	84	507	416
4. Stu Inman	1947-50	123	498	322
5. Wally Rank	1977-80	102	450	308
6. Eddie Diaz	1956-58	76	433	299
7. Justin Graham	2007-11	119	441	295
8. Ken Mickey	1974, 76-77	82	357	271
9. Marmet Williams	1994-98	112	368	267
10. Olivier Saint-Jean	1996-97	51	354	260

FREE THROWS ATTEMPTED

Name	Seasons	G	Made	Att.
1. Carroll Williams	1953-55	75	441	552
2. Adrian Oliver	2009-11	80	442	529
3. Ricky Berry	1986-88	84	416	507
4. Stu Inman	1947-50	123	322	498
5. Wally Rank	1977-80	102	308	450
6. Justin Graham	2007-11	119	295	441
7. Eddie Diaz	1956-58	76	299	433
8. Bob Hagen	1947-49	81	207	370
9. Marv Branstrom	1956-58	76	186	368
9. Marmet Williams	1994-98	112	267	368

FREE THROW PERCENTAGE

(Minimum 2.0 made/game played and 50 games played)

Name	Seasons	G	FT	FTA	Pct.
1. Adrian Oliver	2009-11	80	442	529	.836
2. Ricky Berry	1986-88	84	416	507	.821
3. Carroll Williams	1953-55	75	441	552	.799
4. Doug Murrey	1978-81	88	173	219	.789
5. Gil Egeland	1956-58	73	165	210	.786
6. Pete Miller	1974-75	55	128	164	.780
7. Brandon Hawkins	2002-03	50	237	304	.779
8. Chris Cunningham	2013-14	60	180	232	.776
8. Lossie Mitchel	1992-94	52	116	150	.773
10. Brad Quinet	1995-97	55	161	211	.763

REBOUNDS

Name	Seasons	G	REB
1. Marv Branstrom	1956-58	76	864
2. George Clark	1950-52	75	857
3. Coby Dietrick	1968-70	72	759
4. S.T. Saffold	1964-66	72	705
5. Reggie Owens	1985-87	86	692
6. Chris McNealy	1981-83	81	678
7. Wally Rank	1977-80	102	662
8. Chris Oakes	2008-10	83	661
9. Kevin Logan	1990-93	106	608
10. Pat Hamm	1969-71	72	557

ASSISTS

Name	Seasons	G	AST
1. Justin Graham	2007-11	119	508
2. Michael Dixon	1982-85	107	477
3. Ken Mickey	1974, 76-77	82	476
4. Mike Mendez	1978-81	108	469
5. Omari Moore	2020-23	117	429
6. Marmet Williams	1994-98	112	318
7. Jalen James	2013-18	117	274
8. D.J. Brown	2012-14	91	266
Ricky Berry	1986-88	84	266
10. Terry Cannon	1990-92	97	259
-- Alvaro Cardenas	2023-C	70	230

BLOCKED SHOTS (Since 1979)

Name	Seasons	G	BS
1. Gerald Thomas	1984, 86-88	113	127
2. Brandon Clarke	2016-17	61	116
3. Chris Oakes	2008-10	83	111
4. Omari Moore	2020-23	117	90
5. Menelik Barbary	2006-07	61	87
6. Chris McNealy	1981-83	81	81
7. Ibrahima Diallo	2022-23	48	78
8. Darnell Williams	2000-01	58	75
9. Isaac Thornton	2013-17	121	65
10. Lance Holloway	2004, 06-08	87	58

STEALS (Since 1979)

Name	Seasons	G	ST
1. Justin Graham	2007-11	119	209
2. Isaac Thornton	2013-17	121	145
3. Tito Addison	1995-97	84	125
4. Omari Moore	2020-23	117	120
5. Mike Mendez	1979-81	86	114
6. Terry Cannon	1990-92, 94	97	113
7. Marmet Williams	1994-98	112	111
8. Chris McNealy	1981-83	81	109
9. Isaac Thornton	2013-16	91	106
Michael Dixon	1982-85	107	106

IN-SEASON TOURNAMENT RESULTS

YEAR	TOURNAMENT	FINISH	YEAR	TOURNAMENT	FINISH
			1985	Hoosier Classic, Indianapolis, Ind.	3rd Place
1958	Poinsettia Tournament, San Diego, Calif.	4th Place	1986	Far West Classic, Portland, Ore.	5th Place
1959	WCAC Tournament, San Francisco, Calif.	8th Place	1987	Fighting Illini Classic, Champaign, Ill.	3rd Place
1960	WCAC Tournament, San Francisco, Calif.	8th Place	1988	Ameritas Classic, Lincoln, Neb.	2nd Place
1961	WCAC Tournament, San Francisco, Calif.	5th Place	1989	Oldsmobile Cutlass Classic, E. Lansing, Mich.	4th Place
1962	WCAC Tournament, San Francisco, Calif.	CHAMPION	1993	Stanford Fry's Invitational, Stanford, Calif.	2nd Place
1963	WCAC Tournament, San Francisco, Calif.	CHAMPION	1994	Comerica Cable Car Classic, San Jose, Calif.	3rd Place
1964	WCAC Tournament, San Francisco, Calif.	3rd Place	1995	Fighting Illini Classic, Champaign, Ill.	4th Place
1965	WCAC Tournament, San Francisco, Calif.	4th Place	1996	Comerica Cable Car Classic, San Jose, Calif.	CHAMPION
1966	Knights of Columbus Tournament, Portland, Ore.	3rd Place	1999	Pearl Harbor Invitational, Laie, Hawaii	2nd Place
	WCAC Tournament, San Jose, Calif.	6th Place	2001	BCA Invitational, Raleigh, N.C.	6th Place
1967	Lobo Invitational, Albuquerque, N.M.	3rd Place	2001	Cyclone Challenge, Ames, Iowa	Tied for 1st Place
1969	Roadrunners Classic, Las Cruces, N.M.	3rd Place	2003	Surf'N Slam Tournament, Laie, Hawaii	2nd Place
1970	Far West Classic, Portland, Ore.	8th Place	2005	2K Sports College Hoops Coaches vs. Cancer Classic Lubbock, Texas	3rd Place
1974	Rainbow Classic, Honolulu, Hawaii	7th Place	2005	Holiday Station Stores Classic, Bozeman, Mont.	4th Place
1977	Utah Classic, Salt Lake City, Utah	4th Place	2006	CBE Classic, Stanford, Calif.	4th Place
1978	Fiesta Classic, Tempe, Ariz.	3rd Place	2007	First Shot Exempt Tournament, Murfreesboro, Tenn.	CHAMPION
	Cable Car Classic, Santa Clara, Calif.	4th Place	2008	Shamrock Office Solutions Classic, Moraga, Calif.	3rd Place
1979	Cable Car Classic, Santa Clara, Calif.	CHAMPION	2011	Elgin Baylor Classic, Seattle, Wash.	CHAMPION
	All-College Tournament, Oklahoma City, Okla.	7th Place	2014	John Wooden Legacy, Anaheim, Calif.	8th Place
1981	KOA Classic, Billings, Mont.	CHAMPION	2015	GCI Great Alaska Shootout, Anchorage, Alaska	5th Place
1982	Las Vegas Holiday Classic, Las Vegas, Nev.	3rd Place	2018	Junkanoo Jam, Bimini, The Bahamas	4th Place
1983	Stanford Invitational, Stanford, Calif.	4th Place	2021	Abe Lemons Classic	
1984	Utah Classic, Salt Lake City, Utah	CHAMPION	2022	Baha Mar Hoops Nassau Championship	5th Place
			2023	Paradise Jam	5th Place

2023-24 San José State Men's Basketball Roster

NO	NAME	POS	HT	WT	YR	HOMETOWN/LAST SCHOOL
0	Myron (MJ) Amey, Jr.	G	6-2	185	JR	Vacaville, Calif./Scotland Prep (Pa.)
1	Garrett Anderson	G	6-6	190	SO	Phoenix, Ariz./PHH Prep
2	Rickey Mitchell Jr.	G	6-4	172	FR	Aurora, Colo./Smoky Hill HS
4	Adrane Diongue	C	7-0	190	SO	Dakar, Senegal/Washington State
5	Tibet Görener	F	6-9	205	JR	Istanbul, Turkey/Orange Lutheran HS/Arizona
6	Latrell Davis	G	6-2	195	FR	Leeds, Great Britain/First Baptist Academy (Fla.)
7	Pasha Goodarzi	G	6-3	190	FR	Los Gatos, Calif./Valley Christian HS
8	Iggy Mitchell	G	6-2	200	FR	Sydney, Australia/
13	Alvaro Cardenas	G	6-1	182	JR	Granada, Spain/Get Better Academy
15	Trey Anderson	F	6-7	200	SR	San Diego, Calif./University of South Carolina
20	Christian Wise	F	6-6	205	FR	San Francisco, Calif./Archbishop Riordan HS
21	William Humer	F	6-10	228	SO	Sollentuna, Sweden/McCook CC
22	Robert Vaihola	F	6-8	260	JR	San Mateo, Calif./Fresno State
23	Diogo (DJ) Seixas	F	6-8	235	FR	Lisbon, Portugal/212 Sports Academy
24	Bennett Blackerby	G	6-0	180	FR	Austin, Texas/L. C. Anderson HS
25	Ryen Perry	G	6-2	188	SR	Placentia, Calif./Fullerton College

Head Coach: Tim Miles (University of Mary, 1989), 3rd season

Assistant Coaches: Damany Hendrix (Lamar, 2003)

Jeff Strohm (Eastern Illinois, 1988)

Ed Gipson (Calumet College of St. Joseph, 2005)

Recruiting Coordinator: Austin Sleight (Nebraska, 2020)

Director of Basketball Operations: Tim Marrion (Washington State, 2006)

Pronunciation Guide

Alvaro Cardenas -AL-vuh-roh car-DEE-nes

Adrane Diongue - uh-DRAW-may JONG

Tibet Görener - GOR-eh-nur

William Humer - HUGH-mer

Diogo Seixas - SAY-shus

Robert Vaihola - VYE-oh-lah

Damany Hendrix - DAH-mah-nee

The Spartans on Social Media Men's Basketball

Facebook - /SJSUMBB

X - @SanJoseStateMBB

Instagram - @sanjosestatembb

Tik Tok - @sjsubasketball


Athletics Department

Facebook - /SJSUspartans


X - @SJSUAthletics

Instagram - @sjsuspartans

YouTube - /SJSUAthletics



#0 MJ AMEY
Guard • 6-2 • JR
Vacaville, Calif.



#1 GARRETT ANDERSON
Guard • 6-5 • SO
Phoenix, Ariz.



#2 RICKEY MITCHELL JR.
Guard • 6-4 • FR
Aurora, Colo.



#4 ADRAME DIONGUE
Center • 7-0 • SO
Dakar, Senegal



#5 TIBET GÖRENER
Forward • 6-9 • JR
Istanbul, Turkey



6 LATRELL DAVIS
Guard • 6-2 • FR
Leeds, Great Britain




7 PASHA GOODARZI
Guard • 6-3 • FR
Los Gatos, Calif.




#8 IGGY MITCHELL
Guard • 6-2 • FR
Sydney, Australia



#13 ALVARO CARDENAS
Guard • 6-1 • JR
Granada, Spain



#15 TREY ANDERSON
Forward • 6-7 • SR
San Diego, Calif.



#20 CHRISTIAN WISE
Guard • 6-6 • FR
San Francisco, Calif.



#21 WILLIAM HUMER
Forward • 6-10 • SO
Sollentuna, Sweden



#22 ROBERT VAIHOLA
Forward • 6-8 • JR
San Mateo, Calif.



#23 DIOGO SEIXAS
Forward • 6-8 • FR
Lisbon, Portugal



#24 BENNETT BLACKERBY
Guard • 6-0 • FR
Austin, Texas



#25 RYEN PERRY
Guard • 6-2 • SR
Placentia, Calif.




Tim Miles
Head Coach



Damany Hendrix
Assistant Coach



Jeff Strohm
Assistant Coach



Ed Gipson
Assistant Coach



Tim Miles Head Coach

Tim Miles returns for his third season after a historic run for San José State University men's basketball program during the 2022-23 season. Miles was named the head coach of the Spartan program on April 6, 2021, and brought over 24 years of head coaching experience to the South Bay.

Last season, Miles and Spartans achieved feats that had not been seen in program history including having both the Mountain West Player of the Year in Omari Moore and the Coach of the Year in Miles. Coach was also a Jim Phelan National Coach of the Year Finalist in recognition of the team's 13-win improvement from the previous season

2022-23 Highlights

- 21-14 overall record – Most wins for the program since the 1980-81 season (22-9)
- 10-8 in Mountain West play – most MW wins in a season in school history and the best finish in the standings in fifth place
- MW Tournament win over Nevada – first at the conference tournament in school history
- First time the Spartans played in a quarterfinal and semifinal game

- First round win at the Discount Tire CBI over Southern Indiana was the first postseason win in school history in six tries
- 12 home wins was the most since the 2016-17 season
- Omari Moore – MW Player of the Year, the first San José State player to receive a conference Player of the Year award

The Spartans' success propelled them into postseason play in 2022-23 as the team was invited to play in the Discount Tire CBI. The team went 1-1 at the tournament played at the Ocean Center in Daytona Beach, Fla. At the tournament, two of Miles' former players were on coaching staffs of participating teams. Aaron Fearnle was the Associate Head Coach at Charlotte and now interim head coach at Charlotte, while Flynn Clayman was the Associate Head Coach at Southern Utah and is now the Associate Head Coach at High Point.

In his inaugural season Miles posted eight wins which was the most wins since the 2016-2017 season. The Spartans were third in the conference in 3-point shooting percentage under the guidance of Miles. Under the guidance of Miles, the Spartans had a program record 17 3-pointers against Portland State

Miles came to San José State after coaching at the University of Nebraska from 2012-19. During his time in Lincoln, Nebraska saw unprecedented success with some of their most successful seasons in program history. In 2014, just two seasons after being hired, Miles led the team to their first NCAA Tournament in 16 seasons. He was named the Jim Phelan Award winner for national coach of the year and was tabbed the Big Ten Coach of the Year.

That 2013-14 season made Nebraska the talk of college basketball after reaching the tournament despite being selected to finish last in the Big Ten standings in the preseason poll. The Cornhuskers overcame a 1-5 start in conference play by winning 10 out of their last 12 games to finish fourth in the standings with an 11-7 record. Among those wins was a 60-51 victory over No. 9 Michigan State, the program's first road win over a top-10 program since 1997, and a 77-68 defeat of Wisconsin.

The turnaround at Nebraska began immediately under Miles' wing with the Cornhuskers seeing a three-win improvement from 12 to 15 wins in the 2012-13 year. With just one returning starter, Miles and company defeated three NCAA Tournament teams and finished the year off with a victory over Purdue in the Big Ten Tournament. After the success of the Huskers' NCAA Tournament appearance in 2013-14, the following season saw more firsts for the Nebraska program as they achieved a national ranking for the first time since 1995.

In 2017-18, Miles led the Cornhuskers to one of their most successful seasons in program history. Nebraska won 22 games, their most since the 1990-91 campaign, with a school record 13 wins in conference play and earned a bid to the National Invitation Tournament (NIT) for their first postseason appearance in four seasons.

In Miles' final season at Nebraska, the Huskers won 19 games, earned another top-25 ranking in the Associated Press poll and advanced to their second-straight NIT appearance.

In his seven total seasons at the helm of Nebraska men's basketball, Miles guided nine players to All-Big Ten accolades including two-time all-conference pick Terran Petteway, who became the first Husker in program history to win the Big Ten scoring title in 2013-14 with an average of 18.1 points per game.

Miles demands excellence from his student-athletes in the classroom. He guided 17 Nebraska players to Academic All-Big Ten honors, including a conference-best five selections in 2015. In 2014-15, Shamian Shields was the first player in program history to earn first-team Academic All-American honors.

Prior to his extended stint at Nebraska, Miles made a name for himself at Colorado State where he took the Rams to new heights and laid the foundation for what is now one of the top teams in the Mountain West. In five seasons, he increased his win total in each season with his best year being the 2011-12 campaign that saw CSU defeat a school-record three ranked teams en route to their first 20-plus win season since 1997-98. The Rams finished with a 20-12 record, put three players on the all-conference team, and advanced to the NCAA Tournament for the first time in nine years. For his efforts, Miles was named the District VIII Coach of the Year by the U.S. Basketball Writers Association.

The 2011-12 Colorado State team averaged 70.1 points per game and was the Mountain West leader in field goal percentage (47.1), 3-point percentage (40.0) and free throw percentage (76.8). They also were one of just two programs nationwide to rank in the top 10 in both free throw and 3-point percentage. The Rams' 20-win campaign was just the

seventh in program history.

Miles quickly turned the Colorado State program around from his first day on campus. His first two seasons saw the Rams battle through growing pains and injuries. Colorado State improved their win total in league play in Miles' second season and finished the year off with a key victory over Wyoming in the Mountain West Tournament.

Years three through five were some of the most successful for the Rams, culminating in CSU's NCAA Tournament bid in 2011-12. In 2009-10, Miles led the Rams to their first postseason appearance in seven years after posting 16 regular-season wins. Colorado State was selected to participate in the College Basketball Invitational (CBI), and Miles was named the Mountain West Coach of the Year by Collegelinsider.com.

The 2010-11 team finished in fourth place in the Mountain West after posting the program's first winning record since 2007. The Rams finished the year 19-13 and earned a berth to the NIT for their second-straight postseason appearance. Miles and company won nine conference games that year and received votes in the top-25 national poll at year's end for the first time since 2005-06.

Before going to CSU, Miles was the head coach of North Dakota State for six seasons, where he guided the program through their transition to Division I. The Bison reached at least 16 wins in each of Miles' final five seasons at the helm. In 2005-06 against 13th ranked Wisconsin. North Dakota State handed the Badgers a 62-55 loss, snapping Wisconsin's 27-game win streak against non-conference opponents. The loss was also just one of 10 non-conference home losses for the Badgers under hall of fame coach Bo Ryan. Miles was awarded the CBS Sportsline Division I Independent Coach of the Year and was a finalist for the Hugh Durham Mid-Major Coach of the Year Award.

Miles was also the catalyst for turning around Southwest Minnesota State University, who he guided for four seasons before joining North Dakota State. Miles posted a 78-39 four-year total, including a program-record 28-win season in 2001. The Mustangs won the 2001 Northern Sun Intercollegiate Conference Championship as well as the NCAA North Central Regional Championship before advancing to the Division II Elite Eight. Miles was named the NSIC and North Central Region Coach of the Year Awards.

Miles made his head coaching debut as the head man at Mayville (N.D.) State University. The program was just 4-44 in the previous two seasons before Miles took over, and he led them to a 35-22 record in three seasons. Miles was inducted into the Mayville State Hall of Fame in 2016.

Before reaching the head coaching ranks, Miles made his coaching debut as an assistant at Northern State. He spent six seasons on staff from 1989-90 to 1994-95, helping lead the program to five NAIA playoff appearances and five regional titles. As the team's recruiting coordinator, he brought in and molded five All-Americans and helped the Wolves advance to the NAIA National Championship in back-to-back seasons.

A native of Doland, S.D., Miles graduated from the University of Mary in Bismarck, N.D., in 1989. He then earned his master's degree in health and physical education from Northern State in 1990. In 2007, he was inducted into the University of Mary Hall of Fame.

Following his stint at Nebraska Miles took a brief two-year pause from coaching, turning in his whistle for a microphone. He began working with the Big Ten Network, Fox Sports and FS1 as an analyst in 2019 and also lent his talents to a podcast called "Inside the Mind of Miles" as part of the "Field of 68" college basketball media network.

Miles and his wife, Kari, have a daughter, Ava who attends San José State, and a son, Gabe, who is a student-athlete at North Dakota State. They have a yellow lab, appropriately named Sammy.

SEASON-BY-SEASON WITH TIM MILES

Year	School	Record	Postseason
1995-96	Mayville State	17-11 (9-3)	NAIA-II First Round
1996-97	Mayville State	18-11 (10-2)	NAIA-II First Round
1997-98	SW Minnesota State	16-11 (7-5)	
1998-99	SW Minnesota State	16-11 (7-5)	
1999-2000	SW Minnesota State	18-10 (12-6)	
2000-01	SW Minnesota State	28-7 (17-1)	NCAA DII Elite Eight
2001-02	North Dakota State	11-15 (5-13)	
2002-03	North Dakota State	20-11 (9-7)	
2003-04	North Dakota State	16-13 (8-6)	
2004-05	North Dakota State	16-12	
2005-06	North Dakota State	16-12	
2006-07	North Dakota State	20-8	
2007-08	Colorado State	7-25 (0-16)	
2008-09	Colorado State	9-22 (4-12)	
2009-10	Colorado State	16-16 (7-9)	CBI First Round
2010-11	Colorado State	19-13 (9-7)	NIT First Round
2011-12	Colorado State	20-12 (8-6)	NCAA First Round
2012-13	Nebraska	15-18 (5-13)	
2013-14	Nebraska	19-13 (11-7)	NCAA First Round
2014-15	Nebraska	13-18 (5-13)	
2015-16	Nebraska	16-18 (6-12)	
2016-17	Nebraska	12-19 (6-12)	
2017-18	Nebraska	22-11 (13-5)	NIT First Round
2018-19	Nebraska	19-17 (6-14)	NIT Second Round
2021-22	San José State	8-23 (1-17)	
2022-23	San José State	21-14 (10-8)	CBI Quarterfinals
2023-24	San José State	4-2	?
27 seasons		432-373 (.536)	3 NCAA (2 D1), 3 NIT



2023-24 San Jose St. Men's Basketball
 Combined Team Statistics
 All games

Game Records

Record	Overall	Home	Away	Neutral
ALL GAMES	4-2	2-0	0-1	2-1
CONFERENCE	0-0	0-0	0-0	0-0
NON-CONFERENCE	4-2	2-0	0-1	2-1

Score by Periods

Team	1st	2nd	OT	TOT
San Jose St.	212	238	0	450
Opponents	183	191	0	374

Team Box Score

No.	Player				Total		3-Point		F-Throw		Rebounds											
		GP-GS	MIN	AVG	FG-FGA	FG%	3FG-3FGA	3FG%	FT-FTA	FT%	OFF	DEF	TOT	AVG	PF	DQ	A	TO	BLK	STL	PTS	AVG
5	GORENER, Tibet	6-6	200:02	33.3	30-68	.441	16-38	.421	11-14	.786	9	23	32	5.3	8	0	3	10	2	4	87	14.5
13	CARDENAS, Alvaro	6-6	201:34	33.6	31-70	.443	9-26	.346	10-14	.714	4	11	15	2.5	17	0	30	15	2	5	81	13.5
15	ANDERSON, Trey	6-6	191:24	31.9	32-57	.561	12-29	.414	4-7	.571	11	25	36	6.0	18	0	8	3	5	4	80	13.3
0	AMEY JR., Myron	6-6	165:51	27.6	28-68	.412	10-33	.303	11-16	.688	4	15	19	3.2	5	0	19	7	4	10	77	12.8
4	DIONGUE, Adrame	6-6	126:17	21.0	15-18	.833	0-0	.000	7-15	.467	14	31	45	7.5	19	2	6	17	10	3	37	6.2
6	DAVIS, Latrell	6-0	78:43	13.1	7-18	.389	1-6	.167	14-20	.700	4	7	11	1.8	4	0	4	5	0	2	29	4.8
21	HUMER, William	6-0	84:58	14.2	9-22	.409	1-12	.083	5-5	1.000	4	14	18	3.0	13	0	5	6	1	1	24	4.0
24	BLACKERBY, Bennett	2-0	06:09	3.1	2-2	1.000	2-2	1.000	0-0	.000	0	0	0	0.0	0	0	0	0	0	0	6	3.0
20	WISE, Christian	2-0	08:34	4.3	3-4	.750	0-0	.000	0-0	.000	1	3	4	2.0	0	0	0	1	1	0	6	3.0
7	GOODARZI, Pasha	2-0	13:56	7.0	2-5	.400	2-5	.400	0-0	.000	0	2	2	1.0	1	0	2	0	0	0	6	3.0
2	MITCHELL JR., Rickey	4-0	25:18	6.3	4-7	.571	2-5	.400	0-0	.000	1	1	2	0.5	5	0	2	3	0	2	10	2.5
25	PERRY, Ryen	6-0	73:60	12.3	3-7	.429	1-3	.333	0-1	.000	0	12	12	2.0	3	0	5	4	2	2	7	1.2
23	SEIXAS, Diogo	2-0	23:14	11.6	0-1	.000	0-1	.000	0-0	.000	0	2	2	1.0	5	0	3	2	0	2	0	0.0
Team											5	7	12					5				
Total		6	1200		166-347	.478	56-160	.350	62-92	.674	57	153	210	35.0	98	2	87	78	27	35	450	75.0
Opponents		6	1200		135-339	.398	27-104	.260	77-110	.700	55	139	194	32.3	96	1	56	80	11	31	374	62.3

Team Statistics

	SJSU	OPP
Scoring	450	374
Points per game	75.0	62.3
Scoring margin	+12.7	-
Field goals-att	166-347	135-339
Field goal pct	.478	.398
3 point fg-att	56-160	27-104
3-point FG pct	.350	.260
3-pt FG made per game	9.3	4.5
Free throws-att	62-92	77-110
Free throw pct	.674	.700
F-Throws made per game	10.3	12.8
Rebounds	210	194
Rebounds per game	35.0	32.3
Rebounding margin	+2.7	-
Assists	87	56
Assists per game	14.5	9.3
Turnovers	78	80
Turnovers per game	13.0	13.3
Turnover margin	+0.3	-
Assist/turnover ratio	1.1	0.7
Steals	35	31
Steals per game	5.8	5.2
Blocks	27	11
Blocks per game	4.5	1.8
Winning streak	2	-
Home win streak	2	-
Attendance	3305	10443
Home games-Avg/Game	2-1653	1-10443
Neutral site-Avg/Game	-	3-300

Team Results

Date	Opponent		Score	Att.
11/07/2023	UC Irvine	W	72-64	1821
11/09/2023	Bethesda (CA)	W	117-72	1484
11/12/2023	at Texas Tech	L	42-56	10443
11/17/2023	vs Abilene Christian	L	71-77	524
11/18/2023	vs Norfolk St.	W	77-53	0
11/20/2023	vs Hampton	W	71-52	376



2023-24 San Jose St. Men's Basketball
Season Schedule/Results & Leaders
All games

Game Records

Record	Overall	Home	Away	Neutral
ALL GAMES	4-2	2-0	0-1	2-1
CONFERENCE	0-0	0-0	0-0	0-0
NON-CONFERENCE	4-2	2-0	0-1	2-1

Team Results

Date	Opponent	Score	Att.	High Points	High Rebounds
11/07/2023	UC Irvine	W 72-64	1821	(19) ANDERSON, Trey	(5) GORENER, Tibet (5) AMEY JR., Myron
11/09/2023	Bethesda (CA)	W 117-72	1484	(26) GORENER, Tibet	(11) DIONGUE, Adrame
11/12/2023	at Texas Tech	L 42-56	10443	(14) CARDENAS, Alvaro	(6) DIONGUE, Adrame
11/17/2023	vs Abilene Christian	L 71-77	524	(21) AMEY JR., Myron	(9) DIONGUE, Adrame
11/18/2023	vs Norfolk St.	W 77-53	0	(16) ANDERSON, Trey	(10) ANDERSON, Trey
11/20/2023	vs Hampton	W 71-52	376	(23) CARDENAS, Alvaro	(9) DIONGUE, Adrame

Attendance Summary

	Games	Attend	Avg/Game
Home	2	3305	1653
Away	1	10443	10443
Neutral	3	900	300
Total	6	14648	2441



2023-24 San Jose St. Men's Basketball
Points-rebounds-assists
All games

Opponent	Date	Score	0 AMEY JR., M	2 MITCHELL J	4 DIONGUE, AD	5 GORENER, TI	6 DAVIS, LATR	7 GOODARZI, P	13 CARDENAS, A	15 ANDERSON, T	20 WISE, CHRIS	21 HUMER, WILL	23 SEIXAS, DIO
UC Irvine	11/07/2023	72-64 W	12-5-1	0-0-0	6-4-1	17-5-0	0-3-1	DNP	11-2-7	19-4-2	DNP	7-4-1	DNP
Bethesda (CA)	11/09/2023	117-72 W	12-5-4	7-2-1	4-11-2	26-9-0	16-3-3	3-2-2	14-2-8	13-7-1	6-2-0	11-2-4	DNP
at Texas Tech	11/12/2023	42-56 L	5-2-0	0-0-0	7-6-1	0-3-0	3-1-0	DNP	14-2-4	9-5-0	DNP	2-3-0	DNP
vs Abilene Christian	11/17/2023	71-77 L	21-1-5	DNP	5-9-2	15-7-1	3-2-0	DNP	12-2-5	11-6-0	DNP	4-8-0	DNP
vs Norfolk St.	11/18/2023	77-53 W	15-1-5	3-0-1	6-6-0	14-7-2	7-2-0	3-0-0	7-3-5	16-10-1	0-2-0	0-1-0	0-1-3
vs Hampton	11/20/2023	71-52 W	12-5-4	DNP	9-9-0	15-1-0	0-0-0	DNP	23-4-1	12-4-4	DNP	0-0-0	0-1-0

Opponent	Date	Score	24 BLACKERBY, P	25 PERRY, RYEN
UC Irvine	11/07/2023	72-64 W	DNP	0-2-0
Bethesda (CA)	11/09/2023	117-72 W	3-0-0	2-1-3
at Texas Tech	11/12/2023	42-56 L	DNP	2-5-1
vs Abilene Christian	11/17/2023	71-77 L	DNP	0-0-0
vs Norfolk St.	11/18/2023	77-53 W	3-0-0	3-2-0
vs Hampton	11/20/2023	71-52 W	DNP	0-2-1



**2023-24 San Jose St. Men's Basketball
Team Game-by-Game
All games**

Opponent	Date	Score	W	Total		3-Pointers		Free throws		Rebounds										
				FG-FGA	PCT	3FG-3FGA	PCT	FT-FTA	PCT	OFF	DEF	TOT	AVG	PF	A	TO	BLK	STL	PTS	AVG
UC Irvine	11/07/2023	72-64	W	23-50	.460	7-21	.333	19-23	.826	5	25	30	30.0	19	13	15	3	7	72	72.0
Bethesda (CA)	11/09/2023	117-72	W	44-75	.587	11-30	.367	18-24	.750	15	33	48	39.0	14	28	14	5	9	117	94.5
at Texas Tech	11/12/2023	42-56	L	18-53	.340	4-25	.160	2-6	.333	9	19	28	35.3	16	6	16	7	2	42	77.0
vs Abilene Christian	11/17/2023	71-77	L	28-61	.459	8-25	.320	7-12	.583	12	26	38	36.0	18	13	7	3	4	71	75.5
vs Norfolk St.	11/18/2023	77-53	W	25-49	.510	16-32	.500	11-15	.733	5	32	37	36.2	18	17	16	5	3	77	75.8
vs Hampton	11/20/2023	71-52	W	28-59	.475	10-27	.370	5-12	.417	11	18	29	35.0	13	10	10	4	10	71	75.0
Total		450		166-347	.478	56-160	.350	62-92	.674	57	153	210	35.0	98	87	78	27	35	450	75.0
Opponents		374		135-339	.398	27-104	.260	77-110	.700	55	139	194	32.3	96	56	80	11	31	374	62.3

San Jose St. Averages

Games Played	Points/game	FG Pct	3FG Pct	FT Pct	Rebounds/game	Assists/game	Turnovers/game	Assist/Turnover ratio	Steals/game	Blocks/game
6	75.0	47.8	35.0	67.4	35.0	14.5	13.0	1.1	5.8	4.5



**2023-24 San Jose St. Men's Basketball
Opponents Game-by-Game
All games**

Opponent	Date	Score	W	Total		3-Pointers		Free throws		Rebounds										
				FG-FGA	PCT	3FG-3FGA	PCT	FT-FTA	PCT	OFF	DEF	TOT	AVG	PF	A	TO	BLK	STL	PTS	AVG
UC Irvine	11/07/2023	72-64	W	23-55	.418	2-12	.167	16-26	.615	7	24	31	31.0	21	11	15	1	7	64	64.0
Bethesda (CA)	11/09/2023	117-72	W	25-61	.410	9-26	.346	13-16	.813	3	21	24	27.5	20	5	15	0	8	72	68.0
at Texas Tech	11/12/2023	42-56	L	23-59	.390	3-16	.188	7-11	.636	14	26	40	31.7	11	10	11	2	7	56	64.0
vs Abilene Christian	11/17/2023	71-77	L	25-59	.424	7-15	.467	20-26	.769	11	22	33	32.0	14	13	6	3	1	77	67.3
vs Norfolk St.	11/18/2023	77-53	W	20-56	.357	2-15	.133	11-21	.524	10	21	31	31.8	19	8	11	4	5	53	64.4
vs Hampton	11/20/2023	71-52	W	19-49	.388	4-20	.200	10-10	1.000	10	25	35	32.3	11	9	22	1	3	52	62.3
Total		374		135-339	.398	27-104	.260	77-110	.700	55	139	194	32.3	96	56	80	11	31	374	62.3
San Jose St.		450		166-347	.478	56-160	.350	62-92	.674	57	153	210	35.0	98	87	78	27	35	450	75.0

Opponents Averages

Games Played	Points/game	FG Pct	3FG Pct	FT Pct	Rebounds/game	Assists/game	Turnovers/game	Assist/Turnover ratio	Steals/game	Blocks/game
6	62.3	39.8	26.0	70.0	32.3	9.3	13.3	0.7	5.2	1.8

San Jose State Player Game Highs

Points	26	Tibet Görener, vs. Bethesda, 11/9
FG Made.....	11	Tibet Görener, vs. Bethesda, 11/9
FG Attempts	17	MJ Amey Jr., vs. Abilene Christian, 11/17
3-Pt. FG Made	4	Tibet Görener, vs. Bethesda, 11/9
.....	4	Myron (MJ) Amey Jr., vs. Hampton, 11/20
3-Pt. FG Attempts	9	Tibet Görener, vs. Abilene Christian, 11/17
Free Throws Made	8	Latrell Davis, vs. Bethesda, 11/9
Free Throws Attempts.....	10	Latrell Davis, vs. Bethesda, 11/9
Rebounds	11	Adrame Diongue, vs. Bethesda, 11/9
Assists	8	Alvaro Cardenas, vs. Bethesda, 11/9
Steals.....	3	Myron (MJ) Amey Jr., vs. Hampton, 11/20
Blocked Shots	3	Adrame Diongue, vs. Bethesda, 11/9
.....	3	Adrame Diongue, vs. Norfolk State, 11/18
.....	3	Trey Anderson, vs. Hampton, 11/20
Turnovers.....	4	Tibet Görener, vs. UC Irvine, 11/7
.....	4	Adrame Diongue, vs. Bethesda, 11/9
.....	4	Alvaro Cardenas, at Texas Tech, 11/12
.....	4	Adrame Diongue, at Texas Tech, 11/12
Fouls.....	5	Adrame Diongue, vs. UC Irvine, 11/7
.....	5	Adrame Diongue, at Texas Tech, 11/12

San Jose State Game Highs

Points	117	vs. Bethesda, 11/9
Points, Half	61	vs. Bethesda, 11/9
FG Made.....	44	vs. Bethesda, 11/9
FG Attempts	75	vs. Bethesda, 11/9
FG Percentage587	vs. Bethesda, 11/9
3-Pt. FG Made	16	vs. Norfolk State, 11/18
3-Pt. FG Attempts	32	vs. Norfolk State, 11/18
Free Throws Made	19	vs. UC Irvine, 11/7
Free Throws Attempts.....	24	vs. Bethesda, 11/9
Rebounds	48	vs. Bethesda, 11/9
Assists	28	vs. Bethesda, 11/9
Steals.....	9	vs. Bethesda, 11/9
Blocked Shots	7	at Texas Tech, 11/12
Turnovers.....	16	at Texas Tech, 11/12
Fouls.....	19	vs. UC Irvine, 11/7

San Jose State Game Lows

Points	42	at Texas Tech, 11/12
Points, Half	21 (both halves)	at Texas Tech, 11/12
FG Made.....	18	at Texas Tech, 11/12
FG Attempts	50	vs. UC Irvine, 11/7
FG Percentage340	at Texas Tech, 11/12
3-Pt. FG Made	4	at Texas Tech, 11/12
3-Pt. FG Attempts.....	21	vs. UC Irvine, 11/7
Free Throws Made	2	at Texas Tech, 11/12
Free Throws Attempts.....	6	at Texas Tech, 11/12
Rebounds	28	vs. UC Irvine, 11/7
Assists	6	at Texas Tech, 11/12
Steals.....	2	at Texas Tech, 11/12
Blocked Shots	3	vs. UC Irvine, 11/7
.....	3	vs. Abilene Christian, 11/17
Turnovers.....	7	vs. Abilene Christian, 11/17
Fouls.....	14	vs. Bethesda, 11/9

Opponent Player Game Highs

Points	31	Jonathan Ileleji, Bethesda, 11/9
FG Made.....	11	Jonathan Ileleji, Bethesda, 11/9
FG Attempts	23	Jonathan Ileleji, Bethesda, 11/9
3-Pt. FG Made	4	Hunter Jack Madden, Abilene Christian, 11/17
3-Pt. FG Attempts	9	Jonathan Ileleji, Bethesda, 11/9
Free Throws Made	6	Bent Leuchten, UC Irvine, 11/7
.....	6	Jonathan Ileleji, Bethesda, 11/9
Free Throws Attempts.....	9	Bent Leuchten, UC Irvine, 11/7
Rebounds	9	Hunter Jack Madden, Abilene Christian, 11/17
Assists	5	Pierre Crockrell II, UC Irvine, 11/7
.....	5	Pop Isaacs, at Texas Tech, 11/12
.....	5	Kavion McClain, Abilene Christian, 11/17
Steals.....	5	Jonathan Ileleji, Bethesda, 11/9
Blocked Shots	3	Kaluel Mading, Norfolk State, 11/18
Fouls.....	5	Michael Henry, Bethesda, 11/9

Opponent Game Highs

Points	77	vs. Abilene Christian, 11/17
FG Made.....	25	vs. Bethesda, 11/9
.....	25	vs. Abilene Christian, 11/17
FG Attempts	61	vs. Bethesda, 11/9
FG Percentage424	vs. Abilene Christian, 11/17
3-Pt. FG Made	9	vs. Bethesda, 11/9
3-Pt. FG Attempts	26	vs. Bethesda, 11/9
Free Throws Made	20	vs. Abilene Christian, 11/17
Free Throws Attempts.....	26	vs. UC Irvine, 11/7
.....	26	vs. Abilene Christian, 11/17
Rebounds	40	at Texas Tech, 11/12
Assists	13	vs. Abilene Christian, 11/17
Steals.....	8	vs. Bethesda, 11/9
Blocked Shots	3	vs. Abilene Christian, 11/17
Turnovers.....	15	vs. UC Irvine, 11/7
.....	15	vs. Bethesda, 11/9
Fouls.....	21	vs. UC Irvine, 11/7
.....	21	vs. Bethesda, 11/9

Opponent Game Lows

Points	53	vs. Norfolk State, 11/18
Points, Half	19	vs. Hampton, 11/20
FG Made.....	19	vs. Hampton, 11/20
FG Attempts	49	vs. Hampton, 11/20
FG Percentage390	at Texas Tech, 11/12
3-Pt. FG Made	2	vs. UC Irvine, 11/7
.....	2	vs. Norfolk State, 11/18
3-Pt. FG Attempts	12	vs. UC Irvine, 11/7
Free Throws Made	7	at Texas Tech, 11/12
Free Throws Attempts.....	11	at Texas Tech, 11/12
Rebounds	24	vs. Bethesda, 11/9
Assists	5	vs. Bethesda, 11/9
Steals.....	1	vs. Abilene Christian, 11/17
Blocked Shots	0	vs. Bethesda, 11/9
Turnovers.....	6	vs. Abilene Christian, 11/17
Fouls.....	11	at Texas Tech, 11/12

THE LAST TIME.....

A PLAYER SCORED 30 OR MORE POINTS:

33, by Omari Moore, at Air Force, March 4, 2023

AN OPPONENT SCORED 30 OR MORE POINTS:

31, by Morris Udeze, New Mexico, Feb. 17, 2023

A PLAYER COLLECTED 20 OR MORE REBOUNDS:

20, by Wil Carter, at Hawai'i, Jan. 7, 2012.

AN OPPONENT COLLECTED 20 OR MORE REBOUNDS:

20, by Nico Carvacho, at Colorado State, Feb. 10, 2018

A PLAYER COLLECTED 10 OR MORE ASSISTS:

10, by Omari Moore, vs. Nevada, March 9, 2023

AN OPPONENT COLLECTED 10 OR MORE ASSISTS:

10, by Isaiah Stevens, at Colorado State, Dec. 31, 2022

A PLAYER HAD 5 OR MORE STEALS:

5, by Omari Moore, vs. UNLV, Feb. 19, 2021

AN OPPONENT HAD 5 OR MORE STEALS:

5, by Jaelen House, New Mexico, Feb. 17, 2022

A PLAYER HAD 5 OR MORE BLOCKED SHOTS:

5, by Ibrahima Diallo, at Boise State, January 3, 2023

AN OPPONENT HAD 5 OR MORE BLOCKED SHOTS:

6, by Lucas Moerman, vs. Air Force, Jan. 25, 2022

A PLAYER MADE 10 OR MORE FIELD GOALS:

11, by Tibet Görener, vs. Bethesda, November 9, 2023

AN OPPONENT MADE 10 OR MORE FIELD GOALS:

11, by Jonathan Ileleji, Bethesda, November 9, 2023

A PLAYER ATTEMPTED 20 OR MORE FIELD GOALS:

25, Omari Moore, vs. Nevada, March 9, 2023

AN OPPONENT ATTEMPTED 20 OR MORE FIELD GOALS:

23, by Jonathan Ileleji, Bethesda, November 9, 2023

A PLAYER MADE 10 OR MORE FREE THROWS:

12, by Seneca Knight, vs. UNLV, Feb. 29, 2020

AN OPPONENT MADE 10 OR MORE FREE THROWS:

10, by Tylor Perry, vs. North Texas, Nov. 25, 2022

A PLAYER MADE 5 OR MORE 3-PT FIELD GOALS:

5, Trey Anderson, at UNLV, February 14, 2023

AN OPPONENT MADE 5 OR MORE 3-PT FIELD GOALS:

6, by Anthony Holland, Fresno State, January 10, 2023

A PLAYER ATTEMPTED 10 OR MORE 3-PT FGS:

10, Alvaro Cardenas, vs. Colorado State, February 28, 2023

AN OPPONENT ATTEMPTED 10 OR MORE 3-PT FIELD GOALS:

10, by Anthony Holland, Fresno State, January 10, 2023

SAN JOSÉ STATE SCORED 100 OR MORE POINTS:

117 (117-72 win) vs. Bethesda, November 9, 2023

AN OPPONENT SCORED 100 OR MORE POINTS:

111 (111-80 loss) vs. Wyoming, Mar. 10, 2021

SJSU SHOT AT LEAST 60% FROM THE FIELD IN A GAME:

60.7 (34-56) at Air Force, Jan. 14, 2017

A TEAM SHOT AT LEAST 60% FROM THE FIELD IN A GAME VS. SJSU:

60.7 (34-56) by New Mexico, February 17, 2023

SAN JOSE STATE HAD TWO PLAYERS SCORE 20 POINTS IN A GAME:

26, Omari Moore; 20, Sage Tolbert, vs. Nevada, March 9, 2023

SAN JOSÉ STATE HAD THREE OR MORE PLAYERS WITH 10 OR MORE REBOUNDS IN A GAME:

13 by Ashtin Chastain, 12 by Michael Steadman, 12 by Craig LeCesne vs. Air Force, Jan. 26, 2019

SAN JOSÉ STATE HAD FIVE OR MORE PLAYERS WITH 10 OR MORE POINTS IN A GAME:

26 by Tibet Görener, 16 by Latrell Davis, 14 by Alvaro Cardenas, 13 by Trey Andreson, 12 by Myron Amey Jr., 11 by William Humer vs. Bethesda, November 9, 2023

SAN JOSÉ STATE HAD TWO OR MORE PLAYERS WITH 10 OR MORE POINTS & 10 OR MORE REBOUNDS IN A GAME:

38 points and 12 rebounds by Richard Washington, 15 points and 12 rebounds by Omari Moore, vs. Fresno Pacific, Dec. 9, 2020

A SAN JOSÉ STATE PLAYER SCORE 30 OR MORE POINTS IN SUCCESSIVE GAMES:

30, vs. Nevada, on Feb. 12, 2011, and 35, vs. Montana State on Feb. 15, 2011, by Adrian Oliver.

A SAN JOSÉ STATE PLAYER SCORED 20 OR MORE POINTS AND COLLECTED 20 OR MORE REBOUNDS IN A GAME:

21 points and 20 rebounds on Jan. 7, 2012, by Wil Carter.

SAN JOSÉ STATE WON BY 30 OR MORE POINTS:

45 (117-72) vs. Bethesda, November 9, 2023

SAN JOSÉ STATE LOST BY 30 OR MORE POINTS:

41 (99-58) at #11 Arkansas, Dec. 3, 2022

SAN JOSÉ STATE WON FIVE OR MORE STRAIGHT GAMES:

5, Dec. 5, 1998 through Dec. 27, 1998

SAN JOSÉ STATE WON AN IN-SEASON TOURNAMENT:

2011 Elgin Baylor Classic in Seattle, Wash.

SAN JOSÉ STATE BEAT A NATIONALLY-RANKED TEAM:

Alabama was ranked 19th in the Associated Press poll on Dec. 27, 1996, when San José State posted a 60-59 overtime win in the Comerica Cable Car Classic.

A SPARTAN HAD A TRIPLE-DOUBLE

18 pts, 10 reb., 10 assists, by Omari Moore, vs. New Mexico, Feb. 20, 2022

2022-23 San José State Men's Basketball

17-17-17-17



Official Basketball Box Score - Final
UC Irvine at San Jose St.
 11/07/23 Provident Credit Union Event Center, San Jose, CA
 2023-24 Men's Basketball

Game Time: 7:00 PM
 Game Duration: 1:57
 Attendance: 1,821

Officials: Greg Nixon, Gerry Pollard, Tony Padilla

NO.	Name	Min	FG		3P		FT		Rebounds		Fouls		TP	AS	TO	ST	Blocks		+/-
			M-A	M-A	M-A	M-A	OR	DR	PF	FD	BS	BA							
11	Devin Tillis	26:07	4-9	0-2	4-4	1	4	5	4	2	12	2	1	1	0	0	0	-3	
15	Bent Leuchten	C 22:38	4-9	0-1	6-9	2	4	6	1	6	14	1	1	1	0	0	-2		
2	Justin Hohn	G 27:11	3-9	2-5	0-2	0	4	4	2	2	8	0	3	0	0	0	-2		
3	Pierre Crockrell II	G 22:30	2-5	0-0	0-0	0	0	0	3	0	4	5	2	0	0	1	-1		
4	Andre Henry	G 27:50	3-8	0-1	1-2	1	5	6	0	1	7	1	0	2	0	1	-8		
21	Langston Redfield	13:01	0-1	0-0	0-0	1	0	1	0	0	0	1	2	0	1	1	-8		
1	Derin Saran	17:30	3-5	0-1	2-4	0	1	1	1	4	8	0	1	1	0	0	-9		
13	Hayden Welling	02:56	0-0	0-0	0-0	0	0	0	0	0	0	0	1	0	0	0	-1		
31	Dean Keeler	12:58	2-5	0-0	3-5	0	2	2	3	4	7	1	1	0	0	0	-7		
0	Dylan Thorneer	11:58	0-2	0-0	0-0	1	1	1	0	0	0	0	1	0	0	0	-4		
43	Akiva McBirney-Griffin	04:24	1-1	0-0	0-0	0	0	0	0	1	2	0	0	0	0	0	1		
10	Ofure Ujadughele	10:57	1-1	0-0	0-0	1	3	4	0	2	0	3	1	0	0	0	-4		
Team						1	0	1			0								
Totals			23-55	2-12	16-26	7	24	31	21	19	64	11	15	7	1	3	-8		

Technical Fouls: NONE

NO.	Name	Min	FG		3P		FT		Rebounds		Fouls		TP	AS	TO	ST	Blocks		+/-
			M-A	M-A	M-A	M-A	OR	DR	PF	FD	BS	BA							
5	Tibet Gorener	F 32:33	4-8	3-4	6-6	2	3	5	0	3	17	0	4	0	1	0	1		
15	Trey Anderson	F 33:37	7-9	2-3	3-4	0	4	4	2	6	19	2	0	2	1	0	18		
4	Adrame Diongue	C 14:56	3-4	0-0	0-0	1	3	4	5	0	6	1	1	1	0	0	0		
0	Myron Amey Jr.	G 28:08	3-8	0-2	6-6	0	5	5	1	5	12	1	2	2	0	0	8		
13	Alvaro Cardenas	G 35:15	4-11	1-4	2-3	1	1	2	3	4	11	7	2	2	0	1	5		
6	Latrell Davis	13:56	0-1	0-0	0-2	1	2	3	1	0	1	1	0	0	0	0	3		
21	William Humer	25:04	2-8	1-7	2-2	0	4	4	2	2	7	1	3	0	0	0	8		
2	Rickey Mitchell Jr.	03:40	0-1	0-1	0-0	0	0	0	0	0	0	0	1	0	0	0	1		
25	Ryen Perry	12:51	0-0	0-0	0-0	0	2	2	1	0	0	0	0	0	1	0	-4		
Team						0	1	1			0								
Totals			23-50	7-21	19-23	5	25	30	19	21	72	13	15	7	3	1	8		

Technical Fouls: NONE

UCI	SJSU	Points from Turnovers	UCI	SJSU	Period by Period Scoring		
					1st	2nd	TOT
3 (1 st 19:31)	13 (2 nd 12:12)	13	13	24	40	64	
7 (2 nd 10:01)	9 (2 nd 12:12)	38	24	24	48	72	
5	9	2	2				
4	10	10	10				
02:10	33:43	19	7				



Official Basketball Box Score - Final
Bethesda (CA) at San Jose St.
 11/09/23 Provident Credit Union Event Center, San Jose, CA
 2023-24 Men's Basketball

Game Time: 6:00 PM
 Game Duration: 1:41
 Attendance: 1,484

Officials: Verne Harris, Michael Greenstein, Doug Sturdivan

NO.	Name	Min	FG		3P		FT		Rebounds		Fouls		TP	AS	TO	ST	Blocks		+/-
			M-A	M-A	M-A	M-A	OR	DR	PF	FD	BS	BA							
0	Stephen Perry	G 27:55	5-11	3-7	2-2	0	1	1	2	4	15	1	3	0	0	0	-26		
1	Jonathan Joseph	G 21:51	2-4	1-1	5-6	0	0	0	3	2	10	1	0	1	0	2	-20		
10	Jonathan Ieleji	G 36:18	11-23	3-9	6-8	0	3	3	1	5	31	0	2	5	0	1	-37		
23	Michael Henry	G 20:09	2-7	0-2	0-0	0	2	2	5	2	4	0	3	0	0	2	-21		
24	Selah Robins	G 29:16	1-4	0-0	0-0	1	5	6	2	0	2	0	1	0	0	0	-28		
4	Amare Chapel	12:37	2-4	1-3	0-0	0	1	1	1	0	5	1	1	0	0	0	-18		
21	Akzone Wright	24:19	0-2	0-1	0-0	0	4	4	3	0	0	1	1	2	0	0	-31		
15	Kizhnie Blunt	02:59	0-0	0-0	0-0	0	1	1	1	0	0	0	1	0	0	0	-3		
33	Jayland Reed	11:27	1-4	1-3	0-0	0	1	1	1	0	3	0	1	0	0	0	-16		
32	Timmy Yee	09:27	0-0	0-0	0-0	1	0	1	0	0	1	2	0	0	0	0	-17		
13	Michael Plumley	03:42	1-2	0-0	0-0	0	0	0	0	0	2	0	0	0	0	0	-8		
Team						1	3	4			0								
Totals			25-61	9-26	13-16	3	21	24	21	14	72	5	15	8	0	5	-45		

Technical Fouls: Coach 1st 3:40

NO.	Name	Min	FG		3P		FT		Rebounds		Fouls		TP	AS	TO	ST	Blocks		+/-
			M-A	M-A	M-A	M-A	OR	DR	PF	FD	BS	BA							
5	Tibet Gorener	F 25:24	11-15	4-5	0-1	3	6	9	2	2	26	0	1	1	0	0	27		
15	Trey Anderson	F 18:08	5-10	2-5	1-1	2	5	7	3	1	13	1	1	0	0	0	27		
4	Adrame Diongue	C 19:55	2-4	0-0	0-0	0	5	6	1	1	4	2	4	1	3	0	21		
0	Myron Amey Jr.	G 24:22	4-9	2-7	2-3	0	5	5	0	3	12	4	1	2	2	0	26		
13	Alvaro Cardenas	G 28:21	5-9	0-1	4-5	0	2	2	3	3	14	8	3	0	0	0	26		
21	William Humer	13:58	4-6	0-2	3-3	1	1	2	1	2	11	4	0	0	0	0	12		
25	Ryen Perry	14:52	1-1	0-0	0-1	1	1	0	2	2	3	2	1	0	0	0	12		
6	Latrell Davis	20:10	4-7	0-2	8-10	2	1	3	2	6	16	3	2	2	0	0	20		
2	Rickey Mitchell Jr.	13:58	3-5	1-3	0-0	1	1	2	0	2	7	1	0	2	0	0	17		
7	Pasha Goodarzi	11:03	1-4	1-4	0-0	0	2	2	1	0	3	2	0	0	0	0	17		
20	Christian Wise	06:07	3-4	0-0	0-0	1	2	0	0	0	6	0	0	0	0	0	14		
24	Bennett Blackerby	03:42	1-1	1-1	0-0	0	0	0	0	0	3	0	0	0	0	0	8		
Team						0	2	2			0								
Totals			44-75	11-30	18-24	15	33	48	14	20	117	28	14	9	5	0	45		

Technical Fouls: NONE

BETH	SJSU	Points from Turnovers	BETH	SJSU	Period by Period Scoring		
					1st	2nd	TOT
0 (1 st 20:00)	45 (2 nd 0:05)	13	24	47	25	72	
5 (1 st 10:14)	19 (2 nd 16:21)	28	66	56	61	117	
0	0	5	17				
0	0	7	20				
00:00	39:47	10	48				



Official Basketball Box Score - Final
San Jose St. at Texas Tech
 11/12/23 United Supermarkets Arena, Lubbock
 2023-24 Men's Basketball

Game Time: 1:00 PM
 Game Duration: 1:55
 Attendance: 10,443

Officials: Darron George, Chris Pacsi, James Duke

NO.	Name	Min	FG		3P		FT		Rebounds		Fouls		TP	AS	TO	ST	Blocks		+/-
			M-A	M-A	M-A	M-A	OR	DR	PF	FD	BS	BA							
5	Tibet Gorener	F 36:50	0-7	0-4	0-0	0	3	0	3	1	0	0	3	1	1	2	-12		
15	Trey Anderson	F 35:41	4-9	1-5	0-2	3	2	5	2	2	9	0	1	0	1	0	-15		
4	Adrame Diongue	C 20:27	3-3	0-0	1-2	3	3	6	5	4	7	1	4	0	2	0	1		
0	Myron Amey Jr.	G 23:30	2-11	0-4	1-2	0	2	2	1	1	5	0	0	0	2	0	-10		
13	Alvaro Cardenas	G 34:46	6-15	2-7	0-0	2	2	3	0	14	4	4	1	1	0	0	-6		
6	Latrell Davis	08:44	1-2	1-2	0-0	1	0	1	0	3	0	2	0	0	0	0	-6		
21	William Humer	19:34	1-3	0-2	0-0	0	3	3	2	2	2	0	1	0	0	0	-15		
2	Rickey Mitchell Jr.	04:39	0-0	0-0	0-0	0	0	0	0	0	0	0	0	0	0	0	2		
25	Ryen Perry	15:51	1-3	0-1	0-0	0	5	5	1	0	2	1	1	0	0	0	-1		
Team						0	1	1	</										

2022-23 San José State Men's Basketball

18-18-18-18



Official Basketball Box Score - Final
Norfolk St. at San Jose St.
 11/18/23 UVI Sports and Fitness Center, Charlotte Amalie West
 2023-24 Men's Basketball

Game Time: 3:15 PM
 Game Duration: 2:00

Officials: Ben Stirt, Bobby Lineberger, Devyn Page

Norfolk St. - 53		Record: 3-2												
NO.	Name	Min	FG	3P	FT	Rebounds	Fouls	TP	AS	TO	ST	Blocks	+/-	
			M-A	M-A	M-A	OR DR TOT	PF FD					BS BA		
7	Kuluel Mading	F 28:32	4-10	0-2	1-4	0 1 1	3 3	9	0	1	0	3	1	-17
50	Nyzaiah Chambers	F 25:48	4-9	0-1	1-7	3 2 5	1 5	9	1	3	2	0	0	-16
0	Christian Ings	G 13:31	2-4	0-1	0-0	0 0 0	2 0	4	2	1	0	0	0	-15
9	Allen Bertrand	G 23:60	3-7	0-0	1-2	1 2 3	1 5	7	1	1	0	0	1	-25
11	Jaylani Darden	G 22:16	1-6	0-2	4-4	0 5 5	1 2	6	0	2	0	0	1	-9
5	Tyrese Jenkins	17:19	0-2	0-2	0-0	1 3 4	3 0	0	0	1	1	0	0	-15
13	Daryl Anderson	19:52	1-2	1-2	0-0	2 2 2	2 0	3	0	0	2	0	0	3
8	Tyrel Bladen	05:33	0-3	0-0	0-0	1 0 1	0 0	0	0	0	0	1	1	-3
6	Jamari Thomas	24:41	5-9	1-3	4-4	0 3 3	2 3	15	3	2	0	0	0	-8
42	Chris Fields Jr.	08:39	0-2	0-1	0-0	1 2 3	3 0	0	1	0	0	0	1	-5
2	Terrance Jones	08:01	0-1	0-1	0-0	0 0 0	0 0	0	0	0	0	0	0	-9
3	Gilbert Brown	01:48	0-1	0-0	0-0	0 0 0	1 0	0	0	0	0	0	0	-1
Team						3 1 4	0	0						
Totals			20-56	2-15	11-21	10 21 31	19 18	53	8	11	5	4	5	-24

Shooting By Period	
1st FG%	10-30 33.3%
3PT%	1-8 12.5%
FT%	3-8 37.5%
2nd FG%	10-26 38.5%
3PT%	1-7 14.3%
FT%	8-13 61.5%
GM FG%	20-56 35.7%
3PT%	2-15 13.3%
FT%	11-21 52.4%

Dead Ball Rebounds: 4, 0

San Jose St. - 77		Record: 3-2												
NO.	Name	Min	FG	3P	FT	Rebounds	Fouls	TP	AS	TO	ST	Blocks	+/-	
			M-A	M-A	M-A	OR DR TOT	PF FD					BS BA		
5	Tibet Gorener	F 30:01	5-11	3-8	1-2	1 6 7	2 6	14	2	1	0	0	0	27
15	Trey Anderson	F 32:14	6-9	4-7	0-0	1 9 10	4 0	16	1	1	1	0	0	22
4	Adrame Diongue	C 18:42	2-2	0-0	2-2	1 5 6	3 2	6	0	3	0	3	0	18
0	Myron Amey Jr.	G 25:28	5-10	4-8	1-2	0 1 1	2 1	15	5	3	1	0	0	20
13	Alvaro Cardenas	G 30:17	2-7	1-4	2-3	1 2 3	3 1	7	5	0	0	1	2	20
21	William Humer	08:22	0-0	0-0	0-0	0 1 1	1 4	0	0	1	1	0	0	6
23	Diogo Seixas	13:32	0-0	0-0	0-0	0 1 1	2 0	0	3	1	0	0	0	-2
6	Latrell Davis	18:18	1-5	0-1	5-6	0 2 2	0 5	7	0	0	0	0	0	9
25	Ryen Perry	12:18	1-2	1-1	0-0	0 2 2	0 0	3	0	1	0	0	0	1
2	Rickey Mitchell Jr.	03:01	1-1	1-1	0-0	0 0 0	1 0	3	1	2	0	0	0	-1
7	Pasha Goodarzi	02:53	1-1	1-1	0-0	0 0 0	0 0	3	0	0	0	0	0	-1
20	Christian Wise	02:27	0-0	0-0	0-0	0 2 2	0 0	0	0	1	0	1	0	1
24	Bennett Blackerby	02:27	1-1	1-1	0-0	0 0 0	0 0	3	0	0	0	0	0	1
Team						1 1 2	0	2						
Totals			25-49	16-32	11-15	5 32 37	18 19	77	17	16	3	5	4	24

Shooting By Period	
1st FG%	12-24 50.0%
3PT%	8-16 50.0%
FT%	7-10 70%
2nd FG%	13-25 52.0%
3PT%	8-16 50.0%
FT%	4-5 80%
GM FG%	25-49 51.0%
3PT%	16-32 50.0%
FT%	11-15 73.3%

Dead Ball Rebounds: 2, 0

NSU		SJSU		Points from Turnovers		NSU		SJSU		Period by Period Scoring		
Biggest lead	0 (1st 20:00)	26 (2nd 2:18)	Turnovers	8	11	1st	2nd	TOT	NSU	24	29	53
Best Scoring Run	11 (1st 3:40)	11 (1st 0:56)	Paint	30	16	SJSU	39	38	77			
Lead Changes	0	0	Second Chance	3	12							
Times Tied	0	0	Fast Breaks	20	16							
Time with Lead	00:00	38:25	Bench	18	19							

Game Notes: 2023 U.S. Virgin Islands Paradise Jam Basketball Tournament. Presented by Basketball Travelers.



Official Basketball Box Score - Final
San Jose St. at Hampton
 11/20/23 UVI Sports and Fitness Center, Charlotte Amalie West
 2023-24 Men's Basketball

Game Time: 3:45 PM
 Game Duration: 1:54
 Attendance: 376

Officials: JP Primm, Ben Stirt, Devyn Page

San Jose St. - 71		Record: 4-2												
NO.	Name	Min	FG	3P	FT	Rebounds	Fouls	TP	AS	TO	ST	Blocks	+/-	
			M-A	M-A	M-A	OR DR TOT	PF FD					BS BA		
5	Tibet Gorener	F 37:18	6-14	3-8	0-1	0 1 1	1 2	15	0	0	0	0	1	26
15	Trey Anderson	F 34:30	5-10	2-4	0-0	3 1 4	3 1	12	4	0	1	3	0	12
4	Adrame Diongue	C 29:04	3-3	0-0	3-6	2 7 9	1 4	9	0	3	1	1	0	21
0	Myron Amey Jr.	G 34:02	5-13	1-5	1-3	3 2 5	1 2	12	4	1	3	0	0	24
13	Alvaro Cardenas	G 40:00	9-16	4-8	1-2	2 2 4	2 2	23	1	3	2	0	0	19
6	Latrell Davis	05:21	0-1	0-0	0-0	0 0 0	0 0	0	0	0	0	0	0	-14
21	William Humer	01:14	0-0	0-0	0-0	0 0 0	0 0	0	0	1	0	0	0	-4
23	Diogo Seixas	09:42	0-1	0-1	0-0	0 1 1	3 0	0	1	2	0	0	0	2
25	Ryen Perry	08:49	0-1	0-1	0-0	0 2 2	1 0	0	0	1	0	0	0	9
Team						1 2 3	0	1						
Totals			28-59	10-27	5-12	11 18 29	13 11	71	10	10	4	1	19	

Shooting By Period	
1st FG%	11-28 39.3%
3PT%	4-14 28.6%
FT%	3-6 50%
2nd FG%	17-31 54.8%
3PT%	6-13 46.2%
FT%	2-6 33.3%
GM FG%	28-59 47.5%
3PT%	10-27 37.0%
FT%	5-12 41.7%

Dead Ball Rebounds: 2, 0

Hampton - 52		Record: 2-4												
NO.	Name	Min	FG	3P	FT	Rebounds	Fouls	TP	AS	TO	ST	Blocks	+/-	
			M-A	M-A	M-A	OR DR TOT	PF FD					BS BA		
3	Kyrese Mullen	F 35:39	2-11	1-7	2-2	1 3 4	4 5	7	0	5	1	0	2	-23
4	Joshua Lusane	F 25:51	6-7	1-1	4-4	2 5 7	3 3	17	1	3	0	0	0	-12
0	Tedrick Wilcox Jr.	G 32:06	4-7	1-4	2-2	0 6 6	1 3	11	2	4	2	0	0	-21
1	Tristan Maxwell	G 30:28	1-9	0-2	0-0	0 2 2	1 0	2	3	4	0	0	0	-25
11	Amir Nesbitt	G 30:32	1-3	1-3	0-0	0 0 0	1 0	3	3	0	0	0	0	-25
5	Donovan Raymond	04:15	0-1	0-0	0-0	1 0 1	0 0	0	0	0	0	0	0	-7
21	Ja'Von Benson	08:53	2-2	0-0	2-2	0 2 2	1 1	6	0	0	1	0	0	2
24	Ford Cooper Jr.	17:24	2-4	0-1	0-0	1 1 2	0 0	4	0	2	0	0	0	8
15	Jerry Deng	06:38	1-3	0-1	0-0	2 3 5	0 0	2	0	3	0	0	0	2
23	Daniel Banister	08:14	0-2	0-1	0-0	0 0 0	0 1	0	0	1	0	0	0	2
Team						3 3 6	0	0						
Totals			19-49	4-20	10-10	10 25 35	11 13	52	9	22	3	1	4	-19

Shooting By Period	
1st FG%	12-27 44.4%
3PT%	3-11 27.3%
FT%	6-6 100%
2nd FG%	7-22 31.8%
3PT%	1-9 11.1%
FT%	4-4 100%
GM FG%	19-49 38.8%
3PT%	4-20 20.0%
FT%	10-10 100.0%

Dead Ball Rebounds: 2, 0

SJSU		HAMP		Points from Turnovers		SJSU		HAMP		Period by Period Scoring		
Biggest lead	19 (2nd 1:24)	6 (1st 0:50)	Turnovers	22	13	1st	2nd	TOT	SJSU	29	42	71
Best Scoring Run	12 (2nd 15:02)	14 (1st 9:00)	Paint	34	26	SJSU	33	19	52			
Lead Changes	4	4	Second Chance	11	9							
Times Tied	3	3	Fast Breaks	6	4							
Time with Lead	27:30	09:58	Bench	0	12							



*Returning to action in 2023-24 after playing just nine games before an injury sidelined him for the rest of the season

* Named to the All-Tournament team at Paradise Jam, leading the tournament with 14 assists and 16.0 points, 4.67 assists and 2.0 steals per game.

*Season-best 21 points against Abilene Christian

*Scored 12 points and grabbed five rebounds in each of the first two games

*One of six double-figure scorers in the win over Bethesda

*One of four scorers in double-figures in the win over UC Irvine

*6-for-6 from the free throw line against UC Irvine

*Two blocks against Bethesda and at Texas Tech

* Season-high four threes against Norfolk State

* Season-high three steals against Hampton

Season Highs.....	Career Highs
21, vs. Abilene Christian, 11/17	Points..... 32, Bethesda, 1/8/22
9, vs. Abilene Christian, 11/17	FG Made 13, Bethesda, 1/8/22
17, vs. Abilene Christian, 11/17	FG Att. 21, Bethesda, 1/8/22
4, vs. Norfolk State, 11/18	3pt Made 5, Three games
7, Two games	3pt Attempted.....9, Bethesda, 1/8/22
6, vs UC Irvine, 11/7	FT Made..... 7, Two games
6, vs UC Irvine, 11/7	FT Attempted 8, Two games
5, Three games	Rebounds....12, San Diego St., 2/9/22
5, Two games	Assists5,Two games
2, Two games	Blocks..... 2, Three games
3, vs. Hampton, 11/20	Steals 4, at Air Force, 3/1/22

#0

**Myron (MJ)
Amey**
G • 6-2 • 185 • JR
Vacaville, Calif./
Scotland Prep

- 20+ Point Games (5)**
32 - vs. Bethesda, 1/8/22
24 - at Boise State, 2/5/22
23 - vs. UNLV, 1/17/22
23 - vs. San Diego St., 2/9/22
21 - vs. Abilene Christian, 11/17/23
- 10+ Rebounds (1)**
12 - vs. San Diego St., 2/9/22
- 5+ Assist Games (2)**
5- vs. Abilene Christian, 11/17/23
5- vs. Norfolk State, 11/18/23

Opponent	Date	GS	MIN	Total		3-Pointers		Free throws		Rebounds			PF	A	TO	BLK	STL	PTS	AVG		
				FG-FGA	PCT	3FG-3FGA	PCT	FT-FTA	PCT	OFF	DEF	TOT								AVG	
UC Irvine	11/07/2023	*	28:08	3-8	.375	0-2	.000	6-6	1.000	0	5	5	5.0	1	1	2	0	2	12	12.0	
Bethesda (CA)	11/09/2023	*	24:22	4-9	.444	2-7	.286	2-3	.667	0	5	5	5.0	0	4	1	2	2	12	12.0	
at Texas Tech	11/12/2023	*	23:30	2-11	.182	0-4	.000	1-2	.500	0	2	2	4.0	1	0	0	2	0	5	9.7	
vs Abilene Christian	11/17/2023	*	30:21	9-17	.529	3-7	.429	0-0	.000	1	0	1	3.3	0	5	0	0	2	21	12.5	
vs Norfolk St.	11/18/2023	*	25:28	5-10	.500	4-8	.500	1-2	.500	0	1	1	2.8	2	5	3	0	1	15	13.0	
vs Hampton	11/20/2023	*	34:02	5-13	.385	1-5	.200	1-3	.333	3	2	5	3.2	1	4	1	0	3	12	12.8	
Totals			6	165:51	28-68	.412	10-33	.303	11-16	.688	4	15	19	3.2	5	19	7	4	10	77	12.8

Player Averages

Games Played	Minutes/ game	Points/ game	FG Pct	3FG Pct	FT Pct	Rebounds/ game	Assists/ game	Turnovers/ game	Assist/Turnover ratio	Steals/ game	Blocks/ game
6	27.6	12.8	41.2	30.3	68.8	3.2	3.2	1.2	2.7	1.7	0.7

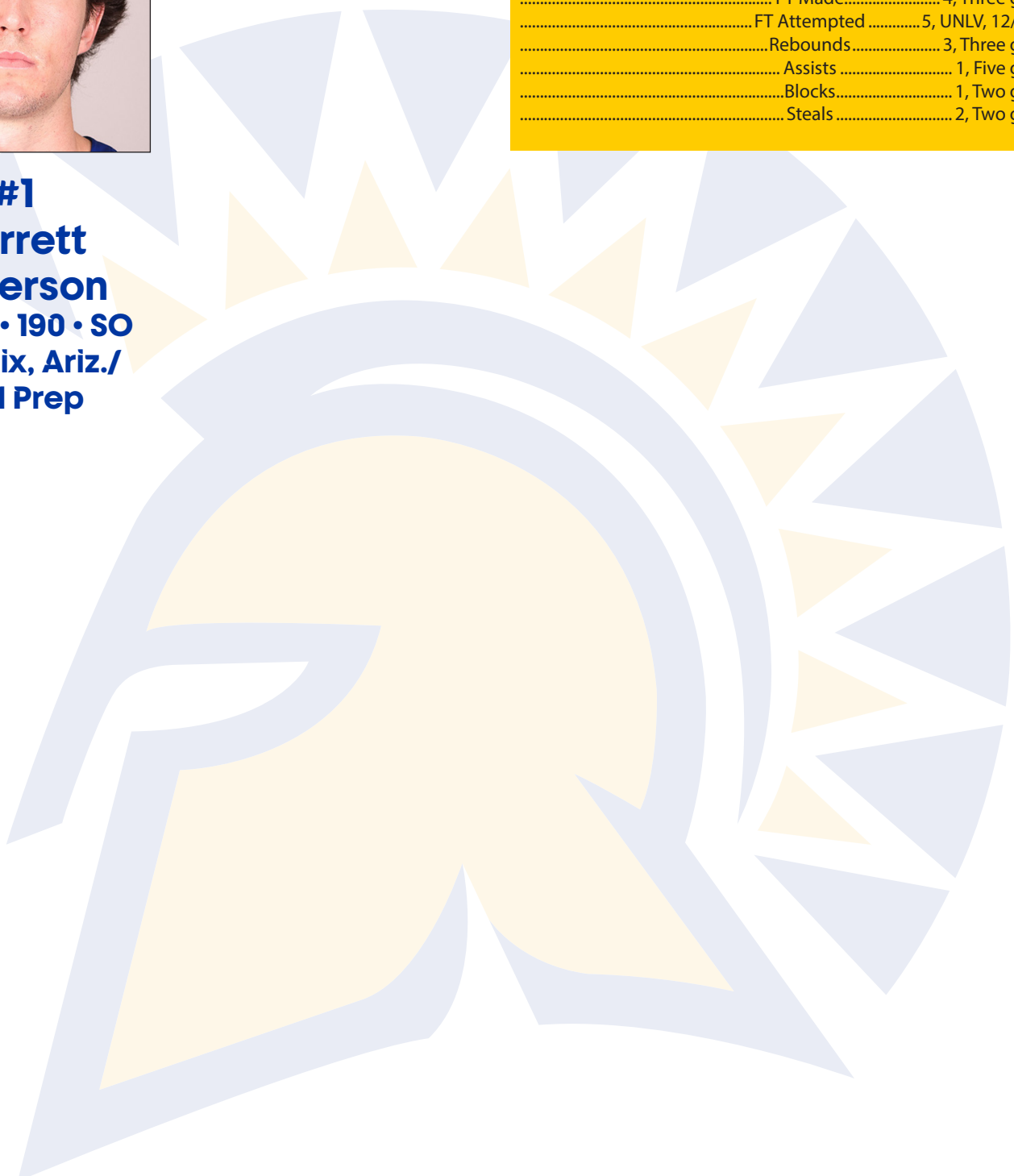
SEASON	TEAM	GP-GS	MIN/AVG	Field Goals		3-Point		F-Throws		Rebounds				Scoring						
				FG-FGA	FG%	3FG-3FGA	3FG%	FT-FTA	FT%	OFF	DEF	TOT	AVG	PF-FO	A	TO	BLK	STL	PTS	AVG
2021-22	SJSU	25-4	453/18.1	86-196	.439	32-85	.376	32-44	.727	19	54	73	2.9	22-0	21	32	3	18	236	9.4
2022-23	SJSU	9-0	117/13.0	18-48	.375	7-22	.318	7-9	.778	1	9	10	1.1	8-0	7	8	1	3	50	5.6
2023-24	SJSU	6-6	166/27.6	28-68	.412	10-33	.303	11-16	.688	4	15	19	3.2	5-0	19	7	4	10	77	12.8
TOTAL		40-10	736/18.4	132-312	.423	49-140	.350	50-69	.725	24	78	102	2.6	35-0	47	47	8	31	363	9.1



Currently out to start the season due to an injury

Season Highs.....	Career Highs
..... Points... 13, vs. Boise State, 2/25/23	
..... FG Made 3, Three games	
..... FG Att... 10, vs. Boise State, 2/25/23	
..... 3pt Made ..3, vs. Boise State, 2/25/23	
..... 3pt Att.....9, vs. Boise State, 2/25/23	
..... FT Made..... 4, Three games	
..... FT Attempted5, UNLV, 12/28/22	
..... Rebounds..... 3, Three games	
..... Assists 1, Five games	
..... Blocks..... 1, Two games	
..... Steals 2, Two games	

#1
Garrett
Anderson
G • 6-6 • 190 • SO
Phoenix, Ariz./
PHH Prep



				Field Goals		3-Point		F-Throws		Rebounds				Scoring						
SEASON	TEAM	GP-GS	MIN/AVG	FG-FGA	FG%	3FG-3FGA	3FG%	FT-FTA	FT%	OFF	DEF	TOT	AVG	PF-FO	A	TO	BLK	STL	PTS	AVG
2022-23	SJSU	30-0	269/9.0	26-83	.313	14-48	.292	18-22	.818	7	23	30	1.0	19-0	5	9	2	8	84	2.8
TOTAL		30-0	269/9.0	26-83	.313	14-48	.292	18-22	.818	7	23	30	1.0	19-0	5	9	2	8	84	2.8



- *Made his collegiate debut against UC Irvine
- *Scored seven points in the win over Bethesda
- *Two rebounds, two steals and an assist against Bethesda
- *Knocked down a three-pointer against Norfolk State

Season Highs.....Career Highs
 7, vs. Bethesda, 11/9Points..... 7, vs. Bethesda, 11/9/23
 3, vs. Bethesda, 11/9FG Made..... 3, vs. Bethesda, 11/9/23
 5, vs. Bethesda, 11/9FG Attempted .5, vs. Bethesda, 11/9/23
 1, Two games 3pt Made 1, Two games
 3, vs. Bethesda, 11/9 3pt Attempted 3, vs. Bethesda, 11/9/23
 FT Made.....
 FT Att.....
 2, vs. Bethesda, 11/9Rebounds..... 2, vs. Bethesda, 11/9/23
 1, Two games Assists 1, vs. Two games
Blocks.....
 2, vs. Bethesda, 11/9 Steals 2, vs. Bethesda, 11/9/23

#2
Rickey Mitchell Jr.
G • 6-4 • 172 • FR
Aurora, Colo./ Smoky Hill HS

Opponent	Date	GS	MIN	Total		3-Pointers		Free throws		Rebounds				PF A TO BLK STL PTS AVG							
				FG-FGA	PCT	3FG-3FGA	PCT	FT-FTA	PCT	OFF	DEF	TOT	AVG	PF	A	TO	BLK	STL	PTS	AVG	
UC Irvine	11/07/2023		03:40	0-1	.000	0-1	.000	0-0	.000	0	0	0	0.0	2	0	1	0	0	0	0	0.0
Bethesda (CA)	11/09/2023		13:58	3-5	.600	1-3	.333	0-0	.000	1	1	2	1.0	2	1	0	0	2	7	3.5	
at Texas Tech	11/12/2023		04:39	0-0	.000	0-0	.000	0-0	.000	0	0	0	0.7	0	0	0	0	0	0	0	2.3
vs Norfolk St.	11/18/2023		03:01	1-1	1.000	1-1	1.000	0-0	.000	0	0	0	0.5	1	1	2	0	0	3	2.5	
Totals		0	25:18	4-7	.571	2-5	.400	0-0	.000	1	1	2	0.5	5	2	3	0	2	10	2.5	

Player Averages

Games Played	Minutes/game	Points/game	FG Pct	3FG Pct	FT Pct	Rebounds/game	Assists/game	Turnovers/game	Assist/Turnover ratio	Steals/game	Blocks/game
4	6.3	2.5	57.1	40.0	0.0	0.5	0.5	0.8	0.7	0.5	0.0

				Field Goals		3-Point		F-Throws		Rebounds				Scoring						
SEASON	TEAM	GP-GS	MIN/AVG	FG-FGA	FG%	3FG-3FGA	3FG%	FT-FTA	FT%	OFF	DEF	TOT	AVG	PF-FO	A	TO	BLK	STL	PTS	AVG
2023-24	SJSU	4-0	25/6.3	4-7	.571	2-5	.400	0-0	.000	1	1	2	0.5	5-0	2	3	0	2	10	2.5
TOTAL		4-0	25/6.3	4-7	.571	2-5	.400	0-0	.000	1	1	2	0.5	5-0	2	3	0	2	10	2.5



*Made his San José State debut against UC Irvine

*Seven points at Texas Tech and six points, all dunks, against UC Irvine

*Grabbed a team-best 11 rebounds in the win over Bethesda

*Added nine rebounds versus Abilene Christian

*Three blocks and two assists against Bethesda

*Two blocks at Texas Tech

*One steal in the first two games

*Three blocks against Norfolk State

*Near double-double against Hampton with nine points and nine rebounds

#4
Adrame
Diongue
C • 7-0 • 190 • SO
Dakar, Senegal/
Washington State

10+ Rebound Games (1)
11 - vs. Bethesda, 11/9/23

3+ Block Games (3)
 3 - UCLA, 12/30/22
 3 - Arizona, 1/26/23
3 - Bethesda, 11/9/23
3 - Norfolk State, 11/18/23

Season Highs.....	Career Highs
7, at Texas Tech, 11/12.....	Points.....7, at Texas Tech, 11/12/23
3, Three games	FG Made..... 3, Three games
4, Two games	FG Att..... 4, Three games
.....	3pt Made
.....	3pt Att...1, at Prairie View, 11/15/22
3, vs. Hampton, 11/20	FT Made...4, at Prairie View, 11/15/22
5, vs. Abilene Christian, 11/17	FT Att....6, at Prairie View, 11/15/22
11, vs. Bethesda, 11/9.....	Rebounds...11, vs. Bethesda, 11/9/23
2, Two games	Assists
3, Two games	Blocks..... 3, Four games
1, Three games	Steals

Opponent	Date	GS	MIN	Total		3-Pointers		Free throws		Rebounds				PF	A	TO	BLK	STL	PTS	AVG	
				FG-FGA	PCT	3FG-3FGA	PCT	FT-FTA	PCT	OFF	DEF	TOT	AVG								
UC Irvine	11/07/2023	*	14:56	3-4	.750	0-0	.000	0-0	.000	1	3	4	4.0	5	1	1	0	1	6	6.0	
Bethesda (CA)	11/09/2023	*	19:55	2-4	.500	0-0	.000	0-0	.000	5	6	11	7.5	1	4	3	1	4	5.0		
at Texas Tech	11/12/2023	*	20:27	3-3	1.000	0-0	.000	1-2	.500	3	3	6	7.0	5	1	4	2	0	7	5.7	
vs Abilene Christian	11/17/2023	*	23:13	2-2	1.000	0-0	.000	1-5	.200	2	7	9	7.5	4	2	2	1	0	5	5.5	
vs Norfolk St.	11/18/2023	*	18:42	2-2	1.000	0-0	.000	2-2	1.000	1	5	6	7.2	3	0	3	3	0	6	5.6	
vs Hampton	11/20/2023	*	29:04	3-3	1.000	0-0	.000	3-6	.500	2	7	9	7.5	1	0	3	1	1	9	6.2	
Totals			6	126:17	15-18	.833	0-0	.000	7-15	.467	14	31	45	7.5	19	6	17	10	3	37	6.2

Player Averages

Games Played	Minutes/game	Points/game	FG Pct	3FG Pct	FT Pct	Rebounds/game	Assists/game	Turnovers/game	Assist/Turnover ratio	Steals/game	Blocks/game
6	21.0	6.2	83.3	0.0	46.7	7.5	1.0	2.8	0.4	0.5	1.7

				Field Goals		3-Point		F-Throws		Rebounds				Scoring						
SEASON	TEAM	GP-GS	MIN/AVG	FG-FGA	FG%	3FG-3FGA	3FG%	FT-FTA	FT%	OFF	DEF	TOT	AVG	PF-FO	A	TO	BLK	STL	PTS	AVG
2022-23	WSU	23-0	146/6.4	10-19	.526	0-1	.000	10-17	.588	18	24	42	1.8	32-0	4	15	12	6	30	1.3
2023-24	SJSU	6-6	126/21.0	15-18	.833	0-0	.000	7-15	.467	14	31	45	7.5	19-2	6	17	10	3	37	6.2
TOTAL FOR SJSU		6-6	126/21.0	15-18	.833	0-0	.000	7-15	.467	14	31	45	7.5	19-2	6	17	10	3	37	6.2
TOTAL		29-6	272/9.4	25-37	.676	0-1	.000	17-32	.531	32	55	87	3.0	51-2	10	32	22	9	67	2.3



#5
Tibet
Gorener
F • 6-9 • 200 • JR
Istanbul, Turkey/
Arizona

20+ Point Games (3)
26 - vs. Bethesda, 11/9/23
23 - vs. Bethesda, 1/8/22
20 - at Utah State, 1/21/23

*Fourth all-time in three-point field goals attempted with 372

*Scored in double figures in five of the six games this season

*Career-high 26 points to lead the Spartans in a win over Bethesda

*Second in scoring in the win over UC Irvine with 17 points and against Abilene Christian with 15 points

*Perfect from the free throw line (6-6) against UC Irvine

*Nine rebounds against Bethesda, seven versus Abilene Christian and five versus UC Irvine

*One block against UC Irvine and at Texas Tech

*Two steals versus Abilene Christian

*Scored 14 or more points in every game at Paradise Jam

Season Highs.....Career Highs
 26, vs. Bethesda, 11/9.....Points.....26, vs. Bethesda, 11/9/23
 11, vs. Bethesda, 11/9.....FG Made11, vs. Bethesda, 11/9/23
 15, vs. Bethesda, 11/9.....FG Att.....15, vs. Bethesda, 11/9/23
 4, vs. Bethesda, 11/9.....3pt Made6, at Utah State, 1/21/23
 9, vs. Abilene Christian, 11/17.....3pt Att.....12, at Nevada, 2/21/23
 6, vs. UC Irvine, 11/7.....FT Made.....6, vs. UC Irvine, 11/7
 6, vs. UC Irvine, 11/7.....FT Attempted.....6, vs. UC Irvine, 11/7
 9, vs. Bethesda, 11/9.....Rebounds.....9, Three games
 1, vs. Abilene Christian, 11/17.....Assists.....3, Three games
 1, Two games.....Blocks.....2, Two games
 2, vs. Abilene Christian, 11/17.....Steals.....2, Five games

Opponent	Date	GS	MIN	Total		3-Pointers		Free throws		Rebounds				PF	A	TO	BLK	STL	PTS	AVG	
				FG-FGA	PCT	3FG-3FGA	PCT	FT-FTA	PCT	OFF	DEF	TOT	AVG								
UC Irvine	11/07/2023	*	32:33	4-8	.500	3-4	.750	6-6	1.000	2	3	5	5.0	0	0	4	1	0	17	17.0	
Bethesda (CA)	11/09/2023	*	25:24	11-15	.733	4-5	.800	0-1	.000	3	6	9	7.0	2	0	1	0	1	26	21.5	
at Texas Tech	11/12/2023	*	36:50	0-7	.000	0-4	.000	0-0	.000	3	0	3	5.7	1	0	3	1	1	0	14.3	
vs Abilene Christian	11/17/2023	*	37:56	4-13	.308	3-9	.333	4-4	1.000	0	7	7	6.0	2	1	1	0	2	15	14.5	
vs Norfolk St.	11/18/2023	*	30:01	5-11	.455	3-8	.375	1-2	.500	1	6	7	6.2	2	2	1	0	0	14	14.4	
vs Hampton	11/20/2023	*	37:18	6-14	.429	3-8	.375	0-1	.000	0	1	1	5.3	1	0	0	0	0	15	14.5	
Totals			6	200:02	30-68	.441	16-38	.421	11-14	.786	9	23	32	5.3	8	3	10	2	4	87	14.5

Player Averages

Games Played	Minutes/game	Points/game	FG Pct	3FG Pct	FT Pct	Rebounds/game	Assists/game	Turnovers/game	Assist/Turnover ratio	Steals/game	Blocks/game
6	33.3	14.5	44.1	42.1	78.6	5.3	0.5	1.7	0.3	0.7	0.3

SEASON	TEAM	GP-GS	MIN/AVG	Field Goals		3-Point		F-Throws		Rebounds				Scoring						
				FG-FGA	FG%	3FG-3FGA	3FG%	FT-FTA	FT%	OFF	DEF	TOT	AVG	PF-FO	A	TO	BLK	STL	PTS	AVG
2020-21	UA	8-0	30/3.7	3-9	.333	3-9	.333	0-0	.000	0	6	6	0.8	4-0	1	3	0	0	9	1.1
2021-22	SJSU	30-23	810/27.0	78-221	.353	54-171	.316	18-29	.621	10	86	96	3.2	48-0	26	26	4	14	228	7.6
2022-23	SJSU	34-0	692/20.4	74-210	.352	54-163	.331	12-20	.600	16	56	72	2.1	41-0	20	20	7	11	214	6.3
2023-24	SJSU	6-6	200/33.3	30-68	.441	16-38	.421	11-14	.786	9	23	32	5.3	8-0	3	10	2	4	87	14.5
TOTAL FOR SJSU	70-29	1702/24.3	182-499	.365	124-372	.333	41-63	.651	35	165	200	2.9	97-0	49	56	13	29	529	7.6	
TOTAL	78-29	1731/22.2	185-508	.364	127-381	.333	41-63	.651	35	171	206	2.6	101-0	50	59	13	29	538	6.9	



*Made his San José State debut against UC Irvine

*Season-high 16 points against Bethesda where he was 8-for-10 from the free throw line

*Grabbed three rebounds in the first two games

*Dished out three assists and grabbed two steals against Bethesda

Season Highs	Career Highs
16, vs. Bethesda, 11/9	Points..... 16, vs. Bethesda, 11/9/23
4, vs. Bethesda, 11/9	FG Made 4, vs. Bethesda, 11/9/23
7, vs. Bethesda, 11/9	FG Attempted.. 7, vs. Bethesda, 11/9/23
1, at Texas Tech, 11/12	3pt Made .. 1, at Texas Tech, 11/12/23
2, Two games	3pt Attempted 2, Two games
8, vs. Bethesda, 11/9	FT Made..... 8, vs. Bethesda, 11/9/23
10, vs. Bethesda, 11/9	FT Att..... 10, vs. Bethesda, 11/9/23
3, Two games	Rebounds..... 3, Two games
3, vs. Bethesda, 11/9	Assists 3, vs. Bethesda, 11/9/23
	Blocks.....
2, vs. Bethesda, 11/9	Steals 2, vs. Bethesda, 11/9/23

#6
Latrell
Davis
G • 6-2 • 195 • FR
Leeds,
Great Britain/
First Baptist
Academy (Fla.)

Opponent	Date	GS	MIN	Total		3-Pointers		Free throws		Rebounds				PF	A	TO	BLK	STL	PTS	AVG
				FG-FGA	PCT	3FG-3FGA	PCT	FT-FTA	PCT	OFF	DEF	TOT	AVG							
UC Irvine	11/07/2023		13:56	0-1	.000	0-0	.000	0-2	.000	1	2	3	3.0	1	1	1	0	0	0	0.0
Bethesda (CA)	11/09/2023		20:10	4-7	.571	0-2	.000	8-10	.800	2	1	3	3.0	2	3	2	0	2	16	8.0
at Texas Tech	11/12/2023		08:44	1-2	.500	1-2	.500	0-0	.000	1	0	1	2.3	1	0	2	0	0	3	6.3
vs Abilene Christian	11/17/2023		12:14	1-2	.500	0-1	.000	1-2	.500	0	2	2	2.3	0	0	0	0	0	3	5.5
vs Norfolk St.	11/18/2023		18:18	1-5	.200	0-1	.000	5-6	.833	0	2	2	2.2	0	0	0	0	0	7	5.8
vs Hampton	11/20/2023		05:21	0-1	.000	0-0	.000	0-0	.000	0	0	0	1.8	0	0	0	0	0	4.8	
Totals		0	78:43	7-18	.389	1-6	.167	14-20	.700	4	7	11	1.8	4	4	5	0	2	29	4.8

Player Averages

Games Played	Minutes/game	Points/game	FG Pct	3FG Pct	FT Pct	Rebounds/game	Assists/game	Turnovers/game	Assist/Turnover ratio	Steals/game	Blocks/game
6	13.1	4.8	38.9	16.7	70.0	1.8	0.7	0.8	0.8	0.3	0.0

SEASON	TEAM	GP-GS	MIN/AVG	Field Goals		3-Point		F-Throws		Rebounds				Scoring						
				FG-FGA	FG%	3FG-3FGA	3FG%	FT-FTA	FT%	OFF	DEF	TOT	AVG	PF-FO	A	TO	BLK	STL	PTS	AVG
2023-24	SJSU	6-0	79/13.1	7-18	.389	1-6	.167	14-20	.700	4	7	11	1.8	4-0	4	5	0	2	29	4.8
TOTAL		6-0	79/13.1	7-18	.389	1-6	.167	14-20	.700	4	7	11	1.8	4-0	4	5	0	2	29	4.8



*Made his Spartan debut with 11 minutes played against Bethesda

*Made a three-pointer for his only points of the game

*Grabbed two rebounds and dished out two assists

* Made a three-pointer against Norfolk State

Season Highs.....Career Highs

3, Two gamesPoints..... 3,Two games

1, Two gamesFG Made..... 1,Two games

4, vs. Bethesda, 11/9FG Attempted.4, vs. Bethesda, 11/9/23

1, Two games 3pt Made 1, Two games

4, vs. Bethesda, 11/9 3pt Attempted 4, vs. Bethesda, 11/9/23

..... FT Made.....

..... FT Att.....

2, vs. Bethesda, 11/9Rebounds..... 2, vs. Bethesda, 11/9/23

2, vs. Bethesda, 11/9 Assists 2, vs. Bethesda, 11/9/23

.....Blocks.....

..... Steals

#7
Pasha
Goodarzi
G • 6-3 • 190 • FR
Los Gatos, Calif./
Valley Christian
HS

Opponent	Date	GS	MIN	Total		3-Pointers		Free throws		Rebounds				PF A TO BLK STL PTS AVG							
				FG-FGA	PCT	3FG-3FGA	PCT	FT-FTA	PCT	OFF	DEF	TOT	AVG	PF	A	TO	BLK	STL	PTS	AVG	
Bethesda (CA)	11/09/2023		11:03	1-4	.250	1-4	.250	0-0	.000	0	2	2	2.0	1	2	0	0	0	0	3	3.0
vs Norfolk St.	11/18/2023		02:53	1-1	1.000	1-1	1.000	0-0	.000	0	0	0	1.0	0	0	0	0	0	0	3	3.0
Totals		0	13:56	2-5	.400	2-5	.400	0-0	.000	0	2	2	1.0	1	2	0	0	0	0	6	3.0

Player Averages

Games Played	Minutes/game	Points/game	FG Pct	3FG Pct	FT Pct	Rebounds/game	Assists/game	Turnovers/game	Assist/Turnover ratio	Steals/game	Blocks/game
2	7.0	3.0	40.0	40.0	0.0	1.0	1.0	0.0	2.0	0.0	0.0

SEASON	TEAM	GP-GS	MIN/AVG	Field Goals		3-Point		F-Throws		Rebounds				Scoring							
				FG-FGA	FG%	3FG-3FGA	3FG%	FT-FTA	FT%	OFF	DEF	TOT	AVG	PF-FO	A	TO	BLK	STL	PTS	AVG	
2023-24	SJSU	2-0	14/7.0	2-5	.400	2-5	.400	0-0	.000	0	2	2	1.0	1-0	2	0	0	0	0	6	3.0
TOTAL		2-0	14/7.0	2-5	.400	2-5	.400	0-0	.000	0	2	2	1.0	1-0	2	0	0	0	6	3.0	




Currently out to start the season

Season Highs.....	Career Highs
.....Points.....
.....FG Made.....
.....FG Attempted.....
.....3pt Made.....
.....3pt Attempted.....
.....FT Made.....
.....FT Att.....
.....Rebounds.....
.....Assists.....
.....Blocks.....
.....Steals.....

#8

Iggy Mitchell
G • 6-2 • 200 • FR
Sydney, Australia/





- *Team Captain
- *Season-high 14 points against Bethesda and at Texas Tech
- *Scored 12 points against Abilene Christian and 11 points in the win over UC Irvine
- *Season-high eight assists versus Bethesda and seven against UC Irvine
- *Two steals against UC Irvine
- *Grabbed two rebounds in each game
- *Scored a career-high 23 points against Hampton

Season Highs.....Career Highs
 23, vs. Hampton, 11/20/23.....Points.....23, vs. Hampton, 11/20/23
 9, vs. Hampton 11/20/23.....FG Made 9, vs. Hampton 11/20/23
 15, at Texas Tech, 11/12.....FG Attempted.....16, Hofstra, 11/17/22
 2, at Texas Tech, 11/12.....3pt Made 6, Fresno State, 1/10/23
 7, at Texas Tech, 11/12.....3pt Attempted ... 11, Fresno St., 1/10/23
 4, vs. Bethesda, 11/9.....FT Made..... 5, Two games
 5, vs. Bethesda, 11/9.....FT Att.. 7, at Colorado St., 12/31/22
 3, vs. Norfolk State 11/18.....Rebounds.....8, Bethesda, 1/8/22
 8, vs. Bethesda, 11/9.....Assists 9, Fresno State, 1/10/23
 1, Two gamesBlocks..... 1, six games
 2, vs. UC Irvine, 11/7.....Steals..... 3, Five games

#13
Alvaro
Cardenas
G • 6-1 • 180 • JR
Granada, Spain/
Get Better
Academy


- 20+ Point Games (2)**
 22 - vs. So. Indiana, 3/18/23
 20 - vs. Fresno St., 1/10/23
23 - vs. Hampton, 11/20/23
- 5+ Assists Games (16)**
 9 - vs. Fresno State, 1/10/23
8 - vs. Bethesda, 11/9/23
 7 - at Cal Baptist, 11/18/21
 7 - vs. Bethesda, 1/8/22
 7 - vs. Bethesda, 11/12/22
7 - vs. UC Irvine, 11/7/23
 6 - at New Mexico, 1/17/23
 6 - at Nevada, 2/21/23
 6 - vs. San Diego St., 3/10/23
 5 - vs. Air Force, 1/25/22
 5 - at San Diego St., 2/25/22
 5 - at Air Force, 3/1/22
 5 - vs. Hofstra, 11/17/22
 5 - vs. Oakland, 11/26/22
 5 - vs. Colorado St., 2/28/23
5 - vs. Abilene Christian, 11/17/23

Opponent	Date	GS	MIN	Total		3-Pointers		Free throws		Rebounds				PF	A	TO	BLK	STL	PTS	AVG	
				FG-FGA	PCT	3FG-3FGA	PCT	FT-FTA	PCT	OFF	DEF	TOT	AVG								
UC Irvine	11/07/2023	*	35:15	4-11	.364	1-4	.250	2-3	.667	1	1	2	2.0	3	7	2	0	2	11	11.0	
Bethesda (CA)	11/09/2023	*	28:21	5-9	.556	0-1	.000	4-5	.800	0	2	2	2.0	2	8	3	0	0	14	12.5	
at Texas Tech	11/12/2023	*	34:45	6-15	.400	2-7	.286	0-0	.000	0	2	2	2.0	3	4	4	1	1	14	13.0	
vs Abilene Christian	11/17/2023	*	32:56	5-12	.417	1-2	.500	1-1	1.000	0	2	2	2.0	4	5	3	0	0	12	12.8	
vs Norfolk St.	11/18/2023	*	30:17	2-7	.286	1-4	.250	2-3	.667	1	2	3	2.2	3	5	0	1	0	7	11.6	
vs Hampton	11/20/2023	*	40:00	9-16	.563	4-8	.500	1-2	.500	2	2	4	2.5	2	1	3	0	2	23	13.5	
Totals			6	201:34	31-70	.443	9-26	.346	10-14	.714	4	11	15	2.5	17	30	15	2	5	81	13.5

Player Averages

Games Played	Minutes/ game	Points/ game	FG Pct	3FG Pct	FT Pct	Rebounds/ game	Assists/ game	Turnovers/ game	Assist/Turnover ratio	Steals/ game	Blocks/ game
6	33.6	13.5	44.3	34.6	71.4	2.5	5.0	2.5	2.0	0.8	0.3

SEASON	TEAM	GP-GS	MIN/AVG	Field Goals		3-Point		F-Throws		Rebounds				Scoring						
				FG-FGA	FG%	3FG-3FGA	3FG%	FT-FTA	FT%	OFF	DEF	TOT	AVG	PF-FO	A	TO	BLK	STL	PTS	AVG
2021-22	SJSU	31-22	833/26.9	73-172	.424	34-90	.378	21-31	.677	9	66	75	2.4	92-3	81	59	0	29	201	6.5
2022-23	SJSU	35-35	1178/33.7	124-343	.362	55-176	.313	47-61	.770	15	84	99	2.8	77-1	120	69	4	25	350	10.0
2023-24	SJSU	6-6	202/33.6	31-70	.443	9-26	.346	10-14	.714	4	11	15	2.5	17-0	30	15	2	5	81	13.5
TOTAL		72-63	2212/30.7	228-585	.390	98-292	.336	78-106	.736	28	161	189	2.6	186-4	231	143	6	59	632	8.8



- *Team captain
- *Scored in double figures in five games
- *Led the team in scoring against UC Irvine with 19 points and was 7-for-9 from the field
- *Added 13 points against Bethesda and 11 points against Abilene Christian
- *Grabbed seven rebounds against Bethesda, six against Abilene Christian and five at Texas Tech

Season Highs.....	Career Highs
19, vs. UC Irvine, 11/7	Points..... 23, Pacific, 12/11/21
7, vs. UC Irvine, 11/7	FG Made.....8, Pacific, 12/11/21
10, Two games.....	FG Attempted..... 16, Pacific, 12/11/21
4, vs. Norfolk State, 11/18.....	3pt Made..... 5, Two games
7, vs. Norfolk State, 11/18.....	3pt Attempted.....9, Pacific, 12/11/21
3, vs. UC Irvine, 11/7	FT Made.....4, Six games
4, vs. UC Irvine, 11/7	FT Att.....8, at Fresno State, 1/11/22
10, vs. Norfolk State, 11/18.....	Rebounds... 12, at Portland, 12/17/21
4, vs. Hampton, 11/20.....	Assists..... 4, Two games
3, vs. Hampton, 11/20.....	Blocks..... 3, Two games
2, vs. UC Irvine, 11/7	Steals..... 3, vs. Nevada, 3/9/23

#15
Trey
Anderson
F • 6-7 • 206 • JR
San Diego, Calif./
South Carolina

- *Dished out two assists and had two steals against UC Irvine
- * Had a double-double 16 points and 10 rebounds against Norfolk State
- *Tied his career high of assists (four) and blocks (three) against Hampton

- 20+ Points Games (1)**
 23 - vs. Pacific, 1/21/21
- 10+ Rebound Games (2)**
 12 - at Portland, 12/17/21
 11 - at N. Colorado, 11/19/22
 10 - vs. Norfolk State, 11/18/23
- 3+ Block Games (2)**
 3 - at San Diego St., 11/18/23
3- vs. Hampton 11/20/23

Opponent	Date	GS	MIN	Total		3-Pointers		Free throws		Rebounds				PF	A	TO	BLK	STL	PTS	AVG	
				FG-FGA	PCT	3FG-3FGA	PCT	FT-FTA	PCT	OFF	DEF	TOT	AVG								
UC Irvine	11/07/2023	*	33:37	7-9	.778	2-3	.667	3-4	.750	0	4	4	4.0	2	2	0	1	2	19	19.0	
Bethesda (CA)	11/09/2023	*	18:08	5-10	.500	2-5	.400	1-1	1.000	2	5	7	5.5	3	1	1	0	0	13	16.0	
at Texas Tech	11/12/2023	*	35:41	4-9	.444	1-5	.200	0-2	.000	2	3	5	5.3	2	0	1	1	0	9	13.7	
vs Abilene Christian	11/17/2023	*	37:14	5-10	.500	1-5	.200	0-0	.000	3	3	6	5.5	4	0	0	0	0	11	13.0	
vs Norfolk St.	11/18/2023	*	32:14	6-9	.667	4-7	.571	0-0	.000	1	9	10	6.4	4	1	1	0	1	16	13.6	
vs Hampton	11/20/2023	*	34:30	5-10	.500	2-4	.500	0-0	.000	3	1	4	6.0	3	4	0	3	1	12	13.3	
Totals			6	191:24	32-57	.561	12-29	.414	4-7	.571	11	25	36	6.0	18	8	3	5	4	80	13.3

Player Averages

Games Played	Minutes/game	Points/game	FG Pct	3FG Pct	FT Pct	Rebounds/game	Assists/game	Turnovers/game	Assist/Turnover ratio	Steals/game	Blocks/game
6	31.9	13.3	56.1	41.4	57.1	6.0	1.3	0.5	2.7	0.7	0.8

SEASON	TEAM	GP-GS	MIN/AVG	Field Goals		3-Point		F-Throws		Rebounds				Scoring						
				FG-FGA	FG%	3FG-3FGA	3FG%	FT-FTA	FT%	OFF	DEF	TOT	AVG	PF-FO	A	TO	BLK	STL	PTS	AVG
2019-20	USC	8-0	22/2.8	0-7	.000	0-3	.000	2-2	1.000	0	0	0	0.0	2-0	0	0	0	1	2	0.3
2020-21	USC	13-1	93/7.2	14-23	.609	2-8	.250	3-6	.500	9	6	15	1.2	9-0	4	1	0	2	33	2.5
2021-22	SJSU	30-25	800/26.7	95-203	.468	43-95	.453	29-44	.659	33	89	122	4.1	106-6	29	36	6	8	262	8.7
2022-23	SJSU	35-35	863/24.7	68-174	.391	43-113	.381	39-45	.867	24	72	96	2.7	92-1	32	35	11	15	218	6.2
2023-24	SJSU	6-6	191/31.9	32-57	.561	12-29	.414	4-7	.571	11	25	36	6.0	18-0	8	3	5	4	80	13.3
TOTAL FOR SJSU		71-66	1854/26.1	195-434	.449	98-237	.414	72-96	.750	68	186	254	3.6	216-7	69	74	22	27	560	7.9
TOTAL		92-67	1970/21.4	209-464	.450	100-248	.403	77-104	.740	77	192	269	2.9	227-7	73	75	22	30	595	6.5



*Made his collegiate debut against Bethesda

*Scored six points against Bethesda as he was 3-for-4 from the field including a dunk

Season Highs.....Career Highs
 6, vs. Bethesda, 11/9.....Points..... 6, vs. Bethesda, 11/9/23
 3, vs. Bethesda, 11/9.....FG Made..... 3, vs. Bethesda, 11/9/23
 4, vs. Bethesda, 11/9.....FG Attempted..... 4, vs. Bethesda, 11/9/23
 3pt Made
 3pt Attempted
 FT Made.....
 FT Att.....
 2, vs. Bethesda, 11/9.....Rebounds..... 2, vs. Bethesda, 11/9/23
 Assists
Blocks.....
 Steals

#20
Christian
Wise
F • 6-6 • 205 • FR
San Francisco,
Calif./
Archbishop
Riordon HS

Opponent	Date	GS	MIN	Total		3-Pointers		Free throws		Rebounds				PF	A	TO	BLK	STL	PTS	AVG
				FG-FGA	PCT	3FG-3FGA	PCT	FT-FTA	PCT	OFF	DEF	TOT	AVG							
Bethesda (CA)	11/09/2023		06:07	3-4	.750	0-0	.000	0-0	.000	1	1	2	2.0	0	0	0	0	0	6	6.0
Totals		0	06:07	3-4	.750	0-0	.000	0-0	.000	1	1	2	2.0	0	0	0	0	0	6	6.0

Player Averages

Games Played	Minutes/game	Points/game	FG Pct	3FG Pct	FT Pct	Rebounds/game	Assists/game	Turnovers/game	Assist/Turnover ratio	Steals/game	Blocks/game
1	6.1	6.0	75.0	0.0	0.0	2.0	0.0	0.0	0.0	0.0	0.0

SEASON	TEAM	GP-GS	MIN/AVG	Field Goals		3-Point		F-Throws		Rebounds				Scoring						
				FG-FGA	FG%	3FG-3FGA	3FG%	FT-FTA	FT%	OFF	DEF	TOT	AVG	PF-FO	A	TO	BLK	STL	PTS	AVG
2023-24	SJSU	1-0	6/6.1	3-4	.750	0-0	.000	0-0	.000	1	1	2	2.0	0-0	0	0	0	0	6	6.0
TOTAL		1-0	6/6.1	3-4	.750	0-0	.000	0-0	.000	1	1	2	2.0	0-0	0	0	0	0	6	6.0



*Made his Spartan debut against UC Irvine

*One of the first off the bench for SJSU

*Scored 11 points against Bethesda and seven versus UC Irvine

*Grabbed four rebounds and dished out an assist in 25 minutes of action against UC Irvine

*4-of-6 from the field against Bethesda

#21
William Humer
F • 6-10 • 228 • SO
Sollentuna, Sweden/ McCook CC

Season Highs..... Career Highs

11, vs. Bethesda, 11/9.....Points.....11, vs. Bethesda, 11/9/23

4, vs. Bethesda, 11/9.....FG Made.....4, vs. Bethesda, 11/9/23

8, vs. UC Irvine, 11/7.....FG Attempted..8, vs. UC Irvine, 11/7/23

1, vs. UC Irvine, 11/7.....3pt Made.....1, vs. UC Irvine, 11/7/23

7, vs. UC Irvine, 11/7.....3pt Attempted..7, vs. UC Irvine, 11/7/23

3, vs. Bethesda, 11/9.....FT Made.....3, vs. Bethesda, 11/9/23

3, vs. Bethesda, 11/9.....FT Att.....3, vs. Bethesda, 11/9/23

8, vs. Abilene Christian, 11/17...Rebounds8, vs. Abilene Christian, 11/17

4, vs. Bethesda, 11/9.....Assists.....4, vs. Bethesda, 11/9/23

1, vs. Abilene Christian, 11/17.....Blocks...1, vs. Abilene Christian, 11/17

1, vs. Norfolk State, 11/18.....Steals.....1, vs. Norfolk State, 11/18

*Season-high eight rebounds against Abilene Christian

*Only blocked shot against Abilene Christian

* First steal of the season against Norfolk State

Opponent	Date	GS	MIN	Total		3-Pointers		Free throws		Rebounds				PF	A	TO	BLK	STL	PTS	AVG	
				FG-FGA	PCT	3FG-3FGA	PCT	FT-FTA	PCT	OFF	DEF	TOT	AVG								
UC Irvine	11/07/2023		25:04	2-8	.250	1-7	.143	2-2	1.000	0	4	4	4.0	4	1	3	0	0	7	7.0	
Bethesda (CA)	11/09/2023		13:58	4-6	.667	0-2	.000	3-3	1.000	1	1	2	3.0	1	4	0	0	0	11	9.0	
at Texas Tech	11/12/2023		19:33	1-3	.333	0-2	.000	0-0	.000	0	3	3	3.0	2	0	1	0	0	2	6.7	
vs Abilene Christian	11/17/2023		16:47	2-5	.400	0-1	.000	0-0	.000	3	5	8	4.3	4	0	0	1	0	4	6.0	
vs Norfolk St.	11/18/2023		08:22	0-0	.000	0-0	.000	0-0	.000	0	1	1	3.6	1	0	1	0	1	0	4.8	
vs Hampton	11/20/2023		01:14	0-0	.000	0-0	.000	0-0	.000	0	0	0	3.0	1	0	1	0	0	0	4.0	
Totals			0	84:58	9-22	.409	1-12	.083	5-5	1.000	4	14	18	3.0	13	5	6	1	1	24	4.0

Player Averages

Games Played	Minutes/ game	Points/ game	FG Pct	3FG Pct	FT Pct	Rebounds/ game	Assists/ game	Turnovers/ game	Assist/Turnover ratio	Steals/ game	Blocks/ game
6	14.2	4.0	40.9	8.3	100.0	3.0	0.8	1.0	0.8	0.2	0.2

SEASON	TEAM	GP-GS	MIN/AVG	Field Goals		3-Point		F-Throws		Rebounds				Scoring						
				FG-FGA	FG%	3FG-3FGA	3FG%	FT-FTA	FT%	OFF	DEF	TOT	AVG	PF-FO	A	TO	BLK	STL	PTS	AVG
2023-24	SJSU	6-0	85/14.2	9-22	.409	1-12	.083	5-5	1.000	4	14	18	3.0	13-0	5	6	1	1	24	4.0
TOTAL		6-0	85/14.2	9-22	.409	1-12	.083	5-5	1.000	4	14	18	3.0	13-0	5	6	1	1	24	4.0



*Key player off the bench for the Spartans in 2022-23

*Team captain

*Currently out due to injury

Season Highs	Career Highs
Points	18, vs. Air Force, 1/24/23
FG Made	9, vs. Air Force, 1/24/23
FG Att	12, vs. Air Force, 1/24/23
3pt Made	
3pt Attempted	
FT Made	5, vs. Boise State, 2/25/23
FT Att	8, vs. Boise State, 2/25/23
Rebounds	13, vs. UNLV, 12/28/22
Assists	2, Five games
Blocks	3, at Colorado St., 12/31/22
Steals	3, at New Mexico, 1/17/23

#22
Robert Vaihola
F • 6-8 • 245 • SO
San Mateo, Calif./
Fresno State

10+ Rebound Games (5)
13 - UNLV, 12/28/22
11 - Boise State, 2/28/23
10 -Bethesda, 11/12/22
10 - at New Mexico, 1/17/23
10 - Air Force, 1/24/23

SEASON	TEAM	GP-GS	MIN/AVG	Field Goals		3-Point		F-Throws		Rebounds				Scoring						
				FG-FGA	FG%	3FG-3FGA	3FG%	FT-FTA	FT%	OFF	DEF	TOT	AVG	PF-FO	A	TO	BLK	STL	PTS	AVG
2021-22	Fresno	22-0	150/6.8	13-17	.765	0-0	.000	6-17	.353	13	30	43	2.0	13-0	5	9	5	1	32	1.5
2022-23	SJSU	35-0	702/20.1	116-163	.712	0-0	.000	34-60	.567	106	122	228	6.5	66-1	19	50	20	14	266	7.6
TOTAL FOR SJSU		35-0	702/20.1	116-163	.712	0-0	.000	34-60	.567	106	122	228	6.5	66-1	19	50	20	14	266	7.6
TOTAL		57-0	853/15.0	129-180	.717	0-0	.000	40-77	.519	119	152	271	4.8	79-1	24	59	25	15	298	5.2



*Played his first game of the season against Norfolk State after recovering from an injury, dishing out three assists and grabbing one rebound

*Career-high two steals against Hampton

Season Highs.....Career Highs
Points.....
FG Made.....
 1, vs. Hampton, 11/20.....FG Attempted..... 1, vs. Hampton, 11/20
3pt Made.....
3pt Attempted.....
FT Made.....
FT Att.....
 1, Two games.....Rebounds..... 1, Two games
 3, vs. Norfolk State, 11/18.....Assists.....3, vs. Norfolk State, 11/18
Blocks.....
 2, vs. Hampton, 11/20.....Steals.....2, vs. Hampton 11/20

#23
Diogo (DJ)
Seixas
F • 6-8 • 235 • FR
Lisbon, Portugal/
212 Sports
Academy

Opponent	Date	GS	MIN	Total		3-Pointers		Free throws		Rebounds				PF	A	TO	BLK	STL	PTS	AVG
				FG-FGA	PCT	3FG-3FGA	PCT	FT-FTA	PCT	OFF	DEF	TOT	AVG							
vs Norfolk St.	11/18/2023		13:32	0-0	.000	0-0	.000	0-0	.000	0	1	1	1.0	2	3	1	0	0	0	0.0
vs Hampton	11/20/2023		09:42	0-1	.000	0-1	.000	0-0	.000	0	1	1	1.0	3	0	1	0	2	0	0.0
Totals		0	23:14	0-1	.000	0-1	.000	0-0	.000	0	2	2	1.0	5	3	2	0	2	0	0.0

Player Averages

Games Played	Minutes/game	Points/game	FG Pct	3FG Pct	FT Pct	Rebounds/game	Assists/game	Turnovers/game	Assist/Turnover ratio	Steals/game	Blocks/game
2	11.6	0.0	0.0	0.0	0.0	1.0	1.5	1.0	1.5	1.0	0.0

SEASON	TEAM	GP-GS	MIN/AVG	Field Goals		3-Point		F-Throws		Rebounds				Scoring						
				FG-FGA	FG%	3FG-3FGA	3FG%	FT-FTA	FT%	OFF	DEF	TOT	AVG	PF-FO	A	TO	BLK	STL	PTS	AVG
2023-24	SJSU	2-0	23/11.6	0-1	.000	0-1	.000	0-0	.000	0	2	2	1.0	5-0	3	2	0	2	0	0.0
TOTAL		2-0	23/11.6	0-1	.000	0-1	.000	0-0	.000	0	2	2	1.0	5-0	3	2	0	2	0	0.0



*Made his Spartan debut against Bethesda
 *Made a three-pointer versus Bethesda
 * Made a three-pointer versus Norfolk-State

Season Highs.....	Career Highs
3, Two games	Points..... 3, Two games
1, Two games	FG Made..... 1, Two games
1, Two games	FG Attempted..... 1, Two games
1, Two games	3pt Made..... 1, Two games
1, Two games	3pt Attempted..... 1, Two games
.....	FT Made.....
.....	FT Att.....
.....	Rebounds.....
.....	Assists.....
.....	Blocks.....
.....	Steals.....

#24
Bennett
Blackerby
G • 6-0 • 180 • FR
Austin, Texas/
L.C. Anderson HS

Opponent	Date	GS	MIN	Total		3-Pointers		Free throws		Rebounds				PF	A	TO	BLK	STL	PTS	AVG
				FG-FGA	PCT	3FG-3FGA	PCT	FT-FTA	PCT	OFF	DEF	TOT	AVG							
Bethesda (CA)	11/09/2023		03:42	1-1	1.000	1-1	1.000	0-0	.000	0	0	0	0.0	0	0	0	0	0	3	3.0
vs Norfolk St.	11/18/2023		02:27	1-1	1.000	1-1	1.000	0-0	.000	0	0	0	0.0	0	0	0	0	0	3	3.0
Totals		0	06:09	2-2	1.000	2-2	1.000	0-0	.000	0	0	0	0.0	0	0	0	0	0	6	3.0

Player Averages

Games Played	Minutes/game	Points/game	FG Pct	3FG Pct	FT Pct	Rebounds/game	Assists/game	Turnovers/game	Assist/Turnover ratio	Steals/game	Blocks/game
2	3.1	3.0	100.0	100.0	0.0	0.0	0.0	0.0	0.0	0.0	0.0

SEASON	TEAM	GP-GS	MIN/AVG	Field Goals		3-Point		F-Throws		Rebounds				Scoring								
				FG-FGA	FG%	3FG-3FGA	3FG%	FT-FTA	FT%	OFF	DEF	TOT	AVG	PF	FO	A	TO	BLK	STL	PTS	AVG	
2023-24	SJSU	2-0	6/3.1	2-2	1.000	2-2	1.000	0-0	.000	0	0	0	0.0	0-0	0	0	0	0	0	0	6	3.0
TOTAL		2-0	6/3.1	2-2	1.000	2-2	1.000	0-0	.000	0	0	0	0.0	0-0	0	0	0	0	0	0	6	3.0



*Promoted from student manager in November of 2022

*Scored two points against Bethesda and at Texas Tech

*Grabbed five defensive rebounds at Texas Tech

*Saw time in the UC Irvine game where he blocked a shot and grabbed two rebounds in almost 13 minutes of action

*Dished out three assists and grabbed a steal against Bethesda

*Hit a three-pointer against Norfolk State

Season Highs.....Career Highs
 3, vs. Norfolk State, 11/18.....Points 3, Two games
 1, Three gamesFG Made 1, Four games
 3, at Texas Tech, 11/12.....FG Attempted..... 3, Two games
 1, vs. Norfolk State, 11/18..... 3pt Made 1, Two games
 1, Two games 3pt Attempted 2, vs. So. Ind., 3/18/23
 FT Made 2, vs. North Texas, 11/25/22
 1, vs. Bethesda, 11/9 FT Att ..2, vs. North Texas, 11/25/22
 5, at Texas Tech, 11/12.....Rebounds...5, at Texas Tech, 11/12/23
 3, vs. Bethesda, 11/9 Assists 3, vs. Bethesda, 11/9/23
 1, vs. UC Irvine, 11/7Blocks..... 1, vs. UC Irvine, 11/7
 1,Two games Steals 1, Four games

**#25
 Ryen
 Perry**
 G • 6-2 • 185 • SR
 Placentia, Calif./
 Fullerton College

Opponent	Date	GS	MIN	Total		3-Pointers		Free throws		Rebounds				PF	A	TO	BLK	STL	PTS	AVG
				FG-FGA	PCT	3FG-3FGA	PCT	FT-FTA	PCT	OFF	DEF	TOT	AVG							
UC Irvine	11/07/2023		12:51	0-0	.000	0-0	.000	0-0	.000	0	2	2	2.0	1	0	0	1	0	0	0.0
Bethesda (CA)	11/09/2023		14:52	1-1	1.000	0-0	.000	0-1	.000	0	1	1	1.5	0	3	2	0	1	2	1.0
at Texas Tech	11/12/2023		15:51	1-3	.333	0-1	.000	0-0	.000	0	5	5	2.7	1	1	1	0	0	2	1.3
vs Abilene Christian	11/17/2023		09:19	0-0	.000	0-0	.000	0-0	.000	0	0	0	2.0	0	0	0	1	0	0	1.0
vs Norfolk St.	11/18/2023		12:18	1-2	.500	1-1	1.000	0-0	.000	0	2	2	2.0	0	0	1	0	0	3	1.4
vs Hampton	11/20/2023		08:49	0-1	.000	0-1	.000	0-0	.000	0	2	2	2.0	1	1	0	0	1	0	1.2
Totals		0	73:60	3-7	.429	1-3	.333	0-1	.000	0	12	12	2.0	3	5	4	2	2	7	1.2

Player Averages

Games Played	Minutes/game	Points/game	FG Pct	3FG Pct	FT Pct	Rebounds/game	Assists/game	Turnovers/game	Assist/Turnover ratio	Steals/game	Blocks/game
6	12.3	1.2	42.9	33.3	0.0	2.0	0.8	0.7	1.3	0.3	0.3

SEASON	TEAM	GP-GS	MIN/AVG	Field Goals		3-Point		F-Throws		Rebounds				Scoring						
				FG-FGA	FG%	3FG-3FGA	3FG%	FT-FTA	FT%	OFF	DEF	TOT	AVG	PF	FO	A	TO	BLK	STL	PTS
2022-23	SJSU	10-0	37/3.7	1-6	.167	1-5	.200	2-2	1.000	1	4	5	0.5	2-0	0	2	0	2	5	0.5
2023-24	SJSU	6-0	74/12.3	3-7	.429	1-3	.333	0-1	.000	0	12	12	2.0	3-0	5	4	2	2	7	1.2
TOTAL		16-0	111/6.9	4-13	.308	2-8	.250	2-3	.667	1	16	17	1.1	5-0	5	6	2	4	12	0.8