



Officials: Tony Padilla, Keith Kimble, John Gaffney

North Dakota St. - 65

Record: 4-4

NO.	Name	F	Min	FG	3P	FT	Rebounds			Fouls		TP	AS	TO	ST	Blocks		+/-
				M-A	M-A	M-A	OR	DR	TOT	PF	FD					BS	BA	
5	Jeremiah Burke	F	21:15	3-4	0-1	0-1	0	3	3	1	1	6	0	2	0	0	0	3
23	Andrew Morgan	F	23:37	2-3	0-0	6-10	1	5	6	4	7	10	2	3	0	0	0	-3
10	Damari Wheeler-Thomas	G	34:21	6-13	0-2	6-6	0	4	4	4	4	18	3	1	0	0	0	-11
11	Jacari White	G	29:49	2-9	2-7	2-2	0	4	4	1	2	8	0	0	0	0	0	-11
14	Boden Skunberg	G	36:21	5-16	2-5	1-1	0	3	3	3	1	13	0	1	1	0	3	-15
12	Lance Waddles		15:50	1-4	1-4	1-2	0	2	2	2	1	4	1	0	0	0	1	-4
13	Darik Dissette		22:24	2-3	0-0	0-0	2	0	2	2	0	4	2	0	2	0	1	-14
34	Noah Feddersen		09:19	1-2	0-0	0-0	0	2	2	0	0	2	0	1	0	0	1	-7
22	Joshua Streit		07:04	0-2	0-0	0-0	3	1	4	1	0	0	0	0	0	0	0	-3
Team							2	2	4			0		1				
<b>Totals</b>				22-56	5-19	16-22	8	26	34	18	16	65	8	9	3	0	6	-13

Shooting By Period		
1 <sup>st</sup> FG%	10-26	38.5%
3PT%	2-11	18.2%
FT%	5-7	71.4%
2 <sup>nd</sup> FG%	12-30	40.0%
3PT%	3-8	37.5%
FT%	11-15	73.3%
GM FG%	22-56	39.3%
3PT%	5-19	26.3%
FT%	16-22	72.7%

Dead Ball Rebounds: 2, 0

Technical Fouls: NONE

San Jose St. - 78

Record: 5-2

NO.	Name	F	Min	FG	3P	FT	Rebounds			Fouls		TP	AS	TO	ST	Blocks		+/-
				M-A	M-A	M-A	OR	DR	TOT	PF	FD					BS	BA	
5	Tibet Gorener	F	32:29	5-15	3-9	2-4	1	3	4	0	2	15	0	0	1	1	0	8
15	Trey Anderson	F	35:19	7-10	4-6	3-3	3	4	7	0	3	21	2	0	0	2	0	9
4	Adrame Diongue	C	04:44	0-2	0-0	0-0	0	0	0	5	0	0	0	1	0	1	0	-3
0	Myron Amey Jr.	G	31:58	5-9	1-2	3-3	1	9	10	1	3	14	4	0	1	0	0	18
13	Alvaro Cardenas	G	35:46	2-6	0-1	6-7	0	3	3	4	6	10	7	2	1	0	0	12
21	William Humer		14:27	2-5	2-3	0-0	0	2	2	2	1	6	0	2	1	0	0	14
1	Garrett Anderson		04:58	2-2	0-0	0-2	0	0	0	0	1	4	0	0	0	0	0	-5
6	Latrell Davis		03:01	0-0	0-0	0-0	0	0	0	0	0	0	0	1	0	0	0	-1
23	Diogo Seixas		18:57	3-4	1-2	1-1	1	3	4	3	2	8	0	2	0	2	0	1
25	Ryen Perry		14:26	0-1	0-0	0-0	0	4	4	1	0	0	1	0	1	0	0	12
2	Rickey Mitchell Jr.		03:55	0-1	0-1	0-0	0	0	0	0	0	0	0	0	0	0	0	0
Team							0	2	2			0		0				
<b>Totals</b>				26-55	11-24	15-20	6	30	36	16	18	78	14	8	5	6	0	13

Shooting By Period		
1 <sup>st</sup> FG%	13-32	40.6%
3PT%	3-9	33.3%
FT%	3-7	42.9%
2 <sup>nd</sup> FG%	13-23	56.5%
3PT%	8-15	53.3%
FT%	12-13	92.3%
GM FG%	26-55	47.3%
3PT%	11-24	45.8%
FT%	15-20	75.0%

Dead Ball Rebounds: 2, 0

Technical Fouls: NONE

	NDSU	SJSU	Points from		Period by Period Scoring		
Biggest lead	5 (1 <sup>st</sup> 18:17)	13 (2 <sup>nd</sup> 1:00)	Turnovers	12	8		
Best Scoring Run	8 (2 <sup>nd</sup> 17:43)	9 (1 <sup>st</sup> 14:42)	Paint	26	26		
Lead Changes	3		Second Chance	4	10	NDSU	27 38 65
Times Tied	2		Fast Breaks	4	8	SJSU	32 46 78
Time with Lead	04:30	34:15	Bench	10	18		



**Period 1**

**Quarter Starters:**

<b>SJSU</b>	0 Amey Jr. M	4 Diongue A	5 Gorener T	13 Cardenas A	15 Anderson T
<b>NDSU</b>	5 Burke J	10 Wheeler-Thomas D	11 White J	14 Skunberg B	23 Morgan A

Game Time	SJSU	Score	Diff	NDSU
20:00	4 DIONGUE A jumpball won			23 MORGAN A jumpball lost
19:46	4 DIONGUE A 2pt FG in the paint, layup missed			
19:44				23 MORGAN A defensive rebound (1)
19:23		<b>0-2</b>	<b>-2</b>	10 WHEELER-THOMAS D 2pt FG outside the paint, jump shot made (2)
19:06	4 DIONGUE A 2pt FG in the paint, jump shot missed			
19:04				23 MORGAN A defensive rebound (2)
18:53	0 AMEY JR. M foul personal (1 - 1)			23 MORGAN A foul drawn (1)
18:48	4 DIONGUE A foul shooting (1 - 2)			23 MORGAN A foul drawn (2)
18:48				23 MORGAN A free throw 1 - 2 missed
18:48				offensive dead ball rebound (1)
18:48		<b>0-3</b>	<b>-3</b>	23 MORGAN A free throw 2 - 2 made (1)
18:35	13 CARDENAS A turnover travel (1)			
18:17		<b>0-5</b>	<b>-5</b>	5 BURKE J 2pt FG from turnover in the paint, layup made (2)
17:55	13 CARDENAS A 2pt FG in the paint, layup made (2)	<b>2-5</b>	<b>-3</b>	
17:37				10 WHEELER-THOMAS D 2pt FG outside the paint, jump shot missed
17:35				23 MORGAN A offensive rebound (3)
17:32				23 MORGAN A 2pt FG second chance in the paint, jump shot missed
17:30	0 AMEY JR. M defensive rebound (1)			
17:23	0 AMEY JR. M 2pt FG outside the paint, jump shot made (2)	<b>4-5</b>	<b>-1</b>	
17:23	13 CARDENAS A assist (1)			
16:52	4 DIONGUE A substitution out			
16:52	21 HUMER W substitution in			
16:47	0 AMEY JR. M steal (1)			10 WHEELER-THOMAS D turnover lost ball (1)
16:42	5 GORENER T 3pt FG from turnover, jump shot missed			
16:38				23 MORGAN A defensive rebound (4)
16:25				11 WHITE J 3pt FG , jump shot missed
16:22	5 GORENER T defensive rebound (1)			
16:10	21 HUMER W 2pt FG in the paint, layup missed			
16:06				5 BURKE J defensive rebound (1)
15:59	13 CARDENAS A steal (1)			23 MORGAN A turnover lost ball (1)
15:40	5 GORENER T 2pt FG from turnover in the paint, layup missed			
15:37				14 SKUNBERG B defensive rebound (1)
15:34				11 WHITE J 3pt FG , jump shot missed
15:28	0 AMEY JR. M defensive rebound (2)			
15:13	15 ANDERSON T 2pt FG in the paint, jump shot made (2)	<b>6-5</b>	<b>1</b>	
14:54				14 SKUNBERG B 3pt FG , jump shot missed
14:52	0 AMEY JR. M defensive rebound (3)			
14:42	21 HUMER W 3pt FG , jump shot made (3)	<b>9-5</b>	<b>4</b>	
14:42	0 AMEY JR. M assist (1)			
14:11				5 BURKE J 3pt FG , jump shot missed
14:08	5 GORENER T defensive rebound (2)			



Official Basketball Play by Play - First Half  
**North Dakota St. at San Jose St.**  
 11/27/23 Provident Credit Union Event Center, San Jose, CA  
 2023-24 Men's Basketball

**Game Time:** 8:00 PM  
**Game Duration:** 1:43  
**Attendance:** 1,322

**Officials:** Tony Padilla, Keith Kimble, John Gaffney

Game Time	SJSU	Score	Diff	NDSU
14:03	0 AMEY JR. M 2pt FG in the paint, layup missed			
14:01				10 WHEELER-THOMAS D defensive rebound (1)
13:40				14 SKUNBERG B 3pt FG , jump shot missed
13:39	0 AMEY JR. M defensive rebound (4)			
13:21	21 HUMER W 3pt FG , jump shot missed			
13:16				14 SKUNBERG B defensive rebound (2)
13:08		<b>9-7</b>	<b>2</b>	23 MORGAN A 2pt FG in the paint, layup made (3)
12:47	5 GORENER T 2pt FG in the paint, layup made (2)	<b>11-7</b>	<b>4</b>	
12:20	21 HUMER W foul shooting (1 - 3)			23 MORGAN A foul drawn (3)
12:20	Timeout media			
12:20	0 AMEY JR. M substitution out			
12:20	5 GORENER T substitution out			
12:20	21 HUMER W substitution out			
12:20	1 ANDERSON G substitution in			
12:20	6 DAVIS L substitution in			
12:20	23 SEIXAS D substitution in			
12:20				5 BURKE J substitution out
12:20				11 WHITE J substitution out
12:20				12 WADDLES L substitution in
12:20				13 DISSETTE D substitution in
12:20		<b>11-8</b>	<b>3</b>	23 MORGAN A free throw 1 - 2 made (4)
12:20		<b>11-9</b>	<b>2</b>	23 MORGAN A free throw 2 - 2 made (5)
12:20				23 MORGAN A substitution out
12:20				34 FEDDERSEN N substitution in
12:06	13 CARDENAS A 2pt FG in the paint, jump shot missed			
12:04				12 WADDLES L defensive rebound (1)
11:50				12 WADDLES L 3pt FG , jump shot missed
11:47	15 ANDERSON T defensive rebound (1)			
11:35	6 DAVIS L turnover bad pass (1)			
11:35	Timeout media			
11:20		<b>11-11</b>	<b>0</b>	14 SKUNBERG B 2pt FG from turnover in the paint, layup made (2)
10:59	23 SEIXAS D 3pt FG , jump shot made (3)	<b>14-11</b>	<b>3</b>	
10:59	13 CARDENAS A assist (2)			
10:36				13 DISSETTE D 2pt FG in the paint, jump shot blocked
10:36	23 SEIXAS D block (1)			
10:32				13 DISSETTE D offensive rebound (1)
10:26				12 WADDLES L 3pt FG second chance, jump shot blocked
10:26	23 SEIXAS D block (2)			
10:26				offensive dead ball rebound (2)
10:26				turnover shot clock (3)
10:26	15 ANDERSON T substitution out			
10:26	5 GORENER T substitution in			
10:18	5 GORENER T foul drawn (1)			13 DISSETTE D foul shooting (1 - 1)
10:18	5 GORENER T free throw fast break 1 - 2 missed			
10:18	offensive dead ball rebound (1)			
10:18	5 GORENER T free throw fast break 2 - 2 missed			
10:17				defensive rebound (11)
09:57		<b>14-13</b>	<b>1</b>	34 FEDDERSEN N 2pt FG in the paint, layup made (2)



Official Basketball Play by Play - First Half  
**North Dakota St. at San Jose St.**  
 11/27/23 Provident Credit Union Event Center, San Jose, CA  
 2023-24 Men's Basketball

**Game Time:** 8:00 PM  
**Game Duration:** 1:43  
**Attendance:** 1,322

**Officials:** Tony Padilla, Keith Kimble, John Gaffney

Game Time	SJSU	Score	Diff	NDSU
09:57				13 DISSETTE D assist (1)
09:40	1 ANDERSON G 2pt FG in the paint, jump shot made (2)	<b>16-13</b>	<b>3</b>	
09:19	6 DAVIS L substitution out			
09:19	25 PERRY R substitution in			
09:19				10 WHEELER-THOMAS D substitution out
09:19				34 FEDDERSEN N substitution out
09:19				11 WHITE J substitution in
09:19				23 MORGAN A substitution in
09:11	13 CARDENAS A foul drawn (1)			23 MORGAN A foul offensive (1 - 2)
09:11				23 MORGAN A turnover offensive (2)
08:56	1 ANDERSON G 2pt FG from turnover outside the paint, jump shot made (4)	<b>18-13</b>	<b>5</b>	
08:36	25 PERRY R steal (1)			23 MORGAN A turnover bad pass (3)
08:30	1 ANDERSON G foul drawn (1)			14 SKUNBERG B foul shooting (1 - 3)
08:30	1 ANDERSON G free throw fast break 1 - 2 missed			
08:30	offensive dead ball rebound (2)			
08:30	23 SEIXAS D substitution out			
08:30	4 DIONGUE A substitution in			
08:30	1 ANDERSON G free throw fast break 2 - 2 missed			
08:29				14 SKUNBERG B defensive rebound (3)
08:09	4 DIONGUE A foul shooting (2 - 4)			23 MORGAN A foul drawn (4)
08:09		<b>18-14</b>	<b>4</b>	23 MORGAN A free throw 1 - 2 made (6)
08:09	1 ANDERSON G substitution out			
08:09	4 DIONGUE A substitution out			
08:09	13 CARDENAS A substitution out			
08:09	0 AMEY JR. M substitution in			
08:09	15 ANDERSON T substitution in			
08:09	21 HUMER W substitution in			
08:09				12 WADDLES L substitution out
08:09				14 SKUNBERG B substitution out
08:09				5 BURKE J substitution in
08:09				10 WHEELER-THOMAS D substitution in
08:09				23 MORGAN A free throw 2 - 2 missed
08:08	21 HUMER W defensive rebound (1)			
07:55	5 GORENER T 2pt FG in the paint, layup missed			
07:51	5 GORENER T offensive rebound (3)			
07:51	5 GORENER T 2pt FG second chance in the paint, layup made (4)	<b>20-14</b>	<b>6</b>	
07:29		<b>20-17</b>	<b>3</b>	11 WHITE J 3pt FG , jump shot made (3)
07:06	21 HUMER W 2pt FG outside the paint, jump shot missed			
07:04				defensive rebound (13)
07:04	Timeout media			
07:04				23 MORGAN A substitution out
07:04				22 STREIT J substitution in
07:04				13 DISSETTE D substitution out
07:04				14 SKUNBERG B substitution in
06:47		<b>20-19</b>	<b>1</b>	10 WHEELER-THOMAS D 2pt FG outside the paint, jump shot made (4)
06:28	15 ANDERSON T 2pt FG outside the paint, jump shot missed			
06:26				10 WHEELER-THOMAS D defensive rebound (2)



Official Basketball Play by Play - First Half  
**North Dakota St. at San Jose St.**  
 11/27/23 Provident Credit Union Event Center, San Jose, CA  
 2023-24 Men's Basketball

**Game Time:** 8:00 PM  
**Game Duration:** 1:43  
**Attendance:** 1,322

**Officials:** Tony Padilla, Keith Kimble, John Gaffney

Game Time	SJSU	Score	Diff	NDSU
06:17				11 WHITE J 2pt FG in the paint, jump shot missed
06:14	25 PERRY R defensive rebound (1)			
05:59	0 AMEY JR. M 2pt FG in the paint, jump shot missed			
05:57				10 WHEELER-THOMAS D defensive rebound (3)
05:40				11 WHITE J 3pt FG , jump shot missed
05:38				22 STREIT J offensive rebound (1)
05:30				22 STREIT J 2pt FG second chance in the paint, layup missed
05:28	21 HUMER W defensive rebound (2)			
05:26	5 GORENER T 3pt FG , jump shot missed			
05:24	15 ANDERSON T offensive rebound (2)			
05:15	15 ANDERSON T 2pt FG second chance in the paint, layup made (4)	<b>22-19</b>	<b>3</b>	
05:00				11 WHITE J 3pt FG , jump shot missed
04:58	25 PERRY R defensive rebound (2)			
04:37	0 AMEY JR. M 2pt FG in the paint, layup made (4)	<b>24-19</b>	<b>5</b>	
04:04	21 HUMER W steal (1)			5 BURKE J turnover lost ball (1)
03:59	25 PERRY R 2pt FG from turnover in the paint, layup missed			
03:55	0 AMEY JR. M offensive rebound (5)			
03:55	0 AMEY JR. M foul drawn (1)			14 SKUNBERG B foul personal (2 - 4)
03:55	Timeout media			
03:55	5 GORENER T substitution out			
03:55	21 HUMER W substitution out			
03:55	25 PERRY R substitution out			
03:55	2 MITCHELL JR. R substitution in			
03:55	13 CARDENAS A substitution in			
03:55	23 SEIXAS D substitution in			
03:55				5 BURKE J substitution out
03:55				11 WHITE J substitution out
03:55				12 WADDLES L substitution in
03:55				13 DISSETTE D substitution in
03:43	0 AMEY JR. M 2pt FG from turnover second chance in the paint, layup missed			
03:43	23 SEIXAS D offensive rebound (1)			
03:43	23 SEIXAS D foul drawn (1)			22 STREIT J foul personal (1 - 5)
03:43				22 STREIT J substitution out
03:43				23 MORGAN A substitution in
03:30	23 SEIXAS D 2pt FG from turnover second chance in the paint, layup made (5)	<b>26-19</b>	<b>7</b>	
03:30	13 CARDENAS A assist (3)			
03:30	23 SEIXAS D foul drawn (2)			23 MORGAN A foul shooting (2 - 6)
03:30				23 MORGAN A substitution out
03:30				34 FEDDERSEN N substitution in
03:30	23 SEIXAS D free throw 1 - 1 made (6)	<b>27-19</b>	<b>8</b>	
03:05				14 SKUNBERG B 2pt FG in the paint, jump shot missed
03:03	15 ANDERSON T defensive rebound (3)			
02:55	13 CARDENAS A foul drawn (2)			12 WADDLES L foul personal (1 - 7)
02:55	13 CARDENAS A 1&1 free throw 1 made (3)	<b>28-19</b>	<b>9</b>	
02:55	13 CARDENAS A 1&1 free throw 2 made (4)	<b>29-19</b>	<b>10</b>	
02:44	13 CARDENAS A foul personal (1 - 5)			10 WHEELER-THOMAS D foul drawn (1)
02:44	0 AMEY JR. M substitution out			



Official Basketball Play by Play - First Half  
**North Dakota St. at San Jose St.**  
 11/27/23 Provident Credit Union Event Center, San Jose, CA  
 2023-24 Men's Basketball

**Game Time:** 8:00 PM  
**Game Duration:** 1:43  
**Attendance:** 1,322

**Officials:** Tony Padilla, Keith Kimble, John Gaffney

Game Time	SJSU	Score	Diff	NDSU
02:44	1 ANDERSON G substitution in			
02:29		<b>29-21</b>	<b>8</b>	13 DISSETTE D 2pt FG in the paint, jump shot made (2)
02:03	13 CARDENAS A 2pt FG in the paint, jump shot missed			
02:01				10 WHEELER-THOMAS D defensive rebound (4)
01:57		<b>29-24</b>	<b>5</b>	14 SKUNBERG B 3pt FG fast break, jump shot made (5)
01:57				10 WHEELER-THOMAS D assist (1)
01:57	23 SEIXAS D foul shooting (1 - 6)			14 SKUNBERG B foul drawn (1)
01:57	Timeout 30 Sec			
01:57	1 ANDERSON G substitution out			
01:57	5 GORENER T substitution in			
01:57		<b>29-25</b>	<b>4</b>	14 SKUNBERG B free throw fast break 1 - 1 made (6)
01:44	2 MITCHELL JR. R 3pt FG , jump shot missed			
01:42	15 ANDERSON T offensive rebound (4)			
01:32	5 GORENER T 3pt FG second chance, jump shot missed			
01:30				34 FEDDERSEN N defensive rebound (1)
01:07				10 WHEELER-THOMAS D 2pt FG in the paint, layup missed
01:07				offensive rebound (19)
01:01	5 GORENER T steal (1)			34 FEDDERSEN N turnover lost ball (1)
00:38	15 ANDERSON T 3pt FG from turnover, jump shot made (7)	<b>32-25</b>	<b>7</b>	
00:38	13 CARDENAS A assist (4)			
00:30				Timeout 30 Sec
00:30				13 DISSETTE D substitution out
00:30				5 BURKE J substitution in
00:08		<b>32-27</b>	<b>5</b>	5 BURKE J 2pt FG in the paint, alleyoop made (4)
00:08				10 WHEELER-THOMAS D assist (2)
00:00	13 CARDENAS A 3pt FG , jump shot missed			
00:00				34 FEDDERSEN N defensive rebound (2)
<b>END OF PERIOD</b>				
<b>SJSU 32-27 NDSU</b>				



Officials: Tony Padilla, Keith Kimble, John Gaffney

**North Dakota St. - 27**

NO.	Name	F	Min	FG			3P			FT			Rebounds			Fouls		TP	AS	TO	ST	Blocks		+/-
				M-A	M-A	M-A	OR	DR	TOT	PF	FD	BS	BA											
5	Jeremiah Burke	F	12:24	2-3	0-1	0-0	0	1	1	0	0	4	0	0	1	0	0	0	0	0	0	0	-3	
23	Andrew Morgan	F	10:08	1-2	0-0	4-6	1	3	4	2	4	6	0	3	0	0	0	0	0	0	0	0	-4	
10	Damari Wheeler-Thomas	G	18:50	2-4	0-0	0-0	0	4	4	0	1	4	2	1	0	0	0	0	0	0	0	0	-4	
11	Jacari White	G	13:04	1-6	1-5	0-0	0	0	0	0	0	3	0	0	0	0	0	0	0	0	0	0	-6	
14	Boden Skunberg	G	18:55	2-5	1-3	1-1	0	3	3	2	1	6	0	0	0	0	0	0	0	0	0	0	-6	
12	Lance Waddles		08:06	0-2	0-2	0-0	0	1	1	1	0	0	0	0	0	0	0	0	0	0	1	0		
13	Darik Dissette		08:41	1-2	0-0	0-0	1	0	1	1	0	2	1	0	0	0	0	0	0	1	0	0	-1	
34	Noah Feddersen		06:31	1-1	0-0	0-0	0	2	2	0	0	2	0	1	0	0	0	0	0	0	0	1		
22	Joshua Streit		03:21	0-1	0-0	0-0	1	0	1	1	0	0	0	0	0	0	0	0	0	0	0	0	-2	
Team												1	2	3			0		1					
<b>Totals</b>				10-26	2-11	5-7	4	16	20	7	6	27	3	7	0	0	2	0	2	-5				

Shooting By Period		
1st FG%	10-26	38.5%
3PT%	2-11	18.2%
FT%	5-7	71.4%
GM FG%	10-26	38.5%
3PT%	2-11	18.2%
FT%	5-7	71.4%

Dead Ball Rebounds: 2, 0

Technical Fouls::NONE

**San Jose St. - 32**

NO.	Name	F	Min	FG			3P			FT			Rebounds			Fouls		TP	AS	TO	ST	Blocks		+/-
				M-A	M-A	M-A	OR	DR	TOT	PF	FD	BS	BA											
5	Tibet Gorener	F	16:08	2-7	0-3	0-2	1	2	3	0	1	4	0	0	0	1	0	0	1	0	0	0	6	
15	Trey Anderson	F	17:43	3-4	1-1	0-0	2	2	4	0	0	7	0	0	0	0	0	0	0	0	0	0	4	
4	Adrame Diongue	C	03:29	0-2	0-0	0-0	0	0	0	2	0	0	0	0	0	0	0	0	0	0	0	0	-2	
0	Myron Amey Jr.	G	13:05	2-5	0-0	0-0	1	4	5	1	1	4	1	0	1	0	1	0	0	0	0	10		
13	Alvaro Cardenas	G	15:46	1-4	0-1	2-2	0	0	0	1	2	4	4	1	1	1	0	0	0	0	0	4		
21	William Humer		08:46	1-4	1-2	0-0	0	2	2	1	0	3	0	0	1	0	0	1	0	0	0	6		
1	Garrett Anderson		04:58	2-2	0-0	0-2	0	0	0	0	1	4	0	0	0	0	0	0	0	0	0	-5		
6	Latrell Davis		03:01	0-0	0-0	0-0	0	0	0	0	0	0	0	1	0	0	0	0	0	0	0	-1		
23	Diogo Seixas		07:45	2-2	1-1	1-1	1	0	1	1	2	6	0	0	0	0	2	0	1	0	0	1		
25	Ryen Perry		05:24	0-1	0-0	0-0	0	2	2	0	0	0	0	0	1	0	0	0	0	0	0	2		
2	Rickey Mitchell Jr.		03:55	0-1	0-1	0-0	0	0	0	0	0	0	0	0	0	0	0	0	0	0	0	0		
Team												0	0	0			0		0					
<b>Totals</b>				13-32	3-9	3-7	5	12	17	6	7	32	5	2	5	2	0	5	2	0	5			

Shooting By Period		
1st FG%	13-32	40.6%
3PT%	3-9	33.3%
FT%	3-7	42.9%
GM FG%	13-32	40.6%
3PT%	3-9	33.3%
FT%	3-7	42.9%

Dead Ball Rebounds: 2, 0

Technical Fouls::NONE

	NDSU	SJSU	Points from		Period by Period Scoring				
Biggest lead	5 (1 <sup>st</sup> 18:17)	10 (1 <sup>st</sup> 2:55)	Turnovers	4	8	NDSU	27	38	65
Best Scoring Run	6(1 <sup>st</sup> 1:57)	9(1 <sup>st</sup> 14:42)	Paint	12	16				
Lead Changes	1		Second Chance	0	7	SJSU	32	46	78
Times Tied	1		Fast Breaks	4	0				
Time with Lead	04:10	14:52	Bench	4	13				



**Period 2**

**Quarter Starters:**

<b>SJSU</b>	0 Amey Jr. M	4 Diongue A	5 Gorener T	13 Cardenas A	15 Anderson T
<b>NDSU</b>	5 Burke J	10 Wheeler-Thomas D	11 White J	14 Skunberg B	23 Morgan A

Game Time	SJSU	Score	Diff	NDSU
20:00	2 MITCHELL JR. R substitution out			
20:00	23 SEIXAS D substitution out			
20:00	0 AMEY JR. M substitution in			
20:00	4 DIONGUE A substitution in			
20:00				12 WADDLES L substitution out
20:00				34 FEDDERSEN N substitution out
20:00				11 WHITE J substitution in
20:00				23 MORGAN A substitution in
19:38	4 DIONGUE A foul shooting (3 - 1)			23 MORGAN A foul drawn (5)
19:38		<b>32-28</b>	<b>4</b>	23 MORGAN A free throw 1 - 3 made (7)
19:38		<b>32-29</b>	<b>3</b>	23 MORGAN A free throw 2 - 3 made (8)
19:38				23 MORGAN A free throw 3 - 3 missed
19:36	15 ANDERSON T defensive rebound (5)			
19:25	4 DIONGUE A turnover bad pass (1)			14 SKUNBERG B steal (1)
19:15	4 DIONGUE A foul personal (4 - 2)			23 MORGAN A foul drawn (6)
19:15	4 DIONGUE A substitution out			
19:15	23 SEIXAS D substitution in			
19:05				14 SKUNBERG B 2pt FG from turnover in the paint, layup blocked
19:05	15 ANDERSON T block (1)			
19:05				offensive rebound (21)
19:04	13 CARDENAS A foul shooting (2 - 3)			10 WHEELER-THOMAS D foul drawn (2)
19:04		<b>32-30</b>	<b>2</b>	10 WHEELER-THOMAS D free throw 1 - 2 made (5)
19:04		<b>32-31</b>	<b>1</b>	10 WHEELER-THOMAS D free throw 2 - 2 made (6)
18:43	15 ANDERSON T 3pt FG , jump shot missed			
18:41				5 BURKE J defensive rebound (2)
18:27				14 SKUNBERG B 2pt FG in the paint, layup blocked
18:27	5 GORENER T block (1)			
18:23	15 ANDERSON T defensive rebound (6)			
18:19	5 GORENER T 3pt FG , jump shot missed			
18:15				23 MORGAN A defensive rebound (5)
18:04	15 ANDERSON T foul drawn (1)			5 BURKE J foul offensive (1 - 1)
18:04				5 BURKE J turnover offensive (2)
17:51	0 AMEY JR. M 3pt FG from turnover, jump shot missed			
17:48				23 MORGAN A defensive rebound (6)
17:43		<b>32-33</b>	<b>-1</b>	10 WHEELER-THOMAS D 2pt FG in the paint, layup made (8)
17:23	15 ANDERSON T 3pt FG , jump shot made (10)	<b>35-33</b>	<b>2</b>	
17:23	13 CARDENAS A assist (5)			
17:06		<b>35-35</b>	<b>0</b>	14 SKUNBERG B 2pt FG outside the paint, jump shot made (8)
16:49	5 GORENER T 3pt FG , jump shot made (7)	<b>38-35</b>	<b>3</b>	
16:49	15 ANDERSON T assist (1)			
16:23				14 SKUNBERG B 2pt FG in the paint, layup missed
16:20	23 SEIXAS D defensive rebound (2)			





Official Basketball Play by Play - Second Half  
**North Dakota St. at San Jose St.**  
 11/27/23 Provident Credit Union Event Center, San Jose, CA  
 2023-24 Men's Basketball

**Game Time:** 8:00 PM  
**Game Duration:** 1:43  
**Attendance:** 1,322

**Officials:** Tony Padilla, Keith Kimble, John Gaffney

Game Time	SJSU	Score	Diff	NDSU
16:02	0 AMEY JR. M 2pt FG in the paint, layup made (6)	<b>40-35</b>	<b>5</b>	
15:43		<b>40-37</b>	<b>3</b>	10 WHEELER-THOMAS D 2pt FG outside the paint, jump shot made (10)
15:16	23 SEIXAS D 3pt FG , jump shot missed			
15:13				11 WHITE J defensive rebound (1)
15:04		<b>40-39</b>	<b>1</b>	23 MORGAN A 2pt FG in the paint, jump shot made (10)
14:55	13 CARDENAS A foul drawn (3)			11 WHITE J foul personal (1 - 2)
14:55	Timeout media			
14:55	5 GORENER T substitution out			
14:55	23 SEIXAS D substitution out			
14:55	21 HUMER W substitution in			
14:55	25 PERRY R substitution in			
14:55				5 BURKE J substitution out
14:55				34 FEDDERSEN N substitution in
14:55				23 MORGAN A substitution out
14:55				13 DISSETTE D substitution in
14:39	15 ANDERSON T 3pt FG , jump shot made (13)	<b>43-39</b>	<b>4</b>	
14:39	0 AMEY JR. M assist (2)			
14:04				10 WHEELER-THOMAS D 2pt FG outside the paint, jump shot missed
14:01	25 PERRY R defensive rebound (3)			
13:51	21 HUMER W turnover lost ball (1)			13 DISSETTE D steal (1)
13:37				11 WHITE J 3pt FG from turnover, jump shot missed
13:34	13 CARDENAS A defensive rebound (1)			
13:24	0 AMEY JR. M 2pt FG in the paint, layup made (8)	<b>45-39</b>	<b>6</b>	
13:24	0 AMEY JR. M foul drawn (2)			10 WHEELER-THOMAS D foul shooting (1 - 3)
13:24	21 HUMER W substitution out			
13:24	4 DIONGUE A substitution in			
13:24				14 SKUNBERG B substitution out
13:24				5 BURKE J substitution in
13:24	0 AMEY JR. M free throw 1 - 1 made (9)	<b>46-39</b>	<b>7</b>	
13:04				34 FEDDERSEN N 2pt FG in the paint, layup blocked
13:04	4 DIONGUE A block (1)			
12:59	0 AMEY JR. M defensive rebound (6)			
12:54	15 ANDERSON T 3pt FG , jump shot missed			
12:54				11 WHITE J defensive rebound (2)
12:54	4 DIONGUE A foul personal (5 - 4)			11 WHITE J foul drawn (1)
12:54	4 DIONGUE A substitution out			
12:54	23 SEIXAS D substitution in			
12:54				11 WHITE J substitution out
12:54				34 FEDDERSEN N substitution out
12:54				12 WADDLES L substitution in
12:54				23 MORGAN A substitution in
12:21				10 WHEELER-THOMAS D 3pt FG , jump shot missed
12:20	0 AMEY JR. M defensive rebound (7)			
12:17	13 CARDENAS A 2pt FG fast break in the paint, layup made (6)	<b>48-39</b>	<b>9</b>	
12:17	0 AMEY JR. M assist (3)			
12:03	23 SEIXAS D foul shooting (2 - 5)			10 WHEELER-THOMAS D foul drawn (3)
12:03		<b>48-40</b>	<b>8</b>	10 WHEELER-THOMAS D free throw 1 - 2 made (11)
12:03		<b>48-41</b>	<b>7</b>	10 WHEELER-THOMAS D free throw 2 - 2 made (12)



Official Basketball Play by Play - Second Half  
**North Dakota St. at San Jose St.**  
 11/27/23 Provident Credit Union Event Center, San Jose, CA  
 2023-24 Men's Basketball

**Game Time:** 8:00 PM  
**Game Duration:** 1:43  
**Attendance:** 1,322

**Officials:** Tony Padilla, Keith Kimble, John Gaffney

Game Time	SJSU	Score	Diff	NDSU
12:03				10 WHEELER-THOMAS D substitution out
12:03				11 WHITE J substitution in
11:40	15 ANDERSON T 3pt FG , jump shot made (16)	<b>51-41</b>	<b>10</b>	
11:40	25 PERRY R assist (1)			
11:16		<b>51-44</b>	<b>7</b>	12 WADDLES L 3pt FG , jump shot made (3)
11:16				13 DISSETTE D assist (2)
11:16				Timeout 30 Sec
11:16	Timeout media			
11:16	0 AMEY JR. M substitution out			
11:16	5 GORENER T substitution in			
10:59	23 SEIXAS D turnover bad pass (1)			13 DISSETTE D steal (2)
10:51		<b>51-46</b>	<b>5</b>	5 BURKE J 2pt FG from turnover in the paint, layup made (6)
10:51				23 MORGAN A assist (1)
10:51	25 PERRY R foul shooting (1 - 6)			5 BURKE J foul drawn (1)
10:51	Timeout media			
10:51				5 BURKE J free throw 1 - 1 missed
10:50	defensive rebound (25)			
10:50				5 BURKE J substitution out
10:50				14 SKUNBERG B substitution in
10:34	23 SEIXAS D 2pt FG in the paint, layup made (8)	<b>53-46</b>	<b>7</b>	
10:34	13 CARDENAS A assist (6)			
10:09	23 SEIXAS D foul personal (3 - 7)			23 MORGAN A foul drawn (7)
10:09	15 ANDERSON T substitution out			
10:09	23 SEIXAS D substitution out			
10:09	0 AMEY JR. M substitution in			
10:09	21 HUMER W substitution in			
10:09				11 WHITE J substitution out
10:09				10 WHEELER-THOMAS D substitution in
10:09				23 MORGAN A 1&1 free throw 1 missed
10:08	25 PERRY R defensive rebound (4)			
09:53	0 AMEY JR. M 3pt FG , jump shot made (12)	<b>56-46</b>	<b>10</b>	
09:35		<b>56-48</b>	<b>8</b>	10 WHEELER-THOMAS D 2pt FG in the paint, jump shot made (14)
09:21	5 GORENER T 3pt FG , jump shot made (10)	<b>59-48</b>	<b>11</b>	
09:21	13 CARDENAS A assist (7)			
09:06	21 HUMER W foul shooting (2 - 8)			10 WHEELER-THOMAS D foul drawn (4)
09:06		<b>59-49</b>	<b>10</b>	10 WHEELER-THOMAS D free throw 1 - 2 made (15)
09:06				23 MORGAN A substitution out
09:06				22 STREIT J substitution in
09:06		<b>59-50</b>	<b>9</b>	10 WHEELER-THOMAS D free throw 2 - 2 made (16)
08:46	21 HUMER W turnover bad pass (2)			
08:28		<b>59-52</b>	<b>7</b>	14 SKUNBERG B 2pt FG from turnover in the paint, layup made (10)
08:28				12 WADDLES L assist (1)
08:12	21 HUMER W 3pt FG , jump shot made (6)	<b>62-52</b>	<b>10</b>	
08:12	0 AMEY JR. M assist (4)			
07:57				10 WHEELER-THOMAS D 2pt FG in the paint, layup missed
07:55	13 CARDENAS A defensive rebound (2)			
07:49	5 GORENER T 3pt FG , jump shot missed			
07:47				12 WADDLES L defensive rebound (2)



Official Basketball Play by Play - Second Half  
**North Dakota St. at San Jose St.**  
 11/27/23 Provident Credit Union Event Center, San Jose, CA  
 2023-24 Men's Basketball

**Game Time:** 8:00 PM  
**Game Duration:** 1:43  
**Attendance:** 1,322

**Officials:** Tony Padilla, Keith Kimble, John Gaffney

Game Time	SJSU	Score	Diff	NDSU
07:45	Timeout media			
07:45	21 HUMER W substitution out			
07:45	25 PERRY R substitution out			
07:45	15 ANDERSON T substitution in			
07:45	23 SEIXAS D substitution in			
07:45				10 WHEELER-THOMAS D substitution out
07:45				11 WHITE J substitution in
07:36	13 CARDENAS A foul personal (3 - 9)			12 WADDLES L foul drawn (1)
07:36		<b>62-53</b>	<b>9</b>	12 WADDLES L 1&1 free throw 1 made (4)
07:36				12 WADDLES L 1&1 free throw 2 missed
07:35	23 SEIXAS D defensive rebound (3)			
07:20	5 GORENER T 2pt FG in the paint, layup missed			
07:18				22 STREIT J defensive rebound (2)
07:10				11 WHITE J 2pt FG in the paint, layup missed
07:08				22 STREIT J offensive rebound (3)
07:06				22 STREIT J 2pt FG second chance in the paint, layup missed
07:03				22 STREIT J offensive rebound (4)
06:57				14 SKUNBERG B turnover travel (1)
06:44	23 SEIXAS D turnover bad pass (2)			
06:44	23 SEIXAS D substitution out			
06:44	21 HUMER W substitution in			
06:44				22 STREIT J substitution out
06:44				23 MORGAN A substitution in
06:28				12 WADDLES L 3pt FG from turnover, jump shot missed
06:26	0 AMEY JR. M defensive rebound (8)			
06:10	13 CARDENAS A foul drawn (4)			12 WADDLES L foul shooting (2 - 4)
06:10	13 CARDENAS A free throw 1 - 2 made (7)	<b>63-53</b>	<b>10</b>	
06:10				12 WADDLES L substitution out
06:10				10 WHEELER-THOMAS D substitution in
06:10	13 CARDENAS A free throw 2 - 2 made (8)	<b>64-53</b>	<b>11</b>	
05:50				10 WHEELER-THOMAS D 3pt FG , jump shot missed
05:48				13 DISSETTE D offensive rebound (2)
05:46		<b>64-55</b>	<b>9</b>	13 DISSETTE D 2pt FG second chance in the paint, layup made (4)
05:30	5 GORENER T 3pt FG , jump shot made (13)	<b>67-55</b>	<b>12</b>	
05:30	15 ANDERSON T assist (2)			
05:12		<b>67-58</b>	<b>9</b>	14 SKUNBERG B 3pt FG , jump shot made (13)
05:12				23 MORGAN A assist (2)
04:58	21 HUMER W foul drawn (1)			23 MORGAN A foul personal (3 - 5)
04:58	21 HUMER W substitution out			
04:58	23 SEIXAS D substitution in			
04:51	13 CARDENAS A 2pt FG in the paint, layup missed			
04:50	15 ANDERSON T offensive rebound (7)			
04:50	15 ANDERSON T 2pt FG second chance in the paint, layup made (18)	<b>69-58</b>	<b>11</b>	
04:50	15 ANDERSON T foul drawn (2)			10 WHEELER-THOMAS D foul shooting (2 - 6)
04:50	15 ANDERSON T free throw 1 - 1 made (19)	<b>70-58</b>	<b>12</b>	
04:42		<b>70-61</b>	<b>9</b>	11 WHITE J 3pt FG , jump shot made (6)
04:42				10 WHEELER-THOMAS D assist (3)
04:11	5 GORENER T 2pt FG in the paint, layup missed			



Official Basketball Play by Play - Second Half  
**North Dakota St. at San Jose St.**  
 11/27/23 Provident Credit Union Event Center, San Jose, CA  
 2023-24 Men's Basketball

**Game Time:** 8:00 PM  
**Game Duration:** 1:43  
**Attendance:** 1,322

**Officials:** Tony Padilla, Keith Kimble, John Gaffney

Game Time	SJSU	Score	Diff	NDSU
04:09				11 WHITE J defensive rebound (3)
03:54				14 SKUNBERG B 3pt FG , jump shot missed
03:54	23 SEIXAS D defensive rebound (4)			
03:54	13 CARDENAS A foul drawn (5)			13 DISSETTE D foul personal (2 - 7)
03:54	Timeout media			
03:54				23 MORGAN A substitution out
03:54				22 STREIT J substitution in
03:54	13 CARDENAS A 1&1 free throw 1 made (9)	<b>71-61</b>	<b>10</b>	
03:54	13 CARDENAS A 1&1 free throw 2 made (10)	<b>72-61</b>	<b>11</b>	
03:32				14 SKUNBERG B 2pt FG in the paint, jump shot missed
03:31	defensive rebound (32)			
03:05	5 GORENER T 3pt FG , jump shot missed			
03:03				11 WHITE J defensive rebound (4)
02:52				14 SKUNBERG B 2pt FG in the paint, layup missed
02:50	0 AMEY JR. M defensive rebound (9)			
02:33	13 CARDENAS A turnover bad pass (2)			
02:33				22 STREIT J substitution out
02:33				23 MORGAN A substitution in
02:33	23 SEIXAS D substitution out			
02:33	25 PERRY R substitution in			
02:33				13 DISSETTE D substitution out
02:33				5 BURKE J substitution in
02:24		<b>72-63</b>	<b>9</b>	10 WHEELER-THOMAS D 2pt FG from turnover in the paint, layup made (18)
02:05	13 CARDENAS A foul drawn (6)			10 WHEELER-THOMAS D foul personal (3 - 8)
02:05	13 CARDENAS A 1&1 free throw 1 missed			
02:05				5 BURKE J defensive rebound (3)
01:38				14 SKUNBERG B 2pt FG in the paint, layup blocked
01:38	15 ANDERSON T block (2)			
01:34	13 CARDENAS A defensive rebound (3)			
01:21	15 ANDERSON T foul drawn (3)			23 MORGAN A foul shooting (4 - 9)
01:21	15 ANDERSON T free throw 1 - 2 made (20)	<b>73-63</b>	<b>10</b>	
01:21				5 BURKE J substitution out
01:21				13 DISSETTE D substitution in
01:21	15 ANDERSON T free throw 2 - 2 made (21)	<b>74-63</b>	<b>11</b>	
01:02				10 WHEELER-THOMAS D 2pt FG in the paint, layup missed
01:00	5 GORENER T defensive rebound (4)			
01:00	5 GORENER T foul drawn (2)			10 WHEELER-THOMAS D foul personal (4 - 10)
01:00	5 GORENER T free throw fast break 1 - 2 made (14)	<b>75-63</b>	<b>12</b>	
01:00				10 WHEELER-THOMAS D substitution out
01:00				12 WADDLES L substitution in
01:00	5 GORENER T free throw fast break 2 - 2 made (15)	<b>76-63</b>	<b>13</b>	
00:47	13 CARDENAS A foul shooting (4 - 10)			11 WHITE J foul drawn (2)
00:47		<b>76-64</b>	<b>12</b>	11 WHITE J free throw 1 - 2 made (7)
00:47		<b>76-65</b>	<b>11</b>	11 WHITE J free throw 2 - 2 made (8)
00:47				23 MORGAN A substitution out
00:47				34 FEDDERSEN N substitution in
00:40	0 AMEY JR. M foul drawn (3)			14 SKUNBERG B foul personal (3 - 11)
00:40	0 AMEY JR. M free throw fast break 1 - 2 made (13)	<b>77-65</b>	<b>12</b>	



Official Basketball Play by Play - Second Half  
**North Dakota St. at San Jose St.**  
 11/27/23 Provident Credit Union Event Center, San Jose, CA  
 2023-24 Men's Basketball

**Game Time:** 8:00 PM  
**Game Duration:** 1:43  
**Attendance:** 1,322

**Officials:** Tony Padilla, Keith Kimble, John Gaffney

Game Time	SJSU	Score	Diff	NDSU
00:40	25 PERRY R substitution out			
00:40	23 SEIXAS D substitution in			
00:40	0 AMEY JR. M free throw fast break 2 - 2 made (14)	<b>78-65</b>	<b>13</b>	
00:24				14 SKUNBERG B 2pt FG outside the paint, jump shot missed
00:22	0 AMEY JR. M defensive rebound (10)			
<b>END OF GAME</b>				
<b>SJSU 78-65 NDSU</b>				



**Officials:** Tony Padilla, Keith Kimble, John Gaffney

**North Dakota St. - 38**

NO.	Name	F	Min	FG	3P	FT	Rebounds			Fouls		TP	AS	TO	ST	Blocks		+/-
				M-A	M-A	M-A	OR	DR	TOT	PF	FD					BS	BA	
5	Jeremiah Burke	F	08:51	1-1	0-0	0-1	0	2	2	1	1	2	0	1	0	0	0	6
23	Andrew Morgan	F	13:29	1-1	0-0	2-4	0	2	2	2	3	4	2	0	0	0	0	1
10	Damari Wheeler-Thomas	G	15:31	4-9	0-2	6-6	0	0	0	4	3	14	1	0	0	0	0	-7
11	Jacari White	G	16:45	1-3	1-2	2-2	0	4	4	1	2	5	0	0	0	0	0	-5
14	Boden Skunberg	G	17:26	3-11	1-2	0-0	0	0	0	1	0	7	0	1	1	0	3	-9
13	Darik Dissette		13:43	1-1	0-0	0-0	1	0	1	1	0	2	1	0	2	0	0	-13
34	Noah Feddersen		02:48	0-1	0-0	0-0	0	0	0	0	0	0	0	0	0	0	1	-8
12	Lance Waddles		07:44	1-2	1-2	1-2	0	1	1	1	1	4	1	0	0	0	0	-4
22	Joshua Streit		03:43	0-1	0-0	0-0	2	1	3	0	0	0	0	0	0	0	0	-1
Team							1	0	1			0		0				
<b>Totals</b>				12-30	3-8	11-15	4	10	14	11	10	38	5	2	3	0	4	-8

Shooting By Period		
2 <sup>nd</sup> FG%	12-30	40.0%
3PT%	3-8	37.5%
FT%	11-15	73.3%
GM FG%	12-30	40.0%
3PT%	3-8	37.5%
FT%	11-15	73.3%

Dead Ball Rebounds: 0, 0

Technical Fouls::NONE

**San Jose St. - 46**

NO.	Name	F	Min	FG	3P	FT	Rebounds			Fouls		TP	AS	TO	ST	Blocks		+/-
				M-A	M-A	M-A	OR	DR	TOT	PF	FD					BS	BA	
5	Tibet Gorener	F	16:21	3-8	3-6	2-2	0	1	1	0	1	11	0	0	0	1	0	2
15	Trey Anderson	F	17:36	4-6	3-5	3-3	1	2	3	0	3	14	2	0	0	2	0	5
4	Adrame Diongue	C	01:15	0-0	0-0	0-0	0	0	0	3	0	0	0	1	0	1	0	-1
0	Myron Amey Jr.	G	18:53	3-4	1-2	3-3	0	5	5	0	2	10	3	0	0	0	0	8
13	Alvaro Cardenas	G	20:00	1-2	0-0	4-5	0	3	3	3	4	6	3	1	0	0	0	8
2	Rickey Mitchell Jr.		00:00	0-0	0-0	0-0	0	0	0	0	0	0	0	0	0	0	0	0
23	Diogo Seixas		11:12	1-2	0-1	0-0	0	3	3	2	0	2	0	2	0	0	0	0
21	William Humer		05:41	1-1	1-1	0-0	0	0	0	1	1	3	0	2	0	0	0	8
25	Ryen Perry		09:02	0-0	0-0	0-0	0	2	2	1	0	0	1	0	0	0	0	10
Team							0	2	2			0		0				
<b>Totals</b>				13-23	8-15	12-13	1	18	19	10	11	46	9	6	0	4	0	8

Shooting By Period		
2 <sup>nd</sup> FG%	13-23	56.5%
3PT%	8-15	53.3%
FT%	12-13	92.3%
GM FG%	13-23	56.5%
3PT%	8-15	53.3%
FT%	12-13	92.3%

Dead Ball Rebounds: 0, 0

Technical Fouls::NONE

	NDSU	SJSU
<b>Biggest lead</b>	1 (2 <sup>nd</sup> 17:43)	13 (2 <sup>nd</sup> 1:00)
<b>Best Scoring Run</b>	6(2 <sup>nd</sup> 17:43)	8(2 <sup>nd</sup> 12:17)
<b>Lead Changes</b>	2	
<b>Times Tied</b>	1	
<b>Time with Lead</b>	00:20	19:01

Points from	NDSU	SJSU
<b>Turnovers</b>	8	0
<b>Paint</b>	14	10
<b>Second Chance</b>	4	3
<b>Fast Breaks</b>	0	8
<b>Bench</b>	6	5

	Period by Period Scoring		
	1st	2nd	TOT
<b>NDSU</b>	27	38	65
<b>SJSU</b>	32	46	78



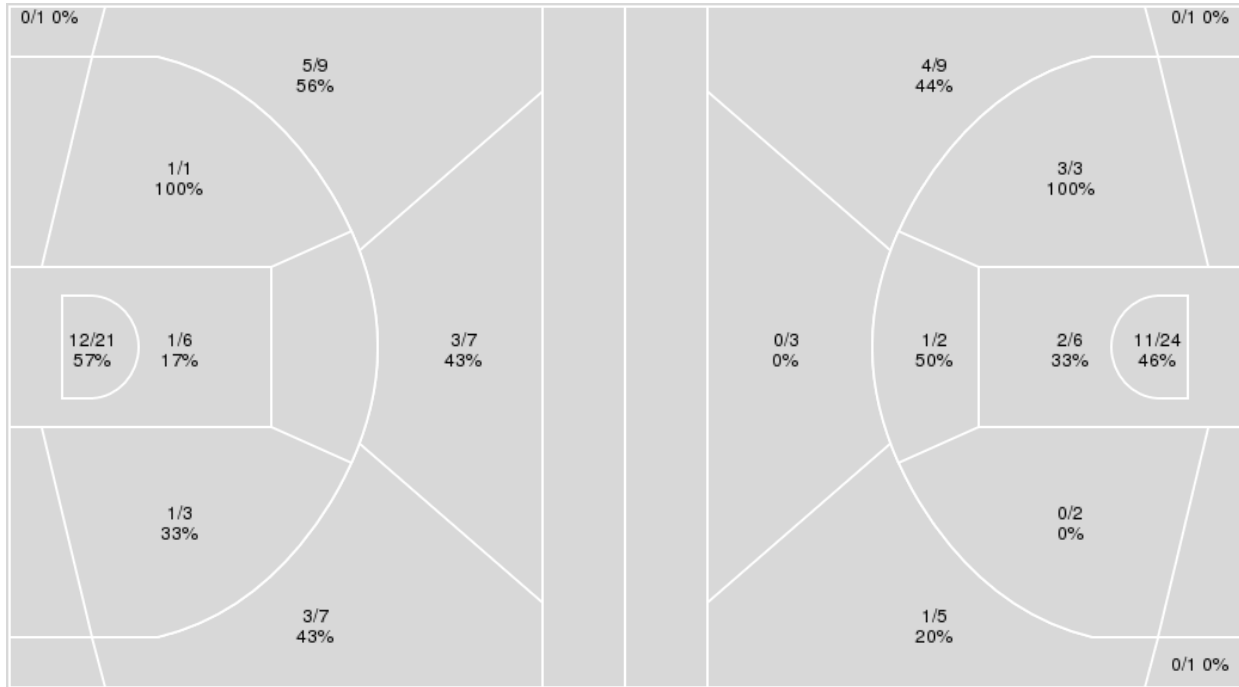
**Officials:** Tony Padilla, Keith Kimble, John Gaffney

{ Players => 0, 1, 2, 4, 5, 6, 7, 8, 13, 15, 20, 21, 22, 23, 24, 25; } FG  
 Types => All; Results => All;

{ Players => 0, 2, 5, 10, 11, 12, 13, 14, 22, 23, 24, 33, 34, 40; } FG  
 Types => All; Results => All;

**San Jose St.**

**North Dakota St.**



San Jose St.	M/A	%
Field Goals	26/55	47
2 Points	15/31	48
3 Points	11/24	46
Free Throws	15/20	75

North Dakota St.	M/A	%
Field Goals	22/56	39
2 Points	17/37	46
3 Points	5/19	26
Free Throws	16/22	73



**Officials:** Tony Padilla, Keith Kimble, John Gaffney

**North Dakota St.**

No	Name	Mins		Score		Points Diff		Points per Min		Assists		Rebounds		Steals		Turnovers	
		On	Off	On	Off	On	Off	On	Off	On	Off	On	Off	On	Off	On	Off
5	Jeremiah Burke	21:15	18:45	35 - 32	30 - 46	3	-16	1.65	1.60	3	5	20	14	2	1	4	5
10	Damari Wheeler-Thomas	34:21	05:39	56 - 67	9 - 11	-11	-2	1.63	1.59	6	2	30	4	2	1	6	3
11	Jacari White	29:49	10:11	43 - 54	22 - 24	-11	-2	1.44	2.16	4	4	26	8	3	0	7	2
12	Lance Waddles	15:50	24:10	31 - 35	34 - 43	-4	-9	1.96	1.41	6	2	12	22	1	2	5	4
13	Darik Dissette	22:24	17:36	40 - 54	25 - 24	-14	1	1.79	1.42	7	1	16	18	2	1	5	4
14	Boden Skunberg	36:21	03:39	55 - 70	10 - 8	-15	2	1.51	2.74	6	2	32	2	2	1	9	0
22	Joshua Streit	07:04	32:56	6 - 9	59 - 69	-3	-10	0.85	1.79	1	7	8	26	0	3	2	7
23	Andrew Morgan	23:37	16:23	47 - 50	18 - 28	-3	-10	1.99	1.10	4	4	18	16	2	1	5	4
34	Noah Feddersen	09:19	30:41	12 - 19	53 - 59	-7	-6	1.29	1.73	3	5	8	26	1	2	2	7

**San Jose St.**

No	Name	Mins		Score		Points Diff		Points per Min		Assists		Rebounds		Steals		Turnovers	
		On	Off	On	Off	On	Off	On	Off	On	Off	On	Off	On	Off	On	Off
0	Myron Amey Jr.	31:58	08:02	66 - 48	12 - 17	18	-5	2.06	1.49	11	3	33	3	3	2	6	2
1	Garrett Anderson	04:58	35:02	7 - 12	71 - 53	-5	18	1.41	2.03	1	13	1	35	1	4	1	7
2	Rickey Mitchell Jr.	03:55	36:05	8 - 8	70 - 57	0	13	2.04	1.94	2	12	3	33	1	4	0	8
4	Adrame Diongue	04:44	35:16	5 - 8	73 - 57	-3	16	1.06	2.07	1	13	3	33	0	5	2	6
5	Tibet Gorener	32:29	07:31	59 - 51	19 - 14	8	5	1.82	2.53	9	5	29	7	5	0	6	2
6	Latrell Davis	03:01	36:59	5 - 6	73 - 59	-1	14	1.66	1.97	1	13	1	35	0	5	1	7
13	Alvaro Cardenas	35:46	04:14	72 - 60	6 - 5	12	1	2.01	1.42	14	0	29	7	4	1	8	0
15	Trey Anderson	35:19	04:41	65 - 56	13 - 9	9	4	1.84	2.78	12	2	34	2	4	1	7	1
21	William Humer	14:27	25:33	32 - 18	46 - 47	14	-1	2.21	1.80	5	9	17	19	3	2	2	6
23	Diogo Seixas	18:57	21:03	36 - 35	42 - 30	1	12	1.90	1.99	8	6	14	22	2	3	4	4
25	Ryen Perry	14:26	25:34	35 - 23	43 - 42	12	1	2.42	1.68	6	8	16	20	2	3	3	5

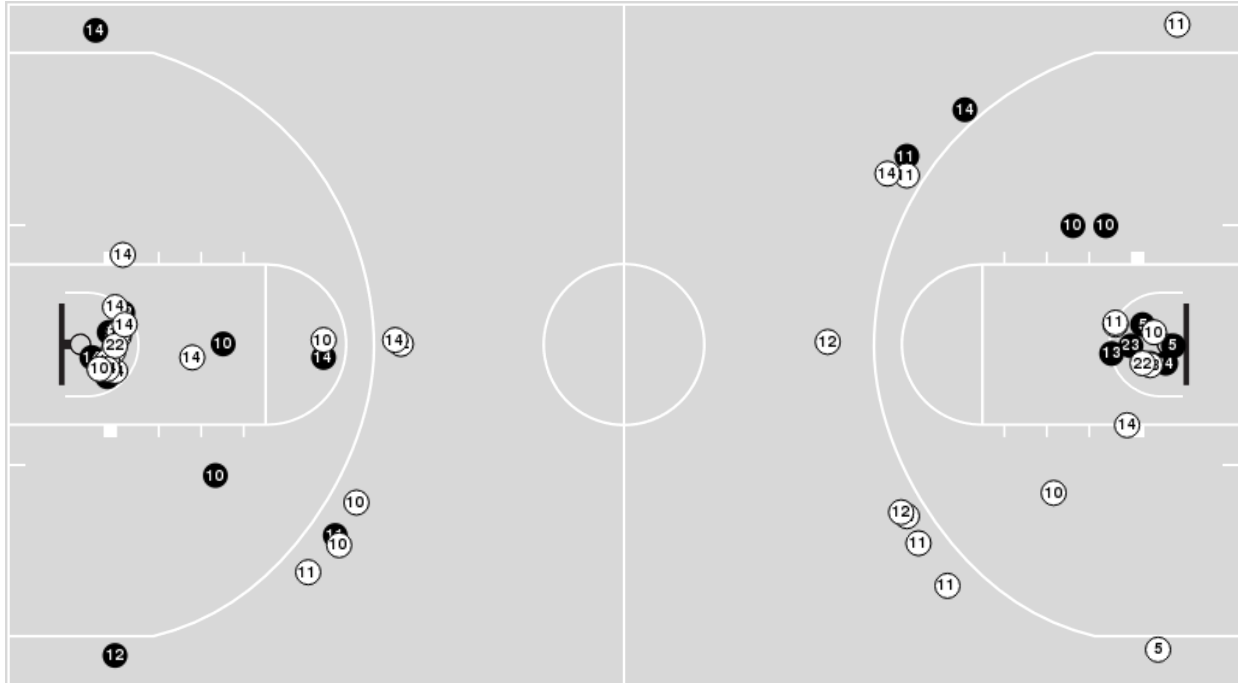




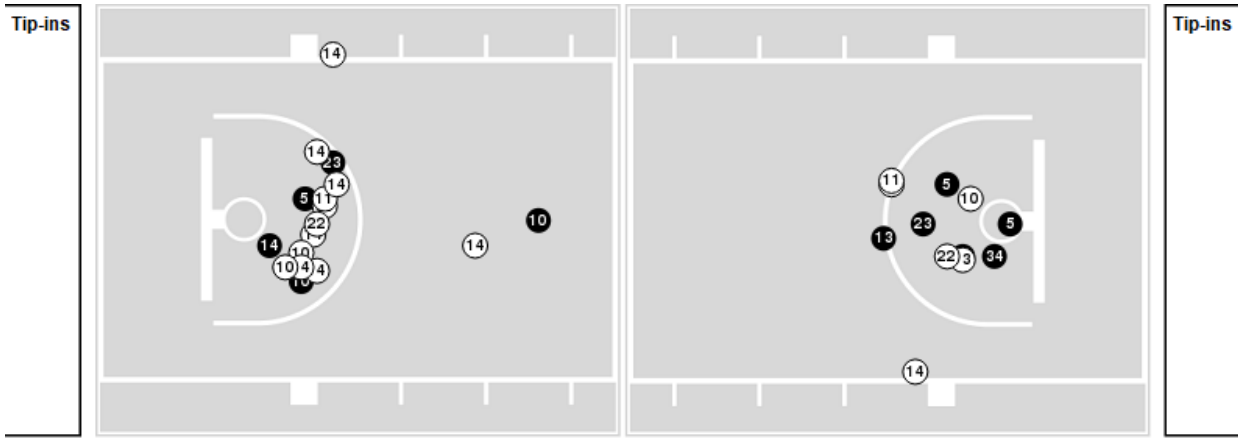
Players => 0, 2, 5, 10, 11, 12, 13, 14, 22, 23, 24, 33, 34, 40FG Types=>AllResults=>All

**North Dakota St.**

**All Field Goals**



**Blow Up Chart**



● Made    ○ Missed    N - Player Number

North Dakota St.	M/A	%
Field Goals	22/56	39
2 Points	17/37	46
3 Points	5/19	26
Free Throws	16/22	73

North Dakota St.	M/A	%
Points in the Paint	26 (13 / 30)	43
Fast Break Points	4 (2/2)	100
Second Chance Points	4 (3/7)	43
Effective FG%	44	

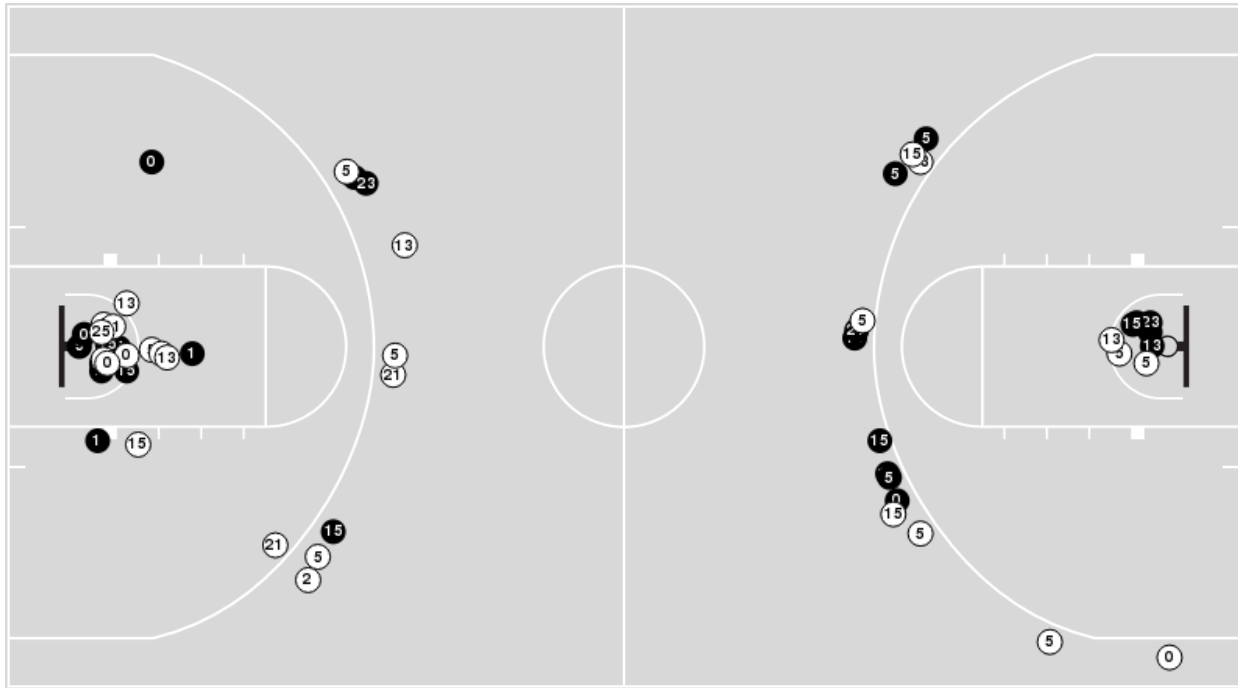


**Officials:** Tony Padilla, Keith Kimble, John Gaffney

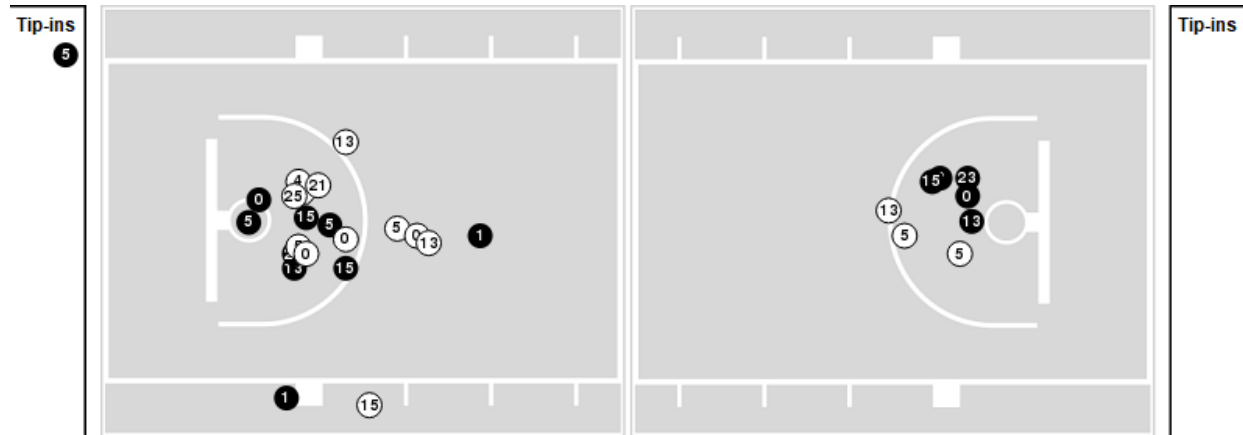
Players => 0, 1, 2, 4, 5, 6, 7, 8, 13, 15, 20, 21, 22, 23, 24, 25FG Types=>AllResults=>All

**San Jose St.**

**All Field Goals**



**Blow Up Chart**



● Made    ○ Missed    N - Player Number

San Jose St.	M/A	%
Field Goals	26/55	47
2 Points	15/31	48
3 Points	11/24	46
Free Throws	15/20	75

San Jose St.	M/A	%
Points in the Paint	26 (13 / 27)	48
Fast Break Points	8 (7/11)	64
Second Chance Points	10 (6/8)	75
Effective FG%	57	



**Officials:** Tony Padilla, Keith Kimble, John Gaffney

**North Dakota St.**

Lineup	Quarter On	Time On	Quarter Off	Time Off	Time on Court	Score	Score Diff	Reb	Stl	Tov	Ass	PPP
5- Burke J/ 10- Wheeler-Thomas D/ 11- White J/ 14- Skunberg B/ 23- Morgan A/	1	20:00	1	12:20	07:40	7-11	-4	8	0	2	0	0.5892
10- Wheeler-Thomas D/ 12- Waddles L/ 13- Dissette D/ 14- Skunberg B/ 23- Morgan A/	1	12:20	1	12:20	00:00	2-0	2	0	0	0	0	2.2727
10- Wheeler-Thomas D/ 12- Waddles L/ 13- Dissette D/ 14- Skunberg B/ 34- Feddersen N/	1	12:20	1	09:19	03:01	4-5	-1	3	0	1	1	0.8000
11- White J/ 12- Waddles L/ 13- Dissette D/ 14- Skunberg B/ 23- Morgan A/	1	09:19	1	08:09	01:10	1-2	-1	1	0	2	0	0.4098
5- Burke J/ 10- Wheeler-Thomas D/ 11- White J/ 13- Dissette D/ 23- Morgan A/	1	08:09	1	07:04	01:05	3-2	1	1	0	0	0	2.0833
5- Burke J/ 10- Wheeler-Thomas D/ 11- White J/ 14- Skunberg B/ 22- Streit J/	1	07:04	1	03:55	03:09	2-4	-2	3	0	1	0	0.4000
10- Wheeler-Thomas D/ 12- Waddles L/ 13- Dissette D/ 14- Skunberg B/ 22- Streit J/	1	03:55	1	03:43	00:12	0-0	0	0	0	0	0	0.0000
10- Wheeler-Thomas D/ 12- Waddles L/ 13- Dissette D/ 14- Skunberg B/ 23- Morgan A/	1	03:43	1	03:30	00:13	0-2	-2	0	0	0	0	0.0000
10- Wheeler-Thomas D/ 12- Waddles L/ 13- Dissette D/ 14- Skunberg B/ 34- Feddersen N/	1	03:30	1	00:30	02:59	6-6	0	3	0	1	1	1.3514
5- Burke J/ 10- Wheeler-Thomas D/ 12- Waddles L/ 14- Skunberg B/ 34- Feddersen N/	1	00:30	2	20:00	00:30	2-0	2	1	0	0	1	2.0000
5- Burke J/ 10- Wheeler-Thomas D/ 11- White J/ 14- Skunberg B/ 23- Morgan A/	2	20:00	2	14:55	05:05	12-8	4	5	1	1	0	1.3043
10- Wheeler-Thomas D/ 11- White J/ 13- Dissette D/ 14- Skunberg B/ 34- Feddersen N/	2	14:55	2	13:24	01:31	0-5	-5	0	1	0	0	0.0000
5- Burke J/ 10- Wheeler-Thomas D/ 11- White J/ 13- Dissette D/ 34- Feddersen N/	2	13:24	2	12:54	00:30	0-1	-1	1	0	0	0	0.0000
5- Burke J/ 10- Wheeler-Thomas D/ 12- Waddles L/ 13- Dissette D/ 23- Morgan A/	2	12:54	2	12:03	00:51	2-2	0	0	0	0	0	1.0638
5- Burke J/ 11- White J/ 12- Waddles L/ 13- Dissette D/ 23- Morgan A/	2	12:03	2	10:50	01:13	5-3	2	0	1	0	2	2.0492
11- White J/ 12- Waddles L/ 13- Dissette D/ 14- Skunberg B/ 23- Morgan A/	2	10:50	2	10:09	00:41	0-2	-2	0	0	0	0	0.0000
10- Wheeler-Thomas D/ 12- Waddles L/ 13- Dissette D/ 14- Skunberg B/ 23- Morgan A/	2	10:09	2	09:06	01:03	3-6	-3	0	0	0	0	1.5957
10- Wheeler-Thomas D/ 12- Waddles L/ 13- Dissette D/ 14- Skunberg B/ 22- Streit J/	2	09:06	2	07:45	01:21	3-3	0	1	0	0	1	1.2295
11- White J/ 12- Waddles L/ 13- Dissette D/ 14- Skunberg B/ 22- Streit J/	2	07:45	2	06:44	01:01	1-0	1	3	0	1	0	0.5319
11- White J/ 12- Waddles L/ 13- Dissette D/ 14- Skunberg B/ 23- Morgan A/	2	06:44	2	06:10	00:34	0-1	-1	0	0	0	0	0.0000
10- Wheeler-Thomas D/ 11- White J/ 13- Dissette D/ 14- Skunberg B/ 23- Morgan A/	2	06:10	2	03:54	02:16	8-7	1	2	0	0	2	2.0000
10- Wheeler-Thomas D/ 11- White J/ 13- Dissette D/ 14- Skunberg B/ 22- Streit J/	2	03:54	2	02:33	01:21	0-2	-2	1	0	0	0	0.0000
10- Wheeler-Thomas D/ 11- White J/ 13- Dissette D/ 14- Skunberg B/ 23- Morgan A/	2	02:33	2	02:33	00:00	0-0	0	0	0	0	0	0.0000
5- Burke J/ 10- Wheeler-Thomas D/ 11- White J/ 14- Skunberg B/ 23- Morgan A/	2	02:33	2	01:21	01:12	2-1	1	1	0	0	0	1.0000
10- Wheeler-Thomas D/ 11- White J/ 13- Dissette D/ 14- Skunberg B/ 23- Morgan A/	2	01:21	2	01:00	00:21	0-2	-2	0	0	0	0	0.0000
11- White J/ 12- Waddles L/ 13- Dissette D/ 14- Skunberg B/ 23- Morgan A/	2	01:00	2	00:47	00:12	2-1	1	0	0	0	0	2.2727
11- White J/ 12- Waddles L/ 13- Dissette D/ 14- Skunberg B/ 34- Feddersen N/	2	00:47	2	00:00	00:47	0-2	-2	0	0	0	0	0.0000



**Officials:** Tony Padilla, Keith Kimble, John Gaffney

**San Jose St.**

Lineup	Quarter On	Time On	Quarter Off	Time Off	Time on Court	Score	Score Diff	Reb	Stl	Tov	Ass	PPP
0- Amey Jr. M/ 4- Diongue A/ 5- Gorener T/ 13- Cardenas A/ 15- Anderson T/	1	20:00	1	16:52	03:08	4-5	-1	1	0	1	1	0.8000
0- Amey Jr. M/ 5- Gorener T/ 13- Cardenas A/ 15- Anderson T/ 21- Humer W/	1	16:52	1	12:20	04:32	7-2	5	5	2	0	1	0.8750
1- Anderson G/ 6- Davis L/ 13- Cardenas A/ 15- Anderson T/ 23- Seixas D/	1	12:20	1	10:26	01:54	3-4	-1	1	0	1	1	1.0000
1- Anderson G/ 5- Gorener T/ 6- Davis L/ 13- Cardenas A/ 23- Seixas D/	1	10:26	1	09:19	01:07	2-2	0	0	0	0	0	1.0638
1- Anderson G/ 5- Gorener T/ 13- Cardenas A/ 23- Seixas D/ 25- Perry R/	1	09:19	1	08:30	00:49	2-0	2	0	1	0	0	1.3889
1- Anderson G/ 4- Diongue A/ 5- Gorener T/ 13- Cardenas A/ 25- Perry R/	1	08:30	1	08:09	00:21	0-1	-1	0	0	0	0	0.0000
0- Amey Jr. M/ 5- Gorener T/ 15- Anderson T/ 21- Humer W/ 25- Perry R/	1	08:09	1	03:55	04:14	6-5	1	7	1	0	0	1.0000
0- Amey Jr. M/ 2- Mitchell Jr. R/ 13- Cardenas A/ 15- Anderson T/ 23- Seixas D/	1	03:55	1	02:44	01:11	5-0	5	2	0	0	1	2.1552
1- Anderson G/ 2- Mitchell Jr. R/ 13- Cardenas A/ 15- Anderson T/ 23- Seixas D/	1	02:44	1	01:57	00:47	0-5	-5	0	0	0	0	0.0000
2- Mitchell Jr. R/ 5- Gorener T/ 13- Cardenas A/ 15- Anderson T/ 23- Seixas D/	1	01:57	2	20:00	01:57	3-3	0	1	1	0	1	1.0000
0- Amey Jr. M/ 4- Diongue A/ 5- Gorener T/ 13- Cardenas A/ 15- Anderson T/	2	20:00	2	19:15	00:45	0-2	-2	1	0	1	0	0.0000
0- Amey Jr. M/ 5- Gorener T/ 13- Cardenas A/ 15- Anderson T/ 23- Seixas D/	2	19:15	2	14:55	04:20	8-10	-2	2	0	0	2	1.1429
0- Amey Jr. M/ 13- Cardenas A/ 15- Anderson T/ 21- Humer W/ 25- Perry R/	2	14:55	2	13:24	01:31	5-0	5	2	0	1	1	1.6667
0- Amey Jr. M/ 4- Diongue A/ 13- Cardenas A/ 15- Anderson T/ 25- Perry R/	2	13:24	2	12:54	00:30	1-0	1	1	0	0	0	0.6944
0- Amey Jr. M/ 13- Cardenas A/ 15- Anderson T/ 23- Seixas D/ 25- Perry R/	2	12:54	2	11:16	01:38	5-5	0	1	0	0	2	2.5000
5- Gorener T/ 13- Cardenas A/ 15- Anderson T/ 23- Seixas D/ 25- Perry R/	2	11:16	2	10:09	01:07	2-2	0	1	0	1	1	1.0000
0- Amey Jr. M/ 5- Gorener T/ 13- Cardenas A/ 21- Humer W/ 25- Perry R/	2	10:09	2	07:45	02:24	9-6	3	2	0	1	2	1.8000
0- Amey Jr. M/ 5- Gorener T/ 13- Cardenas A/ 15- Anderson T/ 23- Seixas D/	2	07:45	2	06:44	01:01	0-1	-1	1	0	1	0	0.0000
0- Amey Jr. M/ 5- Gorener T/ 13- Cardenas A/ 15- Anderson T/ 21- Humer W/	2	06:44	2	04:58	01:46	5-5	0	1	0	0	1	2.6596
0- Amey Jr. M/ 5- Gorener T/ 13- Cardenas A/ 15- Anderson T/ 23- Seixas D/	2	04:58	2	02:33	02:25	5-3	2	4	0	1	0	0.9398
0- Amey Jr. M/ 5- Gorener T/ 13- Cardenas A/ 15- Anderson T/ 25- Perry R/	2	02:33	2	00:40	01:52	5-4	1	2	0	0	0	1.8939
0- Amey Jr. M/ 5- Gorener T/ 13- Cardenas A/ 15- Anderson T/ 23- Seixas D/	2	00:40	2	00:00	00:40	1-0	1	1	0	0	0	2.2727



Official Basketball Line Up Analysis - Final  
**North Dakota St. at San Jose St.**  
 11/27/23 Provident Credit Union Event Center, San Jose, CA  
 2023-24 Men's Basketball

**Game Time:** 8:00 PM  
**Game Duration:** 1:43  
**Attendance:** 1,322

**Officials:** Tony Padilla, Keith Kimble, John Gaffney

**North Dakota St.**

Lineup	Time	Score	Score Diff	Pts/Min	Reb	Stl	Tov	Ass	PPP
5- Burke J/ 10- Wheeler-Thomas D/ 11- White J/ 14- Skunberg B/ 23- Morgan A/	13:57	21-20	1	1.5054	14	1	3	0	0.9099
10- Wheeler-Thomas D/ 12- Waddles L/ 13- Dissette D/ 14- Skunberg B/ 34- Feddersen N/	06:00	10-11	-1	1.6634	6	0	2	2	1.0593
5- Burke J/ 10- Wheeler-Thomas D/ 11- White J/ 14- Skunberg B/ 22- Streit J/	03:09	2-4	-2	0.6349	3	0	1	0	0.4000
11- White J/ 12- Waddles L/ 13- Dissette D/ 14- Skunberg B/ 23- Morgan A/	02:37	3-6	-3	1.1414	1	0	2	0	0.6944
10- Wheeler-Thomas D/ 11- White J/ 13- Dissette D/ 14- Skunberg B/ 23- Morgan A/	02:37	8-9	-1	3.0573	2	0	0	2	1.6000
10- Wheeler-Thomas D/ 12- Waddles L/ 13- Dissette D/ 14- Skunberg B/ 22- Streit J/	01:33	3-3	0	1.9355	1	0	0	1	1.2295
10- Wheeler-Thomas D/ 11- White J/ 13- Dissette D/ 14- Skunberg B/ 34- Feddersen N/	01:31	0-5	-5	0.0000	0	1	0	0	0.0000
10- Wheeler-Thomas D/ 11- White J/ 13- Dissette D/ 14- Skunberg B/ 22- Streit J/	01:21	0-2	-2	0.0000	1	0	0	0	0.0000
10- Wheeler-Thomas D/ 12- Waddles L/ 13- Dissette D/ 14- Skunberg B/ 23- Morgan A/	01:16	5-8	-3	3.9474	0	0	0	0	1.8116
5- Burke J/ 11- White J/ 12- Waddles L/ 13- Dissette D/ 23- Morgan A/	01:13	5-3	2	4.1096	0	1	0	2	2.0492
5- Burke J/ 10- Wheeler-Thomas D/ 11- White J/ 13- Dissette D/ 23- Morgan A/	01:05	3-2	1	2.7692	1	0	0	0	2.0833
11- White J/ 12- Waddles L/ 13- Dissette D/ 14- Skunberg B/ 22- Streit J/	01:01	1-0	1	0.9836	3	0	1	0	0.5319
5- Burke J/ 10- Wheeler-Thomas D/ 12- Waddles L/ 13- Dissette D/ 23- Morgan A/	00:51	2-2	0	2.3529	0	0	0	0	1.0638
11- White J/ 12- Waddles L/ 13- Dissette D/ 14- Skunberg B/ 34- Feddersen N/	00:47	0-2	-2	0.0000	0	0	0	0	0.0000
5- Burke J/ 10- Wheeler-Thomas D/ 12- Waddles L/ 14- Skunberg B/ 34- Feddersen N/	00:30	2-0	2	3.9604	1	0	0	1	2.0000
5- Burke J/ 10- Wheeler-Thomas D/ 11- White J/ 13- Dissette D/ 34- Feddersen N/	00:30	0-1	-1	0.0000	1	0	0	0	0.0000



Official Basketball Line Up Analysis - Final  
**North Dakota St. at San Jose St.**  
 11/27/23 Provident Credit Union Event Center, San Jose, CA  
 2023-24 Men's Basketball

**Game Time:** 8:00 PM  
**Game Duration:** 1:43  
**Attendance:** 1,322

**Officials:** Tony Padilla, Keith Kimble, John Gaffney

**San Jose St.**

Lineup	Time	Score	Score Diff	Pts/Min	Reb	Stl	Tov	Ass	PPP
0- Amey Jr. M/ 5- Gorener T/ 13- Cardenas A/ 15- Anderson T/ 23- Seixas D/	08:26	14-14	0	1.6575	8	0	2	2	0.9485
0- Amey Jr. M/ 5- Gorener T/ 13- Cardenas A/ 15- Anderson T/ 21- Humer W/	06:18	12-7	5	1.9048	6	2	0	2	1.2146
0- Amey Jr. M/ 5- Gorener T/ 15- Anderson T/ 21- Humer W/ 25- Perry R/	04:14	6-5	1	1.4173	7	1	0	0	1.0000
0- Amey Jr. M/ 4- Diongue A/ 5- Gorener T/ 13- Cardenas A/ 15- Anderson T/	03:53	4-7	-3	1.0300	2	0	2	1	0.6667
0- Amey Jr. M/ 5- Gorener T/ 13- Cardenas A/ 21- Humer W/ 25- Perry R/	02:24	9-6	3	3.7500	2	0	1	2	1.8000
2- Mitchell Jr. R/ 5- Gorener T/ 13- Cardenas A/ 15- Anderson T/ 23- Seixas D/	01:57	3-3	0	1.5385	1	1	0	1	1.0000
1- Anderson G/ 6- Davis L/ 13- Cardenas A/ 15- Anderson T/ 23- Seixas D/	01:54	3-4	-1	1.5789	1	0	1	1	1.0000
0- Amey Jr. M/ 5- Gorener T/ 13- Cardenas A/ 15- Anderson T/ 25- Perry R/	01:52	5-4	1	2.6738	2	0	0	0	1.8939
0- Amey Jr. M/ 13- Cardenas A/ 15- Anderson T/ 23- Seixas D/ 25- Perry R/	01:38	5-5	0	3.0612	1	0	0	2	2.5000
0- Amey Jr. M/ 13- Cardenas A/ 15- Anderson T/ 21- Humer W/ 25- Perry R/	01:31	5-0	5	3.2967	2	0	1	1	1.6667
0- Amey Jr. M/ 2- Mitchell Jr. R/ 13- Cardenas A/ 15- Anderson T/ 23- Seixas D/	01:11	5-0	5	4.2254	2	0	0	1	2.1552
1- Anderson G/ 5- Gorener T/ 6- Davis L/ 13- Cardenas A/ 23- Seixas D/	01:07	2-2	0	1.7910	0	0	0	0	1.0638
5- Gorener T/ 13- Cardenas A/ 15- Anderson T/ 23- Seixas D/ 25- Perry R/	01:07	2-2	0	1.7910	1	0	1	1	1.0000
1- Anderson G/ 5- Gorener T/ 13- Cardenas A/ 23- Seixas D/ 25- Perry R/	00:49	2-0	2	2.4490	0	1	0	0	1.3889
1- Anderson G/ 2- Mitchell Jr. R/ 13- Cardenas A/ 15- Anderson T/ 23- Seixas D/	00:47	0-5	-5	0.0000	0	0	0	0	0.0000
0- Amey Jr. M/ 4- Diongue A/ 13- Cardenas A/ 15- Anderson T/ 25- Perry R/	00:30	1-0	1	2.0000	1	0	0	0	0.6944
1- Anderson G/ 4- Diongue A/ 5- Gorener T/ 13- Cardenas A/ 25- Perry R/	00:21	0-1	-1	0.0000	0	0	0	0	0.0000