



Officials: Michael Irving, Michael Scyphers, Jeff Wooten

San Jose St. - 77

Record: 5-3

NO.	Name	F	Min	FG	3P	FT	Rebounds			Fouls		TP	AS	TO	ST	Blocks		+/-
				M-A	M-A	M-A	OR	DR	TOT	PF	FD					BS	BA	
5	Tibet Gorener	F	35:56	6-13	1-7	4-6	4	5	9	2	3	17	1	2	0	1	1	-14
15	Trey Anderson	F	25:09	5-5	3-3	0-0	0	2	2	5	1	13	2	0	0	1	0	12
4	Adrame Diongue	C	19:01	1-2	0-0	0-0	1	4	5	5	0	2	1	2	1	1	0	6
0	Myron Amey Jr.	G	35:22	7-16	3-5	5-6	1	5	6	2	2	22	2	1	2	0	2	-7
13	Alvaro Cardenas	G	41:40	4-16	0-4	3-4	1	3	4	1	3	11	4	2	0	0	2	-6
1	Garrett Anderson		14:35	0-5	0-2	0-2	0	1	1	1	2	0	1	0	1	0	2	4
21	William Humer		19:03	4-4	1-1	0-0	3	0	3	3	0	9	0	2	1	0	0	-3
25	Ryen Perry		20:39	1-2	1-1	0-0	0	1	1	1	2	3	0	0	1	0	0	-4
23	Diogo Seixas		10:48	0-2	0-2	0-0	0	1	1	2	1	0	0	1	0	0	0	-12
6	Latrell Davis		02:47	0-0	0-0	0-0	0	0	0	0	0	0	0	0	0	0	0	4
Team							5	1	6			0		0				
Totals				28-65	9-25	12-18	15	23	38	22	14	77	11	10	6	3	7	-4

Shooting By Period		
1st FG%	13-26	50.0%
3PT%	6-12	50.0%
FT%	6-8	75%
2nd FG%	12-26	46.2%
3PT%	2-7	28.6%
FT%	5-8	62.5%
OT FG%	3-13	23.1%
3PT%	1-6	16.7%
FT%	1-2	50%
GM FG%	28-65	43.1%
3PT%	9-25	36.0%
FT%	12-18	66.7%

Dead Ball Rebounds: 2, 0

Technical Fouls::NONE

Cal Poly - 81

Record: 3-4

NO.	Name	F	Min	FG	3P	FT	Rebounds			Fouls		TP	AS	TO	ST	Blocks		+/-
				M-A	M-A	M-A	OR	DR	TOT	PF	FD					BS	BA	
15	Aaron Price, Jr.	F	10:34	0-0	0-0	2-2	1	2	3	0	1	2	0	3	0	1	0	-3
21	Joel Armotrading	C	21:20	1-2	0-0	1-3	4	2	6	2	5	3	0	1	2	2	1	-7
0	Jarred Hyder	G	40:04	4-9	3-6	1-2	0	2	2	1	1	12	4	1	1	0	0	2
1	Quentin Jones	G	41:41	6-11	1-3	2-3	0	5	5	3	1	15	2	1	0	1	0	-1
3	Kobe Sanders	G	28:18	6-14	2-3	8-10	1	2	3	3	7	22	4	1	0	0	1	11
13	Paul Bizimana		32:04	4-8	0-1	3-6	2	6	8	1	5	11	0	1	2	2	1	12
33	Tuukka Jaakkola		19:41	3-3	0-0	1-2	1	3	4	1	1	7	0	1	0	1	0	1
2	Justin Page		24:05	3-5	1-1	0-0	0	0	0	2	0	7	2	2	0	0	0	10
14	Aidan Prukop		07:13	0-2	0-1	2-2	0	2	2	1	1	2	0	0	0	0	0	-5
Team							2	2	4			0		0				
Totals				27-54	7-15	20-30	11	26	37	14	22	81	12	11	5	7	3	4

Shooting By Period		
1st FG%	10-26	38.5%
3PT%	2-7	28.6%
FT%	8-11	72.7%
2nd FG%	14-22	63.6%
3PT%	4-6	66.7%
FT%	7-13	53.8%
OT FG%	3-6	50.0%
3PT%	1-2	50.0%
FT%	5-6	83.3%
GM FG%	27-54	50.0%
3PT%	7-15	46.7%
FT%	20-30	66.7%

Dead Ball Rebounds: 3, 0

Technical Fouls::NONE

	SJSU	CP
Biggest lead	11 (1st 5:37)	4 (1st OT 3:12)
Best Scoring Run	6 (2nd 9:25)	5 (2nd 15:59)
Lead Changes	7	
Times Tied	2	
Time with Lead	37:36	06:26

Points from	SJSU	CP
Turnovers	14	14
Paint	36	36
Second Chance	12	13
Fast Breaks	8	7
Bench	12	27

	Period by Period Scoring			
	1st	2nd	OT1	TOT
SJSU	38	31	8	77
CP	30	39	12	81



Period 1

Quarter Starters:

CP	0 Hyder J	1 Jones Q	3 Sanders K	15 Price, Jr. A	21 Armotrading J
SJSU	0 Amey Jr. M	4 Diongue A	5 Gorener T	13 Cardenas A	15 Anderson T

Game Time	CP	Score	Diff	SJSU
20:00	21 ARMOTRADING J jumpball won			15 ANDERSON T jumpball lost
19:45	3 SANDERS K 2pt FG in the paint, jump shot missed			
19:40				0 AMEY JR. M defensive rebound (1)
19:24		0-3	-3	15 ANDERSON T 3pt FG , jump shot made (3)
19:24				5 GORENER T assist (1)
18:56	3 SANDERS K turnover bad pass (1)			0 AMEY JR. M steal (1)
18:50		0-5	-5	5 GORENER T 2pt FG fast break from turnover in the paint, dunk, made (2)
18:50				0 AMEY JR. M assist (1)
18:31	0 HYDER J 2pt FG in the paint, jump shot missed			
18:27				4 DIONGUE A defensive rebound (1)
18:14				0 AMEY JR. M 2pt FG in the paint, layup blocked
18:14	21 ARMOTRADING J block (1)			
18:08	3 SANDERS K defensive rebound (1)			
18:06	3 SANDERS K 2pt FG in the paint, layup blocked			
18:06				15 ANDERSON T block (1)
17:58	offensive rebound (2)			
17:37	0 HYDER J 3pt FG second chance, jump shot made (3)	3-5	-2	
17:37	1 JONES Q assist (1)			
17:22		3-8	-5	0 AMEY JR. M 3pt FG , jump shot made (3)
17:22				4 DIONGUE A assist (1)
17:08	1 JONES Q 3pt FG , jump shot missed			
17:05	15 PRICE, JR. A offensive rebound (1)			
17:05	15 PRICE, JR. A foul drawn (1)			4 DIONGUE A foul shooting (1 - 1)
17:05	15 PRICE, JR. A free throw 1 - 2 made (1)	4-8	-4	
17:05	15 PRICE, JR. A free throw 2 - 2 made (2)	5-8	-3	
16:51				13 CARDENAS A 3pt FG , jump shot missed
16:46	1 JONES Q defensive rebound (1)			
16:40	3 SANDERS K 2pt FG outside the paint, jump shot missed			
16:36				0 AMEY JR. M defensive rebound (2)
16:30	0 HYDER J steal (1)			0 AMEY JR. M turnover lost ball (1)
16:22	1 JONES Q 2pt FG fast break from turnover in the paint, dunk, made (2)	7-8	-1	
16:22	0 HYDER J assist (1)			
16:10				13 CARDENAS A 2pt FG in the paint, layup blocked
16:10	15 PRICE, JR. A block (1)			
16:10				offensive rebound (4)
16:02				4 DIONGUE A 2pt FG second chance in the paint, hook shot missed
15:57	21 ARMOTRADING J defensive rebound (1)			
15:33	15 PRICE, JR. A turnover bad pass (1)			0 AMEY JR. M steal (2)
15:29	3 SANDERS K foul shooting (1 - 1)			15 ANDERSON T foul drawn (1)
15:29	Timeout media			
15:29		7-9	-2	0 AMEY JR. M free throw fast break 1 - 2 made (4)



Official Basketball Play by Play - First Half
San Jose St. at Cal Poly
 11/29/23 Mott Athletics Center, San Luis Obispo, CA
 2023-24 Men's Basketball

Game Time: 7:00 PM
Game Duration: 2:16
Attendance: 1,352

Officials: Michael Irving, Michael Scyphers, Jeff Wooten

Game Time	CP	Score	Diff	SJSU
15:29		7-10	-3	0 AMEY JR. M free throw fast break 2 - 2 made (5)
15:29	15 PRICE, JR. A substitution out			
15:29	21 ARMOTRADING J substitution out			
15:29	13 BIZIMANA P substitution in			
15:29	33 JAAKKOLA T substitution in			
15:29				0 AMEY JR. M substitution out
15:29				1 ANDERSON G substitution in
15:02	13 BIZIMANA P 2pt FG in the paint, layup made (2)	9-10	-1	
14:33		9-13	-4	5 GORENER T 3pt FG , jump shot made (5)
14:33				15 ANDERSON T assist (1)
14:11				4 DIONGUE A substitution out
14:11				21 HUMER W substitution in
14:06	13 BIZIMANA P foul drawn (1)			15 ANDERSON T foul personal (1 - 2)
14:00	13 BIZIMANA P 2pt FG in the paint, layup made (4)	11-13	-2	
14:00	0 HYDER J assist (2)			
13:49	3 SANDERS K foul shooting (2 - 2)			13 CARDENAS A foul drawn (1)
13:49		11-14	-3	13 CARDENAS A free throw 1 - 2 made (1)
13:49	3 SANDERS K substitution out			
13:49	2 PAGE J substitution in			
13:49				15 ANDERSON T substitution out
13:49				25 PERRY R substitution in
13:49		11-15	-4	13 CARDENAS A free throw 2 - 2 made (2)
13:18	33 JAAKKOLA T 2pt FG in the paint, layup made (2)	13-15	-2	
13:18	0 HYDER J assist (3)			
12:57				1 ANDERSON G 3pt FG , jump shot missed
12:53	13 BIZIMANA P defensive rebound (1)			
12:36	33 JAAKKOLA T turnover lost ball (1)			21 HUMER W steal (1)
12:22				5 GORENER T 3pt FG from turnover, jump shot missed
12:17	0 HYDER J defensive rebound (1)			
11:56	1 JONES Q 2pt FG outside the paint, jump shot missed			
11:52				5 GORENER T defensive rebound (1)
11:31				13 CARDENAS A 2pt FG in the paint, layup missed
11:27				21 HUMER W offensive rebound (1)
11:25		13-17	-4	21 HUMER W 2pt FG second chance in the paint, layup made (2)
11:25	Timeout media			
11:22	1 JONES Q substitution out			
11:22	13 BIZIMANA P substitution out			
11:22	33 JAAKKOLA T substitution out			
11:22	14 PRUKOP A substitution in			
11:22	15 PRICE, JR. A substitution in			
11:22	21 ARMOTRADING J substitution in			
11:22				5 GORENER T substitution out
11:22				13 CARDENAS A substitution out
11:22				21 HUMER W substitution out
11:22				0 AMEY JR. M substitution in
11:22				15 ANDERSON T substitution in
11:22				23 SEIXAS D substitution in
10:55	0 HYDER J 3pt FG , jump shot missed			



Official Basketball Play by Play - First Half
San Jose St. at Cal Poly
 11/29/23 Mott Athletics Center, San Luis Obispo, CA
 2023-24 Men's Basketball

Game Time: 7:00 PM
Game Duration: 2:16
Attendance: 1,352

Officials: Michael Irving, Michael Scyphers, Jeff Wooten

Game Time	CP	Score	Diff	SJSU
10:51				1 ANDERSON G defensive rebound (1)
10:29		13-19	-6	15 ANDERSON T 2pt FG in the paint, layup made (5)
10:29				1 ANDERSON G assist (1)
10:09	2 PAGE J 2pt FG in the paint, layup made (2)	15-19	-4	
09:54	2 PAGE J foul shooting (1 - 3)			1 ANDERSON G foul drawn (1)
09:54				1 ANDERSON G free throw 1 - 2 missed
09:54				offensive dead ball rebound (1)
09:54	0 HYDER J substitution out			
09:54	1 JONES Q substitution in			
09:53				1 ANDERSON G free throw 2 - 2 missed
09:50	15 PRICE, JR. A defensive rebound (2)			
09:31	15 PRICE, JR. A turnover lost ball (2)			25 PERRY R steal (1)
09:18		15-22	-7	15 ANDERSON T 3pt FG from turnover, jump shot made (8)
09:18				0 AMEY JR. M assist (2)
08:45	21 ARMOTRADING J turnover lost ball (1)			1 ANDERSON G steal (1)
08:23				1 ANDERSON G 2pt FG from turnover in the paint, layup blocked
08:23	21 ARMOTRADING J block (2)			
08:18	14 PRUKOP A defensive rebound (1)			
08:05	2 PAGE J 2pt FG outside the paint, jump shot missed			
08:02	21 ARMOTRADING J offensive rebound (2)			
08:02	21 ARMOTRADING J foul drawn (1)			23 SEIXAS D foul shooting (1 - 3)
08:02	21 ARMOTRADING J free throw 1 - 2 made (1)	16-22	-6	
08:02	15 PRICE, JR. A substitution out			
08:02	13 BIZIMANA P substitution in			
08:02				1 ANDERSON G substitution out
08:02				23 SEIXAS D substitution out
08:02				25 PERRY R substitution out
08:02				4 DIONGUE A substitution in
08:02				6 DAVIS L substitution in
08:02				13 CARDENAS A substitution in
08:01	21 ARMOTRADING J free throw 2 - 2 missed			
07:59				4 DIONGUE A defensive rebound (2)
07:42	21 ARMOTRADING J foul drawn (2)			4 DIONGUE A foul offensive (2 - 4)
07:42				4 DIONGUE A turnover offensive (1)
07:42	Timeout media			
07:42	2 PAGE J substitution out			
07:42	21 ARMOTRADING J substitution out			
07:42	0 HYDER J substitution in			
07:42	33 JAAKKOLA T substitution in			
07:42				4 DIONGUE A substitution out
07:42				21 HUMER W substitution in
07:16	1 JONES Q 3pt FG from turnover, jump shot missed			
07:11				15 ANDERSON T defensive rebound (1)
07:02		16-25	-9	0 AMEY JR. M 3pt FG , jump shot made (8)
07:02				15 ANDERSON T assist (2)
06:41	1 JONES Q 2pt FG in the paint, layup made (4)	18-25	-7	
06:19		18-27	-9	21 HUMER W 2pt FG in the paint, layup made (4)
05:54	14 PRUKOP A 2pt FG in the paint, jump shot missed			



Official Basketball Play by Play - First Half
San Jose St. at Cal Poly
 11/29/23 Mott Athletics Center, San Luis Obispo, CA
 2023-24 Men's Basketball

Game Time: 7:00 PM
Game Duration: 2:16
Attendance: 1,352

Officials: Michael Irving, Michael Scyphers, Jeff Wooten

Game Time	CP	Score	Diff	SJSU
05:50				0 AMEY JR. M defensive rebound (3)
05:37		18-29	-11	13 CARDENAS A 2pt FG in the paint, hook shot made (4)
05:17	14 PRUKOP A 3pt FG , jump shot missed			
05:15	offensive rebound (11)			
05:15	14 PRUKOP A substitution out			
05:15	33 JAAKKOLA T substitution out			
05:15	2 PAGE J substitution in			
05:15	21 ARMOTRADING J substitution in			
05:15				6 DAVIS L substitution out
05:15				5 GORENER T substitution in
05:03	1 JONES Q foul drawn (1)			15 ANDERSON T foul shooting (2 - 5)
05:03	1 JONES Q free throw 1 - 3 made (5)	19-29	-10	
05:03	1 JONES Q free throw 2 - 3 missed			
05:03	offensive dead ball rebound (1)			
05:03				15 ANDERSON T substitution out
05:03				25 PERRY R substitution in
05:03	1 JONES Q free throw 3 - 3 made (6)	20-29	-9	
04:39				13 CARDENAS A 2pt FG outside the paint, jump shot missed
04:38				5 GORENER T offensive rebound (2)
04:38				5 GORENER T turnover lost ball (1)
04:09	2 PAGE J 2pt FG from turnover in the paint, hook shot missed			
04:05				13 CARDENAS A defensive rebound (1)
03:57		20-31	-11	21 HUMER W 2pt FG in the paint, layup made (6)
03:35	0 HYDER J 3pt FG , jump shot missed			
03:29	21 ARMOTRADING J offensive rebound (3)			
03:27	1 JONES Q 2pt FG second chance in the paint, jump shot missed			
03:18	13 BIZIMANA P offensive rebound (2)			
03:16	13 BIZIMANA P 2pt FG second chance in the paint, layup made (6)	22-31	-9	
03:04		22-33	-11	5 GORENER T 2pt FG in the paint, layup made (7)
02:48	2 PAGE J 3pt FG , jump shot made (5)	25-33	-8	
02:23		25-36	-11	0 AMEY JR. M 3pt FG , jump shot made (11)
02:23				13 CARDENAS A assist (1)
02:09	21 ARMOTRADING J foul drawn (3)			21 HUMER W foul personal (1 - 6)
02:09	Timeout media			
02:03				21 HUMER W substitution out
02:03				15 ANDERSON T substitution in
01:58	1 JONES Q 2pt FG in the paint, jump shot missed			
01:53				0 AMEY JR. M defensive rebound (4)
01:46	21 ARMOTRADING J substitution out			
01:46	15 PRICE, JR. A substitution in			
01:46				15 ANDERSON T substitution out
01:46				21 HUMER W substitution in
01:44				0 AMEY JR. M 2pt FG in the paint, layup blocked
01:44	1 JONES Q block (1)			
01:40				offensive rebound (14)
01:39				5 GORENER T 3pt FG second chance, jump shot missed
01:35	13 BIZIMANA P defensive rebound (3)			
01:21	2 PAGE J 2pt FG in the paint, jump shot made (7)	27-36	-9	



Official Basketball Play by Play - First Half
San Jose St. at Cal Poly
 11/29/23 Mott Athletics Center, San Luis Obispo, CA
 2023-24 Men's Basketball

Game Time: 7:00 PM
Game Duration: 2:16
Attendance: 1,352

Officials: Michael Irving, Michael Scyphers, Jeff Wooten

Game Time	CP	Score	Diff	SJSU
01:09				0 AMEY JR. M 3pt FG , jump shot missed
01:06				5 GORENER T offensive rebound (3)
01:06	2 PAGE J foul shooting (2 - 4)			5 GORENER T foul drawn (1)
01:06		27-37	-10	5 GORENER T free throw 1 - 2 made (8)
01:06	2 PAGE J substitution out			
01:06	14 PRUKOP A substitution in			
01:06				0 AMEY JR. M substitution out
01:06				1 ANDERSON G substitution in
01:06		27-38	-11	5 GORENER T free throw 2 - 2 made (9)
00:48	13 BIZIMANA P 2pt FG outside the paint, jump shot missed			
00:48	13 BIZIMANA P offensive rebound (4)			
00:48	13 BIZIMANA P foul drawn (2)			1 ANDERSON G foul shooting (1 - 7)
00:48	13 BIZIMANA P free throw 1 - 2 missed			
00:48	offensive dead ball rebound (2)			
00:48	13 BIZIMANA P free throw 2 - 2 made (7)	28-38	-10	
00:40				21 HUMER W substitution out
00:40				23 SEIXAS D substitution in
00:36				23 SEIXAS D 3pt FG , jump shot missed
00:31	14 PRUKOP A defensive rebound (2)			
00:24	14 PRUKOP A foul drawn (1)			25 PERRY R foul personal (1 - 8)
00:24				25 PERRY R substitution out
00:24				0 AMEY JR. M substitution in
00:24	14 PRUKOP A 1&1 free throw 1 made (1)	29-38	-9	
00:24	14 PRUKOP A 1&1 free throw 2 made (2)	30-38	-8	
00:04	14 PRUKOP A foul personal (1 - 5)			1 ANDERSON G foul drawn (2)
00:04				1 ANDERSON G substitution out
00:04				25 PERRY R substitution in
END OF PERIOD				
CP 30-38 SJSU				



Officials: Michael Irving, Michael Scyphers, Jeff Wooten

San Jose St. - 38

NO.	Name	Min	FG			Rebounds			Fouls		TP	AS	TO	ST	Blocks		+/-
			M-A	M-A	M-A	OR	DR	TOT	PF	FD					BS	BA	
5	Tibet Gorener	F 13:53	3-5	1-3	2-2	2	1	3	0	1	9	1	1	0	0	0	1
15	Trey Anderson	F 12:47	3-3	2-2	0-0	0	1	1	2	1	8	2	0	0	1	0	9
4	Adrame Diongue	C 06:09	0-1	0-0	0-0	0	2	2	2	0	0	1	1	0	0	0	4
0	Myron Amey Jr.	G 15:12	3-6	3-4	2-2	0	4	4	0	0	11	2	1	2	0	2	7
13	Alvaro Cardenas	G 16:40	1-5	0-1	2-2	0	1	1	0	1	4	1	0	0	0	1	6
1	Garrett Anderson	08:28	0-2	0-1	0-2	0	1	1	1	2	0	1	0	1	0	1	1
21	William Humer	09:34	3-3	0-0	0-0	1	0	1	1	0	6	0	0	1	0	0	4
25	Ryen Perry	10:30	0-0	0-0	0-0	0	0	0	1	0	0	0	0	1	0	0	3
23	Diogo Seixas	04:01	0-1	0-1	0-0	0	0	0	1	0	0	0	0	0	0	0	0
6	Latrell Davis	02:47	0-0	0-0	0-0	0	0	0	0	0	0	0	0	0	0	0	5
Team						2	0	2			0		0				
Totals			13-26	6-12	6-8	5	10	15	8	5	38	8	3	5	1	4	8

Shooting By Period		
1st FG%	13-26	50.0%
3PT%	6-12	50.0%
FT%	6-8	75%
GM FG%	13-26	50.0%
3PT%	6-12	50.0%
FT%	6-8	75.0%

Dead Ball Rebounds: 1, 0

Technical Fouls::NONE

Cal Poly - 30

NO.	Name	Min	FG			Rebounds			Fouls		TP	AS	TO	ST	Blocks		+/-
			M-A	M-A	M-A	OR	DR	TOT	PF	FD					BS	BA	
15	Aaron Price, Jr.	F 09:37	0-0	0-0	2-2	1	1	2	0	1	2	0	2	0	1	0	-2
21	Joel Armotrading	C 11:40	0-0	0-0	1-2	2	1	3	0	3	1	0	1	0	2	0	-5
0	Jarred Hyder	G 17:48	1-4	1-3	0-0	0	1	1	0	0	3	3	0	1	0	0	-6
1	Quentin Jones	G 18:32	2-7	0-2	2-3	0	1	1	0	1	6	1	0	0	1	0	-8
3	Kobe Sanders	G 06:11	0-3	0-0	0-0	0	1	1	2	0	0	0	1	0	0	1	-3
13	Paul Bizimana	12:09	3-4	0-0	1-2	2	2	4	0	2	7	0	0	0	0	0	-3
33	Tuukka Jaakkola	06:34	1-1	0-0	0-0	0	0	0	0	0	2	0	1	0	0	0	-6
2	Justin Page	10:16	3-5	1-1	0-0	0	0	0	2	0	7	0	0	0	0	0	-2
14	Aidan Prukop	07:13	0-2	0-1	2-2	0	2	2	1	1	2	0	0	0	0	0	-5
Team						2	0	2			0		0				
Totals			10-26	2-7	8-11	7	9	16	5	8	30	4	5	1	4	1	-8

Shooting By Period		
1st FG%	10-26	38.5%
3PT%	2-7	28.6%
FT%	8-11	72.7%
GM FG%	10-26	38.5%
3PT%	2-7	28.6%
FT%	8-11	72.7%

Dead Ball Rebounds: 2, 0

Technical Fouls::NONE

	SJSU	CP
Biggest lead	11 (1 st 5:37)	0 (1 st 20:00)
Best Scoring Run	5 (1 st 18:50)	4 (1 st 16:22)
Lead Changes	0	
Times Tied	0	
Time with Lead	19:24	00:00

Points from	SJSU	CP
Turnovers	7	2
Paint	14	16
Second Chance	4	11
Fast Breaks	4	2
Bench	6	18

	Period by Period Scoring			
	1st	2nd	OT1	TOT
SJSU	38	31	8	77
CP	30	39	12	81



Officials: Michael Irving, Michael Scyphers, Jeff Wooten

Period 2

Quarter Starters:

CP	0 Hyder J	1 Jones Q	3 Sanders K	15 Price, Jr. A	21 Armotrading J
SJSU	0 Amey Jr. M	4 Diongue A	5 Gorener T	13 Cardenas A	15 Anderson T

Game Time	CP	Score	Diff	SJSU
20:00	13 BIZIMANA P substitution out			
20:00	14 PRUKOP A substitution out			
20:00	3 SANDERS K substitution in			
20:00	21 ARMOTRADING J substitution in			
20:00				23 SEIXAS D substitution out
20:00				25 PERRY R substitution out
20:00				4 DIONGUE A substitution in
20:00				15 ANDERSON T substitution in
19:44	21 ARMOTRADING J steal (1)			13 CARDENAS A turnover lost ball (1)
19:30	0 HYDER J turnover bad pass (1)			4 DIONGUE A steal (1)
19:25	0 HYDER J foul shooting (1 - 1)			5 GORENER T foul drawn (2)
19:25		30-39	-9	5 GORENER T free throw fast break 1 - 2 made (10)
19:24				5 GORENER T free throw fast break 2 - 2 missed
19:22	15 PRICE, JR. A defensive rebound (3)			
19:03	15 PRICE, JR. A turnover bad pass (3)			
19:03	15 PRICE, JR. A substitution out			
19:03	13 BIZIMANA P substitution in			
18:49				0 AMEY JR. M 2pt FG from turnover in the paint, floating jump shot missed
18:44	1 JONES Q defensive rebound (2)			
18:36	13 BIZIMANA P foul drawn (3)			0 AMEY JR. M foul shooting (1 - 1)
18:36	13 BIZIMANA P free throw 1 - 2 made (8)	31-39	-8	
18:36	13 BIZIMANA P free throw 2 - 2 missed			
18:32				4 DIONGUE A defensive rebound (3)
18:18				13 CARDENAS A 2pt FG in the paint, jump shot missed
18:14	3 SANDERS K defensive rebound (2)			
18:00	21 ARMOTRADING J 2pt FG in the paint, jump shot made (3)	33-39	-6	
17:49				4 DIONGUE A turnover travel (2)
17:42	21 ARMOTRADING J foul drawn (4)			4 DIONGUE A foul personal (3 - 2)
17:42				4 DIONGUE A substitution out
17:42				21 HUMER W substitution in
17:37	0 HYDER J foul drawn (1)			15 ANDERSON T foul shooting (3 - 3)
17:37	0 HYDER J free throw 1 - 2 made (4)	34-39	-5	
17:37	0 HYDER J free throw 2 - 2 missed			
17:34				0 AMEY JR. M defensive rebound (5)
17:22		34-41	-7	5 GORENER T 2pt FG in the paint, driving layup made (12)
17:10	13 BIZIMANA P 3pt FG , jump shot missed			
17:05				13 CARDENAS A defensive rebound (2)
17:04	1 JONES Q foul shooting (1 - 2)			13 CARDENAS A foul drawn (2)
17:04		34-42	-8	13 CARDENAS A free throw fast break 1 - 2 made (5)
17:04	0 HYDER J substitution out			
17:04	21 ARMOTRADING J substitution out			
17:04	2 PAGE J substitution in			



Officials: Michael Irving, Michael Scyphers, Jeff Wooten

Game Time	CP	Score	Diff	SJSU
17:04	33 JAAKKOLA T substitution in			
17:04				15 ANDERSON T substitution out
17:04				23 SEIXAS D substitution in
17:01				13 CARDENAS A free throw fast break 2 - 2 missed
16:59				13 CARDENAS A offensive rebound (3)
16:57	13 BIZIMANA P foul personal (1 - 3)			23 SEIXAS D foul drawn (1)
16:41				13 CARDENAS A 3pt FG second chance, jump shot missed
16:36	33 JAAKKOLA T defensive rebound (1)			
16:28	33 JAAKKOLA T 2pt FG in the paint, layup made (4)	36-42	-6	
16:28	1 JONES Q assist (2)			
16:15	13 BIZIMANA P steal (1)			13 CARDENAS A turnover bad pass (2)
15:59	3 SANDERS K 3pt FG from turnover, jump shot made (3)	39-42	-3	
15:59	2 PAGE J assist (1)			
15:34		39-44	-5	5 GORENER T 2pt FG in the paint, jump shot made (14)
15:05	1 JONES Q 3pt FG , jump shot made (9)	42-44	-2	
15:05	3 SANDERS K assist (1)			
14:42		42-46	-4	0 AMEY JR. M 2pt FG in the paint, layup made (13)
14:20	2 PAGE J turnover travel (1)			
14:20	Timeout media			
14:20	1 JONES Q substitution out			
14:20	0 HYDER J substitution in			
13:54				0 AMEY JR. M 2pt FG from turnover in the paint, jump shot missed
13:50				21 HUMER W offensive rebound (2)
13:50	jump ball situation			
13:50	13 BIZIMANA P steal (2)			21 HUMER W turnover lost ball (1)
13:32	3 SANDERS K 2pt FG from turnover in the paint, jump shot missed			
13:28				23 SEIXAS D defensive rebound (1)
13:28				23 SEIXAS D turnover dribbling violation (1)
13:12	13 BIZIMANA P 2pt FG from turnover in the paint, floating jump shot made (10)	44-46	-2	
12:55	13 BIZIMANA P foul drawn (4)			21 HUMER W foul offensive (2 - 4)
12:55				21 HUMER W turnover offensive (2)
12:55				0 AMEY JR. M substitution out
12:55				21 HUMER W substitution out
12:55				23 SEIXAS D substitution out
12:55				4 DIONGUE A substitution in
12:55				15 ANDERSON T substitution in
12:55				25 PERRY R substitution in
12:36	3 SANDERS K 2pt FG from turnover in the paint, floating jump shot made (5)	46-46	0	
12:36	3 SANDERS K foul drawn (1)			5 GORENER T foul shooting (1 - 5)
12:36	3 SANDERS K free throw 1 - 1 made (6)	47-46	1	
12:29	3 SANDERS K foul personal (3 - 4)			25 PERRY R foul drawn (1)
12:29	3 SANDERS K substitution out			
12:29	1 JONES Q substitution in			
12:17		47-48	-1	15 ANDERSON T 2pt FG in the paint, floating jump shot made (10)
11:52	1 JONES Q 2pt FG in the paint, layup made (11)	49-48	1	
11:26				5 GORENER T 3pt FG , jump shot missed



Officials: Michael Irving, Michael Scyphers, Jeff Wooten

Game Time	CP	Score	Diff	SJSU
11:25	defensive rebound (21)			
11:25	Timeout media			
11:25				5 GORENER T substitution out
11:25				1 ANDERSON G substitution in
11:13	33 JAAKKOLA T foul drawn (1)			4 DIONGUE A foul shooting (4 - 6)
11:13	33 JAAKKOLA T free throw 1 - 2 missed			
11:13	offensive dead ball rebound (3)			
11:13	33 JAAKKOLA T free throw 2 - 2 made (5)	50-48	2	
10:59				1 ANDERSON G 2pt FG in the paint, jump shot blocked
10:59	33 JAAKKOLA T block (1)			
10:59				offensive rebound (22)
10:45				13 CARDENAS A 2pt FG second chance in the paint, jump shot blocked
10:45	13 BIZIMANA P block (1)			
10:39	13 BIZIMANA P defensive rebound (5)			
10:22	13 BIZIMANA P turnover travel (1)			
10:10		50-51	-1	15 ANDERSON T 3pt FG from turnover, jump shot made (13)
10:10				13 CARDENAS A assist (2)
09:36	2 PAGE J turnover out of bounds (2)			
09:36	13 BIZIMANA P substitution out			
09:36	3 SANDERS K substitution in			
09:25		50-54	-4	25 PERRY R 3pt FG from turnover, jump shot made (3)
09:25				13 CARDENAS A assist (3)
09:14	Timeout 30 Sec			
09:14	33 JAAKKOLA T substitution out			
09:14	21 ARMOTRADING J substitution in			
08:55	1 JONES Q 2pt FG outside the paint, jump shot made (13)	52-54	-2	
08:28	1 JONES Q foul personal (2 - 5)			13 CARDENAS A foul drawn (3)
08:28				1 ANDERSON G substitution out
08:28				5 GORENER T substitution in
08:16				13 CARDENAS A 2pt FG in the paint, layup missed
08:10				4 DIONGUE A offensive rebound (4)
08:09		52-56	-4	4 DIONGUE A 2pt FG second chance in the paint, jump shot made (2)
08:05	3 SANDERS K foul drawn (2)			15 ANDERSON T foul personal (4 - 7)
08:05				15 ANDERSON T substitution out
08:05				0 AMEY JR. M substitution in
08:04	3 SANDERS K 1&1 free throw 1 missed			
08:02				5 GORENER T defensive rebound (4)
07:39		52-58	-6	13 CARDENAS A 2pt FG outside the paint, jump shot made (7)
07:18	3 SANDERS K 3pt FG , jump shot missed			
07:14	21 ARMOTRADING J offensive rebound (4)			
07:13	21 ARMOTRADING J 2pt FG second chance in the paint, layup blocked			
07:13				4 DIONGUE A block (1)
07:13				25 PERRY R defensive rebound (1)
07:13	21 ARMOTRADING J foul personal (1 - 6)			25 PERRY R foul drawn (2)
07:13	Timeout media			
07:00	21 ARMOTRADING J steal (2)			5 GORENER T turnover bad pass (2)



Officials: Michael Irving, Michael Scyphers, Jeff Wooten

Game Time	CP	Score	Diff	SJSU
06:51	0 HYDER J 3pt FG from turnover, jump shot made (7)	55-58	-3	
06:51	2 PAGE J assist (2)			
06:20		55-60	-5	0 AMEY JR. M 2pt FG in the paint, layup made (15)
05:49	1 JONES Q 2pt FG in the paint, floating jump shot made (15)	57-60	-3	
05:28	21 ARMOTRADING J foul shooting (2 - 7)			0 AMEY JR. M foul drawn (1)
05:28				0 AMEY JR. M free throw 1 - 2 missed
05:28				offensive dead ball rebound (2)
05:28	2 PAGE J substitution out			
05:28	13 BIZIMANA P substitution in			
05:28				25 PERRY R substitution out
05:28				15 ANDERSON T substitution in
05:28		57-61	-4	0 AMEY JR. M free throw 2 - 2 made (16)
05:10	3 SANDERS K 2pt FG in the paint, layup missed			
05:08	21 ARMOTRADING J offensive rebound (5)			
05:08	21 ARMOTRADING J foul drawn (5)			13 CARDENAS A foul personal (1 - 8)
05:08	21 ARMOTRADING J 1&1 free throw 1 missed			
05:06				4 DIONGUE A defensive rebound (5)
04:53		57-63	-6	13 CARDENAS A 2pt FG in the paint, driving layup made (9)
04:34	1 JONES Q turnover travel (1)			
04:21				13 CARDENAS A 2pt FG from turnover in the paint, layup missed
04:17	13 BIZIMANA P defensive rebound (6)			
03:56	3 SANDERS K 2pt FG in the paint, driving layup made (8)	59-63	-4	
03:40		59-65	-6	13 CARDENAS A 2pt FG in the paint, hook shot made (11)
03:25	3 SANDERS K 2pt FG outside the paint, jump shot missed			
03:20				15 ANDERSON T defensive rebound (2)
03:09				5 GORENER T 3pt FG , jump shot missed
03:04	21 ARMOTRADING J defensive rebound (6)			
02:54	3 SANDERS K foul drawn (3)			5 GORENER T foul personal (2 - 9)
02:54	Timeout media			
02:52	3 SANDERS K 1&1 free throw 1 missed			
02:40				13 CARDENAS A defensive rebound (4)
02:36				4 DIONGUE A substitution out
02:36				23 SEIXAS D substitution in
02:30	21 ARMOTRADING J substitution out			
02:30	33 JAAKKOLA T substitution in			
02:22				13 CARDENAS A 2pt FG in the paint, hook shot missed
02:17	33 JAAKKOLA T defensive rebound (2)			
01:58	13 BIZIMANA P 2pt FG in the paint, layup blocked			
01:58				5 GORENER T block (1)
01:56	3 SANDERS K offensive rebound (3)			
01:56	3 SANDERS K foul drawn (4)			23 SEIXAS D foul shooting (2 - 10)
01:56	3 SANDERS K free throw 1 - 2 made (9)	60-65	-5	
01:56	3 SANDERS K free throw 2 - 2 made (10)	61-65	-4	
01:56	33 JAAKKOLA T substitution out			
01:56	2 PAGE J substitution in			
01:36				5 GORENER T 3pt FG , jump shot missed
01:32	0 HYDER J defensive rebound (2)			
01:28	0 HYDER J 2pt FG in the paint, layup missed			



Official Basketball Play by Play - Second Half
San Jose St. at Cal Poly
 11/29/23 Mott Athletics Center, San Luis Obispo, CA
 2023-24 Men's Basketball

Game Time: 7:00 PM
Game Duration: 2:16
Attendance: 1,352

Officials: Michael Irving, Michael Scyphers, Jeff Wooten

Game Time	CP	Score	Diff	SJSU
01:24				5 GORENER T defensive rebound (5)
01:06		61-67	-6	0 AMEY JR. M 2pt FG in the paint, driving layup made (18)
00:51	3 SANDERS K 2pt FG in the paint, layup made (12)	63-67	-4	
00:51	3 SANDERS K foul drawn (5)			15 ANDERSON T foul shooting (5 - 11)
00:51				15 ANDERSON T substitution out
00:51				25 PERRY R substitution in
00:51	3 SANDERS K free throw 1 - 1 made (13)	64-67	-3	
00:51	Timeout 30 Sec			
00:25				0 AMEY JR. M 2pt FG in the paint, jump shot missed
00:20	1 JONES Q defensive rebound (3)			
00:19	Timeout 60 Sec			
00:13	3 SANDERS K 2pt FG in the paint, dunk, made (15)	66-67	-1	
00:13	1 JONES Q foul personal (3 - 8)			0 AMEY JR. M foul drawn (2)
00:13		66-68	-2	0 AMEY JR. M 1&1 free throw 1 made (19)
00:13		66-69	-3	0 AMEY JR. M 1&1 free throw 2 made (20)
00:06	3 SANDERS K 3pt FG fast break, jump shot made (18)	69-69	0	
00:06	0 HYDER J assist (4)			
00:00				13 CARDENAS A 3pt FG , jump shot missed
00:00	defensive rebound (31)			
END OF PERIOD				
CP 69-69 SJSU				



Officials: Michael Irving, Michael Scyphers, Jeff Wooten

San Jose St. - 31

NO.	Name	Min	FG			Rebounds			Fouls		TP	AS	TO	ST	Blocks		+/-
			M-A	M-A	M-A	OR	DR	TOT	PF	FD					BS	BA	
5	Tibet Gorener	F 17:03	2-5	0-3	1-2	0	2	2	2	1	5	0	1	0	1	0	-11
15	Trey Anderson	F 12:22	2-2	1-1	0-0	0	1	1	3	0	5	0	0	0	0	0	3
4	Adrame Diongue	C 12:37	1-1	0-0	0-0	1	2	3	2	0	2	0	1	1	1	0	2
0	Myron Amey Jr.	G 15:10	3-6	0-0	3-4	0	1	1	1	2	9	0	0	0	0	0	-10
13	Alvaro Cardenas	G 20:00	3-10	0-2	1-2	1	2	3	1	2	7	2	2	0	0	1	-8
21	William Humer	04:47	0-0	0-0	0-0	1	0	1	1	0	0	0	2	0	0	0	-4
23	Diogo Seixas	06:45	0-0	0-0	0-0	0	1	1	1	1	0	0	1	0	0	0	-12
25	Ryen Perry	08:19	1-1	1-1	0-0	0	1	1	0	2	3	0	0	0	0	0	-3
1	Garrett Anderson	02:57	0-1	0-0	0-0	0	0	0	0	0	0	0	0	0	0	1	3
Team						1	0	1			0		0				
Totals			12-26	2-7	5-8	4	10	14	11	8	31	2	7	1	2	2	-8

Shooting By Period		
2nd FG%	12-26	46.2%
3PT%	2-7	28.6%
FT%	5-8	62.5%
GM FG%	12-26	46.2%
3PT%	2-7	28.6%
FT%	5-8	62.5%

Dead Ball Rebounds: 1, 0

Technical Fouls::NONE

Cal Poly - 39

NO.	Name	Min	FG			Rebounds			Fouls		TP	AS	TO	ST	Blocks		+/-
			M-A	M-A	M-A	OR	DR	TOT	PF	FD					BS	BA	
15	Aaron Price, Jr.	F 00:57	0-0	0-0	0-0	0	1	1	0	0	0	0	1	0	0	0	-1
21	Joel Armotrading	C 09:40	1-2	0-0	0-1	2	1	3	2	2	2	0	0	2	0	1	-2
0	Jarred Hyder	G 17:16	1-2	1-1	1-2	0	1	1	1	1	4	1	1	0	0	0	4
1	Quentin Jones	G 18:09	4-4	1-1	0-0	0	2	2	3	0	9	1	1	0	0	0	3
3	Kobe Sanders	G 17:07	6-10	2-3	4-6	1	1	2	1	5	18	1	0	0	0	0	10
14	Aidan Prukop	00:00	0-0	0-0	0-0	0	0	0	0	0	0	0	0	0	0	0	0
13	Paul Bizimana	14:55	1-3	0-1	1-2	0	2	2	1	2	3	0	1	2	1	1	11
2	Justin Page	13:32	0-0	0-0	0-0	0	0	0	0	0	0	2	2	0	0	0	9
33	Tuukka Jaakkola	08:24	1-1	0-0	1-2	0	2	2	0	1	3	0	0	0	1	0	6
Team						0	2	2			0		0				
Totals			14-22	4-6	7-13	3	12	15	8	11	39	5	6	4	2	2	8

Shooting By Period		
2nd FG%	14-22	63.6%
3PT%	4-6	66.7%
FT%	7-13	53.8%
GM FG%	14-22	63.6%
3PT%	4-6	66.7%
FT%	7-13	53.8%

Dead Ball Rebounds: 1, 0

Technical Fouls::NONE

	SJSU	CP
Biggest lead	9 (2 nd 19:25)	2 (2 nd 11:13)
Best Scoring Run	6(2 nd 9:25)	5(2 nd 15:59)
Lead Changes	4	
Times Tied	2	
Time with Lead	17:17	02:01

Points from	SJSU	CP
Turnovers	7	12
Paint	18	18
Second Chance	2	2
Fast Breaks	4	3
Bench	3	6

	Period by Period Scoring			
	1st	2nd	OT1	TOT
SJSU	38	31	8	77
CP	30	39	12	81



Overtime 1

Quarter Starters:

CP	0 Hyder J	1 Jones Q	3 Sanders K	13 Bizimana P	33 Jaakkola T
SJSU	0 Amey Jr. M	4 Diongue A	5 Gorener T	13 Cardenas A	25 Perry R

Game Time	CP	Score	Diff	SJSU
05:00	2 PAGE J substitution out			
05:00	33 JAAKKOLA T substitution in			
05:00				23 SEIXAS D substitution out
05:00				4 DIONGUE A substitution in
05:00	33 JAAKKOLA T jumpball won			4 DIONGUE A jumpball lost
04:45	3 SANDERS K foul drawn (6)			4 DIONGUE A foul personal (5 - 12)
04:45				4 DIONGUE A substitution out
04:45				21 HUMER W substitution in
04:45	3 SANDERS K free throw 1 - 2 made (19)	70-69	1	
04:45	3 SANDERS K free throw 2 - 2 made (20)	71-69	2	
04:27				5 GORENER T 2pt FG in the paint, layup blocked
04:27	13 BIZIMANA P block (2)			
04:27				offensive rebound (30)
04:20		71-72	-1	21 HUMER W 3pt FG second chance, jump shot made (9)
04:20				13 CARDENAS A assist (4)
04:00	33 JAAKKOLA T 2pt FG in the paint, layup made (7)	73-72	1	
04:00	3 SANDERS K assist (2)			
03:38				25 PERRY R 2pt FG outside the paint, jump shot missed
03:37				offensive rebound (31)
03:35				5 GORENER T 3pt FG second chance, jump shot missed
03:30	33 JAAKKOLA T defensive rebound (3)			
03:12	0 HYDER J 3pt FG , jump shot made (10)	76-72	4	
03:12	3 SANDERS K assist (3)			
03:10				25 PERRY R substitution out
03:10				1 ANDERSON G substitution in
02:49		76-74	2	0 AMEY JR. M 2pt FG in the paint, layup made (22)
02:49				Timeout 60 Sec
02:28	0 HYDER J 3pt FG , jump shot missed			
02:27				defensive rebound (32)
02:03				0 AMEY JR. M 2pt FG in the paint, layup missed
01:59				0 AMEY JR. M offensive rebound (6)
01:57				1 ANDERSON G 2pt FG second chance outside the paint, jump shot missed
01:55				5 GORENER T offensive rebound (6)
01:55	33 JAAKKOLA T foul shooting (1 - 9)			5 GORENER T foul drawn (3)
01:55		76-75	1	5 GORENER T free throw 1 - 2 made (15)
01:54				5 GORENER T free throw 2 - 2 missed
01:52	1 JONES Q defensive rebound (4)			
01:36	3 SANDERS K 2pt FG outside the paint, jump shot missed			
01:32	33 JAAKKOLA T offensive rebound (4)			
01:16	13 BIZIMANA P 2pt FG second chance in the paint, layup missed			
01:12				5 GORENER T defensive rebound (7)
00:56				0 AMEY JR. M 2pt FG in the paint, layup missed



Officials: Michael Irving, Michael Scyphers, Jeff Wooten

Game Time	CP	Score	Diff	SJSU
00:52	1 JONES Q defensive rebound (5)			
00:33	0 HYDER J 2pt FG outside the paint, jump shot made (12)	78-75	3	
00:33	3 SANDERS K assist (4)			
00:32				Timeout 30 Sec
00:32	33 JAAKKOLA T substitution out			
00:32	2 PAGE J substitution in			
00:21				0 AMEY JR. M 3pt FG , jump shot missed
00:17	13 BIZIMANA P defensive rebound (7)			
00:17	13 BIZIMANA P foul drawn (5)			21 HUMER W foul personal (3 - 13)
00:17	13 BIZIMANA P free throw 1 - 2 made (11)	79-75	4	
00:17	2 PAGE J substitution out			
00:17	33 JAAKKOLA T substitution in			
00:17	13 BIZIMANA P free throw 2 - 2 missed			
00:16				5 GORENER T defensive rebound (8)
00:10				1 ANDERSON G 3pt FG , jump shot missed
00:06				21 HUMER W offensive rebound (3)
00:05				13 CARDENAS A 3pt FG second chance, jump shot missed
00:02				5 GORENER T offensive rebound (9)
00:02		79-77	2	5 GORENER T 2pt FG second chance in the paint, layup made (17)
00:02				Timeout 30 Sec
00:02	33 JAAKKOLA T substitution out			
00:02	2 PAGE J substitution in			
00:02				21 HUMER W substitution out
00:02				6 DAVIS L substitution in
00:02	3 SANDERS K foul drawn (7)			0 AMEY JR. M foul personal (2 - 14)
00:02	3 SANDERS K free throw fast break 1 - 2 made (21)	80-77	3	
00:02				6 DAVIS L substitution out
00:02				21 HUMER W substitution in
00:02	3 SANDERS K free throw fast break 2 - 2 made (22)	81-77	4	
00:02				Timeout 30 Sec
00:02				21 HUMER W substitution out
00:02				23 SEIXAS D substitution in
00:00				23 SEIXAS D 3pt FG , jump shot missed
00:00	13 BIZIMANA P defensive rebound (8)			
END OF GAME				
CP 81-77 SJSU				



Officials: Michael Irving, Michael Scyphers, Jeff Wooten

San Jose St. - 8

NO.	Name	Min	FG			Rebounds			Fouls		TP	AS	TO	ST	Blocks		+/-
			M-A	3P	FT	OR	DR	TOT	PF	FD					BS	BA	
5	Tibet Gorener	F 05:00	1-3	0-1	1-2	2	2	4	0	1	3	0	0	0	0	1	-4
15	Trey Anderson	F 00:00	0-0	0-0	0-0	0	0	0	0	0	0	0	0	0	0	0	0
4	Adrame Diongue	C 00:15	0-0	0-0	0-0	0	0	0	1	0	0	0	0	0	0	0	0
0	Myron Amey Jr.	G 05:00	1-4	0-1	0-0	1	0	1	1	0	2	0	0	0	0	0	-4
13	Alvaro Cardenas	G 05:00	0-1	0-1	0-0	0	0	0	0	0	0	1	0	0	0	0	-4
25	Ryen Perry	01:50	0-1	0-0	0-0	0	0	0	0	0	0	0	0	0	0	0	-4
21	William Humer	04:42	1-1	1-1	0-0	1	0	1	1	0	3	0	0	0	0	0	-3
1	Garrett Anderson	03:10	0-2	0-1	0-0	0	0	0	0	0	0	0	0	0	0	0	0
6	Latrell Davis	00:00	0-0	0-0	0-0	0	0	0	0	0	0	0	0	0	0	0	-1
23	Diogo Seixas	00:02	0-1	0-1	0-0	0	0	0	0	0	0	0	0	0	0	0	0
Team						2	1	3			0		0				
Totals			3-13	1-6	1-2	6	3	9	3	1	8	1	0	0	0	1	-4

Shooting By Period		
OT FG%	3-13	23.1%
3PT%	1-6	16.7%
FT%	1-2	50%
GM FG%	3-13	23.1%
3PT%	1-6	16.7%
FT%	1-2	50.0%

Dead Ball Rebounds: 0, 0

Technical Fouls::NONE

Cal Poly - 12

NO.	Name	Min	FG			Rebounds			Fouls		TP	AS	TO	ST	Blocks		+/-
			M-A	3P	FT	OR	DR	TOT	PF	FD					BS	BA	
15	Aaron Price, Jr.	F 00:00	0-0	0-0	0-0	0	0	0	0	0	0	0	0	0	0	0	0
21	Joel Armotrading	C 00:00	0-0	0-0	0-0	0	0	0	0	0	0	0	0	0	0	0	0
0	Jarred Hyder	G 05:00	2-3	1-2	0-0	0	0	0	0	0	5	0	0	0	0	0	4
1	Quentin Jones	G 05:00	0-0	0-0	0-0	0	2	2	0	0	0	0	0	0	0	0	4
3	Kobe Sanders	G 05:00	0-1	0-0	4-4	0	0	0	0	2	4	3	0	0	0	0	4
13	Paul Bizimana	05:00	0-1	0-0	1-2	0	2	2	0	1	1	0	0	0	1	0	4
33	Tuukka Jaakkola	04:43	1-1	0-0	0-0	1	1	2	1	0	2	0	0	0	0	0	1
2	Justin Page	00:17	0-0	0-0	0-0	0	0	0	0	0	0	0	0	0	0	0	3
Team						0	0	0			0		0				
Totals			3-6	1-2	5-6	1	5	6	1	3	12	3	0	0	1	0	4

Shooting By Period		
OT FG%	3-6	50.0%
3PT%	1-2	50.0%
FT%	5-6	83.3%
GM FG%	3-6	50.0%
3PT%	1-2	50.0%
FT%	5-6	83.3%

Dead Ball Rebounds: 0, 0

Technical Fouls::NONE

	SJSU	CP
Biggest lead	1 (1 st OT 4:20)	4 (1 st OT 3:12)
Best Scoring Run	3 (1 st OT 4:20)	5 (1 st OT 3:12)
Lead Changes	3	
Times Tied	0	
Time with Lead	00:20	04:25

Points from	SJSU	CP
Turnovers	0	0
Paint	4	2
Second Chance	6	0
Fast Breaks	0	2
Bench	3	3

	Period by Period Scoring			
	1st	2nd	OT1	TOT
SJSU	38	31	8	77
CP	30	39	12	81



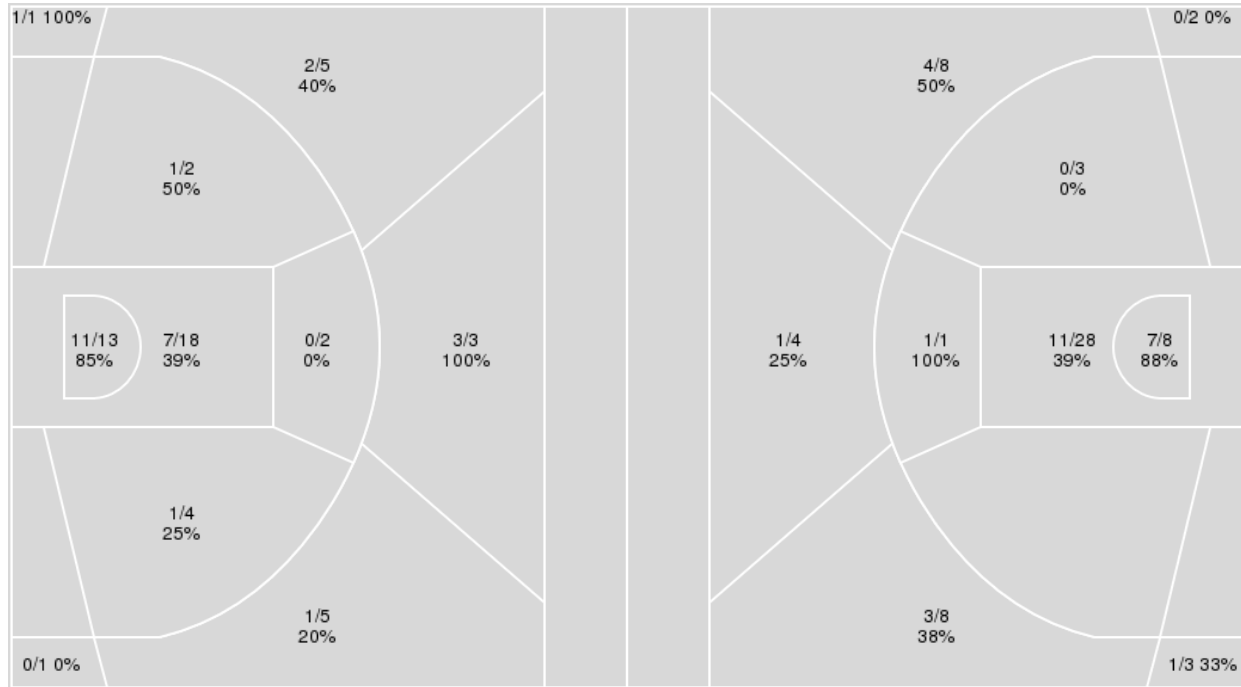
Officials: Michael Irving, Michael Scyphers, Jeff Wooten

{ Players => 0, 1, 2, 3, 5, 10, 11, 12, 13, 14, 15, 20, 21, 24, 25, 33; } FG
 Types => All; Results => All;

{ Players => 0, 1, 2, 4, 5, 6, 7, 8, 13, 15, 20, 21, 22, 23, 24, 25; } FG
 Types => All; Results => All;

Cal Poly

San Jose St.



Cal Poly	M/A	%
Field Goals	27/54	50
2 Points	20/39	51
3 Points	7/15	47
Free Throws	20/30	67

San Jose St.	M/A	%
Field Goals	28/65	43
2 Points	19/40	48
3 Points	9/25	36
Free Throws	12/18	67



San Jose St. at Cal Poly

11/29/23 Mott Athletics Center, San Luis Obispo, CA
2023-24 Men's Basketball

Game Time: 7:00 PM
Game Duration: 2:16
Attendance: 1,352

Officials: Michael Irving, Michael Scyphers, Jeff Wooten

San Jose St.

No	Name	Mins		Score		Points Diff		Points per Min		Assists		Rebounds		Steals		Turnovers	
		On	Off	On	Off	On	Off	On	Off	On	Off	On	Off	On	Off	On	Off
0	Myron Amey Jr.	35:22	09:39	59 - 66	18 - 15	-7	3	1.67	1.87	8	3	34	4	5	1	10	0
1	Garrett Anderson	14:35	30:25	24 - 20	53 - 61	4	-8	1.64	1.74	5	6	11	27	3	3	0	10
4	Adrame Diongue	19:01	25:59	33 - 27	44 - 54	6	-10	1.74	1.69	6	5	13	25	3	3	5	5
5	Tibet Gorener	35:56	09:04	59 - 73	18 - 8	-14	10	1.64	1.99	6	5	33	5	4	2	9	1
6	Latrell Davis	02:47	42:13	7 - 3	70 - 78	4	-8	2.51	1.66	1	10	3	35	0	6	1	9
13	Alvaro Cardenas	41:40	03:20	72 - 78	5 - 3	-6	2	1.73	1.50	9	2	37	1	4	2	10	0
15	Trey Anderson	25:09	19:51	47 - 35	30 - 46	12	-16	1.87	1.51	9	2	18	20	5	1	4	6
21	William Humer	19:03	25:57	35 - 38	42 - 43	-3	-1	1.84	1.62	3	8	22	16	1	5	5	5
23	Diogo Seixas	10:48	34:12	13 - 25	64 - 56	-12	8	1.20	1.87	2	9	5	33	2	4	4	6
25	Ryen Perry	20:39	24:21	36 - 40	41 - 41	-4	0	1.74	1.68	6	5	14	24	3	3	2	8

Cal Poly

No	Name	Mins		Score		Points Diff		Points per Min		Assists		Rebounds		Steals		Turnovers	
		On	Off	On	Off	On	Off	On	Off	On	Off	On	Off	On	Off	On	Off
0	Jarred Hyder	40:04	04:56	72 - 70	9 - 7	2	2	1.80	1.82	9	3	33	4	4	1	8	3
1	Quentin Jones	41:41	03:19	74 - 75	7 - 2	-1	5	1.78	2.11	12	0	37	0	4	1	11	0
2	Justin Page	24:05	20:55	48 - 38	33 - 39	10	-6	1.99	1.58	6	6	17	20	3	2	6	5
3	Kobe Sanders	28:18	16:42	59 - 48	22 - 29	11	-7	2.08	1.32	11	1	24	13	5	0	6	5
13	Paul Bizimana	32:04	12:56	64 - 52	17 - 25	12	-8	2.00	1.31	9	3	27	10	2	3	5	6
14	Aidan Prukop	07:13	37:47	8 - 13	73 - 64	-5	9	1.11	1.93	0	12	6	31	0	5	2	9
15	Aaron Price, Jr.	10:34	34:26	15 - 18	66 - 59	-3	7	1.42	1.92	2	10	12	25	2	3	6	5
21	Joel Armotrading	21:20	23:40	30 - 37	51 - 40	-7	11	1.41	2.15	3	9	17	20	3	2	7	4
33	Tuukka Jaakkola	19:41	25:19	35 - 34	46 - 43	1	3	1.78	1.82	8	4	12	25	2	3	4	7

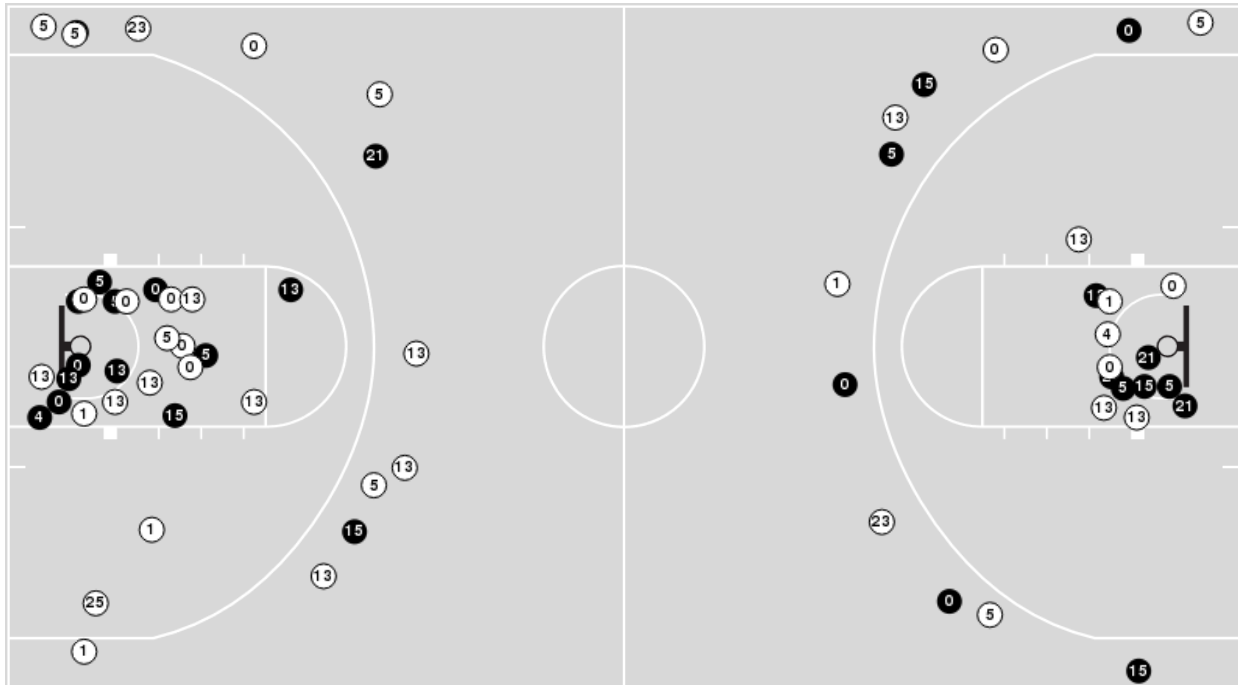


Officials: Michael Irving, Michael Scyphers, Jeff Wooten

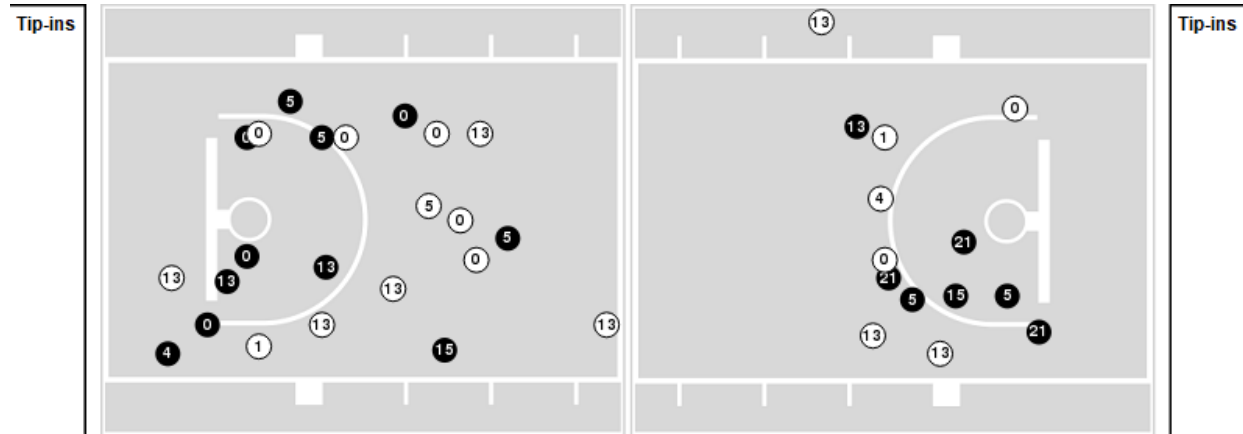
Players => 0, 1, 2, 4, 5, 6, 7, 8, 13, 15, 20, 21, 22, 23, 24, 25FG Types=>AllResults=>All

San Jose St.

All Field Goals



Blow Up Chart



● Made ○ Missed N - Player Number

San Jose St.	M/A	%
Field Goals	28/65	43
2 Points	19/40	48
3 Points	9/25	36
Free Throws	12/18	67

San Jose St.	M/A	%
Points in the Paint	36 (18 / 36)	50
Fast Break Points	8 (7/9)	78
Second Chance Points	12 (7/15)	47
Effective FG%	50	

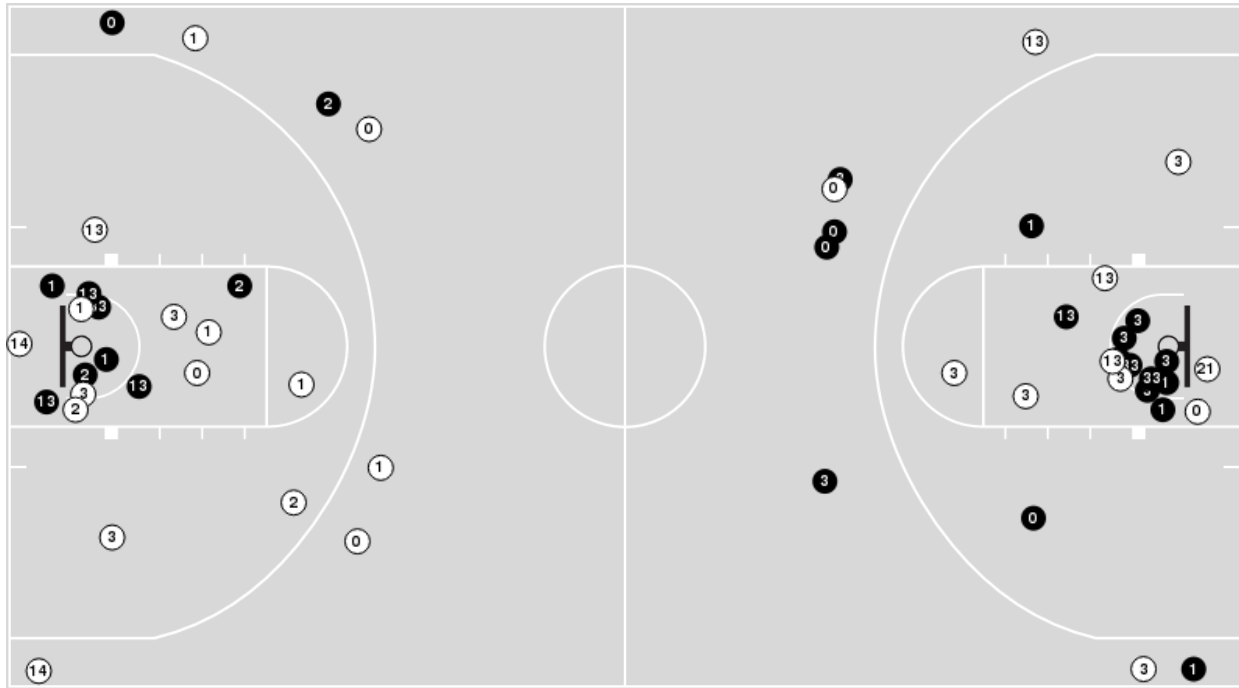


Officials: Michael Irving, Michael Scyphers, Jeff Wooten

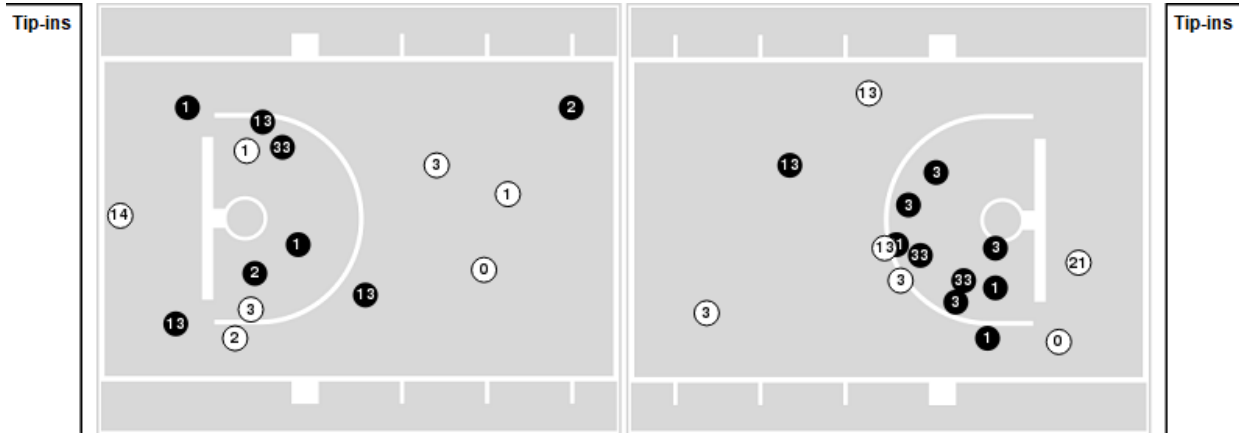
Players => 0, 1, 2, 3, 5, 10, 11, 12, 13, 14, 15, 20, 21, 24, 25, 33FG Types=>AllResults=>All

Cal Poly

All Field Goals



Blow Up Chart



● Made ○ Missed N - Player Number

Cal Poly	M/A	%
Field Goals	27/54	50
2 Points	20/39	51
3 Points	7/15	47
Free Throws	20/30	67

Cal Poly	M/A	%
Points in the Paint	36 (18 / 31)	58
Fast Break Points	7 (4/5)	80
Second Chance Points	13 (10/17)	59
Effective FG%	56	



Officials: Michael Irving, Michael Scyphers, Jeff Wooten

San Jose St.

Lineup	Quarter On	Time On	Quarter Off	Time Off	Time on Court	Score	Score Diff	Reb	Stl	Tov	Ass	PPP
0- Amey Jr. M/ 4- Diongue A/ 5- Gorener T/ 13- Cardenas A/ 15- Anderson T/	1	20:00	1	15:29	04:31	10-7	3	4	2	1	3	1.2690
1- Anderson G/ 4- Diongue A/ 5- Gorener T/ 13- Cardenas A/ 15- Anderson T/	1	15:29	1	14:11	01:18	3-2	1	0	0	0	1	3.0000
1- Anderson G/ 5- Gorener T/ 13- Cardenas A/ 15- Anderson T/ 21- Humer W/	1	14:11	1	13:49	00:22	1-2	-1	0	0	0	0	2.2727
1- Anderson G/ 5- Gorener T/ 13- Cardenas A/ 21- Humer W/ 25- Perry R/	1	13:49	1	11:22	02:27	3-2	1	2	1	0	0	0.8721
0- Amey Jr. M/ 1- Anderson G/ 15- Anderson T/ 23- Seixas D/ 25- Perry R/	1	11:22	1	08:02	03:20	5-3	2	1	2	0	2	1.2887
0- Amey Jr. M/ 4- Diongue A/ 6- Davis L/ 13- Cardenas A/ 15- Anderson T/	1	08:02	1	07:42	00:20	0-0	0	1	0	1	0	0.0000
0- Amey Jr. M/ 6- Davis L/ 13- Cardenas A/ 15- Anderson T/ 21- Humer W/	1	07:42	1	05:15	02:27	7-2	5	2	0	0	1	2.3333
0- Amey Jr. M/ 5- Gorener T/ 13- Cardenas A/ 15- Anderson T/ 21- Humer W/	1	05:15	1	05:03	00:12	0-1	-1	0	0	0	0	0.0000
0- Amey Jr. M/ 5- Gorener T/ 13- Cardenas A/ 21- Humer W/ 25- Perry R/	1	05:03	1	02:03	03:00	7-6	1	2	0	1	1	1.7500
0- Amey Jr. M/ 5- Gorener T/ 13- Cardenas A/ 15- Anderson T/ 25- Perry R/	1	02:03	1	01:46	00:17	0-0	0	1	0	0	0	0.0000
0- Amey Jr. M/ 5- Gorener T/ 13- Cardenas A/ 21- Humer W/ 25- Perry R/	1	01:46	1	01:06	00:40	1-2	-1	2	0	0	0	0.6944
1- Anderson G/ 5- Gorener T/ 13- Cardenas A/ 21- Humer W/ 25- Perry R/	1	01:06	1	00:40	00:25	1-1	0	0	0	0	0	2.2727
1- Anderson G/ 5- Gorener T/ 13- Cardenas A/ 23- Seixas D/ 25- Perry R/	1	00:40	1	00:24	00:16	0-0	0	0	0	0	0	0.0000
0- Amey Jr. M/ 1- Anderson G/ 5- Gorener T/ 13- Cardenas A/ 23- Seixas D/	1	00:24	1	00:04	00:19	0-2	-2	0	0	0	0	0.0000
0- Amey Jr. M/ 5- Gorener T/ 13- Cardenas A/ 23- Seixas D/ 25- Perry R/	1	00:04	2	20:00	00:04	0-0	0	0	0	0	0	0.0000
0- Amey Jr. M/ 4- Diongue A/ 5- Gorener T/ 13- Cardenas A/ 15- Anderson T/	2	20:00	2	17:42	02:18	1-3	-2	1	1	2	0	0.2049
0- Amey Jr. M/ 5- Gorener T/ 13- Cardenas A/ 15- Anderson T/ 21- Humer W/	2	17:42	2	17:04	00:38	3-1	2	2	0	0	0	2.0833
0- Amey Jr. M/ 5- Gorener T/ 13- Cardenas A/ 21- Humer W/ 23- Seixas D/	2	17:04	2	12:55	04:09	4-10	-6	3	0	4	0	0.6211
4- Diongue A/ 5- Gorener T/ 13- Cardenas A/ 15- Anderson T/ 25- Perry R/	2	12:55	2	11:25	01:30	2-5	-3	0	0	0	0	1.0000
1- Anderson G/ 4- Diongue A/ 13- Cardenas A/ 15- Anderson T/ 25- Perry R/	2	11:25	2	08:28	02:57	6-3	3	1	0	0	2	2.0000
4- Diongue A/ 5- Gorener T/ 13- Cardenas A/ 15- Anderson T/ 25- Perry R/	2	08:28	2	08:05	00:23	2-0	2	1	0	0	0	2.0000
0- Amey Jr. M/ 4- Diongue A/ 5- Gorener T/ 13- Cardenas A/ 25- Perry R/	2	08:05	2	05:28	02:37	4-5	-1	2	0	1	0	1.1628
0- Amey Jr. M/ 4- Diongue A/ 5- Gorener T/ 13- Cardenas A/ 15- Anderson T/	2	05:28	2	02:36	02:52	5-2	3	3	0	0	0	1.1261
0- Amey Jr. M/ 5- Gorener T/ 13- Cardenas A/ 15- Anderson T/ 23- Seixas D/	2	02:36	2	00:51	01:44	2-4	-2	1	0	0	0	0.6667
0- Amey Jr. M/ 5- Gorener T/ 13- Cardenas A/ 23- Seixas D/ 25- Perry R/	2	00:51	OT1	05:00	00:51	2-6	-4	0	0	0	0	0.6944
0- Amey Jr. M/ 4- Diongue A/ 5- Gorener T/ 13- Cardenas A/ 25- Perry R/	OT1	05:00	OT1	04:45	00:15	0-0	0	0	0	0	0	0.0000
0- Amey Jr. M/ 5- Gorener T/ 13- Cardenas A/ 21- Humer W/ 25- Perry R/	OT1	04:45	OT1	03:10	01:35	3-7	-4	2	0	0	1	1.5000
0- Amey Jr. M/ 1- Anderson G/ 5- Gorener T/ 13- Cardenas A/ 21- Humer W/	OT1	03:10	OT1	00:02	03:07	5-3	2	7	0	0	0	1.0246
0- Amey Jr. M/ 1- Anderson G/ 5- Gorener T/ 6- Davis L/ 13- Cardenas A/	OT1	00:02	OT1	00:02	00:00	0-1	-1	0	0	0	0	0.0000
0- Amey Jr. M/ 1- Anderson G/ 5- Gorener T/ 13- Cardenas A/ 21- Humer W/	OT1	00:02	OT1	00:02	00:00	0-1	-1	0	0	0	0	0.0000
0- Amey Jr. M/ 1- Anderson G/ 5- Gorener T/ 13- Cardenas A/ 23- Seixas D/	OT1	00:02	OT1	00:00	00:02	0-0	0	0	0	0	0	0.0000



Officials: Michael Irving, Michael Scyphers, Jeff Wooten

Cal Poly

Lineup	Quarter On	Time On	Quarter Off	Time Off	Time on Court	Score	Score Diff	Reb	Stl	Tov	Ass	PPP
0- Hyder J/ 1- Jones Q/ 3- Sanders K/ 15- Price, Jr. A/ 21- Armotrading J/	1	20:00	1	15:29	04:31	7-10	-3	5	1	2	2	0.8883
0- Hyder J/ 1- Jones Q/ 3- Sanders K/ 13- Bizimana P/ 33- Jaakkola T/	1	15:29	1	13:49	01:40	4-4	0	0	0	0	1	2.0000
0- Hyder J/ 1- Jones Q/ 2- Page J/ 13- Bizimana P/ 33- Jaakkola T/	1	13:49	1	11:22	02:27	2-3	-1	2	0	1	1	0.6667
0- Hyder J/ 2- Page J/ 14- Prukop A/ 15- Price, Jr. A/ 21- Armotrading J/	1	11:22	1	09:54	01:28	2-2	0	0	0	0	0	1.0000
1- Jones Q/ 2- Page J/ 14- Prukop A/ 15- Price, Jr. A/ 21- Armotrading J/	1	09:54	1	08:02	01:52	1-3	-2	3	0	2	0	0.4098
1- Jones Q/ 2- Page J/ 13- Bizimana P/ 14- Prukop A/ 21- Armotrading J/	1	08:02	1	07:42	00:20	0-0	0	0	0	0	0	0.0000
0- Hyder J/ 1- Jones Q/ 13- Bizimana P/ 14- Prukop A/ 33- Jaakkola T/	1	07:42	1	05:15	02:27	2-7	-5	1	0	0	0	0.6667
0- Hyder J/ 1- Jones Q/ 2- Page J/ 13- Bizimana P/ 21- Armotrading J/	1	05:15	1	01:46	03:29	7-7	0	2	0	0	0	1.3158
0- Hyder J/ 1- Jones Q/ 2- Page J/ 13- Bizimana P/ 15- Price, Jr. A/	1	01:46	1	01:06	00:40	2-1	1	1	0	0	0	2.0000
0- Hyder J/ 1- Jones Q/ 13- Bizimana P/ 14- Prukop A/ 15- Price, Jr. A/	1	01:06	2	20:00	01:06	3-1	2	2	0	0	0	1.7045
0- Hyder J/ 1- Jones Q/ 3- Sanders K/ 15- Price, Jr. A/ 21- Armotrading J/	2	20:00	2	19:03	00:57	0-1	-1	1	1	2	0	0.0000
0- Hyder J/ 1- Jones Q/ 3- Sanders K/ 13- Bizimana P/ 21- Armotrading J/	2	19:03	2	17:04	01:59	4-3	1	2	0	0	0	1.0638
1- Jones Q/ 2- Page J/ 3- Sanders K/ 13- Bizimana P/ 33- Jaakkola T/	2	17:04	2	14:20	02:44	8-4	4	1	1	1	3	2.0000
0- Hyder J/ 2- Page J/ 3- Sanders K/ 13- Bizimana P/ 33- Jaakkola T/	2	14:20	2	12:29	01:51	5-0	5	0	1	0	0	1.4535
0- Hyder J/ 1- Jones Q/ 2- Page J/ 13- Bizimana P/ 33- Jaakkola T/	2	12:29	2	09:36	02:53	3-5	-2	2	0	2	0	0.7732
0- Hyder J/ 1- Jones Q/ 2- Page J/ 3- Sanders K/ 33- Jaakkola T/	2	09:36	2	09:14	00:22	0-3	-3	0	0	0	0	0.0000
0- Hyder J/ 1- Jones Q/ 2- Page J/ 3- Sanders K/ 21- Armotrading J/	2	09:14	2	05:28	03:46	7-6	1	1	1	0	1	1.5766
0- Hyder J/ 1- Jones Q/ 3- Sanders K/ 13- Bizimana P/ 21- Armotrading J/	2	05:28	2	02:30	02:58	2-5	-3	3	0	1	0	0.5155
0- Hyder J/ 1- Jones Q/ 3- Sanders K/ 13- Bizimana P/ 33- Jaakkola T/	2	02:30	2	01:56	00:34	2-0	2	2	0	0	0	2.2727
0- Hyder J/ 1- Jones Q/ 2- Page J/ 3- Sanders K/ 13- Bizimana P/	2	01:56	OT1	05:00	01:56	8-4	4	3	0	0	1	1.8018
0- Hyder J/ 1- Jones Q/ 3- Sanders K/ 13- Bizimana P/ 33- Jaakkola T/	OT1	05:00	OT1	00:32	04:28	9-6	3	4	0	0	3	1.5306
0- Hyder J/ 1- Jones Q/ 2- Page J/ 3- Sanders K/ 13- Bizimana P/	OT1	00:32	OT1	00:17	00:14	1-0	1	1	0	0	0	2.2727
0- Hyder J/ 1- Jones Q/ 3- Sanders K/ 13- Bizimana P/ 33- Jaakkola T/	OT1	00:17	OT1	00:02	00:15	0-2	-2	0	0	0	0	0.0000
0- Hyder J/ 1- Jones Q/ 2- Page J/ 3- Sanders K/ 13- Bizimana P/	OT1	00:02	OT1	00:00	00:02	2-0	2	1	0	0	0	2.2727



Officials: Michael Irving, Michael Scyphers, Jeff Wooten

San Jose St.

Lineup	Time	Score	Score Diff	Pts/Min	Reb	Stl	Tov	Ass	PPP
0- Amey Jr. M/ 4- Diongue A/ 5- Gorener T/ 13- Cardenas A/ 15- Anderson T/	09:41	16-12	4	1.6523	8	3	3	3	0.9302
0- Amey Jr. M/ 5- Gorener T/ 13- Cardenas A/ 21- Humer W/ 25- Perry R/	05:15	11-15	-4	2.0952	6	0	1	2	1.4785
0- Amey Jr. M/ 5- Gorener T/ 13- Cardenas A/ 21- Humer W/ 23- Seixas D/	04:09	4-10	-6	0.9639	3	0	4	0	0.6211
0- Amey Jr. M/ 1- Anderson G/ 15- Anderson T/ 23- Seixas D/ 25- Perry R/	03:20	5-3	2	1.5000	1	2	0	2	1.2887
0- Amey Jr. M/ 1- Anderson G/ 5- Gorener T/ 13- Cardenas A/ 21- Humer W/	03:07	5-4	1	1.6026	7	0	0	0	1.0246
1- Anderson G/ 4- Diongue A/ 13- Cardenas A/ 15- Anderson T/ 25- Perry R/	02:57	6-3	3	2.0339	1	0	0	2	2.0000
1- Anderson G/ 5- Gorener T/ 13- Cardenas A/ 21- Humer W/ 25- Perry R/	02:52	4-3	1	1.3913	2	1	0	0	1.0309
0- Amey Jr. M/ 4- Diongue A/ 5- Gorener T/ 13- Cardenas A/ 25- Perry R/	02:52	4-5	-1	1.3953	2	0	1	0	1.1628
0- Amey Jr. M/ 6- Davis L/ 13- Cardenas A/ 15- Anderson T/ 21- Humer W/	02:27	7-2	5	2.8571	2	0	0	1	2.3333
4- Diongue A/ 5- Gorener T/ 13- Cardenas A/ 15- Anderson T/ 25- Perry R/	01:53	4-5	-1	2.1239	1	0	0	0	1.3333
0- Amey Jr. M/ 5- Gorener T/ 13- Cardenas A/ 15- Anderson T/ 23- Seixas D/	01:44	2-4	-2	1.1505	1	0	0	0	0.6667
1- Anderson G/ 4- Diongue A/ 5- Gorener T/ 13- Cardenas A/ 15- Anderson T/	01:18	3-2	1	2.3077	0	0	0	1	3.0000
0- Amey Jr. M/ 5- Gorener T/ 13- Cardenas A/ 23- Seixas D/ 25- Perry R/	00:56	2-6	-4	2.1314	0	0	0	0	0.6944
0- Amey Jr. M/ 5- Gorener T/ 13- Cardenas A/ 15- Anderson T/ 21- Humer W/	00:50	3-2	1	3.6000	2	0	0	0	2.0833
0- Amey Jr. M/ 1- Anderson G/ 5- Gorener T/ 13- Cardenas A/ 23- Seixas D/	00:22	0-2	-2	0.0000	0	0	0	0	0.0000
1- Anderson G/ 5- Gorener T/ 13- Cardenas A/ 15- Anderson T/ 21- Humer W/	00:22	1-2	-1	2.7273	0	0	0	0	2.2727
0- Amey Jr. M/ 4- Diongue A/ 6- Davis L/ 13- Cardenas A/ 15- Anderson T/	00:20	0-0	0	0.0000	1	0	1	0	0.0000
0- Amey Jr. M/ 5- Gorener T/ 13- Cardenas A/ 15- Anderson T/ 25- Perry R/	00:17	0-0	0	0.0000	1	0	0	0	0.0000
1- Anderson G/ 5- Gorener T/ 13- Cardenas A/ 23- Seixas D/ 25- Perry R/	00:16	0-0	0	0.0000	0	0	0	0	0.0000
0- Amey Jr. M/ 1- Anderson G/ 5- Gorener T/ 6- Davis L/ 13- Cardenas A/	00:00	0-1	-1	0.0000	0	0	0	0	0.0000



Officials: Michael Irving, Michael Scyphers, Jeff Wooten

Cal Poly

Lineup	Time	Score	Score Diff	Pts/Min	Reb	Stl	Tov	Ass	PPP
0- Hyder J/ 1- Jones Q/ 3- Sanders K/ 13- Bizimana P/ 33- Jaakkola T/	06:57	15-12	3	2.1578	6	0	0	4	1.6304
0- Hyder J/ 1- Jones Q/ 3- Sanders K/ 15- Price, Jr. A/ 21- Armotrading J/	05:28	7-11	-4	1.2805	6	2	4	2	0.7085
0- Hyder J/ 1- Jones Q/ 2- Page J/ 13- Bizimana P/ 33- Jaakkola T/	05:20	5-8	-3	0.9375	4	0	3	1	0.7267
0- Hyder J/ 1- Jones Q/ 3- Sanders K/ 13- Bizimana P/ 21- Armotrading J/	04:57	6-8	-2	1.2121	5	0	1	0	0.7853
0- Hyder J/ 1- Jones Q/ 2- Page J/ 3- Sanders K/ 21- Armotrading J/	03:46	7-6	1	1.8584	1	1	0	1	1.5766
0- Hyder J/ 1- Jones Q/ 2- Page J/ 13- Bizimana P/ 21- Armotrading J/	03:29	7-7	0	2.0096	2	0	0	0	1.3158
1- Jones Q/ 2- Page J/ 3- Sanders K/ 13- Bizimana P/ 33- Jaakkola T/	02:44	8-4	4	2.9268	1	1	1	3	2.0000
0- Hyder J/ 1- Jones Q/ 13- Bizimana P/ 14- Prukop A/ 33- Jaakkola T/	02:27	2-7	-5	0.8163	1	0	0	0	0.6667
0- Hyder J/ 1- Jones Q/ 2- Page J/ 3- Sanders K/ 13- Bizimana P/	02:12	11-4	7	4.9661	5	0	0	1	1.9097
1- Jones Q/ 2- Page J/ 14- Prukop A/ 15- Price, Jr. A/ 21- Armotrading J/	01:52	1-3	-2	0.5357	3	0	2	0	0.4098
0- Hyder J/ 2- Page J/ 3- Sanders K/ 13- Bizimana P/ 33- Jaakkola T/	01:51	5-0	5	2.7027	0	1	0	0	1.4535
0- Hyder J/ 2- Page J/ 14- Prukop A/ 15- Price, Jr. A/ 21- Armotrading J/	01:28	2-2	0	1.3636	0	0	0	0	1.0000
0- Hyder J/ 1- Jones Q/ 13- Bizimana P/ 14- Prukop A/ 15- Price, Jr. A/	01:06	3-1	2	2.7273	2	0	0	0	1.7045
0- Hyder J/ 1- Jones Q/ 2- Page J/ 13- Bizimana P/ 15- Price, Jr. A/	00:40	2-1	1	3.0000	1	0	0	0	2.0000
0- Hyder J/ 1- Jones Q/ 2- Page J/ 3- Sanders K/ 33- Jaakkola T/	00:22	0-3	-3	0.0000	0	0	0	0	0.0000
1- Jones Q/ 2- Page J/ 13- Bizimana P/ 14- Prukop A/ 21- Armotrading J/	00:20	0-0	0	0.0000	0	0	0	0	0.0000