



Officials: Michael Scyphers, Shawn Lehigh, Matt Ditty

New Orleans - 82

Record: 4-5

NO.	Name	F	Min	FG			3P			FT			Rebounds			Fouls		TP	AS	TO	ST	Blocks		+/-
				M-A	M-A	M-A	OR	DR	TOT	PF	FD	BS	BA											
3	D'Ante Bell	F	14:33	2-6	0-0	1-2	3	1	4	3	3	5	0	0	0	0	0	0	0	0	0	2		
5	Tyson Jackson	F	13:44	4-5	0-0	1-1	1	2	3	4	1	9	0	0	0	1	0	0	0	1	0	-10		
1	Jordan Johnson	G	36:54	9-25	4-12	2-4	0	4	4	2	2	24	6	3	1	0	0	0	0	0	-12			
15	Carlos Hart	G	19:26	1-2	0-0	0-0	0	4	4	1	0	2	1	3	2	1	0	0	0	0	-4			
20	Khaleb Wilson-Rouse	G	33:57	2-7	1-4	0-0	0	3	3	3	0	5	2	3	0	0	0	0	0	0	-6			
13	Jamond Vincent		32:03	4-8	0-0	1-1	0	4	4	1	2	9	1	2	1	0	1	0	1	0	-1			
0	Mason Jones		08:58	1-4	0-0	0-0	0	1	1	0	0	2	0	0	0	0	0	0	0	1	13			
23	James Glisson III		19:29	2-4	2-2	0-0	2	4	6	1	1	6	0	0	0	0	0	0	0	0	2			
4	Omarion Henry		07:04	1-5	0-1	0-0	1	1	2	0	0	2	1	1	0	1	0	1	0	0	3			
2	Jah Short		17:29	7-7	0-0	4-6	6	2	8	5	3	18	1	0	1	0	0	0	0	0	-6			
Team							4	4	8			0			1									
Totals				33-73	7-19	9-14	17	30	47	20	12	82	12	13	5	3	2					-5		

Shooting By Period		
1st FG%	18-37	48.6%
3PT%	6-11	54.5%
FT%	2-5	40%
2nd FG%	15-36	41.7%
3PT%	1-8	12.5%
FT%	7-9	77.8%
GM FG%	33-73	45.2%
3PT%	7-19	36.8%
FT%	9-14	64.3%

Dead Ball Rebounds: 1, 0

Technical Fouls::NONE

San Jose St. - 87

Record: 6-5

NO.	Name	F	Min	FG			3P			FT			Rebounds			Fouls		TP	AS	TO	ST	Blocks		+/-
				M-A	M-A	M-A	OR	DR	TOT	PF	FD	BS	BA											
5	Tibet Gorener	F	36:54	2-12	1-6	3-4	3	3	6	1	2	8	1	0	1	0	1	0	1	0	1	12		
4	Adrame Diongue	C	14:15	2-3	0-0	0-4	0	3	3	4	4	4	3	1	0	1	0	1	0	0	14			
0	Myron Amey Jr.	G	36:54	11-19	4-9	3-5	1	6	7	1	3	29	1	3	1	0	1	0	1	0	12			
6	Latrell Davis	G	16:56	3-5	1-2	0-0	0	4	4	2	0	7	1	0	0	0	0	1	0	0	-1			
13	Alvaro Cardenas	G	40:00	6-8	3-3	1-3	0	3	3	0	5	16	10	2	2	0	0	0	0	0	5			
2	Rickey Mitchell Jr.		08:46	1-3	0-2	0-0	0	2	2	0	0	2	1	0	0	0	0	0	0	0	-13			
21	William Humer		12:24	1-2	0-1	0-2	2	1	3	2	2	2	2	1	0	1	0	1	0	0	-10			
1	Garrett Anderson		20:30	4-7	0-2	0-0	1	1	2	1	0	8	1	1	3	0	0	0	0	0	5			
23	Diogo Seixas		13:21	3-4	0-1	5-7	1	1	2	1	4	11	1	0	2	0	0	0	0	0	1			
Team							0	3	3			0			0									
Totals				33-63	9-26	12-25	8	27	35	12	20	87	21	8	9	2	3					5		

Shooting By Period		
1st FG%	16-33	48.5%
3PT%	6-17	35.3%
FT%	2-11	18.2%
2nd FG%	17-30	56.7%
3PT%	3-9	33.3%
FT%	10-14	71.4%
GM FG%	33-63	52.4%
3PT%	9-26	34.6%
FT%	12-25	48.0%

Dead Ball Rebounds: 5, 0

Technical Fouls::NONE

	UNO	SJSU
Biggest lead	10 (1st 5:33)	7 (1st 16:57)
Best Scoring Run	6(1st 8:46)	6(1st 18:28)
Lead Changes	2	
Times Tied	4	
Time with Lead	24:14	13:31

Points from	UNO	SJSU
Turnovers	13	19
Paint	44	48
Second Chance	21	6
Fast Breaks	4	14
Bench	37	23

Period by Period Scoring			
	1st	2nd	TOT
UNO	44	38	82
SJSU	40	47	87



Officials: Michael Scyphers, Shawn Lehigh, Matt Ditty

Period 1

Quarter Starters:

SJSU 0 Amey Jr. M 4 Diongue A 5 Gorener T 6 Davis L 13 Cardenas A
UNO 1 Johnson J 3 Bell D 5 Jackson T 15 Hart C 20 Wilson-Rouse K

Game Time	SJSU	Score	Diff	UNO
20:00	4 DIONGUE A jumpball won			3 BELL D jumpball lost
19:39	6 DAVIS L 3pt FG , jump shot made (3)	3-0	3	
19:39	13 CARDENAS A assist (1)			
19:11	4 DIONGUE A foul personal (1 - 1)			3 BELL D foul drawn (1)
19:05				15 HART C 2pt FG in the paint, jump shot missed
19:04	defensive rebound (1)			
19:04	4 DIONGUE A foul drawn (1)			5 JACKSON T foul personal (1 - 1)
18:53	13 CARDENAS A 2pt FG in the paint, layup made (2)	5-0	5	
18:53	4 DIONGUE A assist (1)			
18:39				1 JOHNSON J 3pt FG , jump shot missed
18:36	13 CARDENAS A defensive rebound (1)			
18:28	5 GORENER T foul drawn (1)			5 JACKSON T foul shooting (2 - 2)
18:28	5 GORENER T free throw 1 - 2 made (1)	6-0	6	
18:28				5 JACKSON T substitution out
18:28				13 VINCENT J substitution in
18:27	5 GORENER T free throw 2 - 2 missed			
18:26				15 HART C defensive rebound (1)
18:12	0 AMEY JR. M steal (1)			1 JOHNSON J turnover lost ball (1)
17:58	4 DIONGUE A foul drawn (2)			3 BELL D foul shooting (1 - 3)
17:58	4 DIONGUE A free throw 1 - 2 missed			
17:58	offensive dead ball rebound (1)			
17:57	4 DIONGUE A free throw 2 - 2 missed			
17:56				13 VINCENT J defensive rebound (1)
17:42				3 BELL D 2pt FG in the paint, hook shot missed
17:38	4 DIONGUE A defensive rebound (1)			
17:32	6 DAVIS L 3pt FG , jump shot missed			
17:26	5 GORENER T offensive rebound (1)			
17:25	5 GORENER T 2pt FG second chance in the paint, layup missed			
17:22				13 VINCENT J defensive rebound (2)
17:14		6-2	4	1 JOHNSON J 2pt FG in the paint, layup made (2)
17:14	0 AMEY JR. M foul shooting (1 - 2)			1 JOHNSON J foul drawn (1)
17:14				1 JOHNSON J free throw 1 - 1 missed
17:12	5 GORENER T defensive rebound (2)			
16:57	5 GORENER T 3pt FG , jump shot made (4)	9-2	7	
16:57	13 CARDENAS A assist (2)			
16:43		9-5	4	1 JOHNSON J 3pt FG , jump shot made (5)
16:43				20 WILSON-ROUSE K assist (1)
16:22	4 DIONGUE A 2pt FG in the paint, layup made (2)	11-5	6	
16:22	13 CARDENAS A assist (3)			
16:03				1 JOHNSON J 3pt FG , jump shot missed
16:00	6 DAVIS L defensive rebound (1)			
15:51	4 DIONGUE A foul drawn (3)			1 JOHNSON J foul shooting (1 - 4)
15:51				Timeout media



Official Basketball Play by Play - First Half
New Orleans at San Jose St.
 12/09/23 Provident Credit Union Event Center, San Jose, CA
 2023-24 Men's Basketball

Game Time: 2:00 PM
Game Duration: 1:51
Attendance: 1,747

Officials: Michael Scyphers, Shawn Lehigh, Matt Ditty

Game Time	SJSU	Score	Diff	UNO
15:51	6 DAVIS L substitution out			
15:51	2 MITCHELL JR. R substitution in			
15:51				15 HART C substitution out
15:51				0 JONES M substitution in
15:51	4 DIONGUE A free throw 1 - 2 missed			
15:51	offensive dead ball rebound (2)			
15:51	4 DIONGUE A free throw 2 - 2 missed			
15:50				0 JONES M defensive rebound (1)
15:34				20 WILSON-ROUSE K 2pt FG outside the paint, jump shot missed
15:31	0 AMEY JR. M defensive rebound (1)			
15:16	5 GORENER T 2pt FG in the paint, floating jump shot missed			
15:10				1 JOHNSON J defensive rebound (1)
15:05		11-7	4	13 VINCENT J 2pt FG in the paint, dunk, made (2)
15:05				1 JOHNSON J assist (1)
14:39	0 AMEY JR. M 2pt FG in the paint, layup made (2)	13-7	6	
14:25	4 DIONGUE A foul shooting (2 - 3)			3 BELL D foul drawn (2)
14:25		13-8	5	3 BELL D free throw 1 - 2 made (1)
14:25	4 DIONGUE A substitution out			
14:25	21 HUMER W substitution in			
14:25				3 BELL D free throw 2 - 2 missed
14:24	0 AMEY JR. M defensive rebound (2)			
14:06	21 HUMER W 3pt FG , jump shot missed			
14:02				1 JOHNSON J defensive rebound (2)
13:52				13 VINCENT J 2pt FG in the paint, layup missed
13:48	2 MITCHELL JR. R defensive rebound (1)			
13:41	0 AMEY JR. M 3pt FG , jump shot missed			
13:37	0 AMEY JR. M offensive rebound (3)			
13:35	0 AMEY JR. M 2pt FG second chance in the paint, layup made (4)	15-8	7	
13:22		15-11	4	1 JOHNSON J 3pt FG , step back jump shot made (8)
13:02	13 CARDENAS A foul drawn (1)			13 VINCENT J foul shooting (1 - 5)
13:02	13 CARDENAS A free throw 1 - 2 missed			
13:02	offensive dead ball rebound (3)			
13:02				20 WILSON-ROUSE K substitution out
13:02				23 GLISSON III J substitution in
13:02	13 CARDENAS A free throw 2 - 2 made (3)	16-11	5	
12:40				23 GLISSON III J 2pt FG in the paint, hook shot missed
12:37				offensive rebound (7)
12:31		16-13	3	0 JONES M 2pt FG second chance in the paint, layup made (2)
12:17	13 CARDENAS A 2pt FG in the paint, layup missed			
12:17				defensive rebound (8)
12:17	21 HUMER W foul personal (1 - 4)			23 GLISSON III J foul drawn (1)
11:52				13 VINCENT J substitution out
11:52				15 HART C substitution in
11:46				1 JOHNSON J 2pt FG in the paint, layup missed
11:41				2 SHORT J offensive rebound (1)
11:40		16-15	1	2 SHORT J 2pt FG second chance in the paint, layup made (2)
11:35	2 MITCHELL JR. R 3pt FG , jump shot missed			
11:32				23 GLISSON III J defensive rebound (1)



Official Basketball Play by Play - First Half
New Orleans at San Jose St.
 12/09/23 Provident Credit Union Event Center, San Jose, CA
 2023-24 Men's Basketball

Game Time: 2:00 PM
Game Duration: 1:51
Attendance: 1,747

Officials: Michael Scyphers, Shawn Lehigh, Matt Ditty

Game Time	SJSU	Score	Diff	UNO
11:29				1 JOHNSON J 2pt FG in the paint, jump shot missed
11:26	2 MITCHELL JR. R defensive rebound (2)			
11:18	21 HUMER W 2pt FG in the paint, layup made (2)	18-15	3	
11:18	2 MITCHELL JR. R assist (1)			
11:04		18-18	0	23 GLISSON III J 3pt FG , jump shot made (3)
11:04				1 JOHNSON J assist (2)
10:45	2 MITCHELL JR. R 2pt FG in the paint, layup made (2)	20-18	2	
10:45	21 HUMER W assist (1)			
10:38				0 JONES M 2pt FG in the paint, layup blocked
10:38	21 HUMER W block (1)			
10:33	0 AMEY JR. M defensive rebound (4)			
10:31	0 AMEY JR. M turnover lost ball (1)			1 JOHNSON J steal (1)
10:26		20-20	0	1 JOHNSON J 2pt FG fast break from turnover in the paint, layup made (10)
10:11	13 CARDENAS A turnover travel (1)			
10:11	Timeout media			
10:11	0 AMEY JR. M substitution out			
10:11	5 GORENER T substitution out			
10:11	21 HUMER W substitution out			
10:11	1 ANDERSON G substitution in			
10:11	6 DAVIS L substitution in			
10:11	23 SEIXAS D substitution in			
10:11				1 JOHNSON J substitution out
10:11				15 HART C substitution out
10:11				4 HENRY O substitution in
10:11				20 WILSON-ROUSE K substitution in
10:11				3 BELL D substitution out
10:11				13 VINCENT J substitution in
09:49				0 JONES M 2pt FG from turnover outside the paint, jump shot missed
09:45				4 HENRY O offensive rebound (1)
09:44		20-22	-2	4 HENRY O 2pt FG from turnover second chance in the paint, layup made (2)
09:22	1 ANDERSON G 3pt FG , jump shot missed			
09:18				2 SHORT J defensive rebound (2)
09:14				0 JONES M 2pt FG in the paint, layup missed
09:11	23 SEIXAS D defensive rebound (1)			
09:01	1 ANDERSON G 2pt FG outside the paint, floating jump shot missed			
08:57				20 WILSON-ROUSE K defensive rebound (1)
08:54				4 HENRY O 2pt FG in the paint, layup missed
08:46				2 SHORT J offensive rebound (3)
08:46		20-24	-4	2 SHORT J 2pt FG second chance in the paint, layup made (4)
08:34	6 DAVIS L 2pt FG in the paint, layup made (5)	22-24	-2	
08:34	23 SEIXAS D assist (1)			
08:23				20 WILSON-ROUSE K turnover travel (1)
08:11	1 ANDERSON G 3pt FG from turnover, jump shot missed			
08:07				23 GLISSON III J defensive rebound (2)
07:56		22-27	-5	23 GLISSON III J 3pt FG , jump shot made (6)
07:56				20 WILSON-ROUSE K assist (2)



Official Basketball Play by Play - First Half
New Orleans at San Jose St.
 12/09/23 Provident Credit Union Event Center, San Jose, CA
 2023-24 Men's Basketball

Game Time: 2:00 PM
Game Duration: 1:51
Attendance: 1,747

Officials: Michael Scyphers, Shawn Lehigh, Matt Ditty

Game Time	SJSU	Score	Diff	UNO
07:40	2 MITCHELL JR. R 3pt FG , jump shot missed			
07:36				23 GLISSON III J defensive rebound (3)
07:30				4 HENRY O 2pt FG in the paint, layup missed
07:25				2 SHORT J offensive rebound (4)
07:24		22-29	-7	2 SHORT J 2pt FG second chance in the paint, layup made (6)
07:05	13 CARDENAS A foul drawn (2)			2 SHORT J foul personal (1 - 6)
07:05	Timeout media			
07:05	1 ANDERSON G substitution out			
07:05	2 MITCHELL JR. R substitution out			
07:05	0 AMEY JR. M substitution in			
07:05	5 GORENER T substitution in			
07:05				0 JONES M substitution out
07:05				2 SHORT J substitution out
07:05				23 GLISSON III J substitution out
07:05				1 JOHNSON J substitution in
07:05				5 JACKSON T substitution in
07:05				15 HART C substitution in
06:56	6 DAVIS L 2pt FG in the paint, layup made (7)	24-29	-5	
06:56	13 CARDENAS A assist (4)			
06:45				4 HENRY O 2pt FG outside the paint, jump shot missed
06:40	6 DAVIS L defensive rebound (2)			
06:26	5 GORENER T 3pt FG , jump shot missed			
06:22				4 HENRY O defensive rebound (2)
06:14		24-32	-8	20 WILSON-ROUSE K 3pt FG , jump shot made (3)
06:14				1 JOHNSON J assist (3)
05:59	23 SEIXAS D 3pt FG , jump shot missed			
05:54				20 WILSON-ROUSE K defensive rebound (2)
05:49	23 SEIXAS D substitution out			
05:49	4 DIONGUE A substitution in			
05:33		24-34	-10	5 JACKSON T 2pt FG in the paint, hook shot made (2)
05:33				4 HENRY O assist (1)
05:14	0 AMEY JR. M 2pt FG in the paint, floating jump shot made (6)	26-34	-8	
04:58				1 JOHNSON J 3pt FG , jump shot missed
04:55	4 DIONGUE A defensive rebound (2)			
04:51	0 AMEY JR. M 3pt FG , jump shot made (9)	29-34	-5	
04:51	13 CARDENAS A assist (5)			
04:35				4 HENRY O 3pt FG , jump shot missed
04:31	0 AMEY JR. M defensive rebound (5)			
04:27	0 AMEY JR. M 2pt FG in the paint, layup blocked			
04:27				4 HENRY O block (1)
04:21				15 HART C defensive rebound (2)
04:10		29-36	-7	5 JACKSON T 2pt FG in the paint, hook shot made (4)
03:53	0 AMEY JR. M 3pt FG , jump shot made (12)	32-36	-4	
03:53	13 CARDENAS A assist (6)			
03:36	13 CARDENAS A steal (1)			4 HENRY O turnover bad pass (1)
03:29	0 AMEY JR. M 3pt FG fast break from turnover, jump shot made (15)	35-36	-1	
03:29	13 CARDENAS A assist (7)			
03:29				Timeout 60 Sec



Official Basketball Play by Play - First Half
New Orleans at San Jose St.
 12/09/23 Provident Credit Union Event Center, San Jose, CA
 2023-24 Men's Basketball

Game Time: 2:00 PM
Game Duration: 1:51
Attendance: 1,747

Officials: Michael Scyphers, Shawn Lehigh, Matt Ditty

Game Time	SJSU	Score	Diff	UNO
03:29	Timeout media			
03:29	4 DIONGUE A substitution out			
03:29	21 HUMER W substitution in			
03:29				4 HENRY O substitution out
03:29				13 VINCENT J substitution in
03:18		35-38	-3	1 JOHNSON J 2pt FG outside the paint, jump shot made (12)
02:46	5 GORENER T 3pt FG , jump shot missed			
02:42				5 JACKSON T defensive rebound (1)
02:27		35-41	-6	1 JOHNSON J 3pt FG , jump shot made (15)
02:07	0 AMEY JR. M 2pt FG in the paint, layup missed			
02:07	21 HUMER W offensive rebound (1)			
02:07	21 HUMER W foul drawn (1)			5 JACKSON T foul personal (3 - 7)
02:07				5 JACKSON T substitution out
02:07				3 BELL D substitution in
02:07	21 HUMER W 1&1 free throw 1 missed			
02:05				3 BELL D defensive rebound (1)
01:37				1 JOHNSON J 2pt FG in the paint, jump shot missed
01:34	6 DAVIS L defensive rebound (3)			
01:33	13 CARDENAS A 2pt FG fast break in the paint, layup made (5)	37-41	-4	
01:33	6 DAVIS L assist (1)			
01:33	13 CARDENAS A foul drawn (3)			15 HART C foul shooting (1 - 8)
01:33	13 CARDENAS A free throw fast break 1 - 1 missed			
01:31				20 WILSON-ROUSE K defensive rebound (3)
01:25	6 DAVIS L foul personal (1 - 5)			13 VINCENT J foul drawn (1)
01:25				15 HART C substitution out
01:25				2 SHORT J substitution in
01:08	6 DAVIS L foul shooting (2 - 6)			2 SHORT J foul drawn (1)
01:08		37-42	-5	2 SHORT J free throw 1 - 2 made (7)
01:08	6 DAVIS L substitution out			
01:08	1 ANDERSON G substitution in			
01:08				2 SHORT J free throw 2 - 2 missed
01:07	21 HUMER W defensive rebound (2)			
01:07	21 HUMER W foul drawn (2)			3 BELL D foul personal (2 - 9)
01:07				3 BELL D substitution out
01:07				23 GLISSON III J substitution in
01:07	21 HUMER W 1&1 free throw 1 missed			
01:05				13 VINCENT J defensive rebound (3)
00:47		37-44	-7	13 VINCENT J 2pt FG in the paint, layup made (4)
00:47				1 JOHNSON J assist (4)
00:30	0 AMEY JR. M 3pt FG , jump shot made (18)	40-44	-4	
00:30	1 ANDERSON G assist (1)			
00:04				20 WILSON-ROUSE K 3pt FG , jump shot missed
00:00	13 CARDENAS A defensive rebound (2)			
00:00	0 AMEY JR. M 3pt FG , jump shot missed			
00:00				defensive rebound (25)
END OF PERIOD				
SJSU 40-44 UNO				



Officials: Michael Scyphers, Shawn Lehigh, Matt Ditty

New Orleans - 44

NO.	Name	F	Min	FG	3P	FT	Rebounds			Fouls		TP	AS	TO	ST	Blocks		+/-
				M-A	M-A	M-A	OR	DR	TOT	PF	FD					BS	BA	
3	D'Ante Bell	F	10:49	0-1	0-0	1-2	0	1	1	2	2	1	0	0	0	0	0	-1
5	Tyson Jackson	F	06:30	2-2	0-0	0-0	0	1	1	3	0	4	0	0	0	0	0	-7
1	Jordan Johnson	G	16:54	6-12	3-6	0-1	0	2	2	1	1	15	4	1	1	0	0	-3
15	Carlos Hart	G	11:30	0-1	0-0	0-0	0	2	2	1	0	0	0	0	0	0	0	-6
20	Khaleb Wilson-Rouse	G	17:09	1-3	1-2	0-0	0	3	3	0	0	3	2	1	0	0	0	0
13	Jamond Vincent		16:47	2-3	0-0	0-0	0	3	3	1	1	4	0	0	0	0	0	13
0	Mason Jones		08:46	1-4	0-0	0-0	0	1	1	0	0	2	0	0	0	0	1	13
23	James Glisson III		07:04	2-3	2-2	0-0	0	3	3	0	1	6	0	0	0	0	0	10
4	Omarion Henry		06:42	1-5	0-1	0-0	1	1	2	0	0	2	1	1	0	1	0	1
2	Jah Short		01:25	3-3	0-0	1-2	3	1	4	1	1	7	0	0	0	0	0	6
Team							1	2	3			0		0				
Totals				18-37	6-11	2-5	5	20	25	9	6	44	7	3	1	1	1	4

Shooting By Period		
1 st FG%	18-37	48.6%
3PT%	6-11	54.5%
FT%	2-5	40%
GM FG%	18-37	48.6%
3PT%	6-11	54.5%
FT%	2-5	40.0%

Dead Ball Rebounds: 0, 0

Technical Fouls::NONE

San Jose St. - 40

NO.	Name	F	Min	FG	3P	FT	Rebounds			Fouls		TP	AS	TO	ST	Blocks		+/-
				M-A	M-A	M-A	OR	DR	TOT	PF	FD					BS	BA	
5	Tibet Gorener	F	16:54	1-5	1-3	1-2	1	1	2	0	1	4	0	0	0	0	0	3
4	Adrame Diongue	C	07:55	1-1	0-0	0-4	0	2	2	2	3	2	1	0	0	0	0	12
0	Myron Amey Jr.	G	16:54	7-11	4-6	0-0	1	4	5	1	0	18	0	1	1	0	1	3
6	Latrell Davis	G	13:12	3-4	1-2	0-0	0	3	3	2	0	7	1	0	0	0	0	1
13	Alvaro Cardenas	G	20:00	2-3	0-0	1-3	0	2	2	0	3	5	7	1	1	0	0	-4
2	Rickey Mitchell Jr.		08:46	1-3	0-2	0-0	0	2	2	0	0	2	1	0	0	0	0	-13
21	William Humer		07:43	1-2	0-1	0-2	1	1	2	1	2	2	1	0	0	1	0	-8
1	Garrett Anderson		04:14	0-3	0-2	0-0	0	0	0	0	0	0	1	0	0	0	0	-6
23	Diogo Seixas		04:22	0-1	0-1	0-0	0	1	1	0	0	0	1	0	0	0	0	-8
Team							0	1	1			0		0				
Totals				16-33	6-17	2-11	3	17	20	6	9	40	13	2	2	1	1	-4

Shooting By Period		
1 st FG%	16-33	48.5%
3PT%	6-17	35.3%
FT%	2-11	18.2%
GM FG%	16-33	48.5%
3PT%	6-17	35.3%
FT%	2-11	18.2%

Dead Ball Rebounds: 3, 0

Technical Fouls::NONE

	UNO	SJSU
Biggest lead	10 (1 st 5:33)	7 (1 st 16:57)
Best Scoring Run	6(1 st 8:46)	6(1 st 18:28)
Lead Changes	1	
Times Tied	2	
Time with Lead	09:44	08:54

Points from	UNO	SJSU
Turnovers	4	3
Paint	22	20
Second Chance	10	2
Fast Breaks	2	5
Bench	21	4

	Period by Period Scoring		
	1st	2nd	TOT
UNO	44	38	82
SJSU	40	47	87



Officials: Michael Scyphers, Shawn Lehigh, Matt Ditty

Period 2

Quarter Starters:

SJSU	0 Amey Jr. M	4 Diongue A	5 Gorener T	6 Davis L	13 Cardenas A
UNO	1 Johnson J	3 Bell D	15 Hart C	20 Wilson-Rouse K	23 Glisson III J

Game Time	SJSU	Score	Diff	UNO
20:00	1 ANDERSON G substitution out			
20:00	21 HUMER W substitution out			
20:00	4 DIONGUE A substitution in			
20:00	6 DAVIS L substitution in			
20:00				2 SHORT J substitution out
20:00				13 VINCENT J substitution out
20:00				3 BELL D substitution in
20:00				15 HART C substitution in
19:45		40-46	-6	15 HART C 2pt FG in the paint, floating jump shot made (2)
19:20	13 CARDENAS A turnover lost ball (2)			15 HART C steal (1)
19:06				3 BELL D 2pt FG from turnover in the paint, layup missed
19:03				3 BELL D offensive rebound (2)
18:56		40-48	-8	1 JOHNSON J 2pt FG from turnover second chance outside the paint, jump shot made (17)
18:38	5 GORENER T 2pt FG in the paint, dunk, made (6)	42-48	-6	
18:38	4 DIONGUE A assist (2)			
18:18				1 JOHNSON J 2pt FG outside the paint, jump shot missed
18:15				3 BELL D offensive rebound (3)
18:14				3 BELL D 2pt FG second chance in the paint, jump shot missed
18:11	4 DIONGUE A defensive rebound (3)			
18:08	0 AMEY JR. M 3pt FG , jump shot missed			
18:05				15 HART C defensive rebound (3)
18:00				20 WILSON-ROUSE K 3pt FG , jump shot missed
17:58				offensive rebound (29)
17:58	4 DIONGUE A foul personal (3 - 1)			3 BELL D foul drawn (3)
17:58	4 DIONGUE A substitution out			
17:58	21 HUMER W substitution in			
17:53				3 BELL D 2pt FG second chance in the paint, hook shot missed
17:51	6 DAVIS L defensive rebound (4)			
17:41	5 GORENER T 3pt FG , jump shot missed			
17:37				23 GLISSON III J defensive rebound (4)
17:30		42-50	-8	3 BELL D 2pt FG in the paint, layup made (3)
17:30				15 HART C assist (1)
17:13	0 AMEY JR. M 2pt FG in the paint, layup made (20)	44-50	-6	
17:13	0 AMEY JR. M foul drawn (1)			20 WILSON-ROUSE K foul shooting (1 - 1)
17:12	0 AMEY JR. M free throw 1 - 1 missed			
17:11	21 HUMER W offensive rebound (3)			
17:01	13 CARDENAS A foul drawn (4)			1 JOHNSON J foul personal (2 - 2)
16:50	6 DAVIS L 2pt FG second chance in the paint, layup blocked			
16:50				15 HART C block (1)
16:46				15 HART C defensive rebound (4)
16:43				1 JOHNSON J 2pt FG in the paint, layup missed
16:38				3 BELL D offensive rebound (4)



Official Basketball Play by Play - Second Half
New Orleans at San Jose St.
 12/09/23 Provident Credit Union Event Center, San Jose, CA
 2023-24 Men's Basketball

Game Time: 2:00 PM
Game Duration: 1:51
Attendance: 1,747

Officials: Michael Scyphers, Shawn Lehigh, Matt Ditty

Game Time	SJSU	Score	Diff	UNO
16:38		44-52	-8	3 BELL D 2pt FG second chance in the paint, layup made (5)
16:16	0 AMEY JR. M foul drawn (2)			3 BELL D foul shooting (3 - 3)
16:16	0 AMEY JR. M free throw 1 - 2 made (21)	45-52	-7	
16:16				3 BELL D substitution out
16:16				15 HART C substitution out
16:16				23 GLISSON III J substitution out
16:16				2 SHORT J substitution in
16:16				5 JACKSON T substitution in
16:16				13 VINCENT J substitution in
16:16	0 AMEY JR. M free throw 2 - 2 made (22)	46-52	-6	
16:16	6 DAVIS L substitution out			
16:16	1 ANDERSON G substitution in			
15:58				1 JOHNSON J 2pt FG outside the paint, jump shot missed
15:53	13 CARDENAS A defensive rebound (3)			
15:47	5 GORENER T 2pt FG in the paint, layup blocked			
15:47				5 JACKSON T block (1)
15:42				5 JACKSON T defensive rebound (2)
15:33		46-54	-8	20 WILSON-ROUSE K 2pt FG outside the paint, jump shot made (5)
15:33				1 JOHNSON J assist (5)
15:06	13 CARDENAS A 2pt FG in the paint, layup made (7)	48-54	-6	
15:06	21 HUMER W assist (2)			
14:44				20 WILSON-ROUSE K turnover lost ball (2)
14:44	Timeout media			
14:27	0 AMEY JR. M 2pt FG from turnover in the paint, jump shot missed			
14:25				defensive rebound (34)
14:17	1 ANDERSON G steal (1)			1 JOHNSON J turnover bad pass (2)
14:12	1 ANDERSON G 2pt FG fast break from turnover in the paint, layup made (2)	50-54	-4	
13:49		50-56	-6	2 SHORT J 2pt FG in the paint, layup made (9)
13:31	21 HUMER W turnover bad pass (1)			
13:17		50-58	-8	13 VINCENT J 2pt FG from turnover in the paint, layup made (6)
13:17				2 SHORT J assist (1)
13:17	21 HUMER W foul shooting (2 - 2)			13 VINCENT J foul drawn (2)
13:17	21 HUMER W substitution out			
13:17	4 DIONGUE A substitution in			
13:17		50-59	-9	13 VINCENT J free throw 1 - 1 made (7)
12:56	1 ANDERSON G 2pt FG in the paint, layup made (4)	52-59	-7	
12:44				1 JOHNSON J 3pt FG , jump shot missed
12:40	1 ANDERSON G defensive rebound (1)			
12:32	13 CARDENAS A foul drawn (5)			2 SHORT J foul personal (2 - 4)
12:18	0 AMEY JR. M 2pt FG in the paint, layup made (24)	54-59	-5	
12:18	4 DIONGUE A assist (3)			
12:08	1 ANDERSON G steal (2)			20 WILSON-ROUSE K turnover bad pass (3)
12:05				5 JACKSON T substitution out
12:05				23 GLISSON III J substitution in
12:02	4 DIONGUE A 2pt FG from turnover in the paint, alleyoop made (4)	56-59	-3	
12:02	13 CARDENAS A assist (8)			



Official Basketball Play by Play - Second Half
New Orleans at San Jose St.
 12/09/23 Provident Credit Union Event Center, San Jose, CA
 2023-24 Men's Basketball

Game Time: 2:00 PM
Game Duration: 1:51
Attendance: 1,747

Officials: Michael Scyphers, Shawn Lehigh, Matt Ditty

Game Time	SJSU	Score	Diff	UNO
11:45		56-61	-5	13 VINCENT J 2pt FG in the paint, layup made (9)
11:19	4 DIONGUE A turnover lost ball (1)			2 SHORT J steal (1)
11:13				20 WILSON-ROUSE K 2pt FG from turnover in the paint, layup missed
11:10	5 GORENER T defensive rebound (3)			
10:57	13 CARDENAS A 2pt FG in the paint, layup missed			
10:54				1 JOHNSON J defensive rebound (3)
10:50				1 JOHNSON J 2pt FG in the paint, layup missed
10:50				offensive rebound (36)
10:50	Timeout media			
10:50				20 WILSON-ROUSE K substitution out
10:50				15 HART C substitution in
10:45				13 VINCENT J 2pt FG second chance in the paint, layup blocked
10:45	4 DIONGUE A block (1)			
10:45				offensive rebound (37)
10:43	13 CARDENAS A steal (2)			15 HART C turnover bad pass (1)
10:33	4 DIONGUE A 2pt FG from turnover in the paint, dunk, missed			
10:30	5 GORENER T offensive rebound (4)			
10:26	5 GORENER T 3pt FG from turnover second chance, jump shot missed			
10:22				defensive rebound (38)
10:04	5 GORENER T foul shooting (1 - 3)			2 SHORT J foul drawn (2)
10:04		56-62	-6	2 SHORT J free throw 1 - 2 made (10)
10:03				2 SHORT J free throw 2 - 2 missed
10:03	defensive rebound (28)			
09:32	0 AMEY JR. M turnover lost ball (2)			15 HART C steal (2)
09:31				15 HART C turnover dribbling violation (2)
09:26	4 DIONGUE A foul drawn (4)			2 SHORT J foul personal (3 - 5)
09:24	13 CARDENAS A 3pt FG from turnover, jump shot made (10)	59-62	-3	
09:24	5 GORENER T assist (1)			
09:03				1 JOHNSON J 3pt FG , jump shot missed
08:59				2 SHORT J offensive rebound (5)
08:59	4 DIONGUE A foul shooting (4 - 4)			2 SHORT J foul drawn (3)
08:59		59-63	-4	2 SHORT J free throw 1 - 2 made (11)
08:59	4 DIONGUE A substitution out			
08:59	23 SEIXAS D substitution in			
08:59		59-64	-5	2 SHORT J free throw 2 - 2 made (12)
08:42	0 AMEY JR. M 3pt FG , jump shot missed			
08:38	5 GORENER T offensive rebound (5)			
08:29	5 GORENER T 2pt FG second chance in the paint, layup missed			
08:26				2 SHORT J defensive rebound (6)
08:09	23 SEIXAS D steal (1)			15 HART C turnover bad pass (3)
08:02	5 GORENER T 3pt FG from turnover, jump shot missed			
07:59				1 JOHNSON J defensive rebound (4)
07:53	23 SEIXAS D steal (2)			1 JOHNSON J turnover bad pass (3)
07:40	13 CARDENAS A 3pt FG from turnover, jump shot made (13)	62-64	-2	
07:38	Timeout 30 Sec			
07:38	Timeout media			
07:38				15 HART C substitution out



Official Basketball Play by Play - Second Half
New Orleans at San Jose St.
 12/09/23 Provident Credit Union Event Center, San Jose, CA
 2023-24 Men's Basketball

Game Time: 2:00 PM
Game Duration: 1:51
Attendance: 1,747

Officials: Michael Scyphers, Shawn Lehigh, Matt Ditty

Game Time	SJSU	Score	Diff	UNO
07:38				23 GLISSON III J substitution out
07:38				5 JACKSON T substitution in
07:38				20 WILSON-ROUSE K substitution in
07:25				13 VINCENT J 2pt FG in the paint, layup missed
07:24				5 JACKSON T offensive rebound (3)
07:24		62-66	-4	5 JACKSON T 2pt FG second chance in the paint, layup made (6)
07:24	23 SEIXAS D foul shooting (1 - 5)			5 JACKSON T foul drawn (1)
07:24	Timeout media			
07:24		62-67	-5	5 JACKSON T free throw 1 - 1 made (7)
07:07	23 SEIXAS D 2pt FG in the paint, layup made (2)	64-67	-3	
07:07	0 AMEY JR. M assist (1)			
06:33				5 JACKSON T 2pt FG in the paint, layup missed
06:32				2 SHORT J offensive rebound (7)
06:32				turnover shot clock (11)
06:19	23 SEIXAS D foul drawn (1)			2 SHORT J foul shooting (4 - 6)
06:19	23 SEIXAS D free throw 1 - 2 made (3)	65-67	-2	
06:19	23 SEIXAS D free throw 2 - 2 made (4)	66-67	-1	
05:57				13 VINCENT J 2pt FG in the paint, layup missed
05:54	0 AMEY JR. M defensive rebound (6)			
05:53	0 AMEY JR. M turnover lost ball (3)			13 VINCENT J steal (1)
05:46		66-69	-3	1 JOHNSON J 2pt FG from turnover outside the paint, jump shot made (19)
05:30	13 CARDENAS A 3pt FG , jump shot made (16)	69-69	0	
05:07				1 JOHNSON J 3pt FG , jump shot missed
05:06	defensive rebound (31)			
05:06	23 SEIXAS D foul drawn (2)			5 JACKSON T foul personal (4 - 7)
05:06	23 SEIXAS D 1&1 free throw 1 made (5)	70-69	1	
05:06				5 JACKSON T substitution out
05:06				23 GLISSON III J substitution in
05:06	23 SEIXAS D 1&1 free throw 2 made (6)	71-69	2	
04:50		71-71	0	2 SHORT J 2pt FG in the paint, layup made (14)
04:21	5 GORENER T 2pt FG in the paint, layup missed			
04:21	23 SEIXAS D offensive rebound (2)			
04:21	23 SEIXAS D 2pt FG second chance in the paint, layup made (8)	73-71	2	
04:21	23 SEIXAS D foul drawn (3)			23 GLISSON III J foul shooting (1 - 8)
04:21	23 SEIXAS D free throw 1 - 1 missed			
04:20	1 ANDERSON G offensive rebound (2)			
04:19	1 ANDERSON G 2pt FG second chance in the paint, layup made (6)	75-71	4	
04:10				Timeout 30 Sec
04:10	Timeout media			
04:10		75-74	1	1 JOHNSON J 3pt FG , jump shot made (22)
04:10				13 VINCENT J assist (1)
04:10	0 AMEY JR. M 2pt FG in the paint, floating jump shot made (26)	77-74	3	
04:10	13 CARDENAS A assist (9)			
04:10				1 JOHNSON J 3pt FG , jump shot missed
04:10				23 GLISSON III J offensive rebound (5)
04:10				23 GLISSON III J 2pt FG second chance in the paint, layup missed



Official Basketball Play by Play - Second Half
New Orleans at San Jose St.
 12/09/23 Provident Credit Union Event Center, San Jose, CA
 2023-24 Men's Basketball

Game Time: 2:00 PM
Game Duration: 1:51
Attendance: 1,747

Officials: Michael Scyphers, Shawn Lehigh, Matt Ditty

Game Time	SJSU	Score	Diff	UNO
04:10	5 GORENER T defensive rebound (6)			
04:10	0 AMEY JR. M 2pt FG in the paint, layup made (28)	79-74	5	
02:21		79-76	3	2 SHORT J 2pt FG in the paint, layup made (16)
01:53	0 AMEY JR. M 3pt FG , jump shot missed			
01:49				13 VINCENT J defensive rebound (4)
01:48	1 ANDERSON G steal (3)			13 VINCENT J turnover lost ball (1)
01:43	1 ANDERSON G 2pt FG fast break from turnover in the paint, dunk, made (8)	81-76	5	
01:34				1 JOHNSON J 2pt FG in the paint, layup missed
01:31				23 GLISSON III J offensive rebound (6)
01:29	5 GORENER T steal (1)			13 VINCENT J turnover lost ball (2)
01:07	23 SEIXAS D 2pt FG from turnover in the paint, dunk, made (10)	83-76	7	
01:07	13 CARDENAS A assist (10)			
01:00				Timeout 30 Sec
01:00				13 VINCENT J substitution out
01:00				23 GLISSON III J substitution out
01:00				5 JACKSON T substitution in
01:00				15 HART C substitution in
00:51		83-78	5	5 JACKSON T 2pt FG in the paint, layup made (9)
00:51				1 JOHNSON J assist (6)
00:45	5 GORENER T foul drawn (2)			20 WILSON-ROUSE K foul personal (2 - 9)
00:45	5 GORENER T 1&1 free throw 1 made (7)	84-78	6	
00:45	5 GORENER T 1&1 free throw 2 made (8)	85-78	7	
00:33				20 WILSON-ROUSE K 3pt FG , jump shot missed
00:28				2 SHORT J offensive rebound (8)
00:29		85-80	5	2 SHORT J 2pt FG second chance in the paint, layup made (18)
00:29				Timeout 60 Sec
00:29				5 JACKSON T substitution out
00:29				4 HENRY O substitution in
00:21	1 ANDERSON G turnover lost ball (1)			
00:17	1 ANDERSON G foul shooting (1 - 6)			1 JOHNSON J foul drawn (2)
00:17		85-81	4	1 JOHNSON J free throw fast break 1 - 3 made (23)
00:17				1 JOHNSON J free throw fast break 2 - 3 missed
00:17				offensive dead ball rebound (1)
00:17				2 SHORT J substitution out
00:17				0 JONES M substitution in
00:17		85-82	3	1 JOHNSON J free throw fast break 3 - 3 made (24)
00:07	23 SEIXAS D foul drawn (4)			20 WILSON-ROUSE K foul personal (3 - 10)
00:07	23 SEIXAS D free throw 1 - 2 missed			
00:07	offensive dead ball rebound (4)			
00:07				0 JONES M substitution out
00:07				4 HENRY O substitution out
00:07				2 SHORT J substitution in
00:07				23 GLISSON III J substitution in
00:07	23 SEIXAS D free throw 2 - 2 made (11)	86-82	4	
00:04				1 JOHNSON J 3pt FG , jump shot missed
00:02	0 AMEY JR. M defensive rebound (7)			
00:02	0 AMEY JR. M foul drawn (3)			2 SHORT J foul personal (5 - 11)
00:02				2 SHORT J substitution out



Official Basketball Play by Play - Second Half
New Orleans at San Jose St.
12/09/23 Provident Credit Union Event Center, San Jose, CA
2023-24 Men's Basketball

Game Time: 2:00 PM
Game Duration: 1:51
Attendance: 1,747

Officials: Michael Scyphers, Shawn Lehigh, Matt Ditty

Game Time	SJSU	Score	Diff	UNO
00:02				0 JONES M substitution in
00:02	0 AMEY JR. M free throw fast break 1 - 2 missed			
00:02	offensive dead ball rebound (5)			
00:02	0 AMEY JR. M free throw fast break 2 - 2 made (29)	87-82	5	
END OF GAME				
SJSU 87-82 UNO				



Officials: Michael Scyphers, Shawn Lehigh, Matt Ditty

New Orleans - 38

NO.	Name	F	Min	FG			Rebounds			Fouls		TP	AS	TO	ST	Blocks		+/-
				M-A	M-A	M-A	OR	DR	TOT	PF	FD					BS	BA	
3	D'Ante Bell	F	03:44	2-5	0-0	0-0	3	0	3	1	1	4	0	0	0	0	0	3
5	Tyson Jackson	F	07:14	2-3	0-0	1-1	1	1	2	1	1	5	0	0	0	1	0	-3
1	Jordan Johnson	G	20:00	3-13	1-6	2-3	0	2	2	1	1	9	2	2	0	0	0	-9
15	Carlos Hart	G	07:56	1-1	0-0	0-0	0	2	2	0	0	2	1	3	2	1	0	2
20	Khaleb Wilson-Rouse	G	16:48	1-4	0-2	0-0	0	0	0	3	0	2	0	2	0	0	0	-6
2	Jah Short		16:04	4-4	0-0	3-4	3	1	4	4	2	11	1	0	1	0	0	-12
13	Jamond Vincent		15:16	2-5	0-0	1-1	0	1	1	0	1	5	1	2	1	0	1	-14
23	James Glisson III		12:25	0-1	0-0	0-0	2	1	3	1	0	0	0	0	0	0	0	-8
4	Omarion Henry		00:22	0-0	0-0	0-0	0	0	0	0	0	0	0	0	0	0	0	2
0	Mason Jones		00:12	0-0	0-0	0-0	0	0	0	0	0	0	0	0	0	0	0	0
Team							3	2	5			0		1				
Totals				15-36	1-8	7-9	12	10	22	11	6	38	5	10	4	2	1	-9

Shooting By Period		
2 nd FG%	15-36	41.7%
3PT%	1-8	12.5%
FT%	7-9	77.8%
GM FG%	15-36	41.7%
3PT%	1-8	12.5%
FT%	7-9	77.8%

Dead Ball Rebounds: 1, 0

Technical Fouls: NONE

San Jose St. - 47

NO.	Name	F	Min	FG			Rebounds			Fouls		TP	AS	TO	ST	Blocks		+/-
				M-A	M-A	M-A	OR	DR	TOT	PF	FD					BS	BA	
5	Tibet Gorener	F	20:00	1-7	0-3	2-2	2	2	4	1	1	4	1	0	1	0	1	9
4	Adrame Diongue	C	06:20	1-2	0-0	0-0	0	1	1	2	1	2	2	1	0	1	0	2
0	Myron Amey Jr.	G	20:00	4-8	0-3	3-5	0	2	2	0	3	11	1	2	0	0	0	9
6	Latrell Davis	G	03:44	0-1	0-0	0-0	0	1	1	0	0	0	0	0	0	0	1	-2
13	Alvaro Cardenas	G	20:00	4-5	3-3	0-0	0	1	1	0	2	11	3	1	1	0	0	9
21	William Humer		04:41	0-0	0-0	0-0	1	0	1	1	0	0	1	1	0	0	0	-2
1	Garrett Anderson		16:16	4-4	0-0	0-0	1	1	2	1	0	8	0	1	3	0	0	11
23	Diogo Seixas		08:59	3-3	0-0	5-7	1	0	1	1	4	11	0	0	2	0	0	9
Team							0	2	2			0		0				
Totals				17-30	3-9	10-14	5	10	15	6	11	47	8	6	7	1	2	9

Shooting By Period		
2 nd FG%	17-30	56.7%
3PT%	3-9	33.3%
FT%	10-14	71.4%
GM FG%	17-30	56.7%
3PT%	3-9	33.3%
FT%	10-14	71.4%

Dead Ball Rebounds: 2, 0

Technical Fouls: NONE

	UNO	SJSU	Points from		Period by Period Scoring			
Biggest lead	9 (2 nd 13:17)	7 (2 nd 1:07)	UNO	SJSU	1st	2nd	TOT	
Best Scoring Run	5(2 nd 13:17)	6(2 nd 12:02)	9	16	UNO	44	38	82
Lead Changes	1		22	28	SJSU	40	47	87
Times Tied	2		11	4				
Time with Lead	14:15	04:37	2	9				
			16	19				



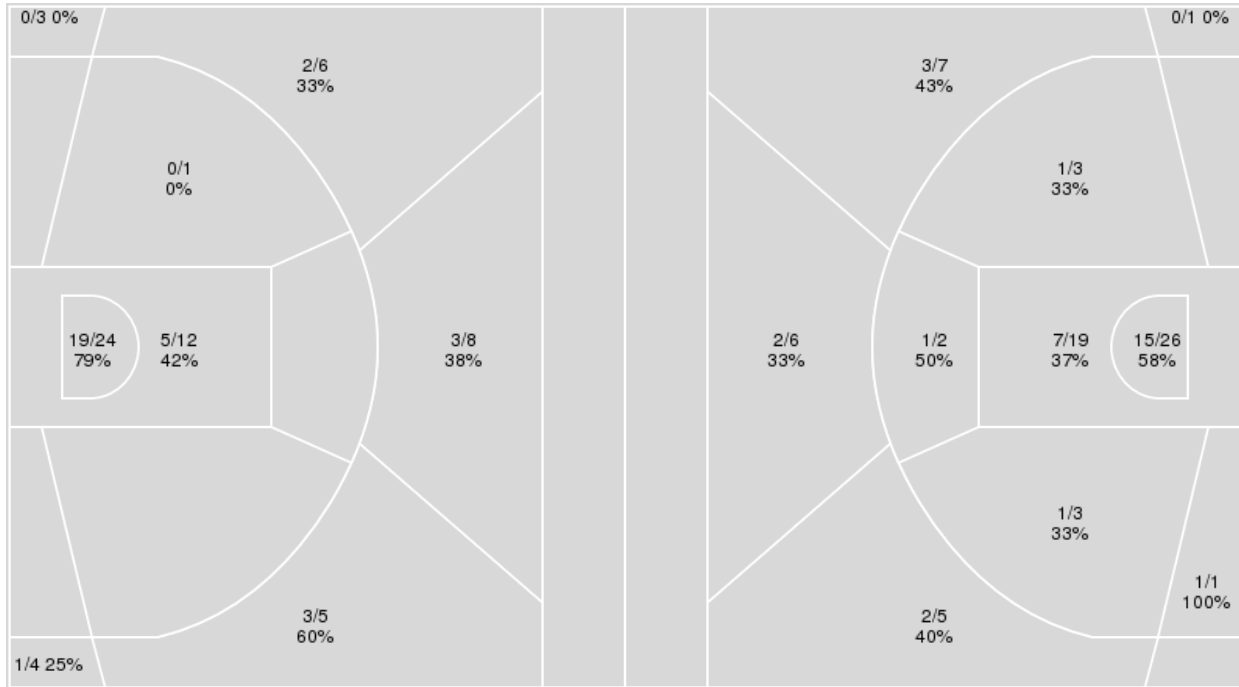
Officials: Michael Scyphers, Shawn Lehigh, Matt Ditty

{ Players => 0, 1, 2, 4, 5, 6, 7, 8, 13, 15, 20, 21, 22, 23, 24, 25; } FG
 Types => All; Results => All;

{ Players => 0, 1, 2, 3, 4, 5, 10, 11, 13, 15, 20, 22, 23, 24, 32, 33; } FG
 Types => All; Results => All;

San Jose St.

New Orleans



San Jose St.	M/A	%
Field Goals	33/63	52
2 Points	24/37	65
3 Points	9/26	35
Free Throws	12/25	48

New Orleans	M/A	%
Field Goals	33/73	45
2 Points	26/54	48
3 Points	7/19	37
Free Throws	9/14	64



Officials: Michael Scyphers, Shawn Lehigh, Matt Ditty

New Orleans

No	Name	Mins		Score		Points Diff		Points per Min		Assists		Rebounds		Steals		Turnovers	
		On	Off	On	Off	On	Off	On	Off	On	Off	On	Off	On	Off	On	Off
0	Mason Jones	08:58	31:02	25 - 12	57 - 75	13	-18	2.79	1.84	3	9	14	33	1	4	1	12
1	Jordan Johnson	36:54	03:06	73 - 85	9 - 2	-12	7	1.98	2.90	11	1	40	7	5	0	12	1
2	Jah Short	17:29	22:31	32 - 44	50 - 43	-12	7	1.83	2.22	5	7	17	30	3	2	10	3
3	D'Ante Bell	14:33	25:27	29 - 27	53 - 60	2	-7	1.99	2.08	4	8	19	28	2	3	1	12
4	Omarion Henry	07:04	32:56	18 - 15	64 - 72	3	-8	2.55	1.94	3	9	10	37	0	5	2	11
5	Tyson Jackson	13:44	26:16	28 - 38	54 - 49	-10	5	2.04	2.06	5	7	9	38	1	4	5	8
13	Jamond Vincent	32:03	07:57	61 - 68	21 - 19	-7	2	1.90	2.64	9	3	37	10	3	2	13	0
15	Carlos Hart	19:26	20:34	41 - 45	41 - 42	-4	-1	2.11	1.99	6	6	24	23	3	2	6	7
20	Khaleb Wilson-Rouse	33:57	06:03	70 - 76	12 - 11	-6	1	2.06	1.98	11	1	38	9	3	2	9	4
23	James Glisson III	19:29	20:32	40 - 38	42 - 49	2	-7	2.05	2.05	5	7	30	17	4	1	7	6

San Jose St.

No	Name	Mins		Score		Points Diff		Points per Min		Assists		Rebounds		Steals		Turnovers	
		On	Off	On	Off	On	Off	On	Off	On	Off	On	Off	On	Off	On	Off
0	Myron Amey Jr.	36:54	03:06	85 - 73	2 - 9	12	-7	2.30	0.65	20	1	34	1	9	0	8	0
1	Garrett Anderson	20:30	19:30	46 - 41	41 - 41	5	0	2.24	2.10	9	12	15	20	7	2	5	3
2	Rickey Mitchell Jr.	08:46	31:14	11 - 24	76 - 58	-13	18	1.25	2.43	3	18	7	28	0	9	2	6
4	Adrame Diongue	14:15	25:45	35 - 21	52 - 61	14	-9	2.46	2.02	11	10	14	21	4	5	3	5
5	Tibet Gorener	36:54	03:06	85 - 73	2 - 9	12	-7	2.30	0.65	20	1	34	1	9	0	8	0
6	Latrell Davis	16:56	23:04	34 - 35	53 - 47	-1	6	2.01	2.30	11	10	15	20	2	7	1	7
13	Alvaro Cardenas	40:00	00:00	87 - 82	0 - 0	5	0	2.17	0.00	21	0	35	0	9	0	8	0
21	William Humer	12:24	27:36	20 - 30	67 - 52	-10	15	1.61	2.43	5	16	12	23	1	8	3	5
23	Diogo Seixas	13:21	26:39	32 - 31	55 - 51	1	4	2.40	2.06	5	16	9	26	4	5	2	6

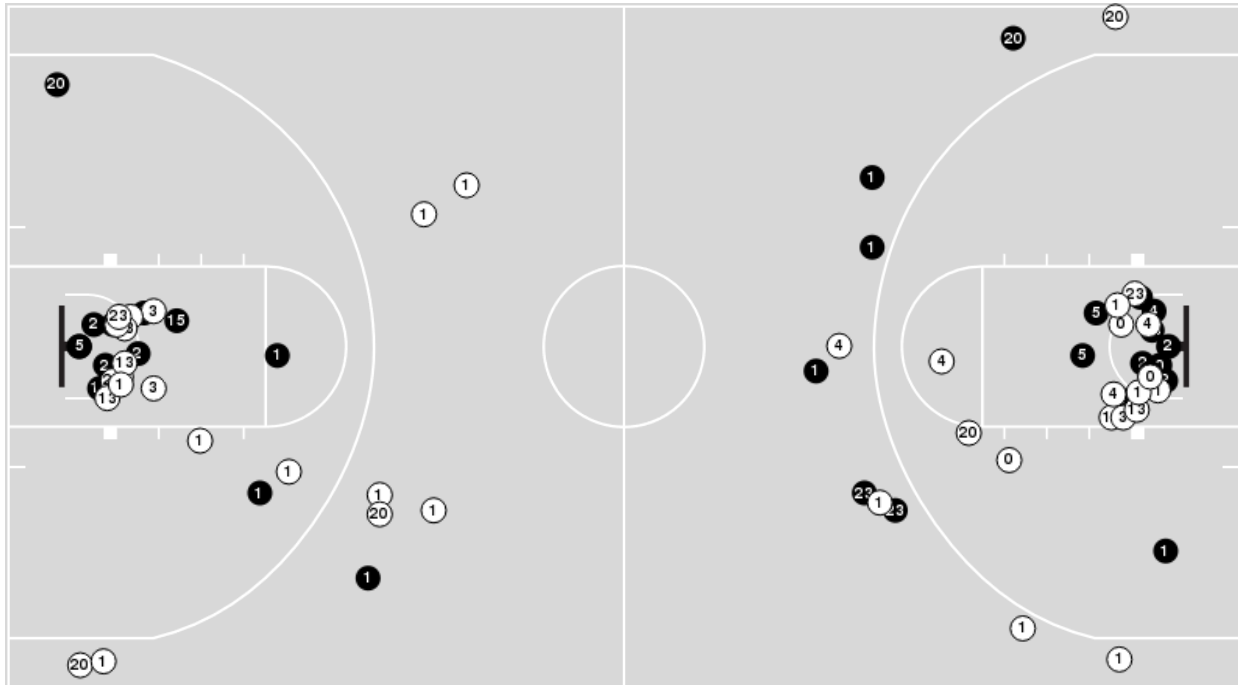


Officials: Michael Scyphers, Shawn Lehigh, Matt Ditty

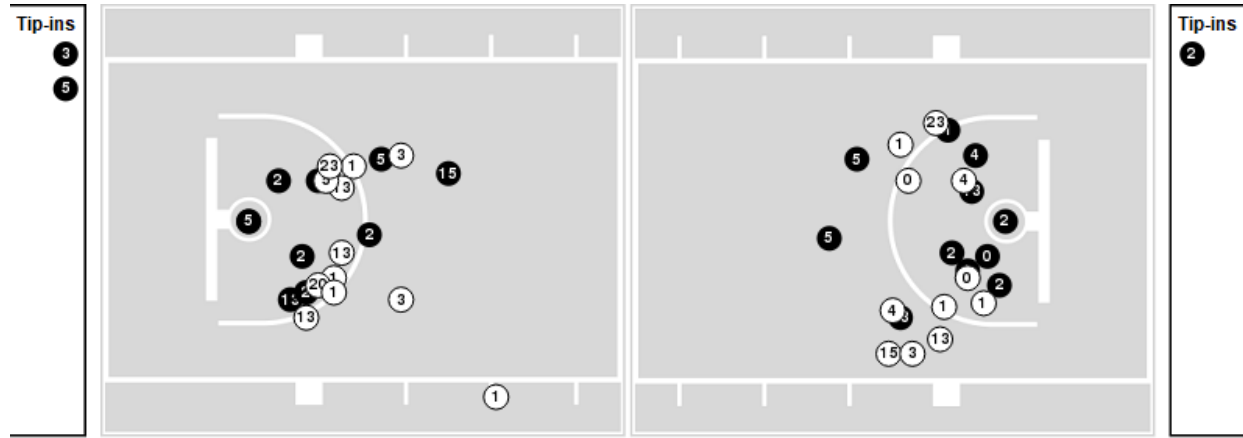
Players => 0, 1, 2, 3, 4, 5, 10, 11, 13, 15, 20, 22, 23, 24, 32, 33 FG Types=> All Results=> All

New Orleans

All Field Goals



Blow Up Chart



● Made ○ Missed N - Player Number

New Orleans	M/A	%
Field Goals	33/73	45
2 Points	26/54	48
3 Points	7/19	37
Free Throws	9/14	64

New Orleans	M/A	%
Points in the Paint	44 (22 / 45)	49
Fast Break Points	4 (3/4)	75
Second Chance Points	21 (12/16)	75
Effective FG%	50	

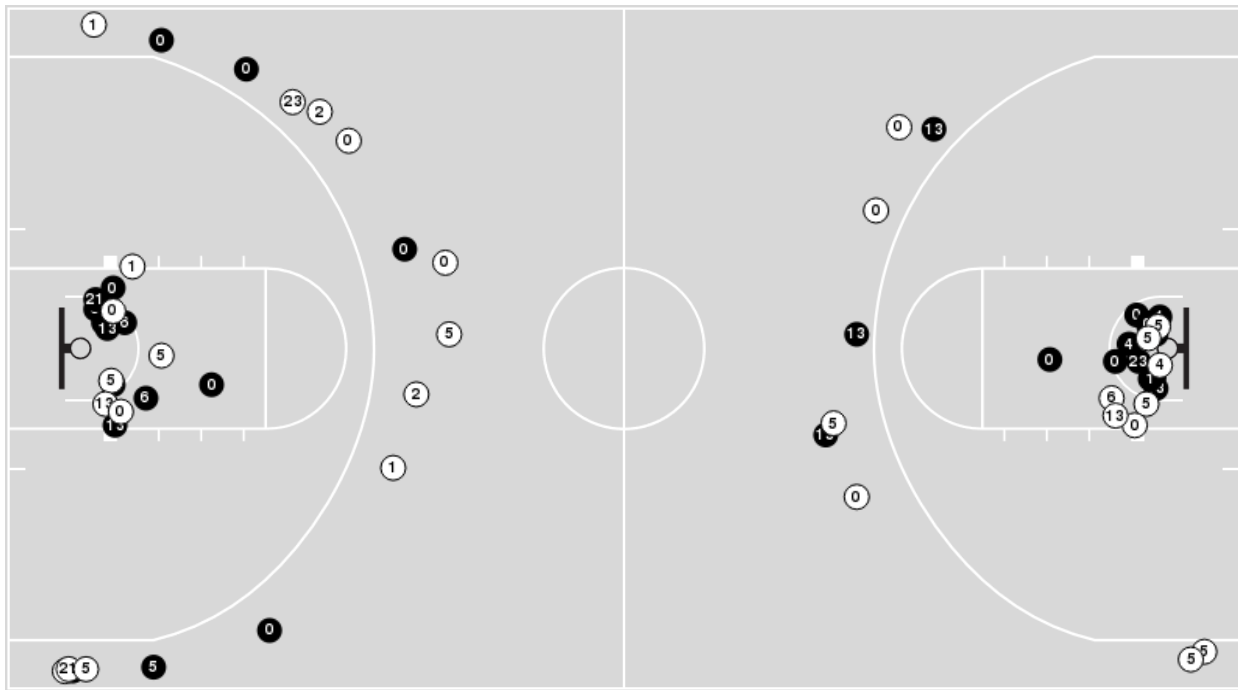


Officials: Michael Scyphers, Shawn Lehigh, Matt Ditty

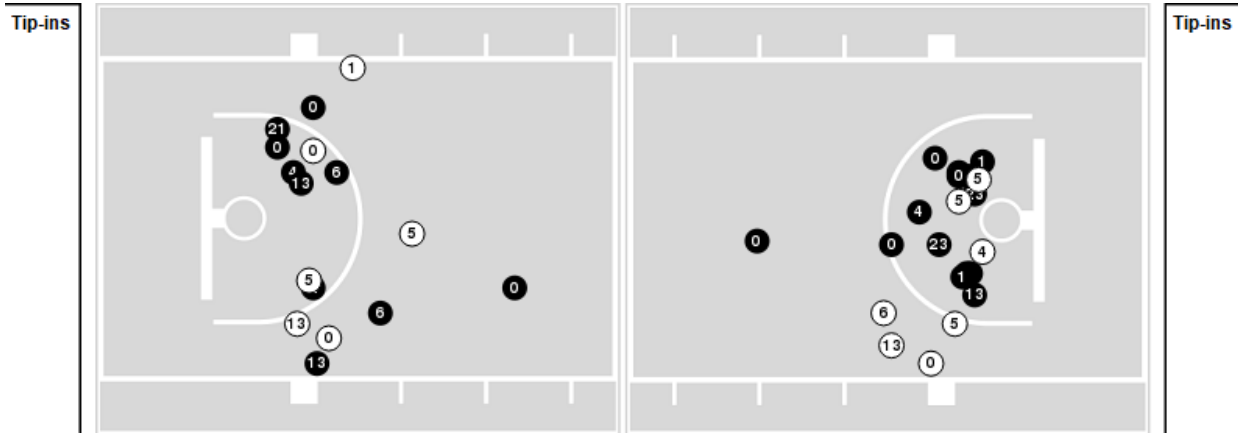
Players => 0, 1, 2, 4, 5, 6, 7, 8, 13, 15, 20, 21, 22, 23, 24, 25FG Types=>AllResults=>All

San Jose St.

All Field Goals



Blow Up Chart



● Made ○ Missed N - Player Number

San Jose St.	M/A	%
Field Goals	33/63	52
2 Points	24/37	65
3 Points	9/26	35
Free Throws	12/25	48

San Jose St.	M/A	%
Points in the Paint	48 (24 / 36)	67
Fast Break Points	14 (9/12)	75
Second Chance Points	6 (3/9)	33
Effective FG%	60	



Officials: Michael Scyphers, Shawn Lehigh, Matt Ditty

New Orleans

Lineup	Quarter On	Time On	Quarter Off	Time Off	Time on Court	Score	Score Diff	Reb	Stl	Tov	Ass	PPP
1- Johnson J/ 3- Bell D/ 5- Jackson T/ 15- Hart C/ 20- Wilson-Rouse K/	1	20:00	1	18:28	01:32	0-6	-6	0	0	0	0	0.0000
1- Johnson J/ 3- Bell D/ 13- Vincent J/ 15- Hart C/ 20- Wilson-Rouse K/	1	18:28	1	15:51	02:37	5-5	0	3	0	1	1	0.9191
0- Jones M/ 1- Johnson J/ 3- Bell D/ 13- Vincent J/ 20- Wilson-Rouse K/	1	15:51	1	13:02	02:49	6-4	2	3	0	0	1	1.2295
0- Jones M/ 1- Johnson J/ 3- Bell D/ 13- Vincent J/ 23- Glisson III J/	1	13:02	1	11:52	01:10	2-1	1	2	0	0	0	2.0000
0- Jones M/ 1- Johnson J/ 3- Bell D/ 15- Hart C/ 23- Glisson III J/	1	11:52	1	10:11	01:41	7-4	3	2	1	0	1	1.4000
0- Jones M/ 4- Henry O/ 13- Vincent J/ 20- Wilson-Rouse K/ 23- Glisson III J/	1	10:11	1	07:05	03:06	9-2	7	7	0	1	1	1.5000
1- Johnson J/ 4- Henry O/ 5- Jackson T/ 15- Hart C/ 20- Wilson-Rouse K/	1	07:05	1	03:29	04:19	7-13	-6	3	0	1	2	1.0000
1- Johnson J/ 5- Jackson T/ 13- Vincent J/ 15- Hart C/ 20- Wilson-Rouse K/	1	03:29	1	02:07	01:22	5-0	5	1	0	0	0	2.5000
1- Johnson J/ 3- Bell D/ 13- Vincent J/ 15- Hart C/ 20- Wilson-Rouse K/	1	02:07	1	01:25	00:42	0-2	-2	2	0	0	0	0.0000
1- Johnson J/ 2- Short J/ 3- Bell D/ 13- Vincent J/ 20- Wilson-Rouse K/	1	01:25	1	01:07	00:18	1-0	1	0	0	0	0	1.1364
1- Johnson J/ 2- Short J/ 13- Vincent J/ 20- Wilson-Rouse K/ 23- Glisson III J/	1	01:07	2	20:00	01:07	2-3	-1	2	0	0	1	1.0000
1- Johnson J/ 3- Bell D/ 15- Hart C/ 20- Wilson-Rouse K/ 23- Glisson III J/	2	20:00	2	16:16	03:44	8-5	3	7	1	0	1	1.3333
1- Johnson J/ 2- Short J/ 5- Jackson T/ 13- Vincent J/ 20- Wilson-Rouse K/	2	16:16	2	12:05	04:11	7-9	-2	2	0	3	2	0.8294
1- Johnson J/ 2- Short J/ 13- Vincent J/ 20- Wilson-Rouse K/ 23- Glisson III J/	2	12:05	2	10:50	01:15	2-2	0	2	1	0	0	1.0000
1- Johnson J/ 2- Short J/ 13- Vincent J/ 15- Hart C/ 23- Glisson III J/	2	10:50	2	07:38	03:12	3-6	-3	5	1	4	0	0.5208
1- Johnson J/ 2- Short J/ 5- Jackson T/ 13- Vincent J/ 20- Wilson-Rouse K/	2	07:38	2	05:06	02:32	5-8	-3	2	1	1	0	0.9191
1- Johnson J/ 2- Short J/ 13- Vincent J/ 20- Wilson-Rouse K/ 23- Glisson III J/	2	05:06	2	01:00	04:06	7-13	-6	3	0	2	1	1.1667
1- Johnson J/ 2- Short J/ 5- Jackson T/ 15- Hart C/ 20- Wilson-Rouse K/	2	01:00	2	00:29	00:30	4-2	2	1	0	0	1	2.0000
1- Johnson J/ 2- Short J/ 4- Henry O/ 15- Hart C/ 20- Wilson-Rouse K/	2	00:29	2	00:17	00:11	1-0	1	0	0	0	0	1.1364
0- Jones M/ 1- Johnson J/ 4- Henry O/ 15- Hart C/ 20- Wilson-Rouse K/	2	00:17	2	00:07	00:10	1-0	1	0	0	0	0	2.2727
1- Johnson J/ 2- Short J/ 15- Hart C/ 20- Wilson-Rouse K/ 23- Glisson III J/	2	00:07	2	00:02	00:05	0-1	-1	0	0	0	0	0.0000
0- Jones M/ 1- Johnson J/ 15- Hart C/ 20- Wilson-Rouse K/ 23- Glisson III J/	2	00:02	2	00:00	00:02	0-1	-1	0	0	0	0	0.0000



Official Basketball Rotations Summary - Final
New Orleans at San Jose St.
 12/09/23 Provident Credit Union Event Center, San Jose, CA
 2023-24 Men's Basketball

Game Time: 2:00 PM
Game Duration: 1:51
Attendance: 1,747

Officials: Michael Scyphers, Shawn Lehigh, Matt Ditty

San Jose St.

Lineup	Quarter On	Time On	Quarter Off	Time Off	Time on Court	Score	Score Diff	Reb	Stl	Tov	Ass	PPP
0- Amey Jr. M/ 4- Diongue A/ 5- Gorener T/ 6- Davis L/ 13- Cardenas A/	1	20:00	1	15:51	04:09	11-5	6	6	1	0	4	1.6272
0- Amey Jr. M/ 2- Mitchell Jr. R/ 4- Diongue A/ 5- Gorener T/ 13- Cardenas A/	1	15:51	1	14:25	01:26	2-3	-1	1	0	0	0	0.6944
0- Amey Jr. M/ 2- Mitchell Jr. R/ 5- Gorener T/ 13- Cardenas A/ 21- Humer W/	1	14:25	1	10:11	04:14	7-12	-5	5	0	2	2	0.7883
1- Anderson G/ 2- Mitchell Jr. R/ 6- Davis L/ 13- Cardenas A/ 23- Seixas D/	1	10:11	1	07:05	03:06	2-9	-7	1	0	0	1	0.4000
0- Amey Jr. M/ 5- Gorener T/ 6- Davis L/ 13- Cardenas A/ 23- Seixas D/	1	07:05	1	05:49	01:16	2-3	-1	1	0	0	1	0.6667
0- Amey Jr. M/ 4- Diongue A/ 5- Gorener T/ 6- Davis L/ 13- Cardenas A/	1	05:49	1	03:29	02:20	11-4	7	2	1	0	3	2.2000
0- Amey Jr. M/ 5- Gorener T/ 6- Davis L/ 13- Cardenas A/ 21- Humer W/	1	03:29	1	01:08	02:21	2-6	-4	2	0	0	1	0.6944
0- Amey Jr. M/ 1- Anderson G/ 5- Gorener T/ 13- Cardenas A/ 21- Humer W/	1	01:08	2	20:00	01:08	3-2	1	2	0	0	1	1.2295
0- Amey Jr. M/ 4- Diongue A/ 5- Gorener T/ 6- Davis L/ 13- Cardenas A/	2	20:00	2	17:58	02:02	2-4	-2	1	0	1	1	0.6667
0- Amey Jr. M/ 5- Gorener T/ 6- Davis L/ 13- Cardenas A/ 21- Humer W/	2	17:58	2	16:16	01:42	4-4	0	2	0	0	0	1.2048
0- Amey Jr. M/ 1- Anderson G/ 5- Gorener T/ 13- Cardenas A/ 21- Humer W/	2	16:16	2	13:17	02:59	4-6	-2	1	1	1	1	0.8000
0- Amey Jr. M/ 1- Anderson G/ 4- Diongue A/ 5- Gorener T/ 13- Cardenas A/	2	13:17	2	08:59	04:18	9-5	4	4	2	2	3	1.1250
0- Amey Jr. M/ 1- Anderson G/ 5- Gorener T/ 13- Cardenas A/ 23- Seixas D/	2	08:59	2	00:00	08:59	28-19	9	7	4	2	3	1.5695



Officials: Michael Scyphers, Shawn Lehigh, Matt Ditty

New Orleans

Lineup	Time	Score	Score Diff	Pts/Min	Reb	Stl	Tov	Ass	PPP
1- Johnson J/ 2- Short J/ 5- Jackson T/ 13- Vincent J/ 20- Wilson-Rouse K/	06:43	12-17	-5	1.7866	4	1	4	2	0.8646
1- Johnson J/ 2- Short J/ 13- Vincent J/ 20- Wilson-Rouse K/ 23- Glisson III J/	06:28	11-18	-7	1.7010	7	1	2	2	1.1000
1- Johnson J/ 4- Henry O/ 5- Jackson T/ 15- Hart C/ 20- Wilson-Rouse K/	04:19	7-13	-6	1.6204	3	0	1	2	1.0000
1- Johnson J/ 3- Bell D/ 15- Hart C/ 20- Wilson-Rouse K/ 23- Glisson III J/	03:44	8-5	3	2.1429	7	1	0	1	1.3333
1- Johnson J/ 3- Bell D/ 13- Vincent J/ 15- Hart C/ 20- Wilson-Rouse K/	03:19	5-7	-2	1.5075	5	0	1	1	0.7764
1- Johnson J/ 2- Short J/ 13- Vincent J/ 15- Hart C/ 23- Glisson III J/	03:12	3-6	-3	0.9375	5	1	4	0	0.5208
0- Jones M/ 4- Henry O/ 13- Vincent J/ 20- Wilson-Rouse K/ 23- Glisson III J/	03:06	9-2	7	2.9032	7	0	1	1	1.5000
0- Jones M/ 1- Johnson J/ 3- Bell D/ 13- Vincent J/ 20- Wilson-Rouse K/	02:49	6-4	2	2.1302	3	0	0	1	1.2295
0- Jones M/ 1- Johnson J/ 3- Bell D/ 15- Hart C/ 23- Glisson III J/	01:41	7-4	3	4.1584	2	1	0	1	1.4000
1- Johnson J/ 3- Bell D/ 5- Jackson T/ 15- Hart C/ 20- Wilson-Rouse K/	01:32	0-6	-6	0.0000	0	0	0	0	0.0000
1- Johnson J/ 5- Jackson T/ 13- Vincent J/ 15- Hart C/ 20- Wilson-Rouse K/	01:22	5-0	5	3.6585	1	0	0	0	2.5000
0- Jones M/ 1- Johnson J/ 3- Bell D/ 13- Vincent J/ 23- Glisson III J/	01:10	2-1	1	1.7143	2	0	0	0	2.0000
1- Johnson J/ 2- Short J/ 5- Jackson T/ 15- Hart C/ 20- Wilson-Rouse K/	00:30	4-2	2	7.8176	1	0	0	1	2.0000
1- Johnson J/ 2- Short J/ 3- Bell D/ 13- Vincent J/ 20- Wilson-Rouse K/	00:18	1-0	1	3.3333	0	0	0	0	1.1364
1- Johnson J/ 2- Short J/ 4- Henry O/ 15- Hart C/ 20- Wilson-Rouse K/	00:11	1-0	1	5.0847	0	0	0	0	1.1364
0- Jones M/ 1- Johnson J/ 4- Henry O/ 15- Hart C/ 20- Wilson-Rouse K/	00:10	1-0	1	6.0000	0	0	0	0	2.2727
1- Johnson J/ 2- Short J/ 15- Hart C/ 20- Wilson-Rouse K/ 23- Glisson III J/	00:05	0-1	-1	0.0000	0	0	0	0	0.0000
0- Jones M/ 1- Johnson J/ 15- Hart C/ 20- Wilson-Rouse K/ 23- Glisson III J/	00:02	0-1	-1	0.0000	0	0	0	0	0.0000



Official Basketball Line Up Analysis - Final
New Orleans at San Jose St.
 12/09/23 Provident Credit Union Event Center, San Jose, CA
 2023-24 Men's Basketball

Game Time: 2:00 PM
Game Duration: 1:51
Attendance: 1,747

Officials: Michael Scyphers, Shawn Lehigh, Matt Ditty

San Jose St.

Lineup	Time	Score	Score Diff	Pts/Min	Reb	Stl	Tov	Ass	PPP
0- Amey Jr. M/ 1- Anderson G/ 5- Gorener T/ 13- Cardenas A/ 23- Seixas D/	08:59	28-19	9	3.1169	7	4	2	3	1.5695
0- Amey Jr. M/ 4- Diongue A/ 5- Gorener T/ 6- Davis L/ 13- Cardenas A/	08:31	24-13	11	2.8180	9	2	1	8	1.6260
0- Amey Jr. M/ 1- Anderson G/ 4- Diongue A/ 5- Gorener T/ 13- Cardenas A/	04:18	9-5	4	2.0930	4	2	2	3	1.1250
0- Amey Jr. M/ 2- Mitchell Jr. R/ 5- Gorener T/ 13- Cardenas A/ 21- Humer W/	04:14	7-12	-5	1.6535	5	0	2	2	0.7883
0- Amey Jr. M/ 1- Anderson G/ 5- Gorener T/ 13- Cardenas A/ 21- Humer W/	04:07	7-8	-1	1.7004	3	1	1	2	0.9409
0- Amey Jr. M/ 5- Gorener T/ 6- Davis L/ 13- Cardenas A/ 21- Humer W/	04:03	6-10	-4	1.4815	4	0	0	1	0.9677
1- Anderson G/ 2- Mitchell Jr. R/ 6- Davis L/ 13- Cardenas A/ 23- Seixas D/	03:06	2-9	-7	0.6452	1	0	0	1	0.4000
0- Amey Jr. M/ 2- Mitchell Jr. R/ 4- Diongue A/ 5- Gorener T/ 13- Cardenas A/	01:26	2-3	-1	1.3953	1	0	0	0	0.6944
0- Amey Jr. M/ 5- Gorener T/ 6- Davis L/ 13- Cardenas A/ 23- Seixas D/	01:16	2-3	-1	1.5789	1	0	0	1	0.6667