

SJSU FOOTBALL

GAMEDAY INFORMATION

TV 
TALENT John Schriffen, Orlando Franklin, Marilyn Payne
RADIO 
TALENT Kevin Winter, Trevor Matich
RADIO 
TALENT Kevin Richardson, David Fales
LIVE STATS SJSUstats.com
BE SOCIAL @SanJoseStateFB

MEDIA SCHEDULE

Monday: Travel to Hawai'i
 Tuesday: Bowl Press Conference 8:30 a.m. (HT) at Royal Hawaiian Hotel - Practice 10:15 a.m. (HT) at Saint Louis School (Media afterwards)
 Wednesday: Practice 10:15 a.m. (HT) at Saint Louis School (Media afterwards)
 Thursday: Practice 10:15 a.m. (HT) at Saint Louis School (Media afterwards)
 Friday: No Media

ALL practices are open to media and media availability will be following practice. ALL players and coaches are available upon request.

FOOTBALL CONTACT

Associate AD for Com. & Broadcasting.....*Sky Kerstein (W. Mich., NU)*
 Cell 703-597-4950
 E-mail sky.kerstein@sjsu.edu



GENERAL INFORMATION

San José State University Founded in 1857
 Location..... San Jose, Calif.
 Enrollment 32,157
 Nickname Spartans
 Colors Gold, White and Blue
 Conference..... Mountain West (MW)
 Stadium CEFCU Stadium (19,000)
 President Dr. Cynthia Teniente-Matson (UAF, UAA, FS)
 Director of Athletics..... Jeff Konya (Princeton, Iowa)
 FB Sport Admin Scott MacDonald (St. Andrews, Oakland)
 Dir. of Football Ops..... Tanner Schultheis (Ohio)

FOOTBALL HISTORY

First Year / Record..... 1898 / 513-531-38 (.492)
 Bowl Record..... 7-5 (.583)
 Conference Titles (last)..... 17 (Mountain West, '20)

2023 SCHEDULE

Date	Opponent	Time/Result/TV (PT)
8/26	at No. 6 USC	L, 56-28 
9/3	No. 18 OREGON ST.	L, 42-17 
9/9	CAL POLY	W, 59-3 
9/16	at Toledo	L, 21-17 
9/22	AIR FORCE*	L, 45-20 
10/7	at Boise State*	L, 35-27 
10/14	at New Mexico*	W, 52-24 
10/21	UTAH STATE*	W, 42-21 
10/28	at Hawai'i*	W, 35-0 
11/11	No. 25 FRESNO STATE* W, 42-18 	
11/18	SAN DIEGO STATE* .W, 24-13 	
11/25	at UNLV*	W, 37-31 
12/23	Coastal Carolina^ 7:30 p.m. (PT)	

Pacific Time listed for all games

* - Mountain West game

^ - EasyPost Hawai'i Bowl

GAME 13 

SAN JOSÉ STATE (7-5, 6-2 MW) vs. COASTAL CAROLINA (7-5, 5-3 SUN BELT)

Dec. 23, 2023 // 7:30 p.m. (PT) // ESPN // Honolulu, Hawai'i (Clarence T.C. Ching Complex)



OPENING DRIVE

• The co-regular season Mountain West Champions head to their third bowl game in four years for the first time in SJSU history and it's the first time since 1986-87 the Spartans have been to back-to-back bowl games as they look for their seventh consecutive win for the first time since 2020.

• This will be the first time the Spartans have been in Hawai'i in December since 1941 when SJSU was in Honolulu on December 7 when Pearl Harbor was attacked preparing for December 13 and December 16 games against Willamette College and Hawai'i.

• It is the first time in SJSU history they have become bowl eligible after starting a season 1-5.

• The Spartans worst loss this season was at 7-5 USC (.583).

• With the Spartans going to a bowl game, Head Coach **Brent Brennan** is the first head coach in SJSU history to lead the Spartans to three bowl games. **Brennan** has led the Spartans to back-to-back **over .500** seasons for the first time since 1991-92 and the 14-10 record the last two seasons is the best two-year span for the Spartans since going 17-8 in 2012-13.

• It's also the first time the Spartans have had seven or more wins in back-to-back seasons since 1987 and in three of four seasons since 1982.

• Since 2020, the Spartans have gone 26-18 (20-10 in conference) and are looking for their first eight win season since 2012. This is also the best four year span for the Spartans since winning 26 games from 2012-15.

• When the Spartans beat No. 25 Fresno State (11/11), it was the first Spartan win over a nationally-ranked opponent since November 29, 2013 when they defeated No. 16 Fresno State 62-52 and the win was the largest margin of victory over Fresno State since 1990 when the Spartans defeated the Bulldogs 42-7.

• Against Hawai'i (10/28), it was the first shutout win for the Spartans since Aug. 29, 2013 when they defeated Sacramento State 24-0 in their season opener. It was also the first FBS shutout and road shutout since the Spartans defeated Navy 12-0 on Sept. 29, 2012 and this was the first time Hawai'i had been shut out since 2017 and the first time they've been shut out at home since 1998.

• The Spartans have outscored their opponents 232-107 over the six game win streak including 125-46 in the second half.

• The Spartans have lost only eight turnovers this season which is good for seventh in the nation and tops in the Mountain West. Their +13 turnover margin is good for third in the country and first in the MW.

• The Spartans have two or more takeaways in seven games this season and have at least one takeaway in seven straight games. Only twice this season the Spartans have been on the wrong end of the turnover margin in their games. Their 21 takeaways rank 20th nationally and third in the Mountain West.

• The Spartans special teams have two blocked punts including one for a touchdown, have a punt return touchdown and have recovered three onside kicks this season, plus have three fumble recoveries on kickoffs this season. According to ESPN, the Spartans have the number two special teams unit in the country at 70.9 efficiency.

• The first five FBS teams the Spartans played this season prior to bowl games finished a combined 42-20 (USC 7-5, OSU 8-4, Toledo 11-2, Air Force 8-4, Boise State 8-5).

SPARTANS	MATCHUP	CHANTICLEERS
Brent Brennan (7th/7th) COACH		Tim Beck (1st/1st)
34-47 (.420)	RECORD AT SCHOOL	7-5 (.583)
34-47 (.420)	OVERALL RECORD	7-5 (.583)
0-0 (.000)	VS. OPPONENT	0-0 (.000)

INSIDE THE SERIES

OVERALL: - 0-0-0
STREAK: -
IN CONWAY: - 0-0
IN SAN JOSE: - 0-0-0
NEUTRAL: - 0-0
LAST 5 MEETINGS: - 0-0



• The Spartans also played a very competitive MW schedule by playing the teams who finished 1st, 3rd, 4th, 6th, 7th & 8th in the conference. The Spartans finished 2nd.

• SJSU had rushed for 200 plus yards in four straight games for the first time since 2000 prior to SDSU (11/18) and have run for 200 or more games six times this season which is the most since 2000 as well. The Spartans are 13-0 when rushing over 200 yards in a game under Brennan.

• The Spartans have run for 150 or more yards in every game during the win streak and eight times overall this season which is also the most since 2000.

• The Spartans have hit at least 100 yards rushing in 10 games this season which is the most since they also did it 10 times in 2017.

• It is the first time since 2006 where the Spartans have beaten Fresno State and San Diego State in the same season.

• SJSU ran for 313 yards against No. 25 Fresno St. (11/11) which was the most against an FBS opponent since Oct. 24, 2015 when they rushed for 317 yards against New Mexico.

• The Spartans rushed for 259 yards at UNM (10/14) and 251 yards against Utah State (10/21) and it's the first time since 2006 the Spartans had back-to-back 250 plus rushing yard games.

• Senior **Kairee Robinson** ran for a career-high 200 yards against No. 25 Fresno St. (11/11) plus added two touchdowns on the way to his second Mountain West Offensive Player of the Week award this season (10/16, 11/13).

• **Robinson** is averaging 7.13 yards per carry this season which is tops in the MW and fourth in the country. **Robinson** has a career 2,646 rushing yards which is fourth all-time in SJSU history and had a streak of four straight 100 plus yard games plus has six total this season.

• **Robinson** is third in the country and first in the Mountain West with 18 rushing touchdowns.

• **Robinson** has a rushing touchdown in every game he's played in this season (11, second longest streak in the country) and his 18 rushing touchdowns are an SJSU single-season record. **Robinson** also broke the SJSU record for most games with a rushing touchdown in a season with 11.

• **Robinson** has 36 career touchdowns (31 rushing, five receiving) which is tied with Deoncé Whitaker (1998-2001) (33 rushing, two receiving, one kick return) for the SJSU record.

MORE NEWS AND NOTES

- **Robinson** has 20 total touchdowns this season which is the SJSU single-season record.
- **Robinson** has 3,353 career yards from scrimmage which is good for third in SJSU history. Whitaker owns the SJSU record with 3,740 yards and **Robinson** has 31 career rushing touchdowns which is also behind Whitaker's 33 career rushing touchdowns.
- **Robinson** also has rushed for a touchdown in 21 career games which ties Whitaker.
- As of 11/13, **Robinson** ranked No. 1 for running backs with 100 carries with a 93.1 rushing grade according to Pro Football Focus (PFF).
- Senior **Chevan Cordeiro** has thrown 19 touchdowns this season and is fourth on the all-time Mountain West Conference list with 87 career touchdown passes. BYU's Max Hall owns the MW record after throwing for 94 touchdowns from 2007-09.
- **Cordeiro's** 19 touchdown passes are good for fifth in the Mountain West.
- **Cordeiro** is the all-time Mountain West leader for touchdowns responsible for with 112 and the all-time MW leader for most plays.
- **Cordeiro** has 13,537 career yards gained which is the most in Mountain West history.
- **Cordeiro** has 955 career completions which is good for second in Mountain West history and is behind Ryan Lindley for second who had 961 career completions.
- **Cordeiro** has only thrown four interceptions this season which is good for fifth in the nation and first in the Mountain West.
- **Cordeiro** went 117 passing attempts without throwing an interception this season. **Cordeiro** made 170 passing attempts last season before throwing his first pick.
- **Cordeiro** has thrown for 11,976 career yards which is good for third all-time in Mountain West history and is seventh in players currently playing. He is behind SDSU's Ryan Lindley for second place who threw for 12,690 yards.
- **Cordeiro** went to Saint Louis School which is approximately one mile from the Hawai'i Bowl.
- The Spartans have the 14th best pass defense in the nation and second best pass defense in the MW averaging just 181.7 yards per game.
- This season was the first time the Spartans

have ever hosted two ranked teams in the same season and the first since 2018 they have played three ranked teams in the same season.

- **Robinson** and **Quali Conley** (133 yards) each had 100 plus yards rushing against UNM (10/14) and it was the first time two SJSU running backs each had 100 yards rushing in a game since **Robinson** and Tyler Nevens completed the feat against Hawaii on December 5, 2020.
- Junior **Bryun Parham** had a career-high two fumble recoveries and a forced fumble, plus added 12 tackles at BSU (10/7). Parham is seventh in the MW with 94 tackles. He is also fourth in the MW and 17th in the country in fumbles recovered (2).
- Sophomore **Jay'Vion Cole** has 10 pass breakups this season. **Cole** has three interceptions this season to lead the Spartans which is good for fifth in the conference.
- According to PFF, **Cole** was sixth among the group of five surrendering just a 40.8 passer rating when targeted and his 86.2 grade led the MW.
- The Spartans had two players who played their 56th career game against Fresno State (11/11) in **Jaime Navarro** and **Tre Jenkins** which is a new SJSU games played record.
- The attendance for the Spartans' game against No. 18 Oregon State (9/3) was 20,337, the most since Nov. 30, 2013 against Fresno State. It is the 25th-highest attended game at San José State and was the first sellout since Aug. 23, 2003 against Grambling State.
- Redshirt freshman **Matthew Coleman** returned his first career punt for a 75-yard touchdown against Cal Poly (9/9). Coleman was named MW Freshman of the Week and it was the first punt return TD for the Spartans since Tre Jenkins took one back against Utah State on Nov. 10, 2018.
- **Nick Nash** had a career-high seven receptions against No. 18 Oregon State. He had career-highs with three touchdown receptions and 89 yards receiving against No. 6 USC (8/26). He is the second Spartan with three touchdown receptions in a game under Cordeiro at quarterback (Elijah Cooks, 11/19/22).
- **Nash** earned his first Mountain West Offensive Player of the Week honors following his three touchdown performance against No. 6 USC (8/26) and his second touchdown was the No. 2 play on SportsCenter.
- **Brennan** is the first head coach to lead the Spartans to three above .500 since Claude Gilbert

did it four times from 1984-89.

- **Brennan** is in his seventh season at SJSU and is tied for second all-time with Bob Bronzan (1950-56). Dudley S. DeGroot (1932-39) and Robert Titchenal (1957-64) both coached at SJSU for eight seasons.
- **Brennan** has 34 career wins at SJSU which is good for sixth all-time at SJSU and is one win behind Jack Elway for fifth all-time.
- According to 24/7 sports, the Spartans played the No. 2 high school quarterback in 2020 in DJ Uiagalelei (OSU), the No. 2 high school quarterback in 2021 Caleb Williams (USC) and the No. 3 high school quarterback in 2021 Sam Huard (Cal Poly).
- SJSU beat Cal Poly, 59-3 (9/9). The last Spartan 50-point win was on Sept. 3, 1988 when they took down New Mexico State 51-0. The 59 points were the most points scored for the Spartans since Sept. 9, 2016 when they scored 66 points against Portland State. The 56-point margin of victory is the largest in the modern era for the Spartans and was the most for the Spartans since 1949 when they beat the University of Mexico, 103-0. This was also the most points scored under **Brennan**.
- The Spartans were just 1-of-31 schools to make a football bowl game and an NCAA baseball regional in 2022-23.
- In 2022-23, it was the first time in school history that football and men's basketball qualified for NCAA postseason in the same academic year and the first time since 1986-87 both men's basketball and football finished over .500.
- The Spartans had 10 All-Mountain West Honors this season.
- This is the fourth straight year with double-digit All-Mountain West selections for the Spartans. This is also the second consecutive season with five either first or second team All-Mountain West selections.

CURRENT SPARTANS WHO EARNED ALL-MW HONORS

- **Chevan Cordeiro** - All-MW First Team
- **Kairee Robinson** - All-MW First Team
- **Tre Smith** - All-MW First Team
- **Nick Nash** - All-MW Second Team
- **Soane Toia** - All-MW Second Team
- **Tre Jenkins** - All-MW Honorable Mention
- **Anthony Pardue** - All-MW Honorable Mention
- **Bryun Parham** - All-MW Honorable Mention
- **Jay'Vion Cole** - All-MW Honorable Mention

NEW SPARTAN ATHLETICS CENTER



The Spartans opened the new Spartan Athletics Center on the east side of CEFCU Stadium prior to the 2023 season. The most transformative capital project in SJSU history approached 70 million dollars and made its television debut on CBS against Oregon State.

The two-story, 55,000-square foot building will be the new home for Spartan football and men's and women's soccer while providing amenities for all student-athletes on San José State's 22 athletics teams. It is critical to leveling the playing field in the areas of facilities and recruiting by providing access to first-class amenities including:

- Locker rooms, auditorium, dining facilities, player lounge
- Coaches offices, position meeting rooms, nutrition station
- Premium viewing and hospitality areas on game day



SJSU'S RECORD WHEN ...		SJSU BOWL HISTORY (7-5)	
home	4-2	<ul style="list-style-type: none"> • 2022: Famous Idaho Potato Bowl, Boise, Idaho, Eastern Michigan 41, SJSU 27 • 2020: Arizona Bowl, Tucson, Ariz., Ball State 34, San José State 13 (Played without 30+ players due to Covid protocols) • 2015: Cure Bowl, Orlando, Fla., San José State 27, Georgia State 16 • 2012: Military Bowl, Washington, D.C., San José State 29, Bowling Green 20 • 2006: New Mexico Bowl, Albuquerque, N.M., San José State 20, New Mexico 12 • 1990: California Raisin Bowl, Fresno, Calif., San José State 48, Central Michigan 24 • 1987: California Bowl, Fresno, Calif., Eastern Michigan 30, San José State 27 • 1986: California Bowl, Fresno, Calif., San José State 37, Miami (Ohio) 7 • 1981: California Bowl, Fresno, Calif., Toledo 27, San José State 25 • 1971: Pasadena Bowl, Pasadena, Calif., Memphis State 28, San José State 9 • 1949: Raisin Bowl, Fresno, Calif., San José State 20, Texas Tech 13 • 1947: Raisin Bowl, Fresno, Calif., San José State 20, Utah State 0 	
away	3-3		
neutral	0-0		
overtime	0-0		
games decided by 3 pts or less	0-0		
games decided by 4-10 pts	1-2		
games decided by 11-14 pts	1-0		
games decided by 14-17 pts	0-0		
games decided by 18+ pts	5-3		
vs. Top 25	1-2		
vs. Top 10	0-1		
vs. MW opponents	6-2		
vs. Power 5 opponents	0-2		
scoring first	5-3		
leading at the half	4-3		
tied at the half	2-0		
trailing at the half	1-2		
leading at start of 4th quarter	7-1		
tied at start of 4th quarter	0-0		
trailing at start of 4th quarter	0-4		
leading with 5 mins remaining	7-0		
tied with 5 mins remaining	0-0		
trailing with 5 mins remaining	0-5		
is successful on fourth down	4-1		
is successful with two point conversion	0-0		
has three or more field goals	1-0		
punts less than five times	6-3		
SJSU completes 60% or better passes	5-2		
SJSU completes less than 60% of passes	2-3		
SJSU completes passes better than opponent	5-1		
SJSU passes for 200 yards	5-4		
SJSU passes more yards than opponent	5-3		
SJSU runs for 100 yards	7-3		
SJSU runs less than 100 yards	0-2		
SJSU has less turnovers than opponent	7-2		
SJSU has more turnovers than opponent	0-2		
SJSU equals opponent in turnovers	0-1		
SJSU has no turnovers	4-1		
SJSU scores 17 pts or less	0-1		
SJSU scores 17 - 20 pts	0-2		
SJSU scores 21 - 23 pts	0-0		
SJSU scores 24 -26 pts	1-0		
SJSU scores 27 - 30 pts	0-2		
SJSU scores 31 - 34 pts	0-0		
SJSU scores 35 pts or more	6-0		
Opponent scores 17 pts or less	3-0		
Opponent scores 17-20 pts	1-0		
Opponent scores 21-23 pts	1-1		
Opponent scores 24-26 pts	1-0		
Opponent scores 27-30 pts	0-0		
Opponent scores 31-34 pts	1-0		
Opponent scores 35 pts or more	0-4		
On Friday	0-1		
On Saturday	7-3		
On Sunday	0-1		
In August	0-1		
In September	1-3		
In October	3-1		
In November	3-0		
On National TV (CBS, ESPN+, CBS Sports Network, FS1)	3-4		
On NBC Sports Bay Area/California	1-0		
On Mountain West Network	2-0		
Miscellaneous			
Current Streak	W6		
Home Streak	W3		
Road Streak	W3		
		PRONUNCIATIONS	
Jalen Apalit-Williams - Jay-lin Uh-Pahl-it Will-yums		Noah Lavulo - No-Ah LAH-vu-LO	
Dino Beslagic - Dee-no Bes-LAH-jick		Quincy Likio - Lik-ee-oh	
Jay'Vion Cole - Jay-Vee-On		Sebastian Macaluso - Seb-ash-ten Maac-uh-loo-so	
Quali Conley - KWAH-lee KON-lee		Akio Martinson - Ah-kee-oh Mar-tin-sun	
Imari Conley - EE-mar-ee		Malikhi Miller - MAL-ih-Ki	
Chevan Cordeiro - SHEH-ven COR-dehr-oh		Kaleb Peleki - Puh-leh-kee	
Walker Eget - EE-get		Davis Salom - Suh-lahm	
Gafa Faga - Nah-fuh Fahn-guh		Jairus Satale - Jie-ruhs Sah-tell-ee	
Elisha Guidry - Ee-lie-shuh Gid-ree		Marist Talavou - Mare-ist Taal-ih-voh	
Vaka Hansen - Vah-kuh		Uluakinofa Taliauli - Oo-loo-ah-kee-no-fo Tah-lee-ah-oo-lee	
Cooper Hoch - Hohk		Soane Toia - So-ahn-eh Toe-eh-ah	
Kamaehu Kopa-Kaawalaule - Kah-muh-ay-hoo Koh-pah-kuh-ah-vuh-lay-oh-lay			
Jay Kakiva - Kuh-kee-vuh		Tangata Tuitupou - ten-GAH-tuh too-EE	
Taniela Latu - Tan-yell-ah Lah-Too			



2023 - 2024 NFL SEASON


SPARTANS IN THE NFL



ELIJAH COOKS
JACKSONVILLE JAGUARS



KEITH SMITH
atlanta falcons



JUNIOR FEHOKO JR.
DALLAS COWBOYS



ANDRE CHACHERE
ARIZONA CARDINALS



DAVID QUESENBERRY
MINNESOTA VIKINGS



JOSH OLIVER
MINNESOTA VIKINGS



WES SCHWEITZER
NEW YORK JETS



NEHEMIAH SHELTON
NEW YORK JETS

MEDIA INFORMATION

Credential Requests

Credentials are issued for news and editorial coverage on a case-by-case basis to those filing game stories, accredited members from established media outlets, and personnel assigned by the sports information office. Requests should be directed to Sky Kerstein, sky.kerstein@sjsu.edu. The credential recipient agrees to all conditions set forth by the University relating to conduct and print, video, audio, digital and photographic game coverage.

Football Press Box

The CEFCU Stadium press box is located on the 7th Street side of the stadium and is an open-air facility. Carry a jacket with you. The press box remains open three hours after each contest.

Football Game Day Parking

Media parking passes for home football games are issued by the athletics media relations office.

Football Telephone Lines & Wireless Internet

Nine telephone lines and wireless internet are available for the working media in the press box area.

Photographers

Credentials are issued to newspapers, wire services, video crews and team photographers. NCAA rules limit photographers to a wide area behind the restraining line around the playing field and outside the 25-yard lines.

Production Truck & Satellite Uplink Parking

Production truck and satellite uplink parking is on the 7th Street side of the stadium. Arrangements must be made to park a truck overnight inside CEFCU Stadium.

Radio Broadcasts

The radio broadcast booth for the designated official flagship station of the visiting team at CEFCU Stadium is Box A on the mezzanine level of the press box and has space for five working individuals. ISDN and regular telephone service are provided.

Scouts

Space limitations prohibit seating and standing in the press box for scouting purposes.

Statistics & Services

Game statistics, play-by-play accounts and post-game quotes are compiled and distributed. FAX service is available. A meal is available two hours before kickoff.

Team Practices

During the football season, the Spartans practice in the morning. In-person, post-practice interview opportunities with the student-athletes, generally, occur at approximately 11:30 a.m. on Monday, Tuesdays, Wednesdays and Thursdays. Please contact the media relations office in advance with an interview request. Brent Brennan will have his weekly media availability at 1 p.m. every Tuesday in the press conference room of the new SAC building.

SJSU COMMUNICATIONS

Primary Football Contact:

SKY KERSTEIN ASSOCIATE ATHLETICS DIRECTOR FOR COMMUNICATIONS AND BROADCASTING

sky.kerstein@sjsu.edu

Cell: (703) 597-4950

Secondary Football Contact:

TAYLOR HODGES MULTIMEDIA SPECIALIST

taylor.hodges@sjsu.edu

Cell: (731) 608-6272

Communications:

AMY VILLA DIRECTOR OF MEDIA RELATIONS

amy.villa@sjsu.edu

Cell: (408) 421-8604

MATT STRAPP ASSISTANT DIR. OF MEDIA RELATIONS

matthew.strapp@sjsu.edu

Cell: (562) 499-9633

Mailing Address:

Alan B. Simpkins Athletics Administration Building
1393 South 7th Street
San Jose, CA 95008



WEEKLY SCHEDULE

17

SUNDAY

No Media Availability Unless Requested

18

MONDAY

Travel to Hawai'i

19

TUESDAY

8:30 a.m. (HT) - Bowl Press Conference from Royal Hawaiian Hotel

Practice - 10:15 a.m. (HT) - Saint Louis School (Media Afterwards)

20

WEDNESDAY

Practice - 10:15 a.m. (HT) - Saint Louis School (Media Afterwards)

21

THURSDAY

Practice - 10:15 a.m. (HT) - Saint Louis School (Media Afterwards)

22

FRIDAY

No media availability

23

SATURDAY

7:30 p.m. (PT) - EasyPost Hawai'i Bowl on ESPN

HIGHLIGHTED PLAYERS-SPECIAL TEAMS

K



#49 Taren Schive
5-10, 182, Jr., Riverside, Calif.

- Had four kickoffs at UNLV (11/25/23)
- Had four kickoffs against SDSU (11/18/23)
- Had seven kickoffs against No. 25 Fresno St. (11/11/23)
- Had five kickoffs at Hawai'i (10/28/23)

#11 Kyler Halvorsen
5-10, 183, Jr., Honolulu, Hawai'i

- Transferred from Hawai'i prior to 2023 season
- Made a career best three field goals (22, 25, 30) at UNLV (11/25/23)
- Made a 35-yard field goal against SDSU (11/18/23)
- Went 1-for-2 on field goals with a 39 yarder at UNM (10/14/23)

P



#99 Alex Weir
6-0, 195, Sr., Colfax, Calif.

- Transferred from Sacramento City College prior to 2022 season
- Four punts including two inside the 20 at UNLV (11/25/23)
- Two punts including one inside the 20 against SDSU (11/18/23)
- Had five punts for 210 yards including career-high three inside the 20 against No. 25 Fresno St. (11/11/23)


LS



#51 Andrew Gonnevill
6-1, 217, Sr., Mission Viejo, Calif.

- Long snapper in 55 collegiate games including all games in 2023
- Recovered fumble at Toledo (9/16/23)
- Mountain West Scholar-Athlete (2021)
- Academic All-Mountain West Team Honoree (2019, 20, 21, 22)

KR



#23 Jabari Bates
5-6, 170, Fr-R., Compton, Calif.

- Appeared in six games in 2023
- One kickoff return for 21 yards at UNLV (11/25/23)
- One kickoff return for 20 yards against SDSU (11/18/23)

#0 Isaac Jernagin
5-10, 182, Jr., Bakersfield, Calif.

- Transferred from Bakersfield College prior to 2022 season
- Two kickoff returns for 35 yards vs. Air Force (9/22/23)
- Had one kickoff return at Toledo (9/16/23)

PR



#2 DJ Harvey
5-11, 190, So-R., Palmdale, Calif.

- Transferred from Virginia Tech prior to 2023 season
- One punt and one kick return at UNM (10/14/23)
- Had three punt returns at Toledo (9/16/23)

#15 Matthew Coleman
6-0, 170, Fr-R., Carson, Calif.

- Mountain West Freshman of the Week (9/11/23)
- One punt return for 44 yards at UNM (10/14/23)
- Took first punt return 75 yards to the house vs. Cal Poly (9/9/23)

Year	GP	FG	FGA	Lg.	PAT	Pts.
2023	12	0	0	0	0-0	0
Career	36	12	18	43	37-40	73
Car. Highs:	3	4	43	5-5	10	

Year	GP	FG	FGA	Lg.	PAT	Pts.
2023	12	10	14	49	52-53	82
Career	38	10	14	49	52-53	82
Car. Highs:	2	2	49	7-7	13	

Year	GP	Punt	Yds.	Avg.	I-20	LG
2023	12	41	1,708	41.7	15	60
Career	20	66	2,722	41.2	20	60
Car. Highs:	8	376	47.0	3	60	

Year	GP
2023	12
Career	55

Year	PR/Yds.	Lg.	KR/Yds.	Lg.	TD
2023	0/0	0	7/124	21	0
Career	0/0	0	7/124	21	0
Car. Highs:	0/0	0	N/A	21	0

Year	PR/Yds.	Lg.	KR/Yds.	Lg.	TD
2023	0/0	0	8/118	27	0
Career	0/0	0	19/330	28	0
Car. Highs:	0/0	0	N/A	28	0

Year	PR/Yds.	Lg.	KR/Yds.	Lg.	TD
2023	5/12	9	1/2	2	0
Career	14/26	9	1/2	2	0
Car. Highs:	N/A	9	1/2	2	0



Year	PR/Yds.	Lg.	KR/Yds.	Lg.	TD
2023	3/138	75	0/0	0	1
Career	3/138	75	0/0	0	1
Car. Highs:	N/A	75	0/0	0	1

PREVIOUS GAMES

US/THEM

OPPONENT/SCORE	RUSH ATT-YDS	COMP-ATT-INT	PASS YDS	PLAYS-YDS	RETURN YDS	PEN-TO'S
At No. 6 USC	27-198/34-160	21-39-0/24-35-0	198/341	66-396/69-501	53/162	3-0/8-0
No. 18 Oregon State	22-56/35-197	25-42-0/22-28-0	223/276	64-279/63-473	23/24	5-1/9-0
Cal Poly	43-267/33-95	15-23-0/13-24-1	205/74	66-472/57-169	75/32	6-0/5-3
At Toledo	29-40/36-229	24-41-1/13-23-1	228/92	70-268/59-321	22/6	4-1/8-3
Air Force*	17-115/73-400	24-35-1/2-2-0	239/28	52-354/75-428	82/0	6-1/4-0
At Boise State*	26-104/42-262	23-38-1/13-24-1	325/230	64-429/66-492	0/12	7-1/3-3
At New Mexico*	32-259/36-129	8-17-0/18-30-1	272/262	49-531/66-391	112/19	11-0/15-1
Utah State*	51-251/33-104	15-20-0/17-29-2	119/160	71-370/62-264	0/28	4-2/7-3
At Hawai'i*	45-217/20-52	16-26-0/20-37-2	251/146	71-468/57-198	0/1	5-1/5-3
No. 25 Fresno State*	43-313/31-83	9-18-0/23-41-2	146/225	61-459/72-308	0/31	8-0/1-2
San Diego State*	29-181/41-183	15-20-1/15-24-2	174/117	39-355/65-300	20/34	1-1/1-2
At UNLV*	40-233/32-182	19-26-0/19-29-0	249/229	66-482/61-411	39/103	6-0/4-1

TEAM COMPARISON (PRE BOWLS)

STATISTIC		CONF	FBS		CONF	FBS
Rushing Offense (YPG)	186.2	5th	27th	156.1	8th	69th
Passing Offense (YPG)	219.8	7th	72nd	266.8	5th	32nd
Total Offense (YPG)	406.0	5th	49th	422.9	5th	39th
Scoring Offense (PPG)	33.3	3rd	30th	28.0	7th	59th
Rushing Defense (YPG)	172.9	10th	102nd	168.5	9th	97th
Pass Defense (YPG)	181.7	2nd	14th	211.5	3rd	44th
Total Defense (YPG)	354.6	2nd	44th	380.0	5th	66th
Scoring Defense (PPG)	25.8	5th	61st	24.7	3rd	56th
Net Punting	36.9	10th	100th	34.9	11th	123rd
Punt Returns (AVG)	19.5	1st	4th	5.5	10th	101st
Kickoff Returns (AVG)	14.4	12th	127th	15.5	13th	123rd
Sacks	23	8th	83rd (per game)	20	12th	105th (per game)
Turnover Margin	+13	1st	4th	+4	1st	31st
3rd Down Conv. Off %	45.8%	4th	20th	43.3%	4th	36th
3rd Down Conv. Def %	44.0%	9th	107th	32.9%	9th	97th
Red Zone Offense %	81.5%	7th	82nd	93.9%	11th	116th
Red Zone Defense %	97.2%	12th	129th	80.4%	6th	41st



CATEGORY	PLAYER	STAT	CONF RANK	PLAYER	STAT	CONF RANK
RUSH YDS	Robinson	1,127	3rd	Bennett	396	N/A
PASS YDS	Cordeiro	2,558	5th	McCall	1,919	11th
RECEPTIONS	Nash	47	11th	Pinckney	64	7th
REC YDS	Nash	704	11th	Pinckney	904	3rd
INTS	Cole	3	5th	Lusk	3	6th
SACKS	Smith	5.5	6th	Mason	6.0	10th
TACKLES	Parham	94	7th	Isbell	86	13th
TFL's	Smith	8.5	N/A	Mason	9.5	N/A
FG's	Halvorsen	71.4% (10/14)	N/A	Hensley	75.0% (9/12)	10th

THE LAST TIME

A PLAYER RUSHED FOR 200 OR MORE YARDS IN A GAME: Kairee Robinson had 200 yards rushing and two touchdowns as the Spartans beat Fresno State 42-18, on November 11, 2023... **and by the opponent:** Hawaii running back Diocemy Saint Juste (39 for 202 and two TDs) as Hawai'i defeated San Jose State, 37-26, on October 14, 2017.

TWO OR MORE TEAMMATES RUSHED FOR 100 OR MORE YARDS IN A GAME: Running backs Kairee Robinson and Quali Conley combined for 258 yards rushing at New Mexico on October 14, 2023... **and by the opponent:** Running backs Emmanuel Michel (148 yards) and John Lee Eldridge (102 yards) for Air Force on September 22, 2023.

TWO SPARTANS RUSHED 70 OR MORE YARDS ON SEPARATE PLAYS IN A GAME FOR A TOUCHDOWN : Malike Roberson (87 yards) and Zamore Zigler (74 yards), both in the fourth quarter as the Spartans beat Portland State, 66-35, on September 10, 2016.

A PLAYER CAUGHT 10 OR MORE PASSES IN A GAME: Bailey Gaither (10 for 208 yards and one TD) in a 38-21 win over New Mexico on October 31, 2020... **and by the opponent:** Willie Fairman of Northern Colorado (10 for 53 yards) in the Spartans' 35-18 win on August 29, 2019.

A RECEIVER GAINED AT LEAST 200 YARDS IN A GAME: Bailey Gaither (10 for 208 yards and one TD) in a 38-21 win over New Mexico on October 31, 2020... **and by the opponent:** Davante Adams (13 for 264 yards and three TDs) in the Spartans' 62-52 win over Fresno State on November 29, 2013.

TWO OR MORE TEAMMATES GAINED AT LEAST 100 RECEIVING YARDS IN A GAME: Bailey Gaither (10 for 208 yards and 1 TD) and Tre Walker (9 for 107 yards and 2 TDs) in the Spartans' loss to UNLV, 38-35, on November 23, 2019... **and by the opponent:** Quinton Patton (10 for 125 yards and two TDs) and Myles White (7 for 126 and one TD) as San José State defeated Louisiana Tech, 52-43, on

November 24, 2012.

THREE TEAMMATES GAINED AT LEAST 100 RECEIVING YARDS IN A GAME: Chandler Jones (8 for 146 yards and three TDs), Tyler Winston (10 for 164 yards and one TD) and Kyle Nunn (10 for 160 yards and two TDs) as the Spartans beat #16-Fresno State, 62-52, on November 29, 2013... **and by the opponent:** Ryan Grice-Mullen (14 for 175 yards and one TD), Davone Bess (12 for 140 and one TD) and Jason Rivers (12 for 138 and one TD) in a 42-35 overtime loss to Hawai'i on October 12, 2007.

A PASSER COMPLETED 35 OR MORE PASSES IN A GAME: Josh Love completed 37-of-56 passes with four interceptions for 465 yards and three TDs in a 38-35 loss at UNLV on November 23, 2019...**and by the opponent:** Derek Carr (38-of-50 with one interception and six TDs) in San José State's 62-52 win on November 29, 2013.

A PASSER PASSED FOR 400 OR MORE YARDS IN A GAME: Nick Starkel threw for 453 yards on 32-of-52 passing with no interceptions and three TDs in a 34-20 win over Boise State on December 19, 2020 ... **and by the opponent:** Jordan Love (491 yards and five TDs) in Utah State's 62-24 win over San José State on November 10, 2018.

AN INTERCEPTION WAS RETURNED FOR A TOUCHDOWN: Michael Dansby returned an interception 98 yards for a touchdown against No. 25 Fresno State in a 42-18 win on November 11, 2023. **and by the opponent:** Toledo's Chris McDonald returned an interception 25 yards for a touchdown on September, 16, 2023.

MORE THAN ONE INTERCEPTION IN GAME WAS RETURNED FOR A TOUCHDOWN: Kyle Flynn (90 yards) and Duke Ihenacho (43 yards) in a 31-14 win at New Mexico State on October 18, 2008...**and by the opponent:** Dameon Baber (100 and 39 yards) as Nevada defeated San José State, 59-14, on November 11, 2017.

A PLAYER INTERCEPTED TWO OR MORE PASSES IN A GAME: Brandon Ezell intercepted two passes in the 32-21 New Mexico win on October 4, 2019...**and by the opponent:** Nevada's Dameon Baber intercepted two passes and scored on both of them in the Wolf Pack's 59-14 win on November 11, 2017.

A SPARTAN RETURNED AN INTERCEPTION FOR A TOUCHDOWN IN CONSECUTIVE GAMES: Duke Ihenacho on 43-yard returns against Utah State and New Mexico State in 2008.

A PUNT WAS RETURNED FOR A TOUCHDOWN: Matthew Coleman returned a 75 yard touchdown against Cal Poly on September 9, 2023...**and by the opponent:** Utah State's Jaden Smith returned a punt 56 yards for a touchdown on November 19, 2022.

A BLOCKED PUNT RESULTED IN A SPARTAN TOUCHDOWN: Keynan Higgins blocked a punt and Justin Stearns ran it back for a seven yard touchdown at New Mexico on October 14, 2023.

A BLOCKED PUNT RESULTED IN AN OPPONENT TOUCHDOWN: Utah State's Ike Larsen blocked a punt that was returned by Jaden Smith 56 yards for a touchdown on November 19, 2022.

A KICKOFF WAS RETURNED FOR A SPARTAN TOUCHDOWN: Shamar Garrett returned a kickoff 98 yards in the Spartans' 30-20 win over Nevada on December 11, 2020.

A KICKOFF WAS RETURNED BY AN OPPONENT FOR A TOUCHDOWN: Zachariah Branch returned a kickoff 96 yards for a No. 6 USC touchdown on August 26, 2023.

A FUMBLE RESULTED IN A SPARTAN TOUCHDOWN: Sam Olson picked up a fumble in the end zone for a touchdown against No. 17 Oregon State on September 3, 2023.

A FUMBLE RESULTED IN AN OPPONENT TOUCHDOWN: Army West Point's James Nachtigal picked up a San José State fumble and ran 52 yards for a touchdown in a 52-3 win over the Spartans on October 13, 2018.

A PLAYER SCORED THREE OR MORE TOUCHDOWNS IN A GAME: Kairee Robinson scored four touchdowns for the Spartans (197 total yards), three on the ground and one in the air, against New Mexico on October 14, 2023... **and by the opponent:** Utah State's Darwin Thompson rushed 15 times for 140 yards and one touchdown and caught four passes for 115 yards and two TDs in Utah State's 62-24 win over the Spartans on November 10, 2018.

A SPARTAN SAFETY WAS SCORED: San José State scored a safety when Noah Wright and Bryun Parham tackled Wyoming's Titus Swen in the end zone in a 33-16 win at Wyoming on October 1, 2022.

AN OPPONENT SAFETY WAS SCORED: Fresno State scored a safety when San José State quarterback Josh Love was tackled in the end zone by Justin Rice on November 30, 2019.

TWO BROTHERS SCORED IN THE SAME SAN JOSÉ STATE GAME: James Callier, Jr., caught a 2-point conversion pass and James T. Callier caught an 8-yard touchdown pass in the Spartans' 31-21 win at New Mexico State on November 4, 2006.

A PLAYER KICKED THREE OR MORE FIELD GOALS: Kyler Halvorsen kicked field goals of 22, 25 and 30 yards in the Spartans 37-31 win over UNLB on November 25, 2023 ...**and by the opponent:** Northern Colorado's Colin Root kicked field goals of 52, 36, and 36 yards in a 35-18 loss to San Jose State on August 29, 2019.

A SPARTAN LED THE NATION IN A STATISTICAL CATEGORY AT THE END OF A SEASON: Frank Ginda was the national leader in total tackles in 2017. He was credited with 173 tackles and a 13.3 per game average.



A DEFENSIVE EXTRA-POINT WAS SCORED IN A SAN JOSÉ STATE GAME: Eastern Michigan scored a defensive extra point when EMU blocked an SJSU extra point and Tristen Hines returned it for two points on December 20, 2022.

MORE THAN 60 POINTS WERE SCORED BY ONE TEAM: The Spartans scored 66 points in a 66-35 win over Portland State on September 10, 2016... **and by the opponent:** Utah State defeated San José State, 62-24, on November 10, 2018.

MORE THAN 100 POINTS WERE SCORED IN A SAN JOSÉ STATE GAME: San José State and Portland State combined for 101 points in a 66-35 Spartan victory on September 10, 2016. There are 11 times in school history in which 100 or more points were scored in a football game.

SAN JOSÉ STATE SCORED 28 OR MORE POINTS IN A QUARTER: The Spartans scored 30 points in the third quarter of a 42-30 loss to Colorado State on October 6, 2018.

THE OPPONENT SCORED 28 OR MORE POINTS IN A QUARTER: Utah State scored 28 points in the second quarter of a 62-24 win over the Spartans on November 10, 2018.

SAN JOSÉ STATE OVERCAME A DEFICIT OF 14 OR MORE POINTS TO WIN: San José State erased a 21-7 3rd quarter lead to beat Nevada 35-28 on October 29, 2022.

THE OPPONENT OVERCAME A DEFICIT OF 14 OR MORE POINTS TO WIN: San José State led San Diego State State, 14-0, in the first quarter, but lost, 43-27, on November 12, 2022.

SAN JOSÉ STATE WON A GAME ON THE FINAL PLAY: Placekicker Nick Gilliam booted a 37-yard field goal as San José State defeated Illinois, 38-35, on September 21, 2002.

SAN JOSÉ STATE LOST A GAME ON THE FINAL PLAY: Nevada kicker Brandon Talton kicked a 40-yard field goal as the Wolf Pack defeated the Spartans, 41-38, on October 12, 2019.

A SHUTOUT WAS RECORDED: San José State shut out Hawai'i, 35-0, on October 28, 2023... **and by the opponent:** Washington State blanked the Spartans, 31-0, on September 8, 2018.

SAN JOSÉ STATE DEFEATED A NATIONALLY-RANKED OPPONENT: San José State defeated No. 25 Fresno State, 42-18 on November 11, 2023.

THE SPARTANS PLAYED AN OVERTIME GAME: The Spartans lost to Hawai'i, 44-41, in five overtimes on September 29, 2018.

THE SPARTANS HAD A WINNING SEASON: The Spartans will have a winning record in 2023.

THE SPARTANS WENT TO A BOWL GAME: The Spartans will face Coastal Carolina in the EasyPost Hawai'i bowl, December 23, 2023.

2023 SJSU ROSTER

No.	Name	Pos.	Ht.	Wt.	Class	Hometown (High School/Prev. School)	Numerical Roster
28	Jordan Allen	LB	6-0	224	So-R.	San Diego, Calif. [Cathedral Catholic HS]	0 Isaac Jernagin WR
29	Jalen Apalit-Williams	DB	6-1	197	So-R.	Martinez, Calif. [Las Lomas HS]	1 Chase Williams DB
43	Jalen Bainer	CB	5-10	181	So-R.	San Marcos, Calif. [San Marcos HS]	2 Chevan Cordeiro QB
62	Nathan Balestrieri	OL	6-2	295	Fr.	Walnut Creek, Calif. [Las Lomas HS]	2 DJ Harvey CB
23	Jabari Bates	RB	5-6	170	Fr-R.	Compton, Calif. [St. John Bosco HS]	3 Tre Smith DL
30	Assani Berkeley	WR	6-0	187	So-R.	San Luis Obispo, Calif. [Mission Prep HS]	3 Nick Nash WR
39	Dino Beslagic	K	6-3	200	Fr-R.	Santa Clara, Calif. [Santa Clara HS]	4 Noah Lavulo DL
14	Kejuan Bullard, Jr.	DB	6-1	192	Fr-R.	Watts, Calif. [San Pedro HS]	4 Charles Ross WR
9	Jay Butterfield	QB	6-6	225	So-R.	Brentwood, Calif. [Liberty HS/Oregon]	5 Walker Eget QB
85	Jackson Canaan	TE	6-2	235	So-R.	Sacramento, Calif. [Jesuit HS]	5 Jaylan Lawson DB
45	Alexander Cobbs	LB	6-3	218	Fr.	Long Beach, Calif. [St. Anthony HS]	6 Bryun Parham LB
44	Jordan Cobbs	LB	6-1	234	Jr-R.	Oakland, Calif. [San Leandro HS]	7 Quali Conley RB
8	Jay'Vion Cole	CB	5-10	175	So.	Oakland, Calif. [McClymonds HS/Cal Poly]	7 Kenyon Reed CB
15	Matthew Coleman	WR	6-0	170	Fr-R.	Carson, Calif. [Junipero Serra HS]	8 Jay'Vion Cole LB
21	Kayden Collins	RB	5-11	175	Fr-R.	Canoga Park, Calif. [Canoga Park HS]	9 Jay Butterfield QB
16	Imari Conley	DB	5-8	166	Fr.	Fresno, Calif. [Central East HS]	9 Matthew Tago LB
7	Quali Conley	RB	5-10	207	Jr.	Fresno, Calif. [Central East HS/Utah Tech]	10 Tyler Voss QB
2	Chevan Cordeiro	QB	6-1	196	Sr.	Honolulu, Hawai'i [Saint Louis HS/Hawai'i]	10 Jordan Pollard LB
25	Michael Dansby	DB	5-11	181	So.	Oakland, Calif. [McClymonds HS]	11 Kyler Halvorsen K
67	Kai Davison	OL	6-1	279	So-R.	Navato, Calif. [Marin Catholic HS]	11 Justin Lockhart WR
65	Denaris DeRosa, Jr.	OL	6-2	286	Fr-R.	Redwood City, Calif. [St. Francis HS]	12 Malikh Miller WR
5	Walker Eget	QB	6-3	220	So-R.	Santa Clarita, Calif. [West Ranch HS]	14 Kejuan Bullard, Jr. DB
33	Justin Eklund	LB	6-3	224	Fr-R.	Rocklin, Calif. [Folsom HS]	15 Matthew Coleman WR
50	Gafa Faga	DL	6-2	282	So.	Alao, American Samoa [Fagaitua HS/New Mexico Military Institute]	16 Imari Conley DB
28	Jakob Galloway	RB	5-10	215	Fr-R.	Carson, Calif. [Banning HS]	16 Anthony Garcia QB
16	Anthony Garcia	QB	6-1	192	Fr.	Sacramento, Calif. [Capital Christian HS]	17 Cooper Hoch WR
51	Andrew Gonnevill	LS	6-1	217	Sr.	Mission Viejo, Calif. [Trabuco Hills HS]	17 Zavion Reese CB
77	Luke Griskey	OL	6-4	261	Fr.	Huntley, Ill. [Huntley HS]	18 Keynan Higgins WR
38	Elisha Guidry	DB	6-0	192	Sr-R.	Long Beach, Calif. [Vista Murrieta HS/UCLA]	19 Noah McNeal-Franklin LB
72	Nate Hale	OL	6-5	291	Fr.	Orange, Calif. [Orange Lutheran HS]	20 Isiah Revis DB
11	Kyler Halvorsen	K	5-10	183	Jr.	Honolulu, Hawai'i [Kaiser HS/Hawai'i]	21 Kayden Collins RB
37	Dylan Hampsten	DL	6-3	218	Fr.	Santa Clarita, Calif. [Daks Christian HS]	22 Tre Jenkins S
98	Vaka Hansen	DL	6-0	313	Fr.	Orange, Calif. [St. John Bosco HS]	23 Jabari Bates RB
75	Joseph Harbert	OL	6-3	299	Fr-R.	San Francisco, Calif. [Riordan HS]	23 Justin Stearns LB
2	DJ Harvey	DB	5-11	190	So-R.	Palmdale, Calif. [Sierra Canyon HS/Virginia Tech]	24 Sebastian Macaluso WR
87	Joseph Hernandez, Jr.	WR	6-2	185	Fr.	Santa Clara, Calif. [Santa Clara HS]	25 Michael Dansby DB
18	Keynan Higgins	WR	6-4	177	Fr.	Antioch, Calif. [Pittsburg HS]	26 Ethan Powell LB
17	Cooper Hoch	WR	6-2	186	Fr.	Costa Mesa, Calif. [Corona del Mar HS]	27 Andrew Jenkins S
94	Mata Hola	DL	6-2	265	So-R.	Sandy, Utah [Alta HS/Snow College]	28 Jordan Allen LB
27	Andrew Jenkins	S	5-9	194	Gr.	Stockton, Calif. [St. Mary's HS]	28 Jakob Galloway RB
22	Tre Jenkins	S	5-11	216	Gr.	Stockton, Calif. [St. Mary's HS]	29 Jalen Apalit-Williams DB
0	Isaac Jernagin	WR	5-10	182	Jr.	Bakersfield, Calif. [Bakersfield HS/Bakersfield College]	30 Assani Berkeley WR
96	Jay Kakiva	DL	6-4	307	Gr.	Las Vegas, Nev. [Green Valley HS/Fresno City College]	31 Hunter Nowell DB
73	Laakea Kapoi	OL	6-2	319	Fr-R.	Honolulu, Hawai'i [Saint Louis HS/San Diego State]	32 Kairee Robinson RB
83	Kamaehu Kopa-Kaawalaule	TE	6-4	212	Fr.	Ewa Beach, Hawai'i [James Campbell HS]	33 Justin Eklund LB
41	Taniela Latu	LB	6-1	237	Jr.	San Mateo, Calif. [Junipero Serra HS/College of San Mateo]	34 Dylan Lee LB
4	Noah Lavulo	DL	6-2	260	Sr.	Burlingame, Calif. [Burlingame HS/College of San Mateo]	34 JuJu Teu RB
5	Jaylan Lawson	LB	6-1	199	Sr.	Monmouth Junction, N.J. [South Brunswick HS/Bakersfield College]	35 Charles Rogers LB/FB
34	Dylan Lee	LB	6-1	220	Fr.	French Camp, Calif. [East Union HS]	36 Jeremiah Zamora DB
89	Nate Lewis	TE	6-5	245	Fr-R.	Carmichael, Calif. [Jesuit HS]	37 Dylan Hampsten DL
91	Quincy Likio	DL	6-1	291	Jr.	Kapahulu, Hawai'i [Saint Louis HS/College of San Mateo]	38 Elisha Guidry DB
11	Justin Lockhart	WR	6-3	197	Sr.	Los Angeles, Calif. [Junipero Serra HS/Nevada]	39 Dino Beslagic K
							39 Caleb Womack CB
							40 Tavarius Pitts DL
							41 Taniela Latu LB
							42 Soane Toia DL
							44 Jordan Cobbs LB
							43 Jalen Bainer CB
							45 Alex Cobbs LB
							48 Dejon Roney DL
							49 Taren Schive PK
							50 Gafa Faga DL
							51 Andrew Gonnevill LS
							53 Brady Van Bennekum LB
							54 Jaime Navarro OT
							55 Anthony Madrigal LB
							55 James McNorton OL
							56 Jairus Satele DL
							59 Davis Salom LS
							60 Hudson Mesa OL
							61 Marist Talavou OL
							62 Nathan Balestrieri OL

2023 SJSU ROSTER

86	Skylar Loving-Black	TE	6-3	245	Sr.	San Jose, Calif. [Valley Christian HS/Iowa State]	62	Nathan Balestrieri	OL
24	Sebastian Macaluso	WR	6-0	193	Jr.	Oxnard, Calif. [Oaks Christian HS/Ventura College]	65	Denaris DeRosa, Jr.	OL
90	Akio Martinson	DL	6-1	292	Fr.	Loomis, Calif. [Del Oro HS]	67	Kai Davison	OL
19	Noah McNeal-Franklin	LB	5-11	221	Jr.	Vallejo, Calif. [St.Patrick-St. Vincent HS/Contra Costa College]	68	Ryan Stewart	OL
55	James McNorton	OL	6-5	269	So-R.	Brentwood, Calif. [Liberty HS/Washington State]	69	Uluakinofu Taliauli	OL
60	Hudson Mesa	OL	6-1	279	So-R.	Los Gatos, Calif. [St. Francis HS]	70	Malik Williams	OL
12	Malikhi Miller	WR	6-4	209	Jr-R.	Oakland, Calif. [El Cerrito HS]	71	Tyler Ostrom	OL
3	Nick Nash	WR	6-3	198	Jr-R.	Irvine, Calif. [Woodbridge HS]	72	Nate Hale	OL
54	Jaime Navarro	OT	6-3	310	Gr.	Temecula, Calif. [Great Oak HS]	73	Laakea Kapoi	OL
97	John Norwood	DL	6-3	218	Fr-R.	Milpitas, Calif. [Milpitas HS]	74	Anthony Pardue	OL
31	Hunter Nowell	DB	6-1	206	Fr.	Huntington Beach, Calif. [St. John Bosco HS]	75	Joseph Harbert	OL
88	Sam Olson	TE	6-3	242	Jr-R.	Visalia, Calif. [Redwood HS]	77	Luke Griskey	OL
71	Tyler Ostrom	OL	6-2	305	Gr.	Ventura, Calif. [Saint Bonaventure HS]	78	Jake Steele	OL
74	Anthony Pardue	OL	6-4	317	Gr.	Murrieta, Calif. [Murrieta Valley HS]	80	Trevor Voss	WR
6	Bryun Parham	LB	5-11	212	Jr.	Long Beach, Calif. [Long Beach Poly HS]	82	Nicholas Williams	WR
99	Kaleb Peleki	DL	6-1	242	Fr-R.	Vallejo, Calif. [Bethel HS/Missouri State]	83	Kama Kopa-Kaawalauole	TE
40	Tavarius Pitts	DL	6-1	245	Jr.	Atlanta, Ga. [Mays HS/Contra Costa College]	84	Joshua Scott	TE
10	Jordan Pollard	LB	6-0	200	So.	Los Angeles, Calif. [Faith Lutheran HS]	85	Jackson Canaan	TE
26	Ethan Powell	LB	6-2	216	So.	San Bernadino, Calif. [Cajon HS]	86	Skylar Loving-Black	TE
7	Kenyon Reed	CB	5-10	176	Jr-R.	Sacramento, Calif. [Long Beach Poly HS/Kansas State]	87	Joseph Hernandez, Jr.	WR
17	Zavion Reese	DB	6-0	193	Jr.	San Marcos, Calif. [San Marcos HS]	88	Sam Olson	TE
20	Isiah Revis	DB	5-10	195	So.	Las Vegas, Nev. [Liberty HS/SF City College]	89	Nate Lewis	TE
32	Kairee Robinson	RB	5-7	195	Sr.	Antioch, Calif. [De La Salle HS]	90	Akio Martinson	DL
35	Charles Rogers	LB/FB	6-1	218	Sr.	Loomis, Calif. [Del Oro HS, San Diego State]	91	Quincy Likio	DL
48	Dejon Roney	DL	6-1	285	So.	Rancho Cucamonga, Calif. [Etiwanda HS]	92	Natano Woods	DL
4	Charles Ross	WR	6-1	171	Jr-R.	Culver City, Calif. [Culver City HS/Nevada]	93	Charlie Leota	DL
59	Davis Salom	LS	6-0	242	So-R.	San Jose, Calif. [Archbishop Mitty HS]	94	Mata Hola	DL
56	Jairus Satele	DL	5-11	289	Fr-R.	Carson, Calif. [St. John Bosco HS]	96	Jay Kakiva	DL
49	Taren Schive	K	5-10	182	Jr.	Riverside, Calif. [J.W. North HS]	97	John Norwood	DL
84	Joshua Scott	TE	6-4	225	Fr-R.	Long Beach, Calif. [Wilson HS]	98	Vaka Hansen	DL
3	Tre Smith	DL	6-5	255	So-R.	Mesa, Ariz. [Red Mountain HS]	99	Kaleb Peleki	DL
23	Justin Stearns	DE	6-2	240	Fr-R.	San Diego, Calif. [St. Augustine HS]		Alex Weir	P
78	Jake Steele	OL	6-4	306	Fr-R.	Temecula, Calif. [Murrieta Valley HS]			
68	Ryan Stewart	OL	6-4	295	So-R.	Mokena, Ill. [Lincoln Way-East HS]			
9	Matthew Tago	LB	6-2	223	Sr-R.	Palmdale, Calif. [Quartz Hill HS/Oregon State]			
61	Marist Talavou	OL	6-3	327	Jr-R.	Norwalk, Calif. [St. John Bosco HS/Utah]			
69	Uluakinofu Taliauli	OL	6-2	290	Fr-R.	Millbrae, Calif. [St. Francis HS]			
34	Viliami Teu	RB	5-10	203	Fr.	East Palo Alto, Calif. [St. Francis HS]			
42	Soane Toia	DL	6-0	280	Jr.	Nuku'alosa, Tonga [Grace Bretheren HS]			
95	Tangata Tuitupou	DL	6-5	231	Jr.	Los Banos, Calif. [Pacheco HS/Merced College]			
53	Brady Van Bennekum	LB	6-1	211	Fr.	Santa Clarita, Calif. [West Ranch HS]			
80	Trevor Voss	WR	6-2	173	Fr-R.	Simi Valley, Calif. [Valencia HS]			
10	Tyler Voss	QB	6-3	190	Fr-R.	Simi Valley, Calif. [Valencia HS]			
99	Alex Weir	P	6-0	195	Sr.	Colfax, Calif. [Colfax HS/Sacramento City College]			
1	Chase Williams	DB	6-1	200	Sr-R.	Eastvale, Calif. [Eleanor Roosevelt HS/USC]			
70	Malik Williams	OL	6-5	307	So-R.	Hayward, Calif. [Hayward HS/Wyoming]			
82	Nicholas Williams	WR	5-11	183	Fr-R.	Lancaster, Calif. [Quartz Hill HS]			
39	Caleb Womack	CB	5-10	180	Fr-R.	Santa Cruz, Calif. [Santa Cruz HS]			
92	Natano Woods	DL	6-6	250	So-R.	Kent, Wash. [Kentrledge HS]			
36	Jeremiah Zamora	DB	5-10	180	Fr.	Tracy, Calif. [Tracy HS]			

GAMES PLAYED

Career:
 58, by Tre Jenkins (2019-23)
 58, by Jaime Navarro (2018-23)

RUSHING

MOST ATTEMPTS

Game:
 43 (286 yards), by Nathan DuPree at UNLV, (10-31-92),
 43 (253 yards), by Sheldon Canley at UNLV, (9-22-90).

Season:
 296 (1,248 yards), by Sheldon Canley (1990).

Career:
 602 (3,515 yards), by Deoncé Whitaker (1998-01).

AVERAGE ATTEMPTS PER GAME

Season:
 26.9 (296 in 11 games), by Sheldon Canley (1990).

Career:
 24.1 (530 in 22 games), by Gerald Willhite (1980-81).

MOST RUSHING YARDS GAINED

Game:
 300 (42 attempts), by Tyler Ervin vs. Fresno State, (9-26-15).

Game, Freshman:
 187 (28 attempts), by Jarrod Lawson at UNLV, (11-02-13).

Game, Opponent:
 300 (23 attempts), by LaDainian Tomlinson, TCU, (10-9-99).

Bowl Game:
 164 (23 attempts), by Sheldon Canley vs. Central Michigan (California Raisin Bowl - 12-8-90).

Season:
 1,601 (294 attempts), by Tyler Ervin (2015).

Season, Freshman:
 788 (164 attempts), by Jarrod Lawson (2013).

Career:
 3,515 (602 attempts), by Deoncé Whitaker (1998-99-00-01).

MOST RUSHING YARDS BY A QUARTERBACK

Game:
 117 (8 attempts), by Doug Allen at Fresno State, (10-12-85).

Season:
 415 (114 attempts), by Kenny Potter (2015).

Career:
 737 (250 attempts), by Kenny Potter, (2015-16).

MOST GAMES GAINING 100 YARDS RUSHING

Season:
 8, by Deoncé Whitaker (2000).

Career:
 15, by Deoncé Whitaker (1998-99-2000-01).

MOST CONSECUTIVE GAMES GAINING 100 YARDS RUSHING

5, by Deoncé Whitaker (Oct. 14, Oct. 21, Oct. 28, Nov. 4, Nov. 18, 2000).

MOST GAMES GAINING 200 YARDS RUSHING

Season:
 3, by Deoncé Whitaker (2000).

Career:
 4, by Deoncé Whitaker (1998-99-2000-01).

MOST CONSECUTIVE GAMES GAINING 200 YARDS RUSHING

2, by Kevin Cole (Nov. 18, Dec. 2, 1978).

AVERAGE YARDS GAINED PER GAME

Season:
 157.7 (1,577 yards in 10 games), by Deoncé Whitaker (2000).

Career:
 107.5 (2,364 yards in 22 games), by Gerald Willhite (1980-81).

AVERAGE YARDS PER ATTEMPT

Game: (Minimum of 10 attempts)
 19.6 (196 yards on 10 attempts), by Lamar Ferguson vs. Tulsa, (10-27-01).

(Minimum of 20 attempts)
 12.1 (254 yards on 21 attempts), by Deoncé Whitaker at Stanford, (9-9-00).

(Minimum of 30 attempts)
 8.2 (278 yards on 34 attempts), by Deoncé Whitaker at Hawai'i, (10-28-00).

Season: (Minimum of 80 attempts),
 7.24 (688 yards on 89 attempts), by Harry Russell (1949).

(Minimum of 100 attempts)
 6.97 (830 yards on 119 attempts), by Harry Beck (1950).

7.13 (1127 yards on 158 attempts), by Kairee Robinson (2023).

(Minimum of 200 attempts)
 7.04 (1,577 yards on 224 attempts), by Deoncé Whitaker (2000).

Career: (Minimum of 300 attempts)
 5.83 (3,515 yards on 602 attempts), by Deoncé Whitaker (1998-99-00-01).

MOST TOUCHDOWNS SCORED BY RUSHING

Game:
 4, by Lamar Ferguson, at Illinois (9-21-02),
 4, by Jarmar Julien, vs. Tulsa, (10-27-01),
 at Nevada, (10-28-00),
 4, by Deoncé Whitaker, vs. UTEP, (10-14-00),
 vs. Saint Mary's, (9-18-99),
 4, by Nathan DuPree, at Pacific, (11-14-92),
 4, by Johnny Johnson, Jr.,

at New Mexico State (9-3-88),
 4, by Joe Ulm, at Brigham Young, (9-25-53),
 4, by Dick Stults, vs. Brigham Young, (11-7-52).

Game, Opponent:
 7, by Keenan Reynolds, Navy (11-21-13).

Season:
18, by Kairee Robinson (2023)

Career:
 33, by Deoncé Whitaker (1998-99-00-01).
31, by Kairee Robinson (2019-20-23-24).

MOST GAMES RUSHING FOR A TOUCHDOWN

Season:
11, by Kairee Robinson (2023)

Career:
 21, by Deoncé Whitaker (1998-99-2000-01).
21, by Kairee Robinson (2019-20-23-24).

MOST CONSECUTIVE GAMES RUSHING FOR A TOUCHDOWN

Season:
11, by Kairee Robinson (2023).

MOST TOUCHDOWNS SCORED RUSHING BY A QUARTERBACK:

Game:
 3, by Kenny Potter, vs. Air Force (11-19-16),
 3, by Kyle Reed, vs. San Diego State (9-13-08),
 3, by Bob Frasco, vs. Southwestern Louisiana (11-26-83).

Game, Opponent:
 7, by Keenan Reynolds, Navy (11-21-13).

Season:
9, Chevan Cordeiro (2022).

Career:
 15, by Jeff Garcia (1991-92-93).

RUSHING FOR 1,000 YARDS & 50 RECEPTIONS IN A SEASON

1,219 rushing & 62 receptions by Johnny Johnson, Jr. (1988),
 1,135 rushing & 52 receptions by Kenny Jackson (1986),
 1,193 rushing & 72 receptions by Gerald Willhite (1981),
 1,210 rushing & 55 receptions by Gerald Willhite (1980).

PASSING

MOST ATTEMPTS

Game:
 66 (28 completions), by Scott Rislov at Stanford (9-6-03).

Game, Opponent:
 75 (44 completions), by Colt Brennan, Hawai'i (10-12-07).

Bowl Game:
 62 (43 completions), by Steve Clarkson vs. Toledo, (California Bowl - 12-19-81).

Season:
 487 (312 completions), by David Fales (2013).

Career:
 1,118 (600 completions), by Ed Luther (1976-77-78-79).

HIGHEST PERCENTAGE OF PASS COMPLETIONS

Game: (Minimum of 15 attempts)
 87.5 (14 of 16), by Adam Tafrales vs. Stanford, (9-9-06).

(Minimum of 25 attempts)
 88.5 (23 of 26), by Kyle Reed vs. Stanford, (9-20-08).

(Minimum of 35 attempts)
 81.8 (36 of 44), by Scott Rislov at Ohio State (10-12-02).

(Minimum of 45 attempts)
 82.2 (37 of 45), by David Fales vs. Fresno State (11-29-13).

Game, Opponent:
 87.5 (21 of 24), by Riley Nelson, Utah State (10-14-06).

Bowl Game:
 76.7 (33 of 43), by David Fales vs. Bowling Green (Military Bowl - 12-27-12).

Season:

INDIVIDUAL RECORDS

COMPLETING 80 PERCENT OR MORE OF ONE'S PASSES IN A GAME

Season: 3, by Adam Tafralis (2006).
Career: 4 (3 in 2006, 1 in 2007),
by Adam Tafralis (2004-05-06-07).

COMPLETING 80 PERCENT OR MORE OF ONE'S PASSES IN A SEASON

Career: 2 (2012, 2013) by David Fales (2012-13),
2 (2006, 2007), by Adam Tafralis
(2004-05-06-07)

MOST PASSES COMPLETED

Game: 42 (56 attempts), by David Fales vs. Navy
(11-22-13).

Game, Opponent: 44 (75 attempts), by Colt Brennan,
Hawai'i (10-12-07).

Bowl Game: 43 (62 attempts), by Steve Clarkson
vs. Toledo (California Bowl - 12-19-81).

Season: 327 (451 attempts), by David Fales (2012).

Career: 639 (938 attempts), by David Fales (2012-13).

MOST PASSES COMPLETED CONSECUTIVELY

Game: 15 (first 15 attempts of the game), by Kyle Reed vs.
Stanford, (9-20-08).

MOST YARDS GAINED PASSING

Game: 547 (37 of 45), by David Fales vs. Fresno State
(11-29-13).

Game, Opponent: 560 (32 of 44), by Bryant Moniz, Hawai'i
(11-20-10).

Bowl Game: 467 (43 of 62), by Steve Clarkson
vs. Toledo (California Bowl, 12-19-81).

Season: 4,193 (327 of 451), by David Fales (2012).

Career: 8,382 (639 of 938) by David Fales (2012-13)

MOST GAMES PASSING FOR 300 or MORE YARDS

Season: 9, by David Fales (2013).

Career: 16, by David Fales (2012-13).

MOST GAMES PASSING FOR 400 or MORE YARDS

Season: 5, by Josh Love (2019),
5, by David Fales (2013).

Career: 6, by David Fales (2012-13).

MOST CONSECUTIVE GAMES PASSING FOR 400 or MORE YARDS

2, by Josh Love (Oct. 4 & Oct. 12, 2019),
2, by David Fales (Oct. 12 & Oct. 26, 2013),
2, by David Fales (Nov. 22 & Nov. 29, 2013).

MOST PASSING TOUCHDOWNS

Game: 7, by Scott Rislov at UTEP (11-8-03).

Game, Opponent: 5, by Jordan Love, Utah State, (11-10-18),
5, by Ryan Dinwiddie, Boise State (10-24-03),
5, by Luke McCown, Louisiana Tech (10-6-01).

Bowl Game: 3, by Chevan Cordeiro vs. Eastern Michigan
(Famous Idaho Potato Bowl - 12-20-23),
3, by Adam Tafralis vs. New Mexico (New Mexico
Bowl - 12-23-06),
3, by Mike Perez vs. Miami (Ohio) (California Bowl
- 12-13-86),
3, by Steve Clarkson vs. Toledo (California Raisin
Bowl - 12-19-81).

Season: 33, by David Fales (2013),
33, by David Fales (2012).

Career: 66, by David Fales (2012-13).

LONGEST PASSING TOUCHDOWN

95 yards, by Matt Veatch to Byron Jackson at
Minnesota, (9-14-91).

LONGEST PASSING TOUCHDOWN BY A NON-QUARTERBACK

84 yards, by wide receiver Tim Kearse to Tony
Smith at Stanford, (9-18-82).

MOST INTERCEPTIONS THROWN

Game: 6, by Ivan Lippi vs. Fresno State, (11-21-70),
6, by Pat Casey vs. New Mexico, (11-1-69),
6, by Ken Berry at Fresno State, (11-20-65).

Bowl Game: 5, by Steve Clarkson vs. Toledo,
(California Bowl - 12-19-81).

Season: 24, by Steve Clarkson (1981),
24, by Ed Luther (1978),
24, by Craig Kimball (1972).

Career: 57, by Craig Kimball (1972-73-74).

FEWEST INTERCEPTIONS THROWN

Season: (Minimum of 100 attempts)
1 (1 in 124 attempts), by Bob Frasco (1983).
(Minimum of 400 attempts)

5 (5 in 437 attempts), by Scott Rislov (2003).

Career: (Minimum of 500 attempts)
12 (12 in 511 attempts), by Bob Frasco (1983-84).
(Minimum of 750 attempts)

19 (19 in 886 attempts), by Scott Rislov (2002-03).

PASSING EFFICIENCY

Game: (Minimum of 15 attempts)
298.02, by Marcus Arroyo vs. Nevada (11-10-01).

Bowl Game: (Minimum of 15 attempts)
213.63, by Adam Tafralis vs. New Mexico (New
Mexico Bowl - 12-23-06).

Season: (Minimum of 15 attempts per
game played)
170.76, by David Fales (2012).

Career: (Minimum of 300 passing attempts)
161.7, by David Fales (2012-13).

TOTAL OFFENSE

MOST PLAYS

Game: 67 (1 rushing, 66 passing) by Scott Rislov at
Stanford, (9-6-03).

Bowl Game: 68 (6 rushing, 62 passing), by Steve Clarkson vs.
Toledo, (California Bowl - 12-19-81).

Season: 535 (48 rushing, 487 passing), by David Fales
(2013).

Career: 1,405 (518 rushing, 887 passing), by Jeff Garcia
(1991-92-93).

MOST YARDS GAINED

Game: 580 (33 rushing, 547 passing), by David Fales vs.
Fresno State, (11-29-13).

Game, Opponent: 546 (-14 rushing, 560 passing), by Bryant Moniz,
Hawai'i, (11-2-10).

Bowl Game: 464 (minus-3 rushing, 467 passing), by Steve
Clarkson vs. Toledo, (California Bowl - 12-19-81).

Season: 4,196 (7 rushing, 4,189 passing),
by David Fales (2013).

Career: 8,250 (minus-132 rushing, 8,382 passing),
by David Fales (2012-13).

AVERAGE YARDS PER GAME

Season: 349.7 (4,196 yards in 12 games), by David Fales
(2013).

Career: 330.0 (8,250 yards in 25 games), by David Fales
(2012-13).

AVERAGE YARDS GAINED PER PLAY

Game: (Minimum of 20 plays)
19.6 (333 yards on 21 plays), by Dale Rogers vs.
Rice, (10-2-04).

Season: (Minimum of 1,000 yards)
8.2 (4,054 on 493 plays), by David Fales (2012).

Career: (Minimum of 4,000 yards & 600 plays)
8.1 (8,250 yards on 1,018 plays), by David Fales
(2012-13).

MOST TOUCHDOWNS SCORED AND RESPONSIBLE FOR

Game: 7 (scored 1 and passed for 6), by David Fales, vs.
Fresno State, (11-29-13),
7 (passed for 7), by Scott Rislov at UTEP, (11-8-03).

Season: 35 (scored 2 and passed for 33), by David Fales
(2013).

Career: 68 (scored 12 and passed for 56), by
Steve Clarkson (1979-80-81-82),
68 (scored 2 and passed for 66), by David Fales
(2012-13).

INDIVIDUAL RECORDS

PASS RECEIVING

MOST RECEPTIONS

Game:

- 15 (179 yards), by Tuati Wooden, vs. Tulsa (11-22-03),
- 15 (255 yards), by Steven Pulley, at Stanford (10-2-99),
- 15 (203 yards), by Guy Liggins, vs. Fresno State, (10-4-86).

Game, Opponent:

- 16 (133 yards), by Paul Dombrowski, New Mexico State (11-19-05).

Bowl Game:

- 18 (124 yards), by Gerald Willhite vs. Toledo, (12-19-81).

Season:

- 89 (886 yards) by Noel Grigsby (2011).

Career:

- 248 (3,087 yards) by Chandler Jones (2010-13).

MOST RECEPTIONS BY A TIGHT END

Game:

- 11 (114 yards), by Brian Roche, at San Diego State, (10-21-95).

Season:

- 66 (729 yards), by Brian Roche (1995).

Career:

- 126 (1,760 yards) by Ryan Otten (2009-10-11-12).

MOST CONSECUTIVE GAMES WITH A RECEPTION

Career:

- 36 (40 games played), by Noel Grigsby (2010-13).

MOST CONSECUTIVE GAMES WITH 10 or MORE RECEPTIONS

Season:

- 2, Tyler Winston (2013),
- 2, Noel Grigsby (2011),
- 2, Kevin Jurovich (2007).

MOST GAMES WITH 10 or MORE RECEPTIONS

Season:

- 4, Kevin Jurovich (2007).

Career:

- 5, Kevin Jurovich (2006-07-08-09).

MOST SEASONS WITH 50 or MORE RECEPTIONS

- 4, Chandler Jones (54 in 2010, 61 in 2011, 54 in 2012, 79 in 2013).

MOST SEASONS WITH 60 or MORE RECEPTIONS

- 2, Chandler Jones (61 in 2011, 79 in 2013),
- 2, Noel Grigsby (89 in 2011, 82 in 2012),
- 2, Kevin Jurovich (85 in 2007, 60 in 2009),
- 2, Guy Liggins (72 in 1986, 77 in 1987).

MOST YARDS RECEIVING

Game:

- 269 (9 receptions), by Edell Shepherd vs. Nevada, (11-10-01).

Game, Freshman:

- 185 (7 receptions), by Noel Grigsby vs. Utah State, (11-13-10).

Game, Opponent:

- 326 (12 receptions), by Nate Burleson, Nevada, (11-10-01).

Bowl Game:

- 152 (9 receptions), by Mervyn Fernandez vs. Toledo, (California Raisin Bowl, 12-19-81).

Season:

- 1,500 (82 receptions), by Edell Shepherd (2001).

Career:

- 3,121 (237 receptions), by Noel Grigsby (2010-11-12-13).

MOST YARDS RECEIVING BY A TIGHT END

Game:

- 158 (8 receptions), by Josh Oliver vs. Hawai'i, (9-27-18).

Game, Freshman:

- 119 (6 receptions), by Billy Freeman at Colorado State, (10-12-13).

Season:

- 739 (52 receptions), by Ryan Otten (2011).

Career:

- 1,760 (126 receptions), by Ryan Otten (2009-10-11-12).

MOST 100-YARD RECEIVING GAMES

Season:

- 7, by Chandler Jones (2013),
- 7, by Edell Shepherd, (2001).

Career:

- 11, by Noel Grigsby (2010-11-12-13).

MOST CONSECUTIVE 100-YARD RECEIVING GAMES

Season:

- 4, by Tre Walker (2019).

MOST TOUCHDOWNS RECEIVING

Game:

- 3, by Nick Nash,**
at No. 6 USC, (8-26-23)

- 3, by Elijah Cooks,
at Utah State, (11-19-22)

- 3, by Chandler Jones,
vs. Fresno State, (11-29-13),
vs. Wyoming, (10-26-13),
vs. Minnesota, (9-21-13).

- 3, by Jalal Beauchman, vs. Louisiana Tech,
(11-27-10),

- 3, by James Jones, at Washington, (9-2-06),
- 3, by Courtney Anderson, at UTEP, (11-8-03),
- 3, by Edell Shepherd, vs. Nevada, (11-10-01),
- 3, by Oliver Newell,

- at UNLV, (11-22-97),
vs. Hawai'i (11-15-97),
vs. Colorado State (10-11-97),

- 3, by Tony Smith at California, (9-29-84),
- 3, by Ken Taylor vs. Santa Clara, (11-16-82),
- 3, by Tim Kearse at Stanford, (9-18-82),
- 3, by Stacey Bailey at Fresno State, (10-3-81),
- 3, by Mervyn Fernandez at Fresno State (10-3-81),
- 3, by Gerald Willhite at California, (9-26-81),
- 3, by Mark Nichols at CS Long Beach, (10-27-79),
- 3, by Rick Parma at Pacific, (11-11-78).

Game, Opponent:

- 3, by Jeb Putzier, Boise State (11-17-01),
- 3, by Ryan Dennard, Arizona State (9-29-01),
- 3, by Alex Van Dyke, Nevada (11-18-95).

Bowl Game:

- 3, by Mervyn Fernandez vs. Toledo, (12-19-81).

Season:

- 15, by Chandler Jones (2013).

Career:

- 29, by Chandler Jones (2010-13).

MOST CONSECUTIVE GAMES WITH A TOUCHDOWN RECEPTION

- 6, by Bailey Gaither (2019).

ALL-PURPOSE RUNNING

Game:

- 355 (80 rushing, 201 receiving, 10 punt returns, 64 kickoff returns), by Charles Pauley, vs. Nevada, (11-10-01).

Bowl Game:

- 243 (164 rushing, 44 receiving, 35 kickoff returns), by Sheldon Canley vs. Central Michigan, (California Raisin Bowl, 12-8-90).

Season:

- 2,637 (1,601 rushing, 334 receiving, 105 punt returns, 597 kickoff returns) by Tyler Ervin (2015).

Career:

- 6,015 (2,803 rushing, 783 receiving, 186 punt returns, 2,374 kickoff returns) by Tyler Ervin (2011-12-13-14-15).

SCORING

MOST POINTS SCORED

Quarter:

- 18, by Jarmar Julien, at Nevada (10-28-00, 4th quarter),
- 18, by Casey Le Blanc, vs. Hawai'i (11-6-99, 4th quarter),
- 18, by Deoncé Whitaker, vs. Saint Mary's (9-18-99, 1st quarter).

Quarter, Opponent:

- 18, by Keenan Reynolds, Navy (11-21-13, overtime)

Game:

- 30 (5 touchdowns), by Deoncé Whitaker, vs. Saint Mary's (9-18-99).

Game, Opponent:

- 42 (7 touchdowns), by Keenan Reynolds, Navy 11-21-13).

Bowl Game:

- 20 (3 touchdowns, 1 2-pt. PAT), by Mervyn Fernandez, vs. Toledo (California Bowl, 12-19-81).

Season:

- 116, by Johnny Johnson, Jr. (1988).

Career:

- 339, by Austin Lopez (105 in 2012, 105 in 2013, 63 in 2014, 66 in 2015).

MOST SEASONS SCORING 100 OR MORE POINTS

- 2, by Austin Lopez (105 in 2012, 205 in 2013).

MOST TOUCHDOWNS SCORED

Game:

- 5, by Deoncé Whitaker vs. Saint Mary's (9-18-99)

Season:

- 19, by Johnny Johnson, Jr. (1988).

Career:

- 36, by Deoncé Whitaker (1998-99-00-01).

MOST WAYS TO SCORE A TOUCHDOWN

INDIVIDUAL RECORDS

Career:

5 (rushing, receiving, kickoff return, interception return, punt return), by Trestin George (eight TD's in 2002-03-04-05),
5 (rushing, receiving, kickoff return, interception return, punt return), by Walt Roberts (13 TD's in 1961-62-63).

MOST FIELD GOALS MADE

Game:

4, by Matt Mercurio vs. Boise State (12-19-20),
4, by Matt Mercurio at Hawai'i (11-9-19),
4, by Matt Mercurio at Army West Point (10-26-19),
4, by Matt Mercurio vs. New Mexico (10-4-19),
4, by Austin Lopez vs. UNLV (10-4-14),
4, by Austin Lopez at Navy (9-22-12),
4, by Jens Alvernik (11-12-11).

Game, Opponent:

5, by Dene Garner, Utah State (9-21-85),
5, by Rafael Septien, Louisiana-Lafayette (11-22-74).

Season:

22 (22 of 27), by Austin Lopez (2013).

Career:

61 (61 of 85) by Austin Lopez (2012-13-14-15).

MOST CONSECUTIVE FIELD GOALS MADE

Game:

4, by Matt Mercurio vs. Boise State (12-19-20),
4, by Matt Mercurio at Hawai'i (11-9-19),
4, by Matt Mercurio at Army West Point (10-26-19),
4, by Matt Mercurio vs. New Mexico (10-4-19),
4, by Austin Lopez vs. UNLV (10-4-14),
4, by Austin Lopez at Navy (9-22-12),
4, by Jens Alvernik at Utah State (11-12-11).

Season:

17, by Austin Lopez (2012).

Career:

23, by Austin Lopez (17 in 2012, 6 in 2013).

MOST CONSECUTIVE FIELD GOALS MADE AT THE START OF A CAREER

23, by Austin Lopez (17 in 2012, 6 in 2013).

BEST FIELD GOAL PERCENTAGE

Game:

100.0% (4 of 4),
by Matt Mercurio vs. Boise State (12-19-20),
by Matt Mercurio at Hawai'i (11-9-19),
by Matt Mercurio at Army West Point (10-26-19),
by Austin Lopez at Navy (9-22-12).

Season:

100.0%, (17 of 17), by Austin Lopez (2012).

LONGEST FIELD GOAL MADE

Game:

60 yards by Joe Nedney at Wyoming, (10-3-92).

MOST FIELD GOALS MADE 50 OR MORE YARDS

Game:

1, by several, last by Bryce Crawford, 52 yards, vs. Wyoming (11-25-17).

Season:

5, by Bryce Crawford (2017).

Career:

6, by Bryce Crawford (2015-18).

MOST FIELD GOALS MADE 40 OR MORE YARDS

Game:

3, by Austin Lopez, 47 yards, 1st quarter, 44 yards, 2nd quarter & 50 yards, 2nd quarter, at Nevada (11-16-13).

Season:

10 (10-of-12), by Austin Lopez (2013).

Career:

18 (18 of 31), by Austin Lopez (2012-13-14-15).

MOST KICKING PAT'S

Game:

10 (10 of 10), Jeff Carr vs. Rice (10-2-04).

Game, Opponent:

10 (10 of 10), Tyler Jones, Boise State (10-24-03).

Season:

54 (54 of 57), by Austin Lopez (2012).

Career:

156 (156 of 162) by Austin Lopez (2012-13-14-15).

MOST CONSECUTIVE KICKING PAT'S

Game:

10 (10 of 10), Jeff Carr vs. Rice (10-2-04).

Game, Opponent:

10 (10 of 10), Tyler Jones, Boise State (10-24-03).

Season:

40 (40 of 40) by Jeff Carr (2004).

Career:

52 (12 in 2003, 40 in 2004), by Jeff Carr (2003-04).

BEST PAT PERCENTAGE

Game:

100.0 %, (10 of 10), by Jeff Carr vs. Rice (10-2-04).

Season:

100.0%, (40 of 40) by Jeff Carr (2004),
100.0%, (33 of 33) by David Silberstein (1998),
100.0%, (28 of 28) by David Bowen (1990),
100.0%, (27 of 27) by Austin Lopez (2014).

MOST KICK SCORING POINTS

Game:

16 (3 FG's, 7 PAT's), by Joe Nedney vs. Pacific, (10-19-91).

Season:

105, by Austin Lopez (2013),
105, by Austin Lopez (2012).

Career:

339, by Austin Lopez (2012-13-14-15).

MOST 2-POINT PAT'S

Game:

2, by Tim Crawley, vs. Wyoming (10-26-13),
2, by Walt Roberts, vs. Pacific (11-30-63),
2, by Ken Berry, at Fresno State (11-16-63),
2, by Bob Bonds, at Fresno State (11-16-63).

MOST 2-POINT DEFENSIVE PAT'S

Game:

1, by Duke Ihenacho, vs. Hawai'i (10-14-11).

PUNTING

MOST PUNTS

Game:

17 (630 yards), by Jim Vernes at Wyoming, (10-25-69).

Season:

82 (3,105 yards), by Joe Hicks (1972).

Career:

249 (9,669 yards), by Jeff Cunningham (1973-74-75-76).

MOST PUNTING YARDS

Game:

630 yards (17 punts), by Jim Vernes at Wyoming, (10-25-69).

Season:

3,329 yards (73 punts), by Michael Carrizosa (2017).

Career:

9,907 yards (225 punts), by Michael Carrizosa (2014-15-16-17).

AVERAGE YARDS PER PUNT

Game: (Minimum of 5)

58.6 (341 yards on 5 punts), by Harrison Waid at Colorado State, (10-1-11).

Season: (Minimum of 40)

47.5 (2,280 yards on 48 punts), by Michael Carrizosa (2015).

Career: (Minimum of 100)

44.0 (9,907 yards on 225 punts), by Michael Carrizosa (2014-15-16-17).

LONGEST PUNT

Game: 80 yards, by Leroy Zimmerman vs. UC Santa Barbara, (10-14-38).

Game, Opponent:

80 yards, by Jeff Carter, Long Beach State, (9-21-83).
80 yards, by Craig Holworthy, Fresno State, (11-16-63).

MOST PUNTS 60 OR MORE YARDS

Game:

3 (71, 74, 72), by Joe Furlow at Air Force, (8-31-96).

Season:

7, by Joe Furlow (1996).

PUNT RETURNS

MOST PUNT RETURNS

Game:

9 (45 yards), by Scott Wells vs. UNLV (10-15-88).

Season:

46 (265 yards), by Scott Wells (1988).

Career:

83 (493 yards), by K.C. Clark (1983-84-85-86).

MOST PUNT RETURN YARDAGE

Game:

150 (7 returns) by Omarr Smith at UTEP, (10-18-97).

Season:

366 yards (37 returns) by Heshimu Colar (1990).

Career:

575 (60 returns) by Jimmie Lassiter (1970-71-72).

MOST PUNTS RETURNED FOR A TOUCHDOWN

Bowl Game:

1, by Tyler Ervin, vs. Georgia State, (12-19-15).

Season:

3, Bill Hubbard (1928).

Career:

3, Bill Hubbard (1926-27-28).

LONGEST PUNT RETURN FOR A TOUCHDOWN

91 yards by Jerry Colletto at Oregon, (11-2-63).

INDIVIDUAL RECORDS

KICKOFF RETURNS

MOST KICKOFF RETURNS

Game:
9 (149 yards), by Sheldon Canley at Miami (Fla.), (10-14-89).

Season:
51 (1,214 yards), by Deoncé Whitaker (1998).

Career:
101, (2,374 yards), by Tyler Ervin (2011-12-13-14-15).

MOST KICKOFF RETURN YARDAGE

Game:
205 yards (5 returns), by James Reed vs. Wyoming (10-5-96).

Season:
1,214 yards (51 returns), by Deoncé Whitaker (1998).

Career:
2,374 yards (101 returns), by Tyler Ervin (2011-12-13-14-15).

MOST KICKOFF RETURNS FOR A TOUCHDOWN

Season:
2, by Tyler Ervin (2012),
2, by Charles Pauley (2002),
2, by Jimmie Lassiter (1970).

Career:
3, by Tyler Ervin (2011-12-13-14-15).

LONGEST KICKOFF RETURN FOR A TOUCHDOWN

102 yards by Jimmie Lassiter at California, (9-25-71),
100 yards by Tim Kearse vs. CS Long Beach, (10-16-82),
100 yards by Bob Triplett at California, (10-2-76).

INTERCEPTION RETURNS

MOST PASS INTERCEPTIONS

Game:
3, by Bené Benwikere vs. Louisiana Tech (11-24-12),
3, by Dwight Lowery vs. Cal Poly (9-23-06),
3, by Josh Powell vs. Idaho (11-26-05),
3, by Gerald Jones at Stanford (9-14-02),
3, by Omarr Smith vs. Hawai'i (11-15-97),
3, by Troy Jensen vs. Louisiana Tech, (10-23-93),
3, by Don Dambacher vs. Mexico (9-10-49).

Game, Opponent:
3, by Nate Kvamme, Colorado State (10-11-97).

Season:
9, by Dwight Lowery (2006).

Career:
14, by Bené Benwikere (2010-11-12-13),
14, by Gerald Jones (2002-03),
14, by Sherman Cocroft (1982-83),
14, by Ken Thomas (1979-80-81-82).

MOST CONSECUTIVE GAMES WITH AN INTERCEPTION

4, by Bené Benwikere (2013),
4, James Orth (2011),
4, Dwight Lowery (2006),
4, Gerald Jones (2002),
4, Sherman Cocroft (1983).

MOST INTERCEPTION YARDAGE

Game:
99, by Gerald Jones vs. Nevada, (9-18-03).

Game, Opponent:
178, by Tommy Williams, Cal State Fullerton (1988).

Season:
178, by Gerald Jones (6 interceptions) (2003).

Career:
391 (14 interceptions), by Ken Thomas (1979-80-81-82).

MOST INTERCEPTIONS RETURNED FOR A TOUCHDOWN

Game:
1, by many, last by Dakari Monroe, vs. UNLV, (10-27-18).

Game, Opponent:
2, by Dameron Babers, Nevada (11-11-17),
2, by Nate Kvamme, Colorado State (10-11-97),
2, by Tommy Williams, Cal State Fullerton (11-12-88).

Season:
3, by Ken Thomas (1979).

Career:
5, by Ken Thomas (1979-80-81-82).

MOST CONSECUTIVE GAMES RETURNING AN INTERCEPTION FOR A TOUCHDOWN

Game:
2, by Duke Ihenacho (2008),
2, by Jay Taylor (1987),
2, by Ken Thomas (1979).

DEFENSE

MOST TOTAL TACKLES

Game:
27 (15 primary & 12 assists) by Frank Manumaleuga at Colorado (9-23-78).

Game, Opponent:
23 (9 unassisted, 14 assisted) by Del Lyles, Utah State (9-28-91).

Bowl Game:
18 (11 primary & 7 assists) by Matt Castelo vs. New Mexico (New Mexico Bowl, 12-23-06),
18 (12 primary & 6 assists) by Yepi Pauu vs. Eastern Michigan (California Bowl, 12-12-87),
18 (14 primary & 4 assists) by Dave Chaney vs. Memphis State (Pasadena Bowl, 12-18-71).

Season:
232 (107 primary & 125 assists) by Randy Gill (1977).

Career:
527 (297 primary & 230 assists) by Dave Chaney (1969-70-71).

CONSECUTIVE GAMES WITH 20 OR MORE TACKLES (Since 2000)

2, by Keith Smith (21 at Minnesota, 9-21-13,
20 vs. Utah State, 9-27-13).

MOST PRIMARY TACKLES

Game:
21, by Dave Chaney vs. Fresno State, (11-21-70).

Game, Opponent:
15, by Donnell Porter, UNLV, (10-31-92).

Season:
125, by Dave Chaney (1970).

Career:
297, by Dave Chaney (1969-70-71).

MOST ASSISTED TACKLES

Game:
18, by Ezekiel Staples vs. Rice (10-2-04),
18, by Randy Gill at California (10-1-77).

Game, Opponent:
16, Chris Tsangaris, Long Beach State (9-21-91).

Season:
125, by Randy Gill (1977).

Career:
242, by Keith Smith (2010-11-12-13).

MOST TACKLES FOR LOSS

Game:
6.0, by Travis Johnson, vs. UC Davis (9-7-12),
6.0, by Carl Ihenacho, at New Mexico State (10-18-08),
6.0, by Bob Overly, vs. UNLV (9-5-81).

Game, Opponent:
5.0, by Dontay Moch, Nevada (10-9-10),
5.0, by Willie Howard, Stanford (10-2-99).

Season:
24.5, by Bob Overly (1981).

Career:
49.0, by Travis Johnson (2009-10-11-12).

MOST QUARTERBACK SACKS

Game:
4.0, by Cade Hall, vs. Nevada (10-29-22),
4.0, by Cade Hall, vs. UNLV (10-14-20),
4.0, by Travis Johnson, vs. UC Davis (9-7-12),
4.0, by Travis Johnson, vs. Idaho (11-5-11),
4.0, by Raymond Bowles, vs. UNLV (11-2-91),
4.0, by Lyneil Mayo, at Stanford (9-30-89),
4.0, by Bob Overly, at Stanford (9-19-81).

Season:
17.0, by Bob Overly (1981).

Career:
32.0, by Travis Johnson (2009-10-11-12).

MOST FORCED FUMBLES

Game:
2, by Carl Ihenacho, vs. UC Davis (8-30-08),
2, by Philip Perry, at Hawai'i (11-02-02),
2, by Philip Perry, at Washington (9-07-02).

Bowl Game:
2, by Matt Castelo (New Mexico Bowl, 12-23-06).

Season:
7, by Philip Perry (2002).

MOST FUMBLES RECOVERED

Season:
5, by Rayford Roberson (1976).

Career:
11, by Rayford Roberson (1975-78),
11, by Carl Ekern (1972-75).

LONGEST FUMBLE RETURN

95, by Troy Jensen, at Stanford (9-26-92)

MOST PASSES DEFENSED (Interceptions + Passes Broken Up)

Game:
5, by Dasheon Frierson, at Hawai'i (10-5-13).

Game, Opponent:
4, by Kevin Millhouse, Hawai'i (11-3-01),
4, by Lawson, Long Beach State (10-13-90).

Season:
23, by Omarr Smith (1997).

Career:
44, by Omarr Smith (1995-96-97-98).

TEAM RECORDS

WINS

MOST WINS

Season: 13 (1939).

MOST CONSECUTIVE WINS

Season: 13 (1939).
Two seasons: 13 (12-4-37 through 11-27-38),
13 (9-23-40 through 9-26-41).

MOST HOME WINS

Season: 10 (1939).

MOST ROAD WINS

Season: 7 (7 wins, 0 losses), (1940).

MOST CONSECUTIVE HOME WINS

Season: 10 (1939).
Two seasons: 16 (9-23-38 through 11-30-39).

MOST CONSECUTIVE ROAD WINS

Season: 7 (1940).
Multiple seasons: 11 (9-24-39 through 10-24-41).

RUSHING

MOST ATTEMPTS

Game: 71, vs. Santa Clara (10-7-50).
Opp., game: 81, by Rice (10-16-99).
Season: 509 (1971).
Opp., season: 686 (2017).

MOST YARDS GAINED RUSHING

Game: 487, vs. UC Santa Barbara
(10-21-49).
Opp., game: 570, by Rice (10-2-04).
Season: 2,478 (1952).
Opp., season: 3,710 (2017).

AVERAGE RUSHING YARDS GAINED PER GAME

Season: 275.4 (1952).
Opp., season: 285.4 (2017).

AVERAGE YARDS GAINED PER ATTEMPT

Game: 11.3 (464 yards on 41 attempts),
vs. Tulsa (10-27-01).
Opp., game: 9.0 (559 yards on 62 attempts),
by Washington (11-16-96).
Season: 5.6 (1952).
Opp., season: 6.1 (2009).

MOST RUSHING TOUCHDOWNS

Game: 13, vs. Mexico (9-10-49).
Opp., game: 8, by Nevada (11-8-09),
8, by Boise State (11-13-04),
8, by Rice (10-2-04).
Season: 41 (1952).
Opp., season: 45 (2005).

PASSING

MOST PASSES ATTEMPTED

Game: 67, at Stanford (9-6-03).
Opp., game: 75, by Hawai'i (10-12-07).
Bowl game: 63, vs. Toledo (12-19-81).
Season: 496 (2013).
Opp., season: 475 (2002).

MOST PASSES COMPLETED

Game: 42, vs. Navy (11-22-13).
Opp., game: 44, by Hawai'i (10-12-07).
Bowl game: 43, vs. Toledo (12-19-81).
Season: 336 (2012).

MOST PASSING YARDS

Game: 577, vs. Fresno State (11-29-13).
Opp., game: 565, by Nevada (11-10-01).
Season: 4,325 (2012).
Opp., season: 3,906 (2002).

AVERAGE PASSING YARDS GAINED PER GAME

Season: 355.9 (2013).
Opp., season: 300.5 (2002).

MOST PASSING TOUCHDOWNS

Game: 7, at UTEP (11-8-03),
7, at Fresno State (10-3-81).
Opp., game: 5, by Fresno State (11-20-99).
Season: 35, (2012, 2013).
Opp., season: 32, (2002).

HIGHEST PERCENTAGE OF PASSES

COMPLETED (Minimum of 20 pass attempts)
Game: 88.5 (23 of 26), at Stanford (9-20-08).
Opp., game: 83.3 (20 of 24), by California
(9-7-96).
Season: 71.8 (336 of 468), (2012).
Opp., season: 62.9 (256 of 407), (2005).

MOST PASSES HAD INTERCEPTED

Game: 6, vs. Fresno State (11-21-70),
6, vs. New Mexico (11-1-69),
6, at Fresno State (11-20-65).
Season: 30 (1969).
Opp., season: 33 (1949).

FEWEST PASSES HAD INTERCEPTED

Season: 6 (2003).
Opp., season: 6 (1999), (1962), (1956).

TOTAL OFFENSE

MOST PLAYS

Game: 106, at CS Long Beach (10-27-79).
Opp., game: 101, by Hawai'i (10-12-07),
101, by California (10-6-90).
Season: 974 (1978).
Opp., season: 1,045 (2017).

MOST YARDS GAINED

Game: 849, vs. Nevada (11-10-01).
Opp., game: 791, by Nevada (11-10-01).
Season: 5,919 (2013).
Opp., season: 6,491 (2017).

AVERAGE YARDS GAINED PER PLAY

Game: 10.7, at Pacific (11-13-76).
Opp., game: 9.3, by Nevada (11-10-01).
Season: 7.6 (1986).
Opp., season: 6.9 (1996, 2001).

AVERAGE YARDS GAINED PER GAME

Season: 493.2 (2013).
Opp., season: 500.8 (2001).

FIRST DOWNS

MOST FIRST DOWNS

Game: 36, vs. Fresno State (11-29-13).
Opp., game: 35, by Colorado (9-11-99).
Season: 295 (2013, 12 games).
Opp., season: 320 (2002, 13 games).

FEWEST FIRST DOWNS

Game: 4, at Arizona State (9-15-84).
Opp., game: 4, by UNLV (11-19-88).

SCORING

MOST POINTS SCORED

Quarter: 35 (second quarter), at UTEP
(11-8-03).
Opp., quarter: 35 (first quarter), by Baylor
(9-10-94).
Half: 48 (1st half, 13-35), at UTEP
(11-8-03).
Opp., half: 49 (1st half, 35-14), by Baylor
(9-10-94).
Overtime: 14, vs. Navy (11-22-13).
Overtime, Opponent:
20, by Navy (11-22-13).
Game: 70, vs. Rice (10-2-04),
103, vs. Mexico (9-10-49).
Opp., game: 79, by Stanford Frosh (1923),
77, by Boise State (10-24-03).
Two Consecutive Games:
114 - 62, vs. Fresno State (11-29-13)
& 52, vs. Navy (11-22-13).
175 - 71, vs. Mexico (12-4-48)
& 104 vs. Mexico (9-10-49).
Two Consecutive Games, Opponent:
115 - 54, by Utah (9-16-17)
& 61, by Utah State (9-23-17).
Season: 452 (2012, 13 games),
457* (1949, 12 games).
Opp., season: 542 (2017, 13 games).

MOST TOUCHDOWNS SCORED

Game: 10, vs. Rice (10-2-04),
10, at UTEP (11-8-03),
16, vs. Mexico (9-10-49).
Opp., game: 10, by Boise State (10-24-03),
10, by Stanford (9-21-68).
Season: 57 (17 rushing, 35 passing,
2 kickoff return, 2 fumble returns,
1 interception return) (2012),
71* (1949).
Opp., season: 65 (2005).
* - includes a 103-0 win over the University of Mexico

MOST TOUCHDOWNS SCORED BY RUSHING AND PASSING

Season: 52 (2012).
Opp., season: 62 (2005).

HIGHEST SCORING TIE

Game: 48-48, vs. Utah State (9-10-79).

LOWEST SCORING TIE

Game: 0-0, 10 times, last at Fresno State
(11-14-41).

ONE-SIDED WIN

Game: 59-0, vs. College of Idaho (9-20-37).

TEAM RECORDS

ONE-SIDED LOSS

Game: 79-0, by Stanford Frosh (1923).

COME-FROM-BEHIND WIN

Game: 70-63 (trailed 34-7 in the second quarter), vs. Rice (10-2-04).

MOST POINTS SCORED BY TWO TEAMS

Quarter: 61 (fourth quarter - San José State 34, Hawai'i 27), (11-5-99).

Half: 83 (first half - San José State 42, Fresno State 41), (11-29-13).

Game: 133 (San José State 70, Rice 63), (10-2-04).

FEWEST POINTS ALLOWED

Season: 29 (1939).

FEWEST TOUCHDOWNS ALLOWED

Season: 3 (1939).

MOST SHUTOUTS

Season: 8 (1939).

MOST CONSECUTIVE GAMES SCORING

135 (9-23-72 through 9-8-84).

KICK SCORING

MOST FIELD GOALS MADE

Game: 4, seven times, most recent, vs. Boise State (12-19-20).

Opp., game: 5, at Utah State (9-21-85).

Season: 22 (2013).

MOST KICKING PAT'S

Game: 10, vs. Rice (10-2-04).

Opp., game: 10, by Boise State (10-24-03).

Season: 54 (2012).

Opp., season: 58 (2005).

CONSECUTIVE KICKING PAT'S

Game: 10, vs. Rice (10-2-04).

Opp., game: 10, by Boise State (10-24-03).

Season: 40, (40 for 40), 2005.

All-Time: 58, (12 for 12, 40 for 40, 6 for 6), 2003-05,
58, (2 for 2, 33 for 33, 23 for 23), 1997-99.

MOST KICK SCORING POINTS

Game: 16, vs. Pacific (10-19-91).

Season: 108 (2012).

PUNTING

MOST PUNTS

Game: 17 (630 yards), at Wyoming (10-25-69).

Season: 86 (3,726 yards), (2017).

Opp., season: 92 (3,677 yards), (1981).

FEWEST PUNTS

Game: 0, at Hawai'i (11-09-19)

0, vs. Hawai'i (11-15-14),

0, at Hawai'i (11-18-06).

Opp., game: 0, last by Hawai'i (11--09-19).

Two teams, game: 0, San Jose State at Hawai'i (11-09-19)

Season: 34 (1,444 yards), (1960).

Opp., season: 33 (1,356 yards), (2001).

MOST PUNTING YARDS

Game: 630 yards (17 punts), at Wyoming (10-25-69).

Season: 3,726 (86 punts), (2017).

NET PUNTING AVERAGE

Season: 42.4 (2,280 yards on 48 punts), (2015).

KICKOFF RETURNS

MOST KICKOFF RETURNS

Game: 14 (200 yards) at BYU (11-25-67).

Season: 70 (1,479 yards), (2010).

MOST KICKOFF RETURN YARDAGE

Game: 253 (7 returns) at San Diego State (9-22-12).

Opp., game: 208 (5 returns) by UTEP (10-16-01).

Season: 1,479 (70 returns), (2010).

PUNT RETURNS

MOST PUNT RETURNS

Game: 8 (57 yards) vs. Utah State (10-11-86).

Season: 52 (293 yards), (1988).

MOST PUNT RETURN YARDAGE

Game: 150 (7 returns) at UTEP, (10-18-97).

Season: 445 (51 returns), (1990).

DEFENSE

FEWEST YARDS ALLOWED

Game: Minus-11 vs. Mexico (12-4-48),
5, vs. Texas A&I (9-18-39).

Opp., game: 39, by Wyoming (10-25-69).

Season: 927 (1939).

FEWEST YARDS ALLOWED PER GAME

Season: 71.3 (1939).

FEWEST RUSHING YARDS ALLOWED

Game: Minus-49, vs. San Diego State (11-6-71).

Opp., game: Minus-52, by Wyoming (11-4-67).

Season: 724 (1986).

FEWEST PASSING YARDS ALLOWED

Game: Minus-25, vs. Fresno State (11-24-39).

Opp., game: 3, by Oregon (9-20-75).

Season: 727 (1953).

FEWEST PASSING YARDS ALLOWED PER GAME

Season: 88 (1953).

INTERCEPTIONS

MOST INTERCEPTIONS

Game: 6, vs. Hawai'i (11-15-97),

6, vs. Louisiana Tech (10-23-83).

Season: 33 (481 yards), (1949).

MOST INTERCEPTION YARDAGE

Game: 153, at SMU (10-7-00).

Opp., game: 205, by CS Fullerton (11-12-88).

Season: 481 (33 interceptions), (1949).

INTERCEPTIONS RETURNED FOR A

TOUCHDOWN

Game: 2, last at New Mexico State (10-18-08).

Opp., Game: 2, last by Louisiana Tech (10-18-08).

Season: 6 (2000).

FEWEST INTERCEPTIONS

Season: 6 (1999), (1962), (1956).

CONSECUTIVE GAMES INTERCEPTING A PASS

Team: 13 (10-20-01 through 10-5-02).

QUARTERBACK SACKS

Game: 13, vs. Pacific (11-14-81).

Opp: 13, by Utah State (10-13-12)

Season: 58 (1986).

Season, fewest: 7 (1981).

FUMBLES

MOST FUMBLES

Game: 8, vs. CS Fullerton (10-3-85).

Opp., game: 11, by Arizona State (11-7-70).

Season: 46 (1954).

Opp., season: 44 (1950).

MOST FUMBLES LOST

Game: 5, vs. CS Fullerton (11-15-80),
5, at Stanford (9-16-78).

Opp., game: 8, by Arizona State (11-7-70).

Season: 27 (1954).

Opp., season: 27 (1969).

FEWEST FUMBLES LOST

Season: 3 (2007).

TURNOVERS

FEWEST LOST

Season: 9
(2022, 12 games, 7 int., 2 fum.)
(2020, 8 games, 9 int.)

MOST GAINED

Season: 44 (12 fumbles, 32 interceptions) (1939).

PENALTIES

MOST PENALTIES

Game: 24 (199 yards), vs. Fresno State (10-4-86).

Opp., game: 21 (202 yards), by California (9-7-96),

21 (163 yards), by San Diego State (11-14-98).

Season: 133 (999 yards), (1987).

FEWEST PENALTIES

Game: 0, last at Brigham Young (10-8-11).

Opp., game: 0, last by Navy (9-29-12).

Season: 40 (378 yards) (2011).

MOST PENALTY YARDAGE

Game: 199 yards (24 penalties), vs. Fresno State (10-4-86).

Opp., game: 202 yards (21 penalties), by California (9-7-96).

Season: 1,187 (131 penalties), (1986).

LEAST PENALTY YARDAGE

Game: 0 yards, last at Brigham Young (10-8-11).

HEAD COACH BRENT BRENNAN

BRENT BRENNAN

Head Football Coach



2020 Coaching Honors & Accolades

- Lombardi Foundation College Coach of the Year
- Mountain West Coach of the Year
- American Football Coaches Association Region V Coach of the Year
- Fifth in the Associated Press Coach of the Year balloting with three first-place votes
- Semifinalist for the Eddie Robinson (FWAA) and George Munger (Maxwell Club) Coach of the Year awards

Brent Brennan, a San Jose native and second-generation Spartan, is in his seventh season as the San José State University football head coach in 2023 and led the Spartans to a 7-5 record in 2023 and 2022 including a trip to the Famous Idaho Potato Bowl. Brennan is the first head coach to lead the Spartans to three bowl games and it's the first time the Spartans have ever gone to three bowl games in four years.

In 2022, SJSU led the country with only six turnovers during the regular season and +12 overall in the regular season which led the Mountain West Conference. Viliami Fehoko was named Mountain West Defensive Player of the Year and is the second under Brennan to do so following Cade Hall in 2020. In the past three seasons, the Spartans have had 33 players with Mountain West honors and two defensive players of the year. Quarterback Chevan Cordeiro led the Mountain West with 3,251 yards passing and 23 throwing touchdowns. He also led the Mountain West with 31 total touchdowns. The 23 passing touchdowns were the most under Brennan in a season and the nine quarterback rushing touchdowns are a SJSU modern day record. Wide receiver Elijah Cooks ended the campaign with 10 touchdowns which is the most under Brennan and had 1,076 yards on the season. It was the second time under Brennan that a quarterback threw for over 3,000 yards and a wide receiver had over 1,000 yards receiving.

In 2020, Brennan led the Spartans to a 7-1 record with their first Mountain West Conference championship and first league title of any kind since sharing the 1991 Big West Conference championship and first outright crown since winning the Big West in 1990. The Spartans were back in the post-season bowl picture for the first time since 2015 and ranked in the final Associated Press poll since 2012 (24).

The Spartans ended the 2020 season at the Offerpad Arizona Bowl while playing the fifth toughest schedule of the season according to the NCAA.

San Jose State's .875 winning percentage from its 7-1 record was the third best in school history and best by a Spartan team since 1940. The Spartans were one of the last four undefeated teams in the Football Bowl Subdivision (FBS) in 2020. Brennan became the first San Jose State football coach to receive votes in the Associated Press' coach of the year balloting with three first place votes and a fifth-place finish. He was a semifinalist for the Football Writers Association of America (FWAA) Eddie Robinson Coach of the Year Award and the George Munger Coach of the Year Award conveyed by the Maxwell Football Club of Philadelphia.

Brent Brennan year-by-year in coaching

Year	Team	Assignment
2023	San José State	Head Coach (7-5)
2022	San José State	Head Coach (7-5)
2021	San José State	Head Coach (5-7)
2020	San José State	Head Coach (7-1) Mountain West Champions
2019	San José State	Head Coach (5-7)
2018	San José State	Head Coach (1-11)
2017	San José State	Head Coach (2-11)
2016	Oregon State	Outside Receivers Coach
2015	Oregon State	Wide Receivers Coach
2014	Oregon State	Wide Receivers Coach
2013	Oregon State	Wide Receivers Coach
2012	Oregon State	Wide Receivers Coach
2011	Oregon State	Wide Receivers Coach
2010	San José State	Wide Receivers Coach
2009	San José State	Offensive Tackles & Tight Ends Coach/ Special Teams Coordinator
2008	San Jose State	Tight Ends Coach/Special Teams Coordinator
2007	San José State	Tight Ends Coach/Special Teams Coordinator
2006	San José State	Wide Receivers Coach/Recruiting Coordinator
2005	San José State	Wide Receivers Coach/Recruiting Coordinator
2004	Cal Poly	Assistant Coach
2003	Cal Poly	Assistant Coach
2002	Cal Poly	Assistant Coach
2001	Cal Poly	Assistant Coach
2000	Arizona	Graduate Assistant
1999	Washington	Graduate Assistant
1998	Hawai'i	Graduate Assistant

Bowl Game Participation

- 2022 Famous Idaho Potato Bowl (coach)
- 2020 Arizona Bowl (coach)
- 2013 Hawai'i Bowl (coach)
- 2012 Alamo Bowl (coach)
- 2006 New Mexico Bowl (coach)
- 1998 Holiday Bowl (coach)
- 1993 Rose Bowl (player)
- 1991 John Hancock Sun Bowl (player)



collegepressbox
SINCE 2005 EVERYTHING BUT THE PREGAME MEAL

2024

NATIONAL CHAMPIONSHIP

JANUARY 8 | HOUSTON

133 Teams
10 Conferences
42 Bowls
25 Awards

collegepressbox is the official
media website for Division I football

Access and download game notes, quotes, statistics, media guides,
headshots, logos and more for all FBS schools, conferences,
postseason games, awards and the College Football Playoff

For access, please register for an account at:
collegepressbox.com/register

 [collegepressbox](https://twitter.com/collegepressbox)

 [collegepressboxvideo](https://www.youtube.com/collegepressboxvideo)

SJSU UNOFFICIAL DEPTH CHART

OFFENSE

QB	2 Chevan Cordeiro	6-1	196	Sr.
	9 Jay Butterfield	6-6	225	So-R.
Or	10 Tyler Voss	6-3	190	Fr-R.
RB	32 Kairee Robinson	5-7	195	Sr.
	23 Jabari Bates	5-6	170	Fr-R.
Or	7 Quali Conley	5-10	207	Jr.
TE	88 Sam Olson	6-3	242	Jr-R.
	86 Skylar Loving-Black	6-3	245	Sr.
WR	12 Malikh Miller	6-4	209	Jr-R.
	15 Matthew Coleman	6-0	170	Fr-R.
WR	4 Charles Ross	6-1	171	Jr-R.
	30 Assani Berkeley	6-0	187	So-R.
WR	3 Nick Nash	6-3	198	Jr-R.
	0 Isaac Jernagin	5-10	182	Jr.
LT	70 Malik Williams	6-5	307	So-R.
	72 Nate Hale	6-5	291	Fr.
LG	71 Tyler Ostrom	6-2	305	Gr.
	78 Jake Steele	6-4	306	Fr-R.
C	74 Anthony Pardue	6-4	317	Gr.
	67 Kai Davison	6-1	279	So-R.
RG	61 Marist Talavou	6-3	327	Jr-R.
	71 Tyler Ostrom	6-2	305	Gr.
RT	54 Jaime Navarro	6-3	310	Gr.
	70 Malik Williams	6-5	307	So-R.

DEFENSE

DE	3 Tre Smith	6-5	255	So-R.
	23 Justin Stearns	6-2	240	Fr-R.
NT	96 Jay Kakiva	6-4	307	Gr.
Or	42 Soane Toia	6-0	280	Jr.
DE	4 Noah Lavulo	6-2	260	Sr.
	94 Mata Hola	6-2	265	So-R.
LB	9 Matthew Tago	6-2	223	Sr-R.
	41 Taniela Latu	6-1	237	Jr.
LB	6 Bryun Parham	5-11	212	Jr.
	44 Jordan Cobbs	6-1	234	Jr-R.
LB	10 Jordan Pollard	6-0	200	So.
	35 Charles Rogers	6-1	218	Sr.
LB	41 Taniela Latu	6-1	237	Jr.
	9 Matthew Tago	6-2	223	Sr-R.
CB	25 Michael Dansby	5-11	181	So.
	8 Jay'Vion Cole	5-10	175	So.
S	22 Tre Jenkins	5-11	216	Gr.
	27 Andrew Jenkins	5-9	194	Gr.
S	1 Chase Williams	6-1	200	Sr-R.
	29 Jalen Apalit-Williams	6-1	197	So-R.
CB	7 Kenyon Reed	5-10	176	Jr-R.
	2 DJ Harvey	5-11	190	So-R.

SPECIAL TEAMS

K	11 Kyler Halvorsen	5-10	183	Jr.
Or	49 Taren Schive	5-10	182	Jr.
P	99 Alex Weir	6-0	195	Sr.
KO	11 Kyler Halvorsen	5-10	183	Jr.
Or	49 Taren Schive	5-10	182	Jr.
LS	51 Andrew Gonnevill	6-1	217	Sr.
KR	23 Jabari Bates	5-6	170	Fr-R.
Or	0 Isaac Jernagin	5-10	182	Jr.
PR	2 DJ Harvey	5-11	190	So-R.
Or	15 Matthew Coleman	6-0	170	Fr-R.

SJSU unofficial depth chart compiled by communications staff as of 12/18/23

LAST BOWL GAME - 2022 FAMOUS IDAHO POTATO BOWL



Team Statistics report
Eastern Mich. vs San Jose St. (Dec 20, 2022)

Date: Dec 20, 2022
Site: Boise,
Stadium: Albertsons St
Attendance:

FULL GAME	EMU	SJSU
FIRST DOWNS	22	24
Rushing	10	6
Passing	11	17
Penalty	1	1
NET YARDS RUSHING	118	132
Rushing Attempts	41	25
Average Per Rush	2.9	5.3
Rushing Touchdowns	3	1
Yards Gained Rushing	158	145
Yards Lost Rushing	40	13
NET YARDS PASSING	298	366
Completions-Attempts-Int	18-30-1	26-46-3
Average Per Attempt	9.9	8.0
Average Per Completion	16.6	14.1
Passing Touchdowns	2	3
TOTAL OFFENSE YARDS	416	498
Total offense plays	71	71
Average Gain Per Play	5.9	7.0
Fumbles: Number-Lost	2-1	0-0
Penalties: Number-Yards	2-30	6-55
PUNTS-YARDS	4-165	2-64
Average Yards Per Punt	41.2	32.0
Net Yards Per Punt	41.2	32
Inside 20	0	0
50+ Yards	1	0
Touchbacks	0	0
Fair catch	1	2
KICKOFF-YARDS	7-453	5-291
Average Yards Per Kickoff	64.7	58.2
Net Yards Per Kickoff	39.9	40.6
Touchbacks	6	2
Fair Catch Yards	0	0
Punt returns: Number-Yards-TD	0-0-0	0-0-0
Average Per Return	0.0	0.0
Kickoff returns: Number-Yds-TD	3-38-0	1-24-0
Average Per Return	12.7	24.0
Interceptions: Number-Yds-TD	3-32-0	1-0-0
Fumble Returns: Number-Yds-TD	0-0-0	0-0-0
Miscellaneous Yards	87	0
Possession Time	33:03	26:57
1st Quarter	06:28	08:32
2nd Quarter	10:03	04:57
3rd Quarter	08:30	06:30
4th Quarter	08:02	06:58
Third-Down Conversions	6-14	5-13
Fourth-Down Conversions	2-2	1-3
Red-Zone Scores-Chances	3-4	3-4
Touchdowns	3-4	3-4
Field goals	0-4	0-4
Sacks By: Number-Yards	2-9	3-28
PAT Kicks	4-4	3-4
2Pts Conversions	1-1	0-0
Field Goals	1-1	0-1
Points off Turnover	14	0

BOISE, Idaho - Chevan Cordeiro threw for 366 yards and three touchdowns and ran for another, plus Isaiah Hamilton caught a season-best five passes for a career-high 137 yards and one touchdown to lead San José State (7-5, 5-3 MW) in a 41-27 loss against Eastern Michigan (9-4, 5-3 MAC) in the Famous Idaho Potatoes Bowl on Tuesday afternoon.

- Cordeiro became the first Spartans quarterback to throw for more than 3,000 yards in a season since Josh Love in 2019.
- Cordeiro became the first Spartans quarterback to rush for nine touchdowns in a season in the modern era.
- Cordeiro's 366 passing yards were a single-game season high for the Spartans quarterback.
- For Cordeiro, it was his third game of the season with three or more passing touchdowns and his sixth consecutive game of at least two touchdown passes.
- Elijah Cooks became the first Spartans receiver to garner more than 1,000 receiving yards in a season since Tre Walker in 2019.
- For Hamilton, the 137 receiving yards were a single-game career high.
- The Spartans generated 498 yards of total offense which were the most in a single game by the Spartans this season.
- Justin Lockhart had his first touchdown of the season.
- Bryun Parham amassed his third sack of the season.
- Rico Tolefree picked up his first sack of the season.
- Michael Dansby collected his second career interception.
- Nick Nash caught his first touchdown of his career.
- Kyle Harmon recorded his fourth sack of the season and his first forced fumble and first fumble recovery of the season.

Individual Statistics report
Eastern Mich. vs San Jose St. (Dec 20, 2022)

Date: Dec 20, 2022
Site: Boise, Idaho
Stadium: Albertsons Stadium
Attendance: 10122

FULL GAME										
EASTERN MICH.										
RUSHING										
	No.	Gain	Loss	Net	TD	Lg	Avg			
Samson Evans	25	85	3	82	2	13	3.3			
Jaylon Jackson	7	54	0	54	1	31	7.7			
TEAM	2	0	2	-2	0	0	-1.0			
Taylor Powell	7	19	35	-16	0	7	-2.3			
Totals:	41	158	40	118	3	31	2.9			
PASSING										
	C-A-I	Yds	TD	Long	Sack					
Taylor Powell	18-30-1	298	2	58	3					
Totals:	18-30-1	298	2	58	3					
RECEIVING										
	TAR	No.	Yards	YAC	TD	Long				
Darius Lassiter	8	6	108	43	2	45				
Dylan Drummond	5	3	85	47	0	58				
Tanner Krue	3	3	40	6	0	21				
Gunnar Oakes	4	2	27	19	0	19				
Hassan Beydoun	2	2	22	13	0	13				
Samson Evans	1	1	10	9	0	10				
Andreas Paaske	4	1	6	0	0	6				
Totals:	27	18	298	137	2	58				
PUNTING										
	No.	Yds	Avg	Long	In20	TB				
Mitchell Tomasek	4	165	41.2	53	0	0				
Totals:	4	165	41.2	53	0	0				
RETURNS										
	Punt	Kickoff	Intercept							
	No	Yds	Lg	No	Yds	Lg	No	Yds	Lg	
Jaylon Jackson	0	0	2	20	13	0	0	0	0	
Elijah Jackson-Anderson	0	0	0	18	18	0	0	0	0	
Luka Cameron	0	0	0	0	0	1	7	7		
Joshua Scott	0	0	0	0	0	1	0	0		
Russell Vaden	0	0	0	0	0	1	25	25		
Totals:	0	0	0	3	38	18	3	32	25	
FIELD GOALS										
	Qtr	Time	Dist	Result						
Jesus Gomez	3rd	08:23	51	GOOD						
KICKOFFS										
	No.	Yards	Avg	TB	OB					
Brady Pott	7	453	64.7	6	0					
ALL-PURPOSE										
	Rush	Rcv	KR	PR	IR	Total				
Darius Lassiter	0	108	0	0	0	108				
Samson Evans	82	10	0	0	0	92				
Dylan Drummond	0	85	0	0	0	85				
Jaylon Jackson	54	0	20	0	0	74				

FUMBLES
Eastern Mich. - Taylor Powell 2-1
San Jose St. - None

SAN JOSE ST.										
RUSHING										
	No.	Gain	Loss	Net	TD	Lg	Avg			
Kairee Robinson	14	59	3	56	0	14	4.0			
Chevan Cordeiro	9	60	10	50	1	27	5.6			
Nick Nash	2	26	0	26	0	20	13.0			
Totals:	25	145	13	132	1	27	5.3			
PASSING										
	C-A-I	Yds	TD	Long	Sack					
Chevan Cordeiro	26-44-2	366	3	37	2					
Elijah Cooks	0-1-1	0	0	0	0					
TEAM	0-1-0	0	0	0	0					
Totals:	26-46-3	366	3	37	2					
RECEIVING										
	TAR	No.	Yards	YAC	TD	Long				
Elijah Cooks	11	6	93	43	0	25				
Isaiah Hamilton	7	5	137	6	1	37				
Nick Nash	7	4	51	12	1	17				
Isaac Jernagin	4	3	19	29	0	8				
Kairee Robinson	3	3	17	20	0	7				
Justin Lockhart	3	2	12	2	1	8				
Malkhi Miller	3	2	11	3	0	8				
Jackson Canaan	4	1	26	11	0	26				
Charles Ploss	3	0	0	0	0	0				
Totals:	45	26	366	126	3	37				
PUNTING										
	No.	Yds	Avg	Long	In20	TB				
Travis Berhant	1	27	27.0	27	0	0				
Alex Weir	1	37	37.0	37	0	0				
Totals:	2	64	32.0	37	0	0				
RETURNS										
	Punt	Kickoff	Intercept							
	No	Yds	Lg	No	Yds	Lg	No	Yds	Lg	
Isaac Jernagin	0	0	0	1	24	24	0	0	0	
Michael Dansby	0	0	0	0	0	1	0	0	0	
Totals:	0	0	0	1	24	24	1	0	0	
FIELD GOALS										
	Qtr	Time	Dist	Result						
Taren Schive	1st	10:27	46	MISSED						
KICKOFFS										
	No.	Yards	Avg	TB	OB					
Taren Schive	5	291	58.2	2	0					
ALL-PURPOSE										
	Rush	Rcv	KR	PR	IR	Total				
Isaiah Hamilton	0	137	0	0	0	137				
Elijah Cooks	0	93	0	0	0	93				
Nick Nash	26	51	0	0	0	77				
Kairee Robinson	56	17	0	0	0	73				



2023-24 San Jose St. Football
Game Results
All games

Team Results

	Date	Opponent		Score	Overall	Conf	Time	Attend
	08/26/2023	at Southern California	L	28-56	0-1	0-0	3:27	63411
	09/03/2023	Oregon St.	L	17-42	0-2	0-0	3:14	20337
	09/09/2023	Cal Poly	W	59-3	1-2	0-0	3:42	14224
	09/16/2023	at Toledo	L	17-21	1-3	0-0	3:19	20039
*	09/22/2023	Air Force	L	20-45	1-4	0-1	3:05	16124
*	10/07/2023	at Boise St.	L	27-35	1-5	0-2	3:37	37491
*	10/14/2023	at New Mexico	W	52-24	2-5	1-2	3:06	13027
*	10/21/2023	Utah St.	W	42-21	3-5	2-2	3:11	15028
*	10/28/2023	at Hawaii	W	35-0	4-5	3-2	3:02	11486
*	11/11/2023	Fresno St.	W	42-18	5-5	4-2	3:24	18886
*	11/18/2023	San Diego St.	W	24-13	6-5	5-2	2:52	16225
*	11/25/2023	at UNLV	W	37-31	7-5	6-2	2:58	25554



**2023-24 San Jose St. Football
Team Game-by-Game
All games**

Date	Opponent	Rushing				Receiving				Passing				Kick Returns				Punt Returns				tot off
		no.	yds	td	lg	no.	yds	td	lg	cmp-att-int	yds	td	lg	no.	yds	td	lg	no.	yds	td	lg	
08/26/2023	at Southern California	27	198	1	57	21	198	3	32	21-39-0	198	3	32	3	53	0	27	0	0	0	0	396
09/03/2023	Oregon St.	22	56	1	21	25	232	1	29	25-42-0	232	1	29	2	16	0	16	0	0	0	0	288
09/09/2023	Cal Poly	43	267	5	45	15	205	2	38	15-23-0	205	2	38	0	0	0	0	1	75	1	75	472
09/16/2023	at Toledo	29	40	1	15	24	228	1	39	24-41-1	228	1	39	1	14	0	14	3	8	0	9	268
09/22/2023	Air Force	17	115	3	33	24	239	0	33	24-35-1	239	0	33	5	81	0	20	1	1	0	1	354
10/07/2023	at Boise St.	26	104	3	21	23	325	0	63	23-38-1	325	0	63	0	0	0	0	0	0	0	0	429
10/14/2023	at New Mexico	32	259	4	68	8	272	2	61	8-17-0	272	2	61	3	39	0	20	2	54	1	44	531
10/21/2023	Utah St.	51	251	3	22	15	119	3	29	15-20-0	119	3	29	0	0	0	0	0	0	0	0	370
10/28/2023	at Hawaii	45	217	3	52	16	251	2	35	16-26-0	251	2	35	0	0	0	0	0	0	0	0	468
11/11/2023	Fresno St.	43	313	2	47	9	146	3	41	9-18-0	146	3	41	0	0	0	0	0	0	0	0	459
11/18/2023	San Diego St.	29	181	2	57	15	174	1	42	15-20-1	174	1	42	2	20	0	20	0	0	0	0	355
11/25/2023	at UNLV	40	233	2	46	19	249	2	56	19-26-0	249	2	56	1	21	0	21	1	18	0	18	482
San Jose St.		404	2234	30	68	214	2638	20	63	214-345-4	2638	20	63	17	244	0	27	8	156	2	75	4872
Opponents		446	2075	23	68	199	2180	16	83	199-326-12	2180	16	83	28	371	1	96	8	77	0	35	4255

San Jose St. Averages

Games	Avg/ rush	Avg/ catch	Pass effic	KR avg	PR avg	All purpose avg/game	Total offense avg/game
12	5.5	12.3	143.1	14.4	19.5	458.5	406.0

Date	Opponent	Tackles			Sacks no-yds	Fumble ff-fr-yds	Pass Defense			blkd kick	PAT attempts			off					
		ua	a	total			tfl-yds	int-yds	qbh		brup	kick	rush	rcv	saf	t/o	pts		
08/26/2023	at Southern California	46	2	48	4.0-26	2-23	0	0-0	0-0	1	2	0	4-4	0	0	0	0	0	28
09/03/2023	Oregon St.	40	18	58	3.0-9	1-7	0	0-0	0-0	1	2	1	2-2	0	0	0	0	0	17
09/09/2023	Cal Poly	35	24	59	9.0-20	2-9	2	2-0	1-0	5	2	0	8-8	0	0	0	10	59	
09/16/2023	at Toledo	21	36	57	3.0-13	1-10	0	2-0	1-6	0	5	0	2-2	0	0	0	14	17	
09/22/2023	Air Force	37	62	99	3.0-4	0-0	0	0-0	0-0	0	0	0	2-3	0	0	0	0	20	
10/07/2023	at Boise St.	34	22	56	4.0-17	2-9	2	2-0	1-5	1	3	0	3-3	0	0	0	21	27	
10/14/2023	at New Mexico	33	30	63	3.0-8	1-2	0	0-0	1-0	2	6	1	7-7	0	0	0	7	52	
10/21/2023	Utah St.	37	22	59	8.0-32	1-16	0	1-0	2-26	2	3	0	6-6	0	0	0	7	42	
10/28/2023	at Hawaii	29	8	37	7.0-41	4-32	0	1-0	2-51	5	4	0	5-5	0	0	0	0	35	
11/11/2023	Fresno St.	29	42	71	11.0-44	5-32	0	0-0	2-113	1	6	0	6-6	0	0	0	14	42	
11/18/2023	San Diego St.	34	36	70	6.0-16	3-11	0	0-0	2-29	3	1	0	3-3	0	0	0	0	24	
11/25/2023	at UNLV	26	48	74	3.0-16	1-13	1	1-0	0-0	0	3	0	4-4	0	0	0	3	37	
San Jose St.		401	350	751	64.0-246	23-164	5	9-0	12-230	21	37	2	52-53	0	0	0	76	400	
Opponents		368	338	706	60.0-220	19-124	10	4-0	4-120	14	42	0	40-40	0	1	0	17	309	

Date	Opponent	Punting										Field Goals			Kickoffs			
		no.	yds	avg	long	blkd	tb	fc	50+	i20	md-att	long	blkd	no.	yds	avg	tb	ob
08/26/2023	at Southern California	7	320	45.7	56	0	2	0	1	1	0-0	0	0	4	240	60.0	2	0
09/03/2023	Oregon St.	3	91	30.3	36	0	0	1	0	2	1-1	41	0	3	119	39.7	0	0
09/09/2023	Cal Poly	2	78	39.0	40	0	0	1	0	0	1-1	27	0	9	467	51.9	3	0
09/16/2023	at Toledo	5	205	41.0	56	0	0	3	1	2	1-2	37	0	4	159	39.8	0	0
09/22/2023	Air Force	2	68	34.0	38	0	0	1	0	0	0-0	0	0	4	251	62.8	1	0
10/07/2023	at Boise St.	4	178	44.5	54	0	1	1	1	1	2-2	33	0	6	354	59.0	3	0
10/14/2023	at New Mexico	2	95	47.5	51	0	1	1	1	0	1-2	39	0	9	545	60.6	2	0
10/21/2023	Utah St.	3	148	49.3	54	0	0	2	2	2	0-1	0	0	7	417	59.6	2	0
10/28/2023	at Hawaii	2	110	55.0	60	0	1	0	2	1	0-1	0	0	6	350	58.3	0	1
11/11/2023	Fresno St.	5	210	42.0	55	0	0	3	1	3	0-0	0	0	7	292	41.7	0	0
11/18/2023	San Diego St.	2	75	37.5	39	0	0	2	0	1	1-1	35	0	4	248	62.0	2	0
11/25/2023	at UNLV	4	130	32.5	44	0	1	2	0	2	3-3	30	0	8	386	48.3	1	0
San Jose St.		41	1708	41.7	60	0	6	17	9	15	10-14	41	0	71	3828	53.9	16	1
Opponents		47	1964	41.8	75	2	3	20	9	16	7-10	46	0	57	3354	58.8	17	3



**2023-24 San Jose St. Football
Opponents Game-by-Game
All games**

Date	Opponent	Rushing				Receiving				Passing				Kick Returns				Punt Returns				tot off
		no.	yds	td	lg	no.	yds	td	lg	cmp-att-int	yds	td	lg	no.	yds	td	lg	no.	yds	td	lg	
08/26/2023	at Southern California	34	160	3	37	24	341	4	76	24-35-0	341	4	76	1	96	1	96	3	66	0	35	501
09/03/2023	Oregon St.	35	197	3	28	22	276	3	31	22-28-0	276	3	31	2	16	0	9	1	8	0	8	473
09/09/2023	Cal Poly	33	94	0	11	13	74	0	12	13-24-1	74	0	12	3	33	0	14	1	-1	0	0	168
09/16/2023	at Toledo	36	229	1	37	13	92	1	17	13-23-1	92	1	17	4	1	0	1	2	1	0	4	321
09/22/2023	Air Force	73	400	6	34	2	28	0	22	2-2-0	28	0	22	0	0	0	0	0	0	0	0	428
10/07/2023	at Boise St.	42	262	3	68	13	230	2	83	13-24-1	230	2	83	1	12	0	12	0	0	0	0	492
10/14/2023	at New Mexico	36	129	2	16	18	262	1	41	18-30-1	262	1	41	2	19	0	19	0	0	0	0	391
10/21/2023	Utah St.	33	104	1	17	17	160	2	25	17-29-2	160	2	25	2	25	0	14	1	3	0	3	264
10/28/2023	at Hawaii	20	52	0	17	20	146	0	21	20-37-2	146	0	21	1	1	0	1	0	0	0	0	198
11/11/2023	Fresno St.	31	83	0	15	23	225	2	39	23-41-2	225	2	39	4	31	0	13	0	0	0	0	308
11/18/2023	San Diego St.	41	183	1	39	15	117	0	15	15-24-2	117	0	15	2	34	0	21	0	0	0	0	300
11/25/2023	at UNLV	32	182	3	61	19	229	1	68	19-29-0	229	1	68	6	103	0	35	0	0	0	0	411
Opponents		446	2075	23	68	199	2180	16	83	199-326-12	2180	16	83	28	371	1	96	8	77	0	35	4255
San Jose St.		404	2234	30	68	214	2638	20	63	214-345-4	2638	20	63	17	244	0	27	8	156	2	75	4872

Opponents Averages

Games	Avg/ rush	Avg/ catch	Pass effic	KR avg	PR avg	All purpose avg/game	Total offense avg/game
12	4.7	11.0	126.0	13.3	9.6	401.9	354.6

Date	Opponent	ua	Tackles			Sacks no-yds	Fumble ff fr-yds	Pass Defense			blkd kick	PAT attempts			off			
			a	total	tfl-yds			int-yds	qbh	brup		kick	rush	rcv	saf	t/o	pts	
08/26/2023	at Southern California	41	12	53	7.0-41	1-22	1	0-0	0-0	1	4	0	8-8	0	0	0	0	56
09/03/2023	Oregon St.	32	26	58	5.0-21	3-17	3	1-0	0-0	1	6	0	6-6	0	0	0	0	42
09/09/2023	Cal Poly	31	30	61	6.0-20	1-9	0	0-0	0-0	0	1	0	0-0	0	0	0	0	3
09/16/2023	at Toledo	28	36	64	7.0-37	5-35	0	0-0	1-25	3	8	0	3-3	0	0	0	7	21
09/22/2023	Air Force	26	26	52	2.0-2	0-0	1	0-0	1-51	2	2	0	6-6	0	0	0	7	45
10/07/2023	at Boise St.	32	18	50	5.0-19	3-16	0	0-0	1-0	2	6	0	5-5	0	0	0	0	35
10/14/2023	at New Mexico	23	22	45	3.0-9	0-0	0	0-0	0-0	1	6	0	3-3	0	0	0	0	24
10/21/2023	Utah St.	41	36	77	9.0-27	3-13	2	2-0	0-0	0	2	0	3-3	0	0	0	0	21
10/28/2023	at Hawaii	39	20	59	7.0-22	2-9	1	1-0	0-0	0	2	0	0-0	0	0	0	0	0
11/11/2023	Fresno St.	26	26	52	3.0-6	1-3	1	0-0	0-0	1	1	0	1-1	0	1	0	0	18
11/18/2023	San Diego St.	29	20	49	3.0-6	0-0	0	0-0	1-44	3	2	0	1-1	0	0	0	3	13
11/25/2023	at UNLV	20	66	86	3.0-10	0-0	1	0-0	0-0	0	2	0	4-4	0	0	0	0	31
Opponents		368	338	706	60.0-220	19-124	10	4-0	4-120	14	42	0	40-40	0	1	0	17	309
San Jose St.		401	350	751	64.0-246	23-164	5	9-0	12-230	21	37	2	52-53	0	0	0	76	400

Date	Opponent	no.	yds	Punting						Field Goals			Kickoffs					
				avg	long	blkd	tb	fc	50+	i20	md-att	long	blkd	no.	yds	avg	tb	ob
08/26/2023	at Southern California	2	83	41.5	42	0	0	2	0	0	0-0	0	0	9	554	61.6	0	1
09/03/2023	Oregon St.	2	40	20.0	40	1	0	1	0	0	0-0	0	0	7	426	60.9	3	0
09/09/2023	Cal Poly	6	271	45.2	66	0	0	3	2	4	1-1	24	0	1	60	60.0	0	1
09/16/2023	at Toledo	5	225	45.0	47	0	0	0	0	4	0-1	0	0	4	220	55.0	1	0
09/22/2023	Air Force	1	35	35.0	35	0	0	0	0	0	1-1	30	0	8	453	56.6	2	0
10/07/2023	at Boise St.	3	161	53.7	71	0	1	1	1	0	0-1	0	0	6	390	65.0	6	0
10/14/2023	at New Mexico	7	278	39.7	59	1	0	3	3	3	1-1	41	0	5	306	61.2	2	0
10/21/2023	Utah St.	5	245	49.0	75	0	0	3	2	1	0-0	0	0	4	150	37.5	1	1
10/28/2023	at Hawaii	7	250	35.7	44	0	0	3	0	3	0-0	0	0	1	64	64.0	0	0
11/11/2023	Fresno St.	6	234	39.0	46	0	1	4	0	1	1-1	31	0	4	245	61.3	1	0
11/18/2023	San Diego St.	1	48	48.0	48	0	1	0	0	0	2-2	46	0	4	243	60.8	0	0
11/25/2023	at UNLV	2	94	47.0	58	0	0	0	1	0	1-2	34	0	4	243	60.8	1	0
Opponents		47	1964	41.8	75	2	3	20	9	16	7-10	46	0	57	3354	58.8	17	3
San Jose St.		41	1708	41.7	60	0	6	17	9	15	10-14	41	0	71	3828	53.9	16	1



2023-24 San Jose St. Football
Overall Team Statistics
All games

Team Statistics

	SJSU	OPP
Scoring	400	309
Points per game	33.3	25.8
Points Off Turnovers	76	17
First Downs	248	233
Rushing	112	115
Passing	116	108
Penalty	20	10
Rushing Yardage	2234	2075
Yards gained rushing	2487	2311
Yards lost rushing	253	236
Rushing attempts	404	446
Average per rush	5.5	4.7
Average per game	186.2	172.9
TDs Rushing	30	23
Passing Yardage	2638	2180
Comp-Att-Int	214-345-4	199-326-12
Average per pass	7.6	6.7
Average per catch	12.3	11.0
Average per game	219.8	181.7
TDs Passing	20	16
Total offense	4872	4255
Total plays	749	772
Average per play	6.5	5.5
Average per game	406.0	354.6
Kick returns: #-Yards	17-244	28-371
Punt returns: #-Yards	8-156	8-77
Int returns: #-Yards	12-230	4-120
Kick return average	14.4	13.3
Punt return average	19.5	9.6
Int return average	19.2	30.0
Fumbles-Lost	14-4	12-9
Penalties-Yards	66-553	70-604
Average per game	46.1	50.3
Punts-Yards	41-1708	47-1964
Average per punt	41.7	41.8
Net punt average	37.0	37.6
Kickoffs-Yards	71-3828	57-3354
Average per kick	53.9	58.8
Net kick average	38.0	40.0
Time of possession / game	31:09	28:51
3rd-down conversion	65/142	70/159
3rd-down pct	46%	44%
4rd-down conversion	6/17	19/28



2023-24 San Jose St. Football
Overall Team Statistics
All games

	SJSU	OPP
4rd-down pct	35%	68%
Sacks by-Yards	23-164	19-124
Misc Yards	0	0
Touchdowns scored	53	41
Field goals - attempts	10-14	7-10
On-Side kicks	2-3	0-3
Red-zone scores	(44-54) 81%	(35-36) 97%
Red-zone touchdowns	(34-54) 63%	(29-36) 81%
PAT-attempts	(52-53) 98%	(40-40) 100%
2-point conversion-attempts	(0-0) 0%	(1-1) 100%
Attendance	100824	171008
Games / Avg per game	6/16804	6/28501
Neutral site games	-	0/0

Score by Periods

Team	1st	2nd	3rd	4th	OT	TOT
San Jose St.	96	123	104	77	0	400
Opponents	37	107	63	102	0	309



2023-24 San Jose St. Football
Overall Defense Statistics
All games

Team Defense

##	Player	gp	Tackles				tfl/yds	Sacks	Pass defense			Fumbles		blkd	
			ua	a	tot	no-yds		int-yds	brup	qbh	fr-yds	ff	kick	saf	
6	Bryun Parham	12	50	44	94	5-24	2.5-19	1-20	3	3	2-0	1	.	.	
10	Jordan Pollard	12	47	26	73	4-7	.	2-16	.	.	1-0	1	.	.	
22	Tre Jenkins	12	36	26	62	1-1	.	2-15	4	
3	Tre Smith	12	24	34	58	8.5-57	5.5-54	.	.	4	.	1	.	.	
1	Chase Williams	12	25	20	45	1-4	.	1-0	2	
4	Noah Lavulo	12	17	27	44	7-20	3.5-14	.	.	5	
41	Taniela Latu	11	20	24	44	5-11	.	.	.	2	
96	Jay Kakiva	12	14	26	40	5.5-15	2.5-12	
42	Soane Toia	12	16	18	34	7-36	5-33	
8	Jay'Vion Cole	12	23	10	33	3-9	1-7	3-66	10	.	1-0	.	.	.	
7	Kenyon Reed	12	27	6	33	4-18	1-7	.	3	
2	DJ Harvey	11	22	6	28	1.5-2	.	.	5	
9	Matthew Tago	12	8	18	26	2.5-6	.	1-15	3	2	
44	Jordan Cobbs	11	12	8	20	0.5-1	.	.	1	
25	Michael Dansby	7	10	5	15	1-2	.	1-98	3	
35	Charles Rogers	12	3	7	10	1-2	
5	Jaylan Lawson	9	2	7	9	1-0	1	.	.	
91	Quincy Likio	11	6	3	9	0.5-0	.	.	.	1	
27	Andrew Jenkins	12	5	4	9	.	.	1-0	1	1	1-0	.	.	.	
23	Justin Stearns	11	6	2	8	3-10	
29	Jalen Apalit-Williams	12	3	4	7	
50	Gafa Faga	9	3	3	6	
97	John Norwood	10	3	3	6	1-11	1-11	1	.	
48	Dejon Roney	12	3	3	6	
38	Elisha Guidry	2	1	3	4	
56	Jairus Satele	9	.	3	3	0.5-1	
17	Zavion Reese	4	1	2	3	
34	Dylan Lee	1	1	2	3	1	
92	Natano Woods	2	2	1	3	1-7	1-7	
99	Alex Weir	12	2	.	2	
94	Mata Hola	5	1	1	2	1	
26	Ethan Powell	5	2	.	2	
98	Vaka Hansen	10	.	2	2	0.5-2	
20	Isiah Revis	8	1	1	2	
21	Kayden Collins	10	1	1	2	1-0	.	.	.	
43	Jalen Bainer	8	1	.	1	.	.	.	2	.	1-0	1	.	.	
51	Andrew Gonneville	12	1	.	1	1-0	.	.	.	
79	Fernando Carmona, Jr.	12	1	.	1	
70	Malik Williams	12	1	.	1	
18	Keynan Higgins	10	1	.	
28	Jordan Allen	4	1	



2023-24 San Jose St. Football
Overall Defense Statistics
All games

##	Player	gp	Tackles				Sacks	Pass defense			Fumbles		blkd	
			ua	a	tot	tfl/yds	no-yds	int-yds	brup	qbh	fr-yds	ff	kick	saf
	Totals	12	401	350	751	64-246	23-164	12-230	37	21	9-0	5	2	0
	Opponents	12	368	338	706	60-220	19-124	4-120	42	14	4-0	10	0	0



**2023-24 San Jose St. Football
Team Game Highs
All games**

San Jose St. - Game Highs

RUSHES	51	Utah St. (10/21/2023)
YARDS RUSHING	313	Fresno St. (11/11/2023)
YARDS PER RUSH	8.1	at New Mexico (10/14/2023)
TD RUSHES	5	Cal Poly (09/09/2023)
PASS ATTEMPTS	42	Oregon St. (09/03/2023)
PASS COMPLETIONS	25	Oregon St. (09/03/2023)
YARDS PASSING	325	at Boise St. (10/07/2023)
YARDS PER PASS	16.0	at New Mexico (10/14/2023)
TD PASSES	3 3 3	Fresno St. (11/11/2023) Utah St. (10/21/2023) at Southern California (08/26/2023)
TOTAL PLAYS	71 71	at Hawaii (10/28/2023) Utah St. (10/21/2023)
TOTAL OFFENSE	531	at New Mexico (10/14/2023)
YARDS PER PLAY	10.8	at New Mexico (10/14/2023)
POINTS	59	Cal Poly (09/09/2023)
SACKS BY	5	Fresno St. (11/11/2023)
FIRST DOWNS	25	Utah St. (10/21/2023)
PENALTIES	11	at New Mexico (10/14/2023)
PENALTY YARDS	86	at New Mexico (10/14/2023)
TURNOVERS	2	Utah St. (10/21/2023)
PUNTS	7	at Southern California (08/26/2023)
PUNTING AVG	55.0	at Hawaii (10/28/2023)
LONG PUNT	60	at Hawaii (10/28/2023)
PUNTS INSIDE 20	3	Fresno St. (11/11/2023)
LONG PUNT RETURN	75	Cal Poly (09/09/2023)



2023-24 San Jose St. Football
Opponent Match Highs
All games

Opponent - Game Highs

RUSHES	73	Air Force (09/22/2023)
YARDS RUSHING	400	Air Force (09/22/2023)
YARDS PER RUSH	6.4	at Toledo (09/16/2023)
TD RUSHES	6	Air Force (09/22/2023)
PASS ATTEMPTS	41	Fresno St. (11/11/2023)
PASS COMPLETIONS	24	at Southern California (08/26/2023)
YARDS PASSING	341	at Southern California (08/26/2023)
YARDS PER PASS	14.0	Air Force (09/22/2023)
TD PASSES	4	at Southern California (08/26/2023)
TOTAL PLAYS	75	Air Force (09/22/2023)
TOTAL OFFENSE	501	at Southern California (08/26/2023)
YARDS PER PLAY	7.5	Oregon St. (09/03/2023)
POINTS	56	at Southern California (08/26/2023)
SACKS BY	5	at Toledo (09/16/2023)
FIRST DOWNS	27	Oregon St. (09/03/2023)
PENALTIES	15	at New Mexico (10/14/2023)
PENALTY YARDS	120	at New Mexico (10/14/2023)
TURNOVERS	3	at Hawaii (10/28/2023)
	3	Utah St. (10/21/2023)
	3	at Boise St. (10/07/2023)
	3	at Toledo (09/16/2023)
	3	Cal Poly (09/09/2023)
PUNTS	7	at Hawaii (10/28/2023)
	7	at New Mexico (10/14/2023)
PUNTING AVG	53.7	at Boise St. (10/07/2023)
LONG PUNT	75	Utah St. (10/21/2023)
PUNTS INSIDE 20	4	at Toledo (09/16/2023)
	4	Cal Poly (09/09/2023)
LONG PUNT RETURN	35	at Southern California (08/26/2023)



2023-24 San Jose St. Football
Team Match Lows
All games

San Jose St. - Game Lows

RUSHES	17	Air Force (09/22/2023)
YARDS RUSHING	40	at Toledo (09/16/2023)
YARDS PER RUSH	1.4	at Toledo (09/16/2023)
TD RUSHES	1	at Toledo (09/16/2023)
	1	Oregon St. (09/03/2023)
	1	at Southern California (08/26/2023)
PASS ATTEMPTS	17	at New Mexico (10/14/2023)
PASS COMPLETIONS	8	at New Mexico (10/14/2023)
YARDS PASSING	119	Utah St. (10/21/2023)
YARDS PER PASS	5.1	at Southern California (08/26/2023)
TD PASSES	0	at Boise St. (10/07/2023)
	0	Air Force (09/22/2023)
TOTAL PLAYS	49	San Diego St. (11/18/2023)
	49	at New Mexico (10/14/2023)
TOTAL OFFENSE	268	at Toledo (09/16/2023)
YARDS PER PLAY	3.8	at Toledo (09/16/2023)
POINTS	17	at Toledo (09/16/2023)
	17	Oregon St. (09/03/2023)
SACKS BY	0	Air Force (09/22/2023)
FIRST DOWNS	18	at New Mexico (10/14/2023)
	18	Air Force (09/22/2023)
	18	at Toledo (09/16/2023)
PENALTIES	1	San Diego St. (11/18/2023)
PENALTY YARDS	15	San Diego St. (11/18/2023)
INTERCEPTIONS BY	0	at UNLV (11/25/2023)
	0	Air Force (09/22/2023)
	0	Oregon St. (09/03/2023)
	0	at Southern California (08/26/2023)
PUNTS	2	San Diego St. (11/18/2023)
	2	at Hawaii (10/28/2023)
	2	at New Mexico (10/14/2023)
	2	Air Force (09/22/2023)
	2	Cal Poly (09/09/2023)
PUNTING AVG	30.3	Oregon St. (09/03/2023)
LONG PUNT	36	Oregon St. (09/03/2023)
PUNTS INSIDE 20	0	at New Mexico (10/14/2023)
	0	Air Force (09/22/2023)
	0	Cal Poly (09/09/2023)
LONG PUNT RETURN	0	San Diego St. (11/18/2023)
	0	Fresno St. (11/11/2023)
	0	at Hawaii (10/28/2023)
	0	Utah St. (10/21/2023)
	0	at Boise St. (10/07/2023)
	0	Oregon St. (09/03/2023)
	0	at Southern California (08/26/2023)



2023-24 San Jose St. Football
Opponent Match Lows
All games

Opponent - Game Lows

RUSHES	20	at Hawaii (10/28/2023)
YARDS RUSHING	52	at Hawaii (10/28/2023)
YARDS PER RUSH	2.6	at Hawaii (10/28/2023)
TD RUSHES	0	Fresno St. (11/11/2023)
	0	at Hawaii (10/28/2023)
	0	Cal Poly (09/09/2023)
PASS ATTEMPTS	2	Air Force (09/22/2023)
PASS COMPLETIONS	2	Air Force (09/22/2023)
YARDS PASSING	28	Air Force (09/22/2023)
YARDS PER PASS	3.1	Cal Poly (09/09/2023)
TD PASSES	0	San Diego St. (11/18/2023)
	0	at Hawaii (10/28/2023)
	0	Air Force (09/22/2023)
	0	Cal Poly (09/09/2023)
TOTAL PLAYS	57	at Hawaii (10/28/2023)
	57	Cal Poly (09/09/2023)
TOTAL OFFENSE	168	Cal Poly (09/09/2023)
YARDS PER PLAY	2.9	Cal Poly (09/09/2023)
POINTS	0	at Hawaii (10/28/2023)
SACKS BY	0	at UNLV (11/25/2023)
	0	San Diego St. (11/18/2023)
	0	at New Mexico (10/14/2023)
	0	Air Force (09/22/2023)
FIRST DOWNS	11	Cal Poly (09/09/2023)
PENALTIES	1	San Diego St. (11/18/2023)
	1	Fresno St. (11/11/2023)
PENALTY YARDS	10	San Diego St. (11/18/2023)
INTERCEPTIONS BY	0	at UNLV (11/25/2023)
	0	Fresno St. (11/11/2023)
	0	at Hawaii (10/28/2023)
	0	Utah St. (10/21/2023)
	0	at New Mexico (10/14/2023)
	0	Cal Poly (09/09/2023)
	0	Oregon St. (09/03/2023)
	0	at Southern California (08/26/2023)
PUNTS	1	San Diego St. (11/18/2023)
	1	Air Force (09/22/2023)
PUNTING AVG	20.0	Oregon St. (09/03/2023)
LONG PUNT	35	Air Force (09/22/2023)
PUNTS INSIDE 20	0	at UNLV (11/25/2023)
	0	San Diego St. (11/18/2023)
	0	at Boise St. (10/07/2023)
	0	Air Force (09/22/2023)
	0	Oregon St. (09/03/2023)
	0	at Southern California (08/26/2023)
LONG PUNT RETURN	0	at UNLV (11/25/2023)
	0	San Diego St. (11/18/2023)
	0	Fresno St. (11/11/2023)
	0	at Hawaii (10/28/2023)
	0	at New Mexico (10/14/2023)
	0	at Boise St. (10/07/2023)
	0	Air Force (09/22/2023)
	0	Cal Poly (09/09/2023)



**2023-24 San Jose St. Football
Individual Game Highs
All games**

San Jose St. - Individual Game Highs

RUSHES	21	Kairee Robinson vs Utah St. (10/21/2023)
YARDS RUSHING	200	Kairee Robinson vs Fresno St. (11/11/2023)
TD RUSHES	3	Kairee Robinson at New Mexico (10/14/2023)
LONG RUSH	68	Quali Conley at New Mexico (10/14/2023)
PASS ATTEMPTS	41	Chevan Cordeiro at Toledo (09/16/2023)
PASS COMPLETIONS	24	Chevan Cordeiro vs Air Force (09/22/2023)
	24	Chevan Cordeiro at Toledo (09/16/2023)
YARDS PASSING	325	Chevan Cordeiro at Boise St. (10/07/2023)
TD PASSES	3	Chevan Cordeiro vs Fresno St. (11/11/2023)
	3	Chevan Cordeiro vs Utah St. (10/21/2023)
	3	Chevan Cordeiro at Southern California (08/26/2023)
LONG PASS	63	Chevan Cordeiro at Boise St. (10/07/2023)
RECEPTIONS	7	Nick Nash vs Oregon St. (09/03/2023)
YARDS RECEIVING	99	Nick Nash at Boise St. (10/07/2023)
TD RECEPTIONS	3	Nick Nash at Southern California (08/26/2023)
LONG RECEPTION	63	Kairee Robinson at Boise St. (10/07/2023)
PUNTS	7	Alex Weir at Southern California (08/26/2023)
PUNTING AVG	55.0	Alex Weir at Hawaii (10/28/2023)
LONG PUNT	60	Alex Weir at Hawaii (10/28/2023)
PUNTS INSIDE 20	3	Alex Weir vs Fresno St. (11/11/2023)
LONG PUNT RETURN	75	Matthew Coleman vs Cal Poly (09/09/2023)
LONG KICKOFF RETURN	27	Isaac Jernagin at Southern California (08/26/2023)
TACKLES	13	Taniela Latu vs Air Force (09/22/2023)
	13	Tre Smith vs Air Force (09/22/2023)
	13	Tre Jenkins vs Air Force (09/22/2023)
SACKS	2	Soane Toia vs San Diego St. (11/18/2023)
	2	Noah Lavulo vs Fresno St. (11/11/2023)
TACKLES FOR LOSS	2.5	Tre Smith vs Utah St. (10/21/2023)
	2.5	Tre Smith at Southern California (08/26/2023)



2023-24 San Jose St. Football
Opponent Individual Match Highs
All games

Opponent - Individual Game Highs

RUSHES	33	Emmanuel Michel vs Air Force (09/22/2023)
YARDS RUSHING	167	Ashton Jeanty at Boise St. (10/07/2023)
TD RUSHES	3	Jai'Den Thomas at UNLV (11/25/2023)
	3	Emmanuel Michel vs Air Force (09/22/2023)
LONG RUSH	68	Ashton Jeanty at Boise St. (10/07/2023)
PASS ATTEMPTS	29	Jayden Maiava at UNLV (11/25/2023)
	29	Brayden Schager at Hawaii (10/28/2023)
	29	McCae Hillstead vs Utah St. (10/21/2023)
PASS COMPLETIONS	20	DJ Uiagalelei vs Oregon St. (09/03/2023)
YARDS PASSING	278	Caleb Williams at Southern California (08/26/2023)
TD PASSES	4	Caleb Williams at Southern California (08/26/2023)
LONG PASS	83	Maddux Madsen at Boise St. (10/07/2023)
RECEPTIONS	6	Mac Dalena vs Fresno St. (11/11/2023)
	6	Silas Bolden vs Oregon St. (09/03/2023)
YARDS RECEIVING	170	Eric McAlister at Boise St. (10/07/2023)
TD RECEPTIONS	1	Corey Thompson Jr. at UNLV (11/25/2023)
	1	Mac Dalena vs Fresno St. (11/11/2023)
	1	Jalen Moss vs Fresno St. (11/11/2023)
	1	Jalen Royals vs Utah St. (10/21/2023)
	1	Micah Davis vs Utah St. (10/21/2023)
	1	DJ Washington at New Mexico (10/14/2023)
	1	Eric McAlister at Boise St. (10/07/2023)
	1	Riley Smith at Boise St. (10/07/2023)
	1	Jerjuan Newton at Toledo (09/16/2023)
	1	Jack Velling vs Oregon St. (09/03/2023)
	1	Jeremiah Noga vs Oregon St. (09/03/2023)
	1	Anthony Gould vs Oregon St. (09/03/2023)
	1	Dorian Singer at Southern California (08/26/2023)
	1	Zachariah Branch at Southern California (08/26/2023)
	1	Brenden Rice at Southern California (08/26/2023)
	1	Tahj Washington at Southern California (08/26/2023)
LONG RECEPTION	83	Eric McAlister at Boise St. (10/07/2023)
FIELD GOALS	2	Gabriel Plascencia vs San Diego St. (11/18/2023)
LONG FIELD GOALS	46	Gabriel Plascencia vs San Diego St. (11/18/2023)
PUNTS	7	Matthew Shipley at Hawaii (10/28/2023)
PUNTING AVG	53.7	James Ferguson-Reynolds at Boise St. (10/07/2023)
LONG PUNT	75	Ryan Marks vs Utah St. (10/21/2023)
PUNTS INSIDE 20	4	Emilio Duran at Toledo (09/16/2023)
LONG PUNT RETURN	35	Zachariah Branch at Southern California (08/26/2023)
LONG KICKOFF RETURN	96	Zachariah Branch at Southern California (08/26/2023)
TACKLES	14	MJ Tafisi vs Utah St. (10/21/2023)
SACKS	2	Judge Culpepper at Toledo (09/16/2023)
	2	John McCartan vs Oregon St. (09/03/2023)
TACKLES FOR LOSS	3	Jalen Smith at Hawaii (10/28/2023)
INTERCEPTIONS	1	Chris Johnson vs San Diego St. (11/18/2023)
	1	A'Marion McCoy at Boise St. (10/07/2023)
	1	Trey Taylor vs Air Force (09/22/2023)
	1	Chris McDonald Jr. at Toledo (09/16/2023)



2023-24 San Jose St. Football
Individual Statistics
All games

Rushing

Player	gp	att	gain	loss	net	avg	td	lg	avg/g
Kairee Robinson	11	158	1155	28	1127	7.1	18	52	102.5
Quali Conley	12	127	832	23	809	6.4	8	68	67.4
Chevan Cordeiro	12	74	352	139	213	2.9	3	28	17.8
Isaac Jernagin	12	11	101	17	84	7.6	0	45	7.0
Jabari Bates	12	11	35	5	30	2.7	0	7	2.5
Kayden Collins	10	2	9	0	9	4.5	0	6	0.9
Dominick Mazotti	11	1	0	0	0	0.0	0	0	0.0
Nick Nash	12	1	0	0	0	0.0	0	0	0.0
Keynan Higgins	10	1	0	1	-1	-1.0	0	0	-0.1
Jay Butterfield	4	2	3	5	-2	-1.0	0	3	-0.5
Team	12	16	0	35	-35	-2.2	0	0	-2.9
Total	12	404	2487	253	2234	5.5	30	68	186.2
Opponents	12	446	2311	236	2075	4.7	23	68	172.9

Passing

Player	gp	effic	comp-att-int	pct	yds	td	lg	avg/g
Chevan Cordeiro	12	143.5	207-332-4	62.3	2558	19	63	213.2
Jay Butterfield	4	154.7	7-11-0	63.6	80	1	29	20.0
Nick Nash	12	0.0	0-1-0	0.0	0	0	0	0.0
Team	12	0.0	0-1-0	0.0	0	0	0	0.0
Total	12	143.1	214-345-4	62.0	2638	20	63	219.8
Opponents	12	126.0	199-326-12	61.0	2180	16	83	181.7

Receiving

Player	gp	no.	yds	avg	td	lg	avg/g
Nick Nash	12	47	704	15.0	8	58	58.7
Quali Conley	12	25	264	10.6	0	61	22.0
Dominick Mazotti	11	23	322	14.0	2	44	29.3
Charles Ross	11	23	300	13.0	1	35	27.3
Malikhi Miller	12	21	253	12.0	1	25	21.1
Sam Olson	9	18	214	11.9	2	56	23.8
Kairee Robinson	11	16	197	12.3	2	63	17.9
Isaac Jernagin	12	12	133	11.1	2	42	11.1
Matthew Coleman	11	12	119	9.9	0	29	10.8
Jabari Bates	12	9	32	3.6	0	12	2.7
Skylar Loving-Black	12	4	41	10.3	0	29	3.4
Branden Alvarez	7	2	25	12.5	1	19	3.6
Charles Rogers	12	1	10	10.0	1	10	0.8
Kejuan Bullard, Jr.	8	1	24	24.0	0	24	3.0
Total	12	214	2638	12.3	20	63	219.8
Opponents	12	199	2180	11.0	16	83	181.7

Punt Returns

Player	no.	yds	avg	td	lg
Matthew Coleman	3	137	45.7	1	75
DJ Harvey	5	12	2.4	0	9
Justin Stearns	0	7	0.0	1	7
Total	8	156	19.5	2	75
Opponents	8	77	9.6	0	35

Interceptions

Player	no.	yds	avg	td	lg
Jay'Vion Cole	3	66	22.0	0	51
Tre Jenkins	2	15	7.5	0	9
Jordan Pollard	2	16	8.0	0	11
Andrew Jenkins	1	0	0.0	0	0
Chase Williams	1	0	0.0	0	0
Matthew Tago	1	15	15.0	0	9
Bryun Parham	1	20	20.0	0	20
Michael Dansby	1	98	98.0	1	98
Total	12	230	19.2	1	98
Opponents	4	120	30.0	1	51

Kick Returns

Player	no.	yds	avg	td	lg
Isaac Jernagin	8	118	14.8	0	27
Jabari Bates	7	124	17.7	0	21
DJ Harvey	1	2	2.0	0	2
Kejuan Bullard, Jr.	1	0	0.0	0	0
Total	17	244	14.4	0	27
Opponents	28	371	13.3	1	96

Fumble Returns

Player	no.	yds	avg	td	lg
Bryun Parham	2	0	0.0	0	0
Andrew Jenkins	1	0	0.0	0	0
Andrew Gonnevill	1	0	0.0	0	0
Jalen Bainer	1	0	0.0	0	0
Kayden Collins	1	0	0.0	0	0
Jaylan Lawson	1	0	0.0	0	0
Jordan Pollard	1	0	0.0	0	0
Jay'Vion Cole	1	0	0.0	0	0
Total	9	0	0.0	0	0
Opponents	4	0	0.0	0	0



2023-24 San Jose St. Football
Individual Statistics
All games

Scoring

Player	td	fg	PAT				dpx	saf	pts
			kick	rush	rcv	pass			
Kairee Robinson	20	-	-	-	-	-	-	-	120
Kyler Halvorsen	-	10-14	52-53	-	-	-	-	-	82
Nick Nash	8	-	-	-	-	-	-	-	48
Quali Conley	8	-	-	-	-	-	-	-	48
Sam Olson	3	-	-	-	-	-	-	-	18
Chevan Cordeiro	3	-	-	-	-	-	-	-	18
Dominick Mazotti	2	-	-	-	-	-	-	-	12
Isaac Jernagin	2	-	-	-	-	-	-	-	12
Malikhi Miller	1	-	-	-	-	-	-	-	6
Charles Rogers	1	-	-	-	-	-	-	-	6
Branden Alvarez	1	-	-	-	-	-	-	-	6
Charles Ross	1	-	-	-	-	-	-	-	6
Matthew Coleman	1	-	-	-	-	-	-	-	6
Michael Dansby	1	-	-	-	-	-	-	-	6
Justin Stearns	1	-	-	-	-	-	-	-	6
Total	53	10-14	52-53	0	0	0	0	0	400
Opponents	41	7-10	40-40	0	1	1	0	0	309

Field Goals

Player	fg	pct.	01-19	20-29	30-39	40-49	50-99	lg	blk
Kyler Halvorsen	10-14	71.4	0-0	4-4	5-8	1-2	0-0	41	0
Opponents	7-10	70.0	0-0	2-2	3-3	2-4	0-1	46	0

FG Sequence

Team Name	San Jose St.	Opponents
Oregon St.	(41)	
Cal Poly	(27)	(24)
Toledo	35,(37)	43
Boise St.	(33),(27)	54
New Mexico	30,(39)	(41)
Utah St.	48	
Hawaii	31	
San Diego St.	(35)	(46),(21)
UNLV	(25),(30),(22)	(34),48
Air Force		(30)
Fresno St.		(31)

Numbers in (parentheses) indicate field goal was made

Total Offense

Player	g	plays	rush	pass	total	avg/g
Chevan Cordeiro	12	406	213	2558	2771	230.9
Kairee Robinson	11	158	1127	0	1127	102.5
Quali Conley	12	127	809	0	809	67.4
Isaac Jernagin	12	11	84	0	84	7.0
Jay Butterfield	4	13	-2	80	78	19.5
Jabari Bates	12	11	30	0	30	2.5
Kayden Collins	10	2	9	0	9	0.9
Keynan Higgins	10	1	-1	0	-1	-0.1
Team	12	0	-35	0	-35	-2.9
Total	12	749	2234	2638	4872	406.0
Opponents	12	772	2075	2180	4255	354.6

Punting

Player	no.	yds	avg	lg	tb	fc	i20	50+	blk
Alex Weir	41	1708	41.7	60	6	17	15	9	0
Total	41	1708	41.7	60	6	17	15	9	0
Opponents	47	1964	41.8	75	3	20	16	9	2

Kickoffs

Player	no.	yds	avg	tb	ob	retn	net	ydln
Taren Schive	70	3763	53.8	15	1			
Kyler Halvorsen	1	65	65.0	1	0			
Total	71	3828	53.9	16	1	28	38	26
Opponents	57	3354	58.8	17	3	17	40	25



2023-24 San Jose St. Football
Individual Statistics
All games

All Purpose

Player	g	rush	rcv	pr	kr	ir	total	avg/g
Kairee Robinson	11	1127	197	0	0	0	1324	120.4
Quali Conley	12	809	264	0	0	0	1073	89.4
Nick Nash	12	0	704	0	0	0	704	58.7
Isaac Jernagin	12	84	133	0	118	0	335	27.9
Dominick Mazotti	11	0	322	0	0	0	322	29.3
Charles Ross	11	0	300	0	0	0	300	27.3
Matthew Coleman	11	0	119	137	0	0	256	23.3
Malikhi Miller	12	0	253	0	0	0	253	21.1
Sam Olson	9	0	214	0	0	0	214	23.8
Chevan Cordeiro	12	213	0	0	0	0	213	17.8
Jabari Bates	12	30	32	0	124	0	186	15.5
Michael Dansby	7	0	0	0	0	98	98	14.0
Jay'Vion Cole	12	0	0	0	0	66	66	5.5
Skylar Loving-Black	12	0	41	0	0	0	41	3.4
Branden Alvarez	7	0	25	0	0	0	25	3.6
Kejuan Bullard, Jr.	8	0	24	0	0	0	24	3.0
Bryun Parham	12	0	0	0	0	20	20	1.7
Jordan Pollard	12	0	0	0	0	16	16	1.3
Tre Jenkins	12	0	0	0	0	15	15	1.3
Matthew Tago	12	0	0	0	0	15	15	1.3
DJ Harvey	11	0	0	12	2	0	14	1.3
Charles Rogers	12	0	10	0	0	0	10	0.8
Kayden Collins	10	9	0	0	0	0	9	0.9
Justin Stearns	11	0	0	7	0	0	7	0.6
Keynan Higgins	10	-1	0	0	0	0	-1	-0.1
Jay Butterfield	4	-2	0	0	0	0	-2	-0.5
Team	12	-35	0	0	0	0	-35	-2.9
Total	12	2234	2638	156	244	230	5502	458.5
Opponents	12	2075	2180	77	371	120	4823	401.9



2023-24 San Jose St. Football Combined Team Statistics All games

Team Results

	Date	Opponent		Score	Att.
	08/26/2023	at Southern California	L	28-56	63411
	09/03/2023	Oregon St.	L	17-42	20337
	09/09/2023	Cal Poly	W	59-3	14224
	09/16/2023	at Toledo	L	17-21	20039
*	09/22/2023	Air Force	L	20-45	16124
*	10/07/2023	at Boise St.	L	27-35	37491
*	10/14/2023	at New Mexico	W	52-24	13027
*	10/21/2023	Utah St.	W	42-21	15028
*	10/28/2023	at Hawaii	W	35-0	11486
*	11/11/2023	Fresno St.	W	42-18	18886
*	11/18/2023	San Diego St.	W	24-13	16225
*	11/25/2023	at UNLV	W	37-31	25554

Rushing

Player	gp	att	gain	loss	net	avg	td	lg	avg/g
Kairee Robinson	11	158	1155	28	1127	7.1	18	52	102.5
Quali Conley	12	127	832	23	809	6.4	8	68	67.4
Chevan Cordeiro	12	74	352	139	213	2.9	3	28	17.8
Isaac Jernagin	12	11	101	17	84	7.6	0	45	7.0
Jabari Bates	12	11	35	5	30	2.7	0	7	2.5
Kayden Collins	10	2	9	0	9	4.5	0	6	0.9
Keynan Higgins	10	1	0	1	-1	-1.0	0	0	-0.1
Jay Butterfield	4	2	3	5	-2	-1.0	0	3	-0.5
Team	12	16	0	35	-35	-2.2	0	0	-2.9
Total	12	404	2487	253	2234	5.5	30	68	186.2
Opponents	12	446	2311	236	2075	4.7	23	68	172.9

Passing

Player	gp	effic	comp-att-int	pct	yds	td	lg	avg/g
Chevan Cordeiro	12	143.5	207-332-4	62.3	2558	19	63	213.2
Jay Butterfield	4	154.7	7-11-0	63.6	80	1	29	20.0
Nick Nash	12	0.0	0-1-0	0.0	0	0	0	0.0
Team	12	0.0	0-1-0	0.0	0	0	0	0.0
Total	12	143.1	214-345-4	62.0	2638	20	63	219.8
Opponents	12	126.0	199-326-12	61.0	2180	16	83	181.7

Receiving

Player	gp	no.	yds	avg	td	lg	avg/g
Nick Nash	12	47	704	15.0	8	58	58.7
Quali Conley	12	25	264	10.6	0	61	22.0
Dominick Mazotti	11	23	322	14.0	2	44	29.3
Charles Ross	11	23	300	13.0	1	35	27.3
Malikhi Miller	12	21	253	12.0	1	25	21.1
Sam Olson	9	18	214	11.9	2	56	23.8
Kairee Robinson	11	16	197	12.3	2	63	17.9
Isaac Jernagin	12	12	133	11.1	2	42	11.1
Matthew Coleman	11	12	119	9.9	0	29	10.8
Jabari Bates	12	9	32	3.6	0	12	2.7
Skylar Loving-Black	12	4	41	10.3	0	29	3.4
Branden Alvarez	7	2	25	12.5	1	19	3.6
Charles Rogers	12	1	10	10.0	1	10	0.8
Kejuan Bullard, Jr.	8	1	24	24.0	0	24	3.0
Total	12	214	2638	12.3	20	63	219.8
Opponents	12	199	2180	11.0	16	83	181.7

Game Records

Record	Overall	Home	Away	Neutral
ALL GAMES	7-5	4-2	3-3	0-0
CONFERENCE	6-2	3-1	3-1	0-0
NON-CONFERENCE	1-3	1-1	0-2	0-0

Team Statistics

	SJSU	OPP
First Downs	248	233
Rushing	112	115
Passing	116	108
Penalty	20	10
Rushing Yardage	2234	2075
Rushing attempts	404	446
Average per rush	5.5	4.7
Average per game	186.2	172.9
TDs Rushing	30	23
Passing Yardage	2638	2180
Comp-Att-Int	214-345-4	199-326-12
Average per pass	7.6	6.7
Average per catch	12.3	11.0
Average per game	219.8	181.7
TDs Passing	20	16
Total offense	4872	4255
Average per play	6.5	5.5
Average per game	406.0	354.6
Kick returns: #-Yards	17-244	28-371
Punt returns: #-Yards	8-156	8-77
Int returns: #-Yards	12-230	4-120
Fumbles-Lost	14-4	12-9
Penalties-Yards	66-553	70-604
Punts-Avg	41-41.7	47-41.8
Time of possession / game	31:09	28:51
3rd-down conversion	65/142	70/159
4rd-down conversion	6/17	19/28
PAT-attempts	(52-53) 98%	(40-40) 100%
2-point conversion-attempts	(0-0) 0%	(1-1) 100%

Interceptions

Player	no.	yds	avg	td	lg
Jay Vion Cole	3	66	22.0	0	51
Tre Jenkins	2	15	7.5	0	9
Jordan Pollard	2	16	8.0	0	11
Andrew Jenkins	1	0	0.0	0	0
Chase Williams	1	0	0.0	0	0
Matthew Tago	1	15	15.0	0	9
Bryun Parham	1	20	20.0	0	20
Michael Dansby	1	98	98.0	1	98
Total	12	230	19.2	1	98
Opponents	4	120	30.0	1	51



2023-24 San Jose St. Football Combined Team Statistics All games

Field Goals

Player	fg	pct.	01-19	20-29	30-39	40-49	50-99	lg	blk
Kyler Halvorsen	10-14	71.4	0-0	4-4	5-8	1-2	0-0	41	0
Opponents	7-10	70.0	0-0	2-2	3-3	2-4	0-1	46	0

Scoring

Player	td	fg	PAT						pts
			kick	rush	rcv	pass	dxp	saf	
Kairee Robinson	20	-	-	-	-	-	-	-	120
Kyler Halvorsen	-	10-14	52-53	-	-	-	-	-	82
Nick Nash	8	-	-	-	-	-	-	-	48
Quali Conley	8	-	-	-	-	-	-	-	48
Sam Olson	3	-	-	-	-	-	-	-	18
Chevan Cordeiro	3	-	-	-	-	-	-	-	18
Dominick Mazotti	2	-	-	-	-	-	-	-	12
Isaac Jernagin	2	-	-	-	-	-	-	-	12
Malikhi Miller	1	-	-	-	-	-	-	-	6
Charles Rogers	1	-	-	-	-	-	-	-	6
Branden Alvarez	1	-	-	-	-	-	-	-	6
Charles Ross	1	-	-	-	-	-	-	-	6
Matthew Coleman	1	-	-	-	-	-	-	-	6
Michael Dansby	1	-	-	-	-	-	-	-	6
Justin Stearns	1	-	-	-	-	-	-	-	6
Total	53	10-14	52-53	0	0	0	0	0	400
Opponents	41	7-10	40-40	0	1	1	0	0	309

Score by Periods

Team	1st	2nd	3rd	4th	OT	TOT
San Jose St.	96	123	104	77	0	400
Opponents	37	107	63	102	0	309

Punting

Player	no.	yds	avg	lg	tb	fc	i20	50+	blk
Alex Weir	41	1708	41.7	60	6	17	15	9	0
Total	41	1708	41.7	60	6	17	15	9	0
Opponents	47	1964	41.8	75	3	20	16	9	2

Punt Returns

Player	no.	yds	avg	td	lg
DJ Harvey	5	12	2.4	0	9
Matthew Coleman	3	137	45.7	1	75
Total	8	156	19.5	2	75
Opponents	8	77	9.6	0	35

Kick Returns

Player	no.	yds	avg	td	lg
Isaac Jernagin	8	118	14.8	0	27
Jabari Bates	7	124	17.7	0	21
DJ Harvey	1	2	2.0	0	2
Kejuan Bullard, Jr.	1	0	0.0	0	0
Total	17	244	14.4	0	27
Opponents	28	371	13.3	1	96

All Purpose

Player	g	rush	rcv	pr	kr	ir	total	avg/g
Kairee Robinson	11	1127	197	0	0	0	1324	120.4
Quali Conley	12	809	264	0	0	0	1073	89.4
Nick Nash	12	0	704	0	0	0	704	58.7
Isaac Jernagin	12	84	133	0	118	0	335	27.9
Dominick Mazotti	11	0	322	0	0	0	322	29.3
Charles Ross	11	0	300	0	0	0	300	27.3
Matthew Coleman	11	0	119	137	0	0	256	23.3
Malikhi Miller	12	0	253	0	0	0	253	21.1
Sam Olson	9	0	214	0	0	0	214	23.8
Chevan Cordeiro	12	213	0	0	0	0	213	17.8
Jabari Bates	12	30	32	0	124	0	186	15.5
Michael Dansby	7	0	0	0	0	98	98	14.0
Jay'Vion Cole	12	0	0	0	0	66	66	5.5
Skylar Loving-Black	12	0	41	0	0	0	41	3.4
Branden Alvarez	7	0	25	0	0	0	25	3.6
Kejuan Bullard, Jr.	8	0	24	0	0	0	24	3.0
Bryun Parham	12	0	0	0	0	20	20	1.7
Jordan Pollard	12	0	0	0	0	16	16	1.3
Tre Jenkins	12	0	0	0	0	15	15	1.3
Matthew Tago	12	0	0	0	0	15	15	1.3
DJ Harvey	11	0	0	12	2	0	14	1.3
Charles Rogers	12	0	10	0	0	0	10	0.8
Kayden Collins	10	9	0	0	0	0	9	0.9
Justin Stearns	11	0	0	7	0	0	7	0.6
Keynan Higgins	10	-1	0	0	0	0	-1	-0.1
Jay Butterfield	4	-2	0	0	0	0	-2	-0.5
Total	12	2234	2638	156	244	230	5502	458.5
Opponents	12	2075	2180	77	371	120	4823	401.9

Total Offense

Player	g	plays	rush	pass	total	avg/g
Chevan Cordeiro	12	406	213	2558	2771	230.9
Kairee Robinson	11	158	1127	0	1127	102.5
Quali Conley	12	127	809	0	809	67.4
Isaac Jernagin	12	11	84	0	84	7.0
Jay Butterfield	4	13	-2	80	78	19.5
Jabari Bates	12	11	30	0	30	2.5
Kayden Collins	10	2	9	0	9	0.9
Keynan Higgins	10	1	-1	0	-1	-0.1
Total	12	749	2234	2638	4872	406.0
Opponents	12	772	2075	2180	4255	354.6



2023-24 San Jose St. Football
 Combined Team Statistics
 All games

Team Defense

##	Player	gp	Tackles				Sacks	Pass defense			Fumbles		blkd	
			ua	a	tot	tfl/yds		no-yds	int-yds	brup	qbh	fr-yds	ff	kick
6	Bryun Parham	12	50	44	94	5-24	2.5-19	1-20	3	3	2-0	1	.	.
10	Jordan Pollard	12	47	26	73	4-7	.	2-16	.	.	1-0	1	.	.
22	Tre Jenkins	12	36	26	62	1-1	.	2-15	4
3	Tre Smith	12	24	34	58	8.5-57	5.5-54	.	.	4	.	1	.	.
1	Chase Williams	12	25	20	45	1-4	.	1-0	2
4	Noah Lavulo	12	17	27	44	7-20	3.5-14	.	.	5
41	Taniela Latu	11	20	24	44	5-11	.	.	.	2
96	Jay Kakiva	12	14	26	40	5.5-15	2.5-12
42	Soane Toia	12	16	18	34	7-36	5-33
7	Kenyon Reed	12	27	6	33	4-18	1-7	.	3
8	Jay'Vion Cole	12	23	10	33	3-9	1-7	3-66	10	.	1-0	.	.	.
2	DJ Harvey	11	22	6	28	1.5-2	.	.	5
9	Matthew Tago	12	8	18	26	2.5-6	.	1-15	3	2
44	Jordan Cobbs	11	12	8	20	0.5-1	.	.	1
25	Michael Dansby	7	10	5	15	1-2	.	1-98	3
35	Charles Rogers	12	3	7	10	1-2
27	Andrew Jenkins	12	5	4	9	.	.	1-0	1	1	1-0	.	.	.
5	Jaylan Lawson	9	2	7	9	1-0	1	.	.
91	Quincy Likio	11	6	3	9	0.5-0	.	.	.	1
23	Justin Stearns	11	6	2	8	3-10
29	Jalen Apalit-Williams	12	3	4	7
48	Dejon Roney	12	3	3	6
97	John Norwood	10	3	3	6	1-11	1-11	1	.
50	Gafa Faga	9	3	3	6
38	Elisha Guidry	2	1	3	4
92	Natano Woods	2	2	1	3	1-7	1-7
17	Zavion Reese	4	1	2	3
56	Jairus Satele	9	.	3	3	0.5-1
34	Dylan Lee	1	1	2	3	1
21	Kayden Collins	10	1	1	2	1-0	.	.	.
26	Ethan Powell	5	2	.	2
99	Alex Weir	12	2	.	2
20	Isiah Revis	8	1	1	2
94	Mata Hola	5	1	1	2	1
98	Vaka Hansen	10	.	2	2	0.5-2
51	Andrew Gonnevill	12	1	.	1	1-0	.	.	.
70	Malik Williams	12	1	.	1
43	Jalen Bainer	8	1	.	1	.	.	.	2	.	1-0	1	.	.
79	Fernando Carmona, Jr.	12	1	.	1
28	Jordan Allen	4	1
Totals		12	401	350	751	64-246	23-164	12-230	37	21	9-0	5	2	0
Opponents		12	368	338	706	60-220	19-124	4-120	42	14	4-0	10	0	0



**2023-24 San Jose St. Football
Games Played
All games**

##	Player	GP-GS	USC	OSU	CPO	UT	USAFA	Boise	UNM	USU	Hawaii	Fresno	SDSU	UNLV
0	Isaac Jernagin	12/0	XXX	XXX	XXX	XXX	XXX	XXX	XXX	XXX	XXX	XXX	XXX	XXX
1	Chase Williams	12/12	START	START	START	START	START	START	START	START	START	START	START	START
2	Chevan Cordeiro	12/12	START	START	START	START	START	START	START	START	START	START	START	START
2	DJ Harvey	11/5	XXX	START	XXX	XXX	XXX	XXX	START	START	START	START	...	XXX
3	Nick Nash	12/12	START	START	START	START	START	START	START	START	START	START	START	START
3	Tre Smith	12/11	START	START	START	START	START	START	XXX	START	START	START	START	START
4	Charles Ross	11/9	START	START	START	START	START	XXX	...	XXX	START	START	START	START
4	Noah Lavulo	12/10	START	START	START	START	XXX	START	START	XXX	START	START	START	START
5	Walker Eget	0/0
5	Jaylan Lawson	9/0	...	XXX	XXX	XXX	XXX	...	XXX	...	XXX	XXX	XXX	XXX
6	Bryun Parham	12/12	START	START	START	START	START	START	START	START	START	START	START	START
7	Kenyon Reed	12/6	START	XXX	START	START	START	XXX	XXX	START	START	XXX	XXX	XXX
7	Quali Conley	12/2	XXX	START	XXX	XXX	START	XXX	XXX	XXX	XXX	XXX	XXX	XXX
8	Jay'Vion Cole	12/12	START	START	START	START	START	START	START	START	START	START	START	START
9	Matthew Tago	12/10	START	START	START	START	START	START	START	XXX	XXX	START	START	START
9	Jay Butterfield	4/0	...	XXX	XXX	XXX	...	XXX
10	Jordan Pollard	12/12	START	START	START	START	START	START	START	START	START	START	START	START
10	Tyler Voss	1/0	XXX
11	Justin Lockhart	0/0
11	Kyler Halvorsen	12/0	XXX	XXX	XXX	XXX	XXX	XXX	XXX	XXX	XXX	XXX	XXX	XXX
12	Malikhi Miller	12/10	XXX	START	START	START	XXX	START	START	START	START	START	START	START
13	Branden Alvarez	7/0	XXX	XXX	XXX	XXX	XXX	XXX	XXX
14	Elijah Wood	5/1	START	XXX	XXX	XXX	...	XXX
14	Kejuan Bullard, Jr.	8/0	...	XXX	XXX	XXX	XXX	XXX	XXX	...	XXX	XXX
15	Matthew Coleman	11/3	XXX	XXX	XXX	XXX	...	START	START	START	XXX	XXX	XXX	XXX
16	Imari Conley	1/0	XXX
16	Anthony Garcia	0/0
17	Zavion Reese	4/0	XXX	XXX	XXX	XXX
17	Cooper Hoch	1/0	XXX
18	Keynan Higgins	10/0	XXX	XXX	XXX	XXX	XXX	XXX	XXX	XXX	XXX	XXX
19	Noah McNeal-Franklin	2/0	...	XXX	XXX
20	Isiah Revis	8/0	XXX	XXX	...	XXX	XXX	XXX	XXX	XXX	XXX
21	Kayden Collins	10/0	XXX	XXX	XXX	XXX	...	XXX	...	XXX	XXX	XXX	XXX	XXX
22	Tre Jenkins	12/12	START	START	START	START	START	START	START	START	START	START	START	START
23	Jabari Bates	12/2	XXX	XXX	XXX	XXX	START	XXX	XXX	XXX	XXX	XXX	XXX	START
23	Justin Stearns	11/0	XXX	...	XXX	XXX	XXX	XXX	XXX	XXX	XXX	XXX	XXX	XXX
24	Sebastian Macaluso	3/0	XXX	XXX	XXX	...
25	Michael Dansby	7/5	START	START	XXX	START	XXX	START	START
26	Ethan Powell	5/0	XXX	XXX	XXX	...	XXX	XXX
27	Andrew Jenkins	12/0	XXX	XXX	XXX	XXX	XXX	XXX	XXX	XXX	XXX	XXX	XXX	XXX
28	Jordan Allen	4/0	XXX	...	XXX	XXX	XXX
28	Jakob Galloway	0/0
29	Jalen Apalit-Williams	12/0	XXX	XXX	XXX	XXX	XXX	XXX	XXX	XXX	XXX	XXX	XXX	XXX
30	Assani Berkeley	0/0
31	Hunter Nowell	1/0	XXX
32	Kairee Robinson	11/9	START	...	START	START	XXX	START	START	START	START	START	START	XXX
33	Justin Eklund	3/0	...	XXX	XXX	...	XXX
34	Dylan Lee	1/0	XXX
34	Viliani Teu	0/0
35	Charles Rogers	12/0	XXX	XXX	XXX	XXX	XXX	XXX	XXX	XXX	XXX	XXX	XXX	XXX
36	Jeremiah Zamora	0/0
37	Dylan Hampsten	0/0
38	Elisha Guidry	2/0	XXX	XXX
39	Dino Beslagic	0/0
39	Caleb Womack	0/0
40	Tavarius Pitts	1/0	XXX
41	Taniela Latu	11/4	XXX	XXX	XXX	...	START	XXX	START	START	XXX	START	XXX	XXX
42	Soane Toia	12/11	START	START	START	XXX	START	START	START	START	START	START	START	START
43	Jalen Bainer	8/0	XXX	...	XXX	...	XXX	XXX	XXX	XXX	XXX	XXX
44	Jordan Cobbs	11/0	...	XXX	XXX	XXX	XXX	XXX	XXX	XXX	XXX	XXX	XXX	XXX



**2023-24 San Jose St. Football
Games Played
All games**

##	Player	GP-GS	USC	OSU	CPO	UT	USAFA	Boise	UNM	USU	Hawaii	Fresno	SDSU	UNLV
45	Alexander Cobbs	0/0
48	Dejon Roney	12/0	XXX	XXX	XXX	XXX	XXX	XXX	XXX	XXX	XXX	XXX	XXX	XXX
49	Taren Schive	12/0	XXX	XXX	XXX	XXX	XXX	XXX	XXX	XXX	XXX	XXX	XXX	XXX
50	Gafa Faga	9/0	...	XXX	XXX	XXX	XXX	XXX	XXX	XXX	XXX	XXX
51	Andrew Gonnevillle	12/0	XXX	XXX	XXX	XXX	XXX	XXX	XXX	XXX	XXX	XXX	XXX	XXX
53	Brady Van Bennekum	0/0
54	Jaime Navarro	12/12	START	START	START	START	START	START	START	START	START	START	START	START
55	James McNorton	0/0
56	Jairus Satele	9/0	XXX	XXX	XXX	...	XXX	XXX	XXX	XXX	XXX	XXX
59	Davis Salom	1/0	...	XXX
60	Hudson Mesa	0/0
61	Marist Talavou	11/11	START	START	START	START	...	START	START	START	START	START	START	START
62	Nathan Balestrieri	0/0
65	Denaris DeRosa, Jr.	0/0
67	Kai Davison	11/0	XXX	XXX	XXX	XXX	XXX	...	XXX	XXX	XXX	XXX	XXX	XXX
68	Ryan Stewart	0/0
69	Uluakinofa Taliuli	3/0	XXX	XXX	...	XXX	...
70	Malik Williams	12/1	XXX	XXX	XXX	XXX	START	XXX	XXX	XXX	XXX	XXX	XXX	XXX
71	Tyler Ostrom	12/12	START	START	START	START	START	START	START	START	START	START	START	START
72	Nate Hale	0/0
73	Laakea Kapoi	0/0
74	Anthony Pardue	12/12	START	START	START	START	START	START	START	START	START	START	START	START
75	Joseph Harbert	7/0	XXX	...	XXX	...	XXX	XXX	XXX	XXX	XXX	...
77	Luke Griskey	0/0
78	Jake Steele	11/0	XXX	XXX	XXX	XXX	XXX	...	XXX	XXX	XXX	XXX	XXX	XXX
79	Fernando Carmona, Jr.	12/12	START	START	START	START	START	START	START	START	START	START	START	START
80	Trevor Voss	0/0
81	Dominick Mazotti	11/10	...	START	START	START	START	START	START	START	START	START	XXX	START
82	Nicholas Williams	0/0
83	Kamaehu Kopa-Kaawalaule	0/0
84	Joshua Scott	0/0
85	Jackson Canaan	0/0
86	Skylar Loving-Black	12/1	START	XXX	XXX	XXX	XXX	XXX	XXX	XXX	XXX	XXX	XXX	XXX
87	Joseph Hernandez, Jr.	0/0
88	Sam Olson	9/2	START	XXX	XXX	XXX	XXX	XXX	XXX	START	XXX
89	Nate Lewis	7/0	XXX	...	XXX	XXX	XXX	XXX	XXX	XXX
90	Akio Martinson	0/0
91	Quincy Likio	11/0	XXX	XXX	XXX	XXX	XXX	XXX	XXX	XXX	XXX	XXX	XXX	...
92	Natano Woods	2/0	XXX	...	XXX
94	Mata Hola	5/0	...	XXX	XXX	XXX	XXX	XXX
95	Tangata Tuitupou	0/0
96	Jay Kakiva	12/9	XXX	START	XXX	START	START	START	START	START	START	XXX	START	START
97	John Norwood	10/0	XXX	XXX	XXX	XXX	XXX	XXX	XXX	XXX	XXX	XXX
98	Vaka Hansen	10/0	XXX	XXX	XXX	XXX	XXX	XXX	XXX	XXX	...	XXX	XXX	...
99	Alex Weir	12/0	XXX	XXX	XXX	XXX	XXX	XXX	XXX	XXX	XXX	XXX	XXX	XXX
99	Kaleb Peleki	0/0



**2023-24 San Jose St. Football
Total Tackles Game-by-Game
All games**

Total Tackles

Player	S-A	Total	USC	OSU	CPO	UT	USAFA	Boise	UNM	USU	Hawaii	Fresno	SDSU	UNLV
Bryun Parham	50-44	94	8-1	3-2	3-1	3-8	2-9	8-4	6-2	4-3	3-1	3-3	4-5	3-5
Jordan Pollard	47-26	73	6-0	1-1	3-2	2-2	3-2	5-2	3-2	7-3	4-0	4-3	6-1	3-8
Tre Jenkins	36-26	62	5-0	6-1	3-1	3-2	6-7	1-2	2-2	3-2	2-0	3-2	1-5	1-2
Tre Smith	24-34	58	3-1	4-2	1-1	0-2	2-11	3-0	1-0	5-1	0-3	1-3	0-4	4-6
Chase Williams	25-20	45	4-0	3-2	3-1	2-5	3-0	2-2	1-3	1-1	0-1	0-1	3-3	3-1
Taniela Latu	20-24	44	-	2-2	0-1	DNP	7-6	0-3	2-3	3-2	1-0	1-5	3-1	1-1
Noah Lavulo	17-27	44	1-0	1-2	1-0	0-2	4-7	4-0	0-6	1-1	1-0	2-2	2-2	0-5
Jay Kakiva	14-26	40	1-0	0-1	1-1	0-2	2-7	2-1	2-3	2-2	-	2-3	2-3	0-3
Soane Toia	16-18	34	1-0	-	2-1	1-2	2-3	2-1	2-0	1-3	1-2	1-3	3-1	0-2
Kenyon Reed	27-6	33	5-0	2-0	2-1	2-0	-	1-0	3-2	2-0	5-1	4-0	-	1-2
Jay'Vion Cole	23-10	33	3-0	4-0	1-0	1-0	1-1	0-2	3-0	0-1	1-0	1-2	4-3	4-1
DJ Harvey	22-6	28	3-0	3-1	1-0	-	-	-	2-1	3-2	4-0	5-2	DNP	1-0
Matthew Tago	8-18	26	2-0	2-0	-	0-2	1-4	-	-	-	1-0	1-4	1-5	0-3
Jordan Cobbs	12-8	20	DNP	4-0	1-0	1-2	2-0	-	0-2	1-1	2-0	0-1	1-1	0-1
Michael Dansby	10-5	15	DNP	DNP	-	3-2	0-2	4-0	DNP	DNP	DNP	-	-	3-1
Charles Rogers	3-7	10	-	1-2	0-3	-	-	-	1-0	1-0	-	0-2	-	-
Quincy Likio	6-3	9	-	-	1-0	1-0	2-3	-	-	-	1-0	1-0	-	DNP
Andrew Jenkins	5-4	9	-	-	1-0	-	-	0-1	-	-	-	0-1	3-1	1-1
Jaylan Lawson	2-7	9	DNP	-	1-1	0-1	-	DNP	1-0	DNP	-	0-3	-	0-2
Justin Stearns	6-2	8	-	DNP	3-1	-	-	1-0	1-1	1-0	-	-	-	-
Jalen Apalit-Williams	3-4	7	-	2-1	-	0-1	-	-	1-0	-	-	0-1	0-1	-
Dejon Roney	3-3	6	-	-	-	2-2	-	0-1	1-0	-	-	-	-	-
Gafa Faga	3-3	6	DNP	1-0	0-1	DNP	DNP	0-1	0-1	-	2-0	-	-	-
John Norwood	3-3	6	-	-	-	0-1	-	DNP	DNP	2-0	1-0	0-1	-	0-1
Elisha Guidry	1-3	4	DNP	DNP	0-3	DNP	DNP	1-0	DNP	DNP	DNP	DNP	DNP	DNP
Natano Woods	2-1	3	-	DNP	2-1	DNP	DNP	DNP	DNP	DNP	DNP	DNP	DNP	DNP
Zavion Reese	1-2	3	DNP	DNP	1-0	DNP	DNP	DNP	DNP	-	DNP	DNP	-	0-2
Dylan Lee	1-2	3	DNP	DNP	1-2	DNP	DNP	DNP	DNP	DNP	DNP	DNP	DNP	DNP
Jairus Satele	0-3	3	-	-	0-1	DNP	-	0-1	0-1	-	DNP	DNP	-	-
Ethan Powell	2-0	2	1-0	-	1-0	DNP	-	-	DNP	DNP	DNP	DNP	DNP	DNP
Alex Weir	2-0	2	2-0	-	-	-	-	-	-	-	-	-	-	-
Isiah Revis	1-1	2	-	DNP	DNP	DNP	-	DNP	1-0	-	-	-	-	0-1
Kayden Collins	1-1	2	-	1-0	-	-	DNP	0-1	DNP	-	-	-	-	-
Mata Hola	1-1	2	DNP	0-1	1-0	DNP	DNP	DNP	-	-	-	DNP	DNP	DNP
Vaka Hansen	0-2	2	-	-	0-1	-	-	-	0-1	-	DNP	-	-	DNP
Jalen Bainer	1-0	1	DNP	DNP	-	DNP	-	DNP	-	-	-	-	-	1-0
Andrew Gonnevillie	1-0	1	-	-	1-0	-	-	-	-	-	-	-	-	-
Malik Williams	1-0	1	1-0	-	-	-	-	-	-	-	-	-	-	-
Fernando Carmona, Jr.	1-0	1	-	-	-	-	-	-	-	-	-	-	1-0	-



2023-24 San Jose St. Football
Rushing/Receiving Game-by-Game
All games

Rushing

Player	No-Yds/TD	USC	OSU	CPO	UT	USAFA	Boise	UNM	USU	Hawaii	Fresno	SDSU	UNLV
Kairee Robinson	158-1127/18	9-28/1	DNP	16-124/2	14-50/1	7-82/2	12-61/1	15-126/3	21-102/1	17-146/2	19-200/2	11-40/1	17-168/2
Quali Conley	127-809/8	6-108/0	11-34/0	12-60/2	3-11/0	1-7/0	3-9/1	10-123/1	15-74/2	19-73/1	15-93/0	13-155/1	19-62/0
Chevan Cordeiro	74-213/3	10-52/0	7-26/0	5-22/1	9--28/0	6-20/1	9-29/1	2-7/0	10-53/0	5--7/0	6-27/0	2-7/0	3-5/0
Isaac Jernagin	11-84/0	1-5/0	1-2/0	1-45/0	1-9/0	-	2-5/0	1-4/0	2-26/0	1-5/0	-	1--17/0	-
Jabari Bates	11-30/0	1-5/0	1-1/0	5-5/0	-	1-7/0	-	2-9/0	-	1-3/0	-	-	-
Kayden Collins	2-9/0	-	-	2-9/0	-	DNP	-	DNP	-	-	-	-	-
Jay Butterfield	2--2/0	DNP	1--5/0	1-3/0	DNP	DNP	DNP	-	DNP	-	DNP	DNP	DNP
Nick Nash	1-0/0	-	-	-	-	1-0/0	-	-	-	-	-	-	-
Dominick Mazotti	1-0/0	DNP	-	-	1-0/0	-	-	-	-	-	-	-	-
Keynan Higgins	1--1/0	-	-	-	-	-	-	-	1--1/0	-	DNP	DNP	-

Receiving

Player	No-Yds/TD	USC	OSU	CPO	UT	USAFA	Boise	UNM	USU	Hawaii	Fresno	SDSU	UNLV
Nick Nash	47-704/8	6-89/3	7-40/0	1--3/0	6-80/0	5-28/0	4-99/0	1-54/1	1-29/1	6-86/2	4-66/1	3-38/0	3-98/0
Quali Conley	25-264/0	2-17/0	2-18/0	-	1-0/0	5-44/0	2-25/0	1-61/0	2-20/0	4-48/0	1-17/0	2-7/0	3-7/0
Dominick Mazotti	23-322/2	DNP	2-16/0	1-38/0	4-39/1	5-60/0	3-25/0	2-70/0	-	2-26/0	1-13/0	2-24/1	1-11/0
Charles Ross	23-300/1	5-62/0	2-8/0	2-39/1	3-21/0	2-47/0	3-28/0	DNP	-	2-55/0	-	3-27/0	1-13/0
Malikhi Miller	21-253/1	1-18/0	2-24/0	3-39/0	4-50/0	2-14/0	1-6/0	1-16/0	2-14/0	-	2-43/1	1-9/0	2-20/0
Sam Olson	18-214/2	1-4/0	6-60/0	1-27/1	2-7/0	DNP	DNP	DNP	1-6/0	1-29/0	-	-	6-81/1
Kairee Robinson	16-197/2	3-14/0	DNP	-	2-11/0	1-7/0	3-73/0	2-63/1	4-22/1	1-7/0	-	-	-
Isaac Jernagin	12-133/2	2-0/0	-	2-17/0	1-2/0	-	1-34/0	-	2-14/0	-	1-7/1	2-56/0	1-3/1
Matthew Coleman	12-119/0	-	1-29/0	3-20/0	1-18/0	DNP	2-20/0	1-8/0	1--3/0	-	-	2-13/0	1-14/0
Jabari Bates	9-32/0	1--6/0	1-12/0	1-4/0	-	2-6/0	2-7/0	-	1-7/0	-	-	-	1-2/0
Skylar Loving-Black	4-41/0	-	-	-	-	2-33/0	2-8/0	-	-	-	-	-	-
Branden Alvarez	2-25/1	-	2-25/1	-	-	-	DNP	DNP	DNP	-	-	DNP	DNP
Kejuan Bullard, Jr.	1-24/0	DNP	-	1-24/0	-	-	DNP	DNP	-	-	DNP	-	-
Charles Rogers	1-10/1	-	-	-	-	-	-	-	1-10/1	-	-	-	-



**2023-24 San Jose St. Football
Returns Game-by-Game
All games**

Punt Returns

Player	No-Yds	USC	OSU	CPO	UT	USAFA	Boise	UNM	USU	Hawaii	Fresno	SDSU	UNLV
DJ Harvey	5-12	-	-	-	3-8	1-1	-	1-3	-	-	-	DNP	-
Matthew Coleman	3-137	-	-	1-75	-	DNP	-	1-44	-	-	-	-	1-18

Kick Returns

Player	No-Yds	USC	OSU	CPO	UT	USAFA	Boise	UNM	USU	Hawaii	Fresno	SDSU	UNLV
Isaac Jernagin	8-118	3-53	2-16	-	1-14	2-35	-	-	-	-	-	-	-
Jabari Bates	7-124	-	-	-	-	3-46	-	2-37	-	-	-	1-20	1-21
DJ Harvey	1-2	-	-	-	-	-	-	1-2	-	-	-	DNP	-
Kejuan Bullard, Jr.	1-0	DNP	-	-	-	-	DNP	DNP	-	-	DNP	1-0	-

Interceptions Returns

Player	No-Yds	USC	OSU	CPO	UT	USAFA	Boise	UNM	USU	Hawaii	Fresno	SDSU	UNLV
Jay'Vion Cole	3-66	-	-	-	-	-	-	1-0	1-15	1-51	-	-	-
Jordan Pollard	2-16	-	-	-	-	-	1-5	-	1-11	-	-	-	-
Tre Jenkins	2-15	-	-	-	1-6	-	-	-	-	-	-	1-9	-
Michael Dansby	1-98	DNP	DNP	-	-	-	-	DNP	DNP	DNP	1-98	-	-
Bryun Parham	1-20	-	-	-	-	-	-	-	-	-	-	1-20	-
Matthew Tago	1-15	-	-	-	-	-	-	-	-	-	1-15	-	-
Chase Williams	1-0	-	-	1-0	-	-	-	-	-	-	-	-	-
Andrew Jenkins	1-0	-	-	-	-	-	-	-	-	1-0	-	-	-

Fumble Returns

Player	No-Yds	USC	OSU	CPO	UT	USAFA	Boise	UNM	USU	Hawaii	Fresno	SDSU	UNLV
Bryun Parham	2-0	-	-	-	-	-	2-0	-	-	-	-	-	-
Jaylan Lawson	1-0	DNP	-	-	-	-	DNP	-	DNP	1-0	-	-	-
Jay'Vion Cole	1-0	-	-	-	-	-	-	-	-	-	-	-	1-0
Jordan Pollard	1-0	-	-	1-0	-	-	-	-	-	-	-	-	-
Kayden Collins	1-0	-	-	-	-	DNP	-	DNP	1-0	-	-	-	-
Andrew Jenkins	1-0	-	-	-	1-0	-	-	-	-	-	-	-	-
Jalen Bainer	1-0	DNP	DNP	1-0	DNP	-	DNP	-	-	-	-	-	-
Andrew Gonneville	1-0	-	-	-	1-0	-	-	-	-	-	-	-	-



2023-24 San Jose St. Football
Sacks Game-by-Game
All games

Player	UA-A	Total	USC	OSU	CPO	UT	USAFA	Boise	UNM	USU	Hawaii	Fresno	SDSU	UNLV
Tre Smith	4-3	5.5	1.5-18	-	1-2	0.5-5	-	-	-	1-16	0.5-5	1-8	-	-
Soane Toia	4-2	5	-	-	-	0.5-5	-	-	-	-	1.5-9	1-9	2-10	-
Noah Lavulo	3-1	3.5	-	-	-	-	-	1-1	0.5-1	-	-	2-12	-	-
Bryun Parham	2-1	2.5	0.5-5	-	-	-	-	-	-	-	-	-	1-1	1-13
Jay Kakiva	2-1	2.5	-	-	-	-	-	1-8	0.5-1	-	-	1-3	-	-
Kenyon Reed	1-0	1	-	-	-	-	-	-	-	-	1-7	-	-	-
Jay'Vion Cole	1-0	1	-	1-7	-	-	-	-	-	-	-	-	-	-
Natano Woods	1-0	1	-	DNP	1-7	DNP	DNP	DNP	DNP	DNP	DNP	DNP	DNP	DNP
John Norwood	1-0	1	-	-	-	-	-	DNP	DNP	-	1-11	-	-	-



**2023-24 San Jose St. Football
Tackles For Loss Game-by-Game
All games**

Player	UA-A	Total	USC	OSU	CPO	UT	USAFA	Boise	UNM	USU	Hawaii	Fresno	SDSU	UNLV
Tre Smith	6-5	8.5	2.5-19	-	1.0-2	0.5-5	-	-	-	2.5-18	0.5-5	1.5-8	-	-
Noah Lavulo	6-2	7.0	-	-	1.0-2	-	0.5-1	1.0-1	0.5-1	1.0-2	1.0-1	2.0-12	-	-
Soane Toia	5-4	7.0	-	-	-	0.5-5	-	-	-	1.5-2	1.5-9	1.5-10	2.0-10	-
Jay Kakiva	3-5	5.5	-	-	1.0-1	0.5-0	0.5-0	1.0-8	0.5-1	-	-	1.5-4	0.5-1	-
Bryun Parham	3-4	5.0	0.5-5	-	-	0.5-1	-	-	-	-	-	0.5-1	1.5-2	2.0-15
Taniela Latu	3-4	5.0	-	1.0-1	-	DNP	1.5-3	0.5-3	-	1.5-3	-	0.5-1	-	-
Kenyon Reed	4-0	4.0	-	-	-	-	-	-	1.0-4	-	2.0-10	1.0-4	-	-
Jordan Pollard	4-0	4.0	1.0-2	-	-	-	-	1.0-2	-	-	-	-	1.0-2	1.0-1
Jay'Vion Cole	3-0	3.0	-	1.0-7	1.0-1	-	-	-	-	-	-	1.0-1	-	-
Justin Stearns	3-0	3.0	-	DNP	1.0-1	-	-	-	1.0-2	1.0-7	-	-	-	-
Matthew Tago	2-1	2.5	-	1.0-1	-	-	-	-	-	-	1.0-5	-	0.5-0	-
DJ Harvey	1-1	1.5	-	-	-	-	-	-	-	0.5-0	-	1.0-2	DNP	-
Tre Jenkins	1-0	1.0	-	-	1.0-1	-	-	-	-	-	-	-	-	-
Michael Dansby	1-0	1.0	DNP	DNP	-	1.0-2	-	-	DNP	DNP	DNP	-	-	-
Natano Woods	1-0	1.0	-	DNP	1.0-7	DNP	DNP	DNP	DNP	DNP	DNP	DNP	DNP	DNP
John Norwood	1-0	1.0	-	-	-	-	-	DNP	DNP	-	1.0-11	-	-	-
Chase Williams	0-2	1.0	-	-	-	-	-	0.5-3	-	-	-	-	0.5-1	-
Charles Rogers	0-2	1.0	-	-	1.0-2	-	-	-	-	-	-	-	-	-
Jordan Cobbs	0-1	0.5	DNP	-	-	-	-	-	-	-	-	0.5-1	-	-
Jairus Satele	0-1	0.5	-	-	0.5-1	DNP	-	-	-	-	DNP	DNP	-	-
Quincy Likio	0-1	0.5	-	-	-	-	0.5-0	-	-	-	-	-	-	DNP
Vaka Hansen	0-1	0.5	-	-	0.5-2	-	-	-	-	-	DNP	-	-	DNP



2023-24 San Jose St. Football
 Fumbles Game-by-Game
 All games

Fumbles

Player	No-Lost	USC	OSU	CPO	UT	USAFA	Boise	UNM	USU	Hawaii	Fresno	SDSU	UNLV
Chevan Cordeiro	10-2	1-0	3-0	-	-	1-0	-	-	1-1	2-1	1-0	-	1-0
Kairee Robinson	2-1	-	DNP	-	-	-	-	-	1-1	-	-	1-0	-
Isaac Jernagin	1-0	-	-	-	-	-	-	-	-	-	-	1-0	-
Matthew Tago	1-0	-	-	-	-	-	-	-	-	-	1-0	-	-

Fumbles Forced

Player	Number	USC	OSU	CPO	UT	USAFA	Boise	UNM	USU	Hawaii	Fresno	SDSU	UNLV
Tre Smith	1	-	-	1	-	-	-	-	-	-	-	-	-
Jaylan Lawson	1	DNP	-	1	-	-	DNP	-	DNP	-	-	-	-
Bryun Parham	1	-	-	-	-	-	1	-	-	-	-	-	-
Jordan Pollard	1	-	-	-	-	-	1	-	-	-	-	-	-
Jalen Bainer	1	DNP	DNP	-	DNP	-	DNP	-	-	-	-	-	1

Fumbles Recovered

Player	Number	USC	OSU	CPO	UT	USAFA	Boise	UNM	USU	Hawaii	Fresno	SDSU	UNLV
Bryun Parham	2	-	-	-	-	-	2	-	-	-	-	-	-
Jaylan Lawson	1	DNP	-	-	-	-	DNP	-	DNP	1	-	-	-
Jay'Vion Cole	1	-	-	-	-	-	-	-	-	-	-	-	1
Jordan Pollard	1	-	-	1	-	-	-	-	-	-	-	-	-
Kayden Collins	1	-	-	-	-	DNP	-	DNP	1	-	-	-	-
Andrew Jenkins	1	-	-	-	1	-	-	-	-	-	-	-	-
Jalen Bainer	1	DNP	DNP	1	DNP	-	DNP	-	-	-	-	-	-
Andrew Gonneville	1	-	-	-	1	-	-	-	-	-	-	-	-



2023-24 San Jose St. Football
 Passing Game-by-Game
 All games

#2 Chevan Cordeiro	Comp	Att	Int	Pct	Yards	TD	Long	Sacked	Effic.
Southern California	21	38	0	55.3	198	3	32	1-22	125.1
Oregon St.	18	32	0	56.3	152	0	26	2-12	96.2
Cal Poly	15	21	0	71.4	205	2	38	1-9	184.9
Toledo	24	41	1	58.5	228	1	39	5-35	108.4
Air Force	24	35	1	68.6	239	0	33	0-0	120.2
Boise St.	23	38	1	60.5	325	0	63	3-16	127.1
New Mexico	8	17	0	47.1	272	2	61	0-0	220.3
Utah St.	15	20	0	75.0	119	3	29	3-13	174.5
Hawaii	16	26	0	61.5	251	2	35	2-9	168.0
Fresno St.	9	18	0	50.0	146	3	41	1-3	173.1
San Diego St.	15	20	1	75.0	174	1	42	0-0	154.6
UNLV	19	26	0	73.1	249	2	56	0-0	178.9
Totals	207	332	4	62.3	2558	19	63	18-119	143.5

#3 Nick Nash	Comp	Att	Int	Pct	Yards	TD	Long	Sacked	Effic.
Oregon St.	0	1	0	0.0	0	0	0	0-0	0.0
Totals	0	1	0	0.0	0	0	0	0-0	0.0

#9 Jay Butterfield	Comp	Att	Int	Pct	Yards	TD	Long	Sacked	Effic.
Oregon St.	7	9	0	77.8	80	1	29	1-5	189.1
Cal Poly	0	2	0	0.0	0	0	0	0-0	0.0
Totals	7	11	0	63.6	80	1	29	1-5	154.7



2023-24 San Jose St. Football
Red-Zone Results
All games

San Jose St. Inside Opponent Red-Zone

Date	Opponent	Score	Times		Total		Rush TDs	Pass TDs	FGs Made	Failed to score inside RZ					
			In RZ	Scored	Pts	TDs				FGA	Down	Int	Fumb	Half	Game
08/26/2023	at Southern California	L 28-56	2	2	14	2	1	1	0	0	0	0	0	0	0
09/03/2023	Oregon St.	L 17-42	3	3	17	2	1	1	1	1	0	0	0	0	0
09/09/2023	Cal Poly	W 59-3	5	5	31	4	4	0	1	1	0	0	0	0	0
09/16/2023	at Toledo	L 17-21	4	3	17	2	1	1	1	2	0	0	0	0	0
09/22/2023	Air Force	L 20-45	3	2	13	2	2	0	0	0	1	0	0	0	0
10/07/2023	at Boise St.	L 27-35	5	5	27	3	3	0	2	2	0	0	0	0	0
10/14/2023	at New Mexico	W 52-24	5	4	24	3	3	0	1	2	0	0	0	0	0
10/21/2023	Utah St.	W 42-21	8	5	35	5	3	2	0	1	0	0	2	0	0
10/28/2023	at Hawaii	W 35-0	5	3	21	3	2	1	0	1	1	0	0	0	0
11/11/2023	Fresno St.	W 42-18	5	4	28	4	2	2	0	0	1	0	0	0	0
11/18/2023	San Diego St.	W 24-13	5	4	24	3	2	1	1	1	0	0	0	0	1
11/25/2023	at UNLV	W 37-31	4	4	16	1	0	1	3	3	0	0	0	0	0
Totals 44 of 54 (81.5%)			54	44	267	34	24	10	10	14	3	0	2	0	1

Opponents Inside San Jose St. Red-Zone

Date	Opponent	Score	Times		Total		Rush TDs	Pass TDs	FGs Made	Failed to score inside RZ					
			In RZ	Scored	Pts	TDs				FGA	Down	Int	Fumb	Half	Game
08/26/2023	Southern California	L 28-56	5	5	35	5	3	2	0	0	0	0	0	0	0
09/03/2023	Oregon St.	L 17-42	4	4	28	4	3	1	0	0	0	0	0	0	0
09/09/2023	Cal Poly	W 59-3	2	1	3	0	0	0	1	1	1	0	0	0	0
09/16/2023	Toledo	L 17-21	2	2	14	2	1	1	0	0	0	0	0	0	0
09/22/2023	Air Force	L 20-45	6	6	38	5	5	0	1	1	0	0	0	0	0
10/07/2023	Boise St.	L 27-35	4	4	28	4	3	1	0	0	0	0	0	0	0
10/14/2023	New Mexico	W 52-24	2	2	14	2	2	0	0	0	0	0	0	0	0
10/21/2023	Utah St.	W 42-21	2	2	14	2	1	1	0	0	0	0	0	0	0
10/28/2023	Hawaii	W 35-0	0	0	0	0	0	0	0	0	0	0	0	0	0
11/11/2023	Fresno St.	W 42-18	2	2	11	1	0	1	1	1	0	0	0	0	0
11/18/2023	San Diego St.	W 24-13	3	3	13	1	1	0	2	2	0	0	0	0	0
11/25/2023	UNLV	W 37-31	4	4	24	3	3	0	1	1	0	0	0	0	0
Totals 35 of 36 (97.2%)			36	35	222	29	22	7	6	6	1	0	0	0	0



**2023-24 San Jose St. Football
Tackles Breakdown
All games**

All Tackles

Player	Total	Rush	Pass	Sack	KO	Punt	Int	Fumb	FF	Other
Bryun Parham	94	0	0	5	0	0	0	0	0	89
Jordan Pollard	73	0	0	4	0	0	0	0	0	69
Tre Jenkins	62	0	0	1	0	0	0	0	0	61
Tre Smith	58	0	0	8.5	0	0	0	0	0	49.5
Chase Williams	45	0	0	1	0	0	0	0	0	44
Noah Lavulo	44	0	0	7	0	0	0	0	0	37
Taniela Latu	44	0	0	5	0	0	0	0	0	39
Jay Kakiva	40	0	0	5.5	0	0	0	0	0	34.5
Soane Toia	34	0	0	7	0	0	0	0	0	27
Kenyon Reed	33	0	0	4	0	0	0	0	0	29
Jay'Vion Cole	33	0	0	3	0	0	0	0	0	30
DJ Harvey	28	0	0	1.5	0	0	0	0	0	26.5
Matthew Tago	26	0	0	2.5	0	0	0	0	0	23.5
Jordan Cobbs	20	0	0	0.5	0	0	0	0	0	19.5
Michael Dansby	15	0	0	1	0	0	0	0	0	14
Charles Rogers	10	0	0	1	0	0	0	0	0	9
Andrew Jenkins	9	0	0	0	0	0	0	0	0	9
Jaylan Lawson	9	0	0	0	0	0	0	0	0	9
Quincy Likio	9	0	0	0.5	0	0	0	0	0	8.5
Justin Stearns	8	0	0	3	0	0	0	0	0	5
Jalen Apalit-Williams	7	0	0	0	0	0	0	0	0	7
Dejon Roney	6	0	0	0	0	0	0	0	0	6
John Norwood	6	0	0	1	0	0	0	0	0	5
Gafa Faga	6	0	0	0	0	0	0	0	0	6
Elisha Guidry	4	0	0	0	0	0	0	0	0	4
Natano Woods	3	0	0	1	0	0	0	0	0	2
Zavion Reese	3	0	0	0	0	0	0	0	0	3
Jairus Satele	3	0	0	0.5	0	0	0	0	0	2.5
Dylan Lee	3	0	0	0	0	0	0	0	0	3
Kayden Collins	2	0	0	0	0	0	0	0	0	2
Ethan Powell	2	0	0	0	0	0	0	0	0	2
Alex Weir	2	0	0	0	0	0	0	0	0	2
Isiah Revis	2	0	0	0	0	0	0	0	0	2
Mata Hola	2	0	0	0	0	0	0	0	0	2
Vaka Hansen	2	0	0	0.5	0	0	0	0	0	1.5
Andrew Gonneville	1	0	0	0	0	0	0	0	0	1
Malik Williams	1	0	0	0	0	0	0	0	0	1
Jalen Bainer	1	0	0	0	0	0	0	0	0	1
Fernando Carmona, Jr.	1	0	0	0	0	0	0	0	0	1
Total	751	0	0	64	0	0	0	0	0	687

Rushing Tackles

Player	No.
Total	0

Passing Tackles

Player	No.
Total	0



2023-24 San Jose St. Football
Tackles Breakdown
All games

Special Teams Tackles

Player	Total	KO	Punt
Total	0	0	0

Kickoff return Tackles

Player	No.
Total	0

Punt Return Tackles

Player	No.
Total	0



2023-24 San Jose St. Football
By Quarter Statistics
All games

3rd-Down Conversions

Date	Opponent	Score	Overall		1st Qtr		2nd Qtr		3rd Qtr		4th Qtr		Overtime	
08/26/2023	at Southern California	L 28-56	5-13	38.5	3-4	75.0	1-4	25.0	1-3	33.3	0-2	0.0	0-0	0.0
09/03/2023	Oregon St.	L 17-42	4-13	30.8	1-3	33.3	0-3	0.0	0-2	0.0	3-5	60.0	0-0	0.0
09/09/2023	Cal Poly	W 59-3	5-11	45.5	2-3	66.7	2-4	50.0	1-1	100.0	0-3	0.0	0-0	0.0
09/16/2023	at Toledo	L 17-21	8-17	47.1	3-5	60.0	3-4	75.0	1-3	33.3	1-5	20.0	0-0	0.0
09/22/2023	Air Force	L 20-45	3-8	37.5	0-1	0.0	1-1	100.0	0-1	0.0	2-5	40.0	0-0	0.0
10/07/2023	at Boise St.	L 27-35	4-12	33.3	3-5	60.0	0-1	0.0	0-3	0.0	1-3	33.3	0-0	0.0
10/14/2023	at New Mexico	W 52-24	3-8	37.5	1-3	33.3	1-1	100.0	1-3	33.3	0-1	0.0	0-0	0.0
10/21/2023	Utah St.	W 42-21	7-12	58.3	0-1	0.0	1-4	25.0	4-4	100.0	2-3	66.7	0-0	0.0
10/28/2023	at Hawaii	W 35-0	11-16	68.8	4-5	80.0	6-6	100.0	0-3	0.0	1-2	50.0	0-0	0.0
11/11/2023	Fresno St.	W 42-18	4-10	40.0	2-2	100.0	1-3	33.3	0-1	0.0	1-4	25.0	0-0	0.0
11/18/2023	San Diego St.	W 24-13	4-8	50.0	1-2	50.0	1-3	33.3	0-1	0.0	2-2	100.0	0-0	0.0
11/25/2023	at UNLV	W 37-31	7-14	50.0	4-5	80.0	0-3	0.0	1-2	50.0	2-4	50.0	0-0	0.0
San Jose St.			65-142	45.8	24-39	61.5	17-37	45.9	9-27	33.3	15-39	38.5	0-0	0.0
Opponents			70-159	44.0	16-33	48.5	26-46	56.5	15-42	35.7	13-38	34.2	0-0	0.0

4th-Down Conversions

Date	Opponent	Score	Overall		1st Qtr		2nd Qtr		3rd Qtr		4th Qtr		Overtime	
08/26/2023	at Southern California	L 28-56	0-1	0.0	0-0	0.0	0-0	0.0	0-0	0.0	0-1	0.0	0-0	0.0
09/03/2023	Oregon St.	L 17-42	2-3	66.7	0-0	0.0	1-1	100.0	0-1	0.0	1-1	100.0	0-0	0.0
09/09/2023	Cal Poly	W 59-3	1-2	50.0	0-0	0.0	1-1	100.0	0-0	0.0	0-1	0.0	0-0	0.0
09/16/2023	at Toledo	L 17-21	0-2	0.0	0-1	0.0	0-0	0.0	0-0	0.0	0-1	0.0	0-0	0.0
09/22/2023	Air Force	L 20-45	0-2	0.0	0-0	0.0	0-0	0.0	0-0	0.0	0-2	0.0	0-0	0.0
10/07/2023	at Boise St.	L 27-35	0-2	0.0	0-0	0.0	0-0	0.0	0-1	0.0	0-1	0.0	0-0	0.0
10/14/2023	at New Mexico	W 52-24	1-1	100.0	0-0	0.0	0-0	0.0	0-0	0.0	1-1	100.0	0-0	0.0
10/21/2023	Utah St.	W 42-21	0-0	0.0	0-0	0.0	0-0	0.0	0-0	0.0	0-0	0.0	0-0	0.0
10/28/2023	at Hawaii	W 35-0	1-2	50.0	0-0	0.0	0-0	0.0	1-2	50.0	0-0	0.0	0-0	0.0
11/11/2023	Fresno St.	W 42-18	0-1	0.0	0-0	0.0	0-0	0.0	0-0	0.0	0-1	0.0	0-0	0.0
11/18/2023	San Diego St.	W 24-13	1-1	100.0	0-0	0.0	1-1	100.0	0-0	0.0	0-0	0.0	0-0	0.0
11/25/2023	at UNLV	W 37-31	0-0	0.0	0-0	0.0	0-0	0.0	0-0	0.0	0-0	0.0	0-0	0.0
San Jose St.			6-17	35.3	0-1	0.0	3-3	100.0	1-4	25.0	2-9	22.2	0-0	0.0
Opponents			19-28	67.9	1-1	100.0	6-7	85.7	4-7	57.1	8-13	61.5	0-0	0.0

Time of Possession

Date	Opponent	Score	Overall	1st Qtr	2nd Qtr	3rd Qtr	4th Qtr	Overtime
08/26/2023	at Southern California	L 28-56	30:42	04:55	12:21	08:54	04:32	00:00
09/03/2023	Oregon St.	L 17-42	28:05	06:22	08:05	05:05	08:33	00:00
09/09/2023	Cal Poly	W 59-3	35:23	06:38	12:53	09:22	06:30	00:00
09/16/2023	at Toledo	L 17-21	34:50	11:39	08:12	06:11	08:48	00:00
09/22/2023	Air Force	L 20-45	20:55	06:31	05:50	00:50	07:44	00:00
10/07/2023	at Boise St.	L 27-35	31:28	05:59	11:25	09:05	04:59	00:00
10/14/2023	at New Mexico	W 52-24	26:14	06:30	02:39	07:46	09:19	00:00
10/21/2023	Utah St.	W 42-21	37:10	10:23	07:41	09:24	09:42	00:00
10/28/2023	at Hawaii	W 35-0	35:11	09:47	10:35	05:19	09:30	00:00
11/11/2023	Fresno St.	W 42-18	32:20	06:55	08:18	05:38	11:29	00:00
11/18/2023	San Diego St.	W 24-13	24:44	02:34	11:47	04:23	06:00	00:00



2023-24 San Jose St. Football
By Quarter Statistics
All games

Date	Opponent		Score	Overall	1st Qtr	2nd Qtr	3rd Qtr	4th Qtr	Overtime
11/25/2023	at UNLV	W	37-31	36:40	09:17	12:14	07:53	07:16	00:00
	San Jose St.		Total	373:42	87:30	112:00	79:50	94:22	00:00
			Avg.	31:09	07:17	09:20	06:39	07:52	00:00
	Opponents		Total	346:18	61:46	98:44	80:47	105:01	00:00
			Avg.	28:51	05:09	08:14	06:44	08:45	00:00



2023-24 San Jose St. Football Team Game-by-Game Comparison All games

Opponent	Score	First Downs				Pen	Rushing Number-Yards	Passing		Total Offense Plays-Yards	Return Yards	Turn- Overs
		Total	Rush	Pass	Comp-Att.-Int			Yards				
Southern California	28-56	23 / 25	10 / 10	9 / 15	4 / 0	27-198 / 34-160	21-39-0 / 24-35-0	198 / 341	66-396 / 69-501	53 / 162	0 / 0	
Oregon St.	17-42	20 / 27	6 / 12	10 / 14	4 / 1	22-56 / 35-197	25-42-0 / 22-28-0	232 / 276	64-288 / 63-473	16 / 24	1 / 0	
Cal Poly	59-3	24 / 11	12 / 5	11 / 5	1 / 1	43-267 / 33-94	15-23-0 / 13-24-1	205 / 74	66-472 / 57-168	75 / 32	0 / 3	
Toledo	17-21	18 / 16	3 / 11	12 / 5	3 / 0	29-40 / 36-229	24-41-1 / 13-23-1	228 / 92	70-268 / 59-321	28 / 27	1 / 3	
Air Force	20-45	18 / 25	6 / 23	11 / 2	1 / 0	17-115 / 73-400	24-35-1 / 2-2-0	239 / 28	52-354 / 75-428	82 / 51	1 / 0	
Boise St.	27-35	19 / 22	9 / 11	10 / 10	0 / 1	26-104 / 42-262	23-38-1 / 13-24-1	325 / 230	64-429 / 66-492	5 / 12	1 / 3	
New Mexico	52-24	18 / 18	9 / 6	6 / 12	3 / 0	32-259 / 36-129	8-17-0 / 18-30-1	272 / 262	49-531 / 66-391	93 / 19	0 / 1	
Utah St.	42-21	25 / 16	17 / 6	6 / 9	2 / 1	51-251 / 33-104	15-20-0 / 17-29-2	119 / 160	71-370 / 62-264	26 / 28	2 / 3	
Hawaii	35-0	22 / 14	8 / 6	13 / 7	1 / 1	45-217 / 20-52	16-26-0 / 20-37-2	251 / 146	71-468 / 57-198	51 / 1	1 / 3	
Fresno St.	42-18	21 / 19	14 / 7	7 / 12	0 / 0	43-313 / 31-83	9-18-0 / 23-41-2	146 / 225	61-459 / 72-308	113 / 31	0 / 2	
San Diego St.	24-13	19 / 18	9 / 9	10 / 8	0 / 1	29-181 / 41-183	15-20-1 / 15-24-2	174 / 117	49-355 / 65-300	49 / 78	1 / 2	
UNLV	37-31	21 / 22	9 / 9	11 / 9	1 / 4	40-233 / 32-182	19-26-0 / 19-29-0	249 / 229	66-482 / 61-411	39 / 103	0 / 1	
Totals	400-309	248 / 233	112 / 115	116 / 108	20 / 10	404-2234 / 446-2075	214-345-4 / 199-326-12	2638 / 2180	749-4872 / 772-4255	630 / 568	8 / 21	

Opponents	3rd Down Conversion	4th Down Conversion	Time of Possession	TOP Margin	Avg Yds/Rush	Avg Yds/Pass	Avg Yds/Play	Punting Number-Avg	Penalties Number-Yards	Sacks
Southern California	5-13 / 9-13	0-1 / 1-2	30:42 / 29:18	01:24	7.3 / 4.7	5.1 / 9.7	6.0 / 7.3	7-45.7 / 2-41.5	3-21.0 / 8-57.0	2 / 1
Oregon St.	4-13 / 5-8	2-3 / 0-1	28:05 / 31:55	-03:50	2.5 / 5.6	5.5 / 9.9	4.5 / 7.5	3-30.3 / 2-20.0	5-40.0 / 9-76.0	1 / 3
Cal Poly	5-11 / 2-14	1-2 / 2-4	35:23 / 24:37	10:46	6.2 / 2.8	8.9 / 3.1	7.2 / 2.9	2-39.0 / 6-45.2	6-55.0 / 5-50.0	2 / 1
Toledo	8-17 / 6-14	0-2 / 1-1	34:50 / 25:10	09:40	1.4 / 6.4	5.6 / 4.0	3.8 / 5.4	5-41.0 / 5-45.0	4-31.0 / 8-73.0	1 / 5
Air Force	3-8 / 10-15	0-2 / 3-3	20:55 / 39:05	-18:10	6.8 / 5.5	6.8 / 14.0	6.8 / 5.7	2-34.0 / 1-35.0	6-48.0 / 4-43.0	0 / 0
Boise St.	4-12 / 5-11	0-2 / 2-2	31:28 / 28:32	02:56	4.0 / 6.2	8.6 / 9.6	6.7 / 7.5	4-44.5 / 3-53.7	7-55.0 / 3-25.0	2 / 3
New Mexico	3-8 / 5-15	1-1 / 2-2	26:14 / 33:46	-07:32	8.1 / 3.6	16.0 / 8.7	10.8 / 5.9	2-47.5 / 7-39.7	11-86.0 / 15-120.0	1 / 0
Utah St.	7-12 / 3-10	0-0 / 1-2	37:10 / 22:50	14:20	4.9 / 3.2	6.0 / 5.5	5.2 / 4.3	3-49.3 / 5-49.0	4-28.0 / 7-60.0	1 / 3
Hawaii	11-16 / 5-15	1-2 / 2-3	35:11 / 24:49	10:22	4.8 / 2.6	9.7 / 3.9	6.6 / 3.5	2-55.0 / 7-35.7	5-41.0 / 5-40.0	4 / 2
Fresno St.	4-10 / 8-17	0-1 / 2-2	32:20 / 27:40	04:40	7.3 / 2.7	8.1 / 5.5	7.5 / 4.3	5-42.0 / 6-39.0	8-65.0 / 1-15.0	5 / 1
San Diego St.	4-8 / 7-16	1-1 / 3-4	24:44 / 35:16	-10:32	6.2 / 4.5	8.7 / 4.9	7.2 / 4.6	2-37.5 / 1-48.0	1-15.0 / 1-10.0	3 / 0
UNLV	7-14 / 5-11	0-0 / 0-2	36:40 / 23:20	13:20	5.8 / 5.7	9.6 / 7.9	7.3 / 6.7	4-32.5 / 2-47.0	6-68.0 / 4-35.0	1 / 0
Totals	65-142 / 70-159	6-17 / 19-28	373:42 / 346:18	27:24	5.5 / 4.7	7.6 / 6.7	6.5 / 5.5	41-41.7 / 47-41.8	66-553.0 / 70-604.0	23 / 19

Note: Game totals are displayed in the format TEAM/OPPONENT for each category



**2023-24 San Jose St. Football
Results and Comparison
All games**

	Date	Opponent		Score	Overall	Conf	Time	Attend
	08/26/2023	at Southern California	L	28-56	0-1	0-0	3:27	63411
	09/03/2023	Oregon St.	L	17-42	0-2	0-0	3:14	20337
	09/09/2023	Cal Poly	W	59-3	1-2	0-0	3:42	14224
	09/16/2023	at Toledo	L	17-21	1-3	0-0	3:19	20039
*	09/22/2023	Air Force	L	20-45	1-4	0-1	3:05	16124
*	10/07/2023	at Boise St.	L	27-35	1-5	0-2	3:37	37491
*	10/14/2023	at New Mexico	W	52-24	2-5	1-2	3:06	13027
*	10/21/2023	Utah St.	W	42-21	3-5	2-2	3:11	15028
*	10/28/2023	at Hawaii	W	35-0	4-5	3-2	3:02	11486
*	11/11/2023	Fresno St.	W	42-18	5-5	4-2	3:24	18886
*	11/18/2023	San Diego St.	W	24-13	6-5	5-2	2:52	16225
*	11/25/2023	at UNLV	W	37-31	7-5	6-2	2:58	25554

Opponent	Score	First Downs				Pen	Rushing Number-Yards	Passing		Total Offense Plays-Yards	Return Yards	Turn- Overs
		Total	Rush	Pass				Comp-Att.-Int	Yards			
Southern California	28-56	23 / 25	10 / 10	9 / 15	4 / 0	27-198 / 34-160	21-39-0 / 24-35-0	198 / 341	66-396 / 69-501	53 / 162	0 / 0	
Oregon St.	17-42	20 / 27	6 / 12	10 / 14	4 / 1	22-56 / 35-197	25-42-0 / 22-28-0	232 / 276	64-288 / 63-473	16 / 24	1 / 0	
Cal Poly	59-3	24 / 11	12 / 5	11 / 5	1 / 1	43-267 / 33-94	15-23-0 / 13-24-1	205 / 74	66-472 / 57-168	75 / 32	0 / 3	
Toledo	17-21	18 / 16	3 / 11	12 / 5	3 / 0	29-40 / 36-229	24-41-1 / 13-23-1	228 / 92	70-268 / 59-321	28 / 27	1 / 3	
Air Force	20-45	18 / 25	6 / 23	11 / 2	1 / 0	17-115 / 73-400	24-35-1 / 2-2-0	239 / 28	52-354 / 75-428	82 / 51	1 / 0	
Boise St.	27-35	19 / 22	9 / 11	10 / 10	0 / 1	26-104 / 42-262	23-38-1 / 13-24-1	325 / 230	64-429 / 66-492	5 / 12	1 / 3	
New Mexico	52-24	18 / 18	9 / 6	6 / 12	3 / 0	32-259 / 36-129	8-17-0 / 18-30-1	272 / 262	49-531 / 66-391	93 / 19	0 / 1	
Utah St.	42-21	25 / 16	17 / 6	6 / 9	2 / 1	51-251 / 33-104	15-20-0 / 17-29-2	119 / 160	71-370 / 62-264	26 / 28	2 / 3	
Hawaii	35-0	22 / 14	8 / 6	13 / 7	1 / 1	45-217 / 20-52	16-26-0 / 20-37-2	251 / 146	71-468 / 57-198	51 / 1	1 / 3	
Fresno St.	42-18	21 / 19	14 / 7	7 / 12	0 / 0	43-313 / 31-83	9-18-0 / 23-41-2	146 / 225	61-459 / 72-308	113 / 31	0 / 2	
San Diego St.	24-13	19 / 18	9 / 9	10 / 8	0 / 1	29-181 / 41-183	15-20-1 / 15-24-2	174 / 117	49-355 / 65-300	49 / 78	1 / 2	
UNLV	37-31	21 / 22	9 / 9	11 / 9	1 / 4	40-233 / 32-182	19-26-0 / 19-29-0	249 / 229	66-482 / 61-411	39 / 103	0 / 1	
Totals	400-309	248 / 233	112 / 115	116 / 108	20 / 10	404-2234 / 446-2075	214-345-4 / 199-326-12	2638 / 2180	749-4872 / 772-4255	630 / 568	8 / 21	



2023-24 San Jose St. Football
All-Purpose Yards Game-by-Game
All games

Player	Total	USC	OSU	CPO	UT	USAFA	Boise	UNM	USU	Hawaii	Fresno	SDSU	UNLV
Kairee Robinson	1324	42	DNP	124	61	89	134	189	124	153	200	40	168
Quali Conley	1073	125	52	60	11	51	34	184	94	121	110	162	69
Nick Nash	704	89	40	-3	80	28	99	54	29	86	66	38	98
Isaac Jernagin	335	58	18	62	25	35	39	4	40	5	7	39	3
Dominick Mazotti	322	DNP	16	38	39	60	25	70	-	26	13	24	11
Charles Ross	300	62	8	39	21	47	28	DNP	-	55	-	27	13
Matthew Coleman	256	-	29	95	18	DNP	20	52	-3	-	-	13	32
Malikhi Miller	253	18	24	39	50	14	6	16	14	-	43	9	20
Sam Olson	214	4	60	27	7	DNP	DNP	DNP	6	29	-	-	81
Chevan Cordeiro	213	52	26	22	-28	20	29	7	53	-7	27	7	5
Jabari Bates	186	-1	13	9	-	59	7	46	7	3	-	20	23
Michael Dansby	98	DNP	DNP	-	-	-	-	DNP	DNP	DNP	98	-	-
Jay'Vion Cole	66	-	-	-	-	-	-	-	15	51	-	-	-
Skylar Loving-Black	41	-	-	-	-	33	8	-	-	-	-	-	-
Branden Alvarez	25	-	25	-	-	-	DNP	DNP	DNP	-	-	DNP	DNP
Kejuan Bullard, Jr.	24	DNP	-	24	-	-	DNP	DNP	-	-	DNP	-	-
Bryun Parham	20	-	-	-	-	-	-	-	-	-	-	20	-
Jordan Pollard	16	-	-	-	-	-	5	-	11	-	-	-	-
Matthew Tago	15	-	-	-	-	-	-	-	-	-	15	-	-
Tre Jenkins	15	-	-	-	6	-	-	-	-	-	-	9	-
DJ Harvey	14	-	-	-	8	1	-	5	-	-	-	DNP	-
Charles Rogers	10	-	-	-	-	-	-	-	10	-	-	-	-
Kayden Collins	9	-	-	9	-	DNP	-	DNP	-	-	-	-	-
Justin Stearns	7	-	DNP	-	-	-	-	7	-	-	-	-	-
Keynan Higgins	-1	-	-	-	-	-	-	-	-1	-	DNP	DNP	-
Jay Butterfield	-2	DNP	-5	3	DNP	DNP	DNP	-	DNP	-	DNP	DNP	DNP