



San José State University Men's Basketball

Contact: Matt Strapp, Assistant Media Relations Director
Office 408-924-1208 • Cell 562-499-9633 • matthew.strapp@sjsu.edu
Amy Villa, Director of Athletics Media Relations
Office 408-924-1216 • Cell 408-421-8604 • amy.villa@sjsu.edu

2023-24 Schedule 6-6, 0-0 MW

NOV. 7	UC IRVINE	W, 72-64
NOV. 9	BETHESDA	W, 117-72
Nov. 12	at Texas Tech - ESPN+	L, 56-42
Nov. 17-20	U.S. Virgin Islands Paradise Jam	
Nov. 17	vs. Abilene Christian	L, 77-71
Nov. 18	vs. Norfolk State	W, 77-53
Nov. 20	vs. Hampton	W, 71-52
NOV. 27	NORTH DAKOTA STATE	W, 78-65
Nov. 29	at Cal Poly - ESPN+	L, 81-77 (OT)
Dec. 2	at Montana - ESPN+	L, 75-58
Dec. 4	at North Dakota State	L, 83-78 (OT)
DEC. 9	NEW ORLEANS	W, 87-82
DEC. 17	MONTANA	L, 86-75
DEC. 20	SANTA CLARA - NBCSBA	7:00 p.m.
Jan. 2	*at Wyoming	5:30 p.m. PT
JAN. 5	*BOISE STATE - FS1	7:30 p.m.
JAN. 9	*SAN DIEGO STATE	8:00 p.m.
	CBS Sports Network	
Jan. 13	*at Air Force	6:30 p.m. PT
Jan. 16	*at Fresno State	7:00 p.m.
JAN. 24	*NEW MEXICO	8:00 p.m.
	CBS Sports Network	
JAN. 27	*UNLV - FS1	7:00 p.m.
Feb. 2	*at Nevada - FS1	8:00 p.m.
FEB. 6	*FRESNO STATE - NBCSBA	7:00 p.m.
Feb. 9	*Colorado State - FS1	6:30 p.m.
FEB. 13	*AIR FORCE - NBCSBA	7:00 p.m.
FEB. 17	*WYOMING - NBCSBA	7:00 p.m.
Feb. 20	*at Boise State - FS1	7:30 p.m. PT
FEB. 23	*NEVADA - FS1	7:00 p.m.
FEB. 27	*at San Diego State	8:00 p.m.
	CBS Sports Network	
March 2	*at UNLV	8:00 p.m.
	CBS Sports Network	
MARCH 6	*UTAH STATE	7:30 p.m.
	CBS Sports Network	
March 13-16	Mountain West Championship Thomas & Mack, Las Vegas, Nev.	
	CBS Sports Network	
	* – Mountain West game All times list PT	
	Home games at Provident Credit Union Event Center NBCSBA - NBC Sports Bay Area	

Game 13

San José State (6-6, 0-0 Mountain West)
vs. Santa Clara (8-4, 0-0 WCC)

Wednesday, December 20

Provident Credit Union Event Center

San Jose, Calif. | 7 p.m. PT

Watch - NBC Sports Bay Area, Stadium,
MW Network

Listen - KTRB 860 AM



Live Stats - <http://stats.statbroadcast.com/broadcast/?id=487449>

San José State

Head Coach: Tim Miles
Record at SJSU: 35-43 (3 yrs.)
Career Record: 434-377 (27 yrs.)

NCAA Net Ranking: 169

Santa Clara

Head Coach: Herb Sendek
Record at SCU: 128-98 (8 yrs.)
Career Record: 541-393 (30 yrs.)

NCAA Net Ranking: 118

LIVE STATS: Live stats can be found at <http://stats.statbroadcast.com/broadcast/?id=487449>

LIVE VIDEO: The contest will be available on three different video platforms: NBC Sports Bay Area, Stadium and the Mountain West Network. Dave Benz and former Cal Golden Bears head coach, Ben Braun, will have the call.

NBC Sports Bay Area Channels (Local Only) - Xfinity 40; Xfinity HD 720; DirecTV 696

LISTEN LIVE: The Spartans will be broadcast over the air on KTRB 860 AM and streamed on their website at <https://860amtheanswer.com/> with Greg Mescal providing the play-by-play.

Possible Spartan Starters (as of 12/19)

0	Myron (MJ) Amey	G	6-2	JR	14.3 ppg, 4.1 rpg, 3.0 apg, 1.6 spg
13	Alvaro Cardenas	G	6-1	JR	13.3 ppg, 3.5 rpg, 5.3 apg, 1.0 spg
5	Tibet Görener	F	6-9	JR	13.2 ppg, 5.2 rpg
15	Trey Anderson	F	6-7	SR	12.8 ppg, 5.4 rpg, 1.0 bpg
4	Adrame Diongue	C	7-0	SO	5.2 ppg, 5.3 rpg, 1.4 bpg

-CON.-

Santa Clara	Comparison	San José State
78.3	Points/Game	75.3
72.2	Opp. PPG	70.5
+6.1	Scoring Margin	+4.8
.475	FG%	.469
.408	Opp FG%	.432
.367	3PPG%	.352
.327	Opp 3PPG%	.323
.697	FT%	.658
.721	Opp FT%	.696
39.4	Reb/Game	34.0
34.3	Opp Reb/Game	35.9
+5.1	Reb. Margin	-1.9
15.3	Assists/Game	14.0
13.8	Turnovers/Game	11.0
2.8	Blocks/Game	3.9
5.5	Steals/Game	6.0

ABOUT SANTA CLARA: The Santa Clara Broncos are 8-4 this season and are coming off a 69-61 win over Washington State on Saturday. The Broncos are 0-2 against the Mountain West this season with losses to New Mexico and Utah State. Head Coach Herb Sendek is in his eighth year in charge of the program and has a 128-98 career record at SCU.

SERIES RECORD: The Spartans are 32-82 all-time against the Broncos. In their last 10 meetings (seen below), the Spartans have taken three of seven games against their South Bay rivals.

Dec. 11, 2012 (H)	L	53-74
Nov. 12, 2013 (A)	L	77-89
Dec. 6, 2014 (H)	L	50-61
Dec. 5, 2015 (A)	L	75-78
Dec. 3, 2016 (H)	W	55-40
Dec. 21, 2017 (A)	W	75-63
Nov. 24, 2018 (H)	L	63-71
Dec. 18, 2019 (A)	L	84-89
Dec. 21, 2021 (H)	L	79-59
Dec. 10, 2022 (A)	W	75-64

SIX IN DOUBLE FIGURES SUNDAY: In Sunday's game against Montana, six Spartans scored in double figures including **Myron (MJ) Amey Jr., Tibet Görener, Latrell Davis, Alvaro Cardenas, William Humer** and **Diogo (DJ) Seixas**. It was the second time this season the Spartans had six players in double figures as they also had six against Bethesda on Nov. 9.

BACK-TO-BACK DOUBLE-DOUBLES: **Alvaro Cardenas** recorded double-doubles in the Spartans' games against North Dakota State and New Orleans. He produced 22 points and 10 rebounds at North Dakota State (12/4) and 16 points and 10 assists versus New Orleans (12/9). The 10 rebounds and the 10 assists were both career highs. Across the two games, he shot 57% from the field (15-for-26), scored 38 points and collected 14 assists and 13 rebounds.

29 FOR AMEY JR.: In the win over New Orleans, **Myron (MJ) Amey Jr.** registered a season-high 29 points. The junior guard made four three-pointers and had a stretch in the first half during which he scored 11 straight points for the Spartans.



2023-24 Mountain West Standings

(as of Dec. 19, 2023)

Team	Conference			Overall		
	W	L	PCT	W	L	PCT
Utah State	0	0	0.000	10	1	0.909
Colorado State (17/18)	0	0	0.000	9	1	0.900
New Mexico (RV/RV)	0	0	0.000	9	1	0.900
Nevada (RV/--)	0	0	0.000	8	1	0.889
San Diego State (RV/RV)	0	0	0.000	9	2	0.818
Air Force	0	0	0.000	7	3	0.700
Boise State	0	0	0.000	7	3	0.700
Wyoming	0	0	0.000	6	3	0.667
Fresno State	0	0	0.000	5	4	0.556
San José State	0	0	0.000	6	5	0.545
UNLV	0	0	0.000	4	4	0.500

Upcoming Schedule

Wednesday, December 20

Wyoming vs. South Dakota State (El Paso, Texas) 6 p.m. CT
 UC Irvine at New Mexico (MWN) 7 p.m. MT
 Santa Clara at San José State (NBC Sports Bay Area/MWN) 7 p.m. PT

Thursday, December 21

Nevada vs. Temple (Honolulu)(ESPNU) 10 a.m. HT
 Northern Colorado at Air Force (Altitude/MWN) 2 p.m. MT
 Stanford at San Diego State (CBSSN) 6 p.m. PT
 Hofstra at UNLV (MWN) 7 p.m. PT
 Boise State vs. Washington State (Spokane, Wash.)(Pac-12 Network) 8 p.m. PT
 Wyoming vs. UTEP/Norfolk State (El Paso, Texas) TBA

Friday, December 22

Fresno State at San Francisco (ESPN+) 5 p.m. PT
 East Tennessee State at Utah State (MWN) 7 p.m. MT
 16/17 Colorado State at LMU (ESPN+) 7 p.m. PT
 Nevada vs. TCU/Old Dominion (Honolulu) TBA

Sunday, December 24

Nevada vs. TBA (Honolulu) TBA

Friday, December 29

San Diego State at Gonzaga (ESPN2) 6 p.m. PT
 Adams State at Colorado State (MWN) 7 p.m. MT
 Fresno State at San Diego 7 p.m. PT
 Utah Valley at Boise State (KTVB/MWN) 7 p.m. MT

Saturday, December 30

Wyoming at BYU (ESPN+) 4 p.m. MT
 Fresno Pacific at Nevada (NSN/MWN) 7 p.m. PT

Sunday, December 31

Carroll College at UNLV (MWN) Noon PT

GÖRENER IN THE RECORD BOOKS: **Tibet Görener** is fourth all-time for most 3-pointers made at SJSU with 135 as he moved past Rashad Muhammad (2013-15), who made 134 in his career, on Sunday. Görener is three away from tying Adrian Oliver (2009-11) for third. Görener is also third in three-pointers attempted with 411; Ryan Welage (2015-18) is second in attempts with 417.

LONG-RANGE SPECIALIST: **Trey Anderson** ranks fourth in school history in three-point percentage (among players who have played in at least 50 games and averaged one or more three-point attempts per game). His career mark from beyond the arc is 42.1 percent, connecting on 106 of 252 attempts.

CARDENAS TOP 10 IN SCHOOL HISTORY: **Alvaro Cardenas** has dished out 265 assists in his two-plus years at San José State. Cardenas is one assist away from tying D.J. Brown (2012-14) and Ricky Berry (1986-88) for ninth for most assists in SJSU history.

40+ POINT HALVES: The Spartans have started the 2023-24 season by scoring 40+-points in 10 of the 24 halves. The second half of the most recent game against Montana was the first time since the first half at North Dakota State that they did not score 40 or more points. They registered 40 or more points in four straight halves until they produced 35 in the second half on Sunday.

SHOOTING SQUAD: The Spartans lead the Mountain West Conference in three-pointers made per game at 8.83.

SCTOP10 FOR DIONGUE: **Adrame Diongue's** dunk was featured on SportsCenter as the fourth-best play of the day on December 4. He had a poster dunk on his defender after catching a lob from **Alvaro Cardenas** in the loss at North Dakota State.

5-2 FOR THE SECOND STRAIGHT YEAR: For the second straight season, the Spartans started the season with a 5-2 record.

SCORING BALANCE: The Spartans have four players who average more than 10 points per game: **Myron (MJ) Amey Jr., Alvaro Cardenas, Tibet Görener** and **Trey Anderson**.

WINS BEFORE THANKSGIVING: For the second year in a row and for the second time in history, the Spartans won four games before Thanksgiving. This is the first time in program history that the Spartans won four games before Thanksgiving in back-to-back seasons. Prior to last year, the best mark the Spartans accrued before the holiday was three wins, accomplished in 2010-11 and 2019-20.

MILES OF SUCCESS AT SJSU: San José State head coach **Tim Miles** is in his third season at the school and in his 27th season overall as a head coach. He was named the head coach on April 6, 2021, and made an immediate impact on the Spartan fans as he won his 400th career game in the opener of the 2021-22 season. Miles has a 434-377 coaching record including 35-43 at San José State. He is 40th in the NCAA among active Division I

SJSU'S RECORD WHEN ...

home.....	4-1
away.....	0-4
neutral.....	2-1
overtime.....	0-2
games decided by 3 pts or less.....	0-0
games decided by 4-5 pts.....	1-2
games decided by 6-10 pts.....	1-1
games decided by 11-19 pts.....	2-3
games decided by 20+ pts.....	2-0
vs. Top 25.....	0-0
vs. Top 10.....	0-0
vs. Power 5 opponents.....	0-1
scoring first.....	4-2
leading at the half.....	4-3
tied at the half.....	0-0
trailing at the half.....	2-3
leading with 10 mins remaining.....	5-3
tied with 10 mins remaining.....	0-0
trailing with 10 mins remaining.....	1-3
leading with 5 mins remaining.....	6-1
tied with 5 mins remaining.....	0-0
trailing with 5 mins remaining.....	0-5
SJSU shoots 50% or better.....	3-0
SJSU shoots less than 50%.....	3-6
SJSU shoots better than opponent.....	6-1
SJSU shoots the same as opponent.....	0-0
SJSU shoots worse than opponent.....	0-5
Opponent shoots 50% or better.....	0-1
Opponent shoots less than 50%.....	6-5
SJSU outrebounds opponent.....	4-2
Opponent outrebounds SJSU.....	2-4
SJSU equals opponent in rebs.....	0-0
SJSU shoots 80% or better from FT line.....	1-0
SJSU has more FT attempts.....	2-1
Opponent has more FT attempts.....	4-5
SJSU equals opponent in FT attempts.....	0-0
SJSU shoots 40% or better from 3.....	2-1
SJSU has fewer turnovers than opponent.....	4-3
SJSU has more turnovers than opponent.....	1-3
SJSU equals opponent in turnovers.....	1-0
SJSU scores 100+ pts.....	1-0
SJSU scores 90-99 pts.....	0-0
SJSU scores 80-89 pts.....	1-0
SJSU scores 70-79 pts.....	4-4
SJSU scores 60-69 pts.....	0-0
SJSU scores 50-59.....	0-1
SJSU scores less than 50 pts.....	0-1
Opponent scores 100+ pts.....	0-0
Opponent scores 90-99 pts.....	0-0
Opponent scores 80-89 pts.....	1-3
Opponent scores 70-79 pts.....	1-2
Opponent scores 60-69 pts.....	2-0
Opponent scores 50-59.....	2-1
Opponent scores less than 50 pts.....	0-0
On Monday.....	2-1
On Tuesday.....	1-0
On Wednesday.....	0-1
On Thursday.....	1-0
On Friday.....	0-1
On Saturday.....	2-1
On Sunday.....	0-2
In November.....	5-3
In December.....	1-3
In January.....	0-0
In February.....	0-0
In March.....	0-0
On National TV (ESPN, ESPN2, CBS Sports Network, FS1, FS2).....	0-0
On NBC Sports Bay Area/California.....	1-0
On Mountain West Network.....	3-1
Miscellaneous	
Current Streak.....	Lost 1
Home court streak.....	Lost 1
Neutral court streak.....	Won 2
Road Streak.....	Lost 4
All-Time Record 112th Season (2,709 games).....	1,199-1,511 (.442)

head coaches in career wins at 434. He has 399 career wins in the NCAA as 35 of the 434 are from his time at Mayville State which is not an NCAA school.

In 2022-23, he coached the Spartans to a postseason appearance in the CBI, the first postseason berth for the Spartans since 2010-11.

Miles coached his 800th game as a head coach in the win over UC Irvine and won his 14th consecutive season opener against Division I opponents since 2009.

800 IS THE NUMBER FOR MILES: The Spartans season-opener marked the 800th career game for Tim Miles as a head coach in his 27 years at the helm of a program. San José State is the sixth school where he has been the head coach.

- Mayville State - 2 seasons - 1995-96 & 1996-97
- SW Minnesota State - 4 seasons - 1997-98 through 2000-2001
- North Dakota State - 6 seasons - 2001-02 through 2006-07
- Colorado State - 5 seasons - 2007-08 through 2011-12
- Nebraska - 7 seasons - 2012-13 through 2018-19
- San Jose State - 3rd season - 2021-22 to present

AMEY JR. GETS ALL-TOURNAMENT RECOGNITION: Myron (MJ) Amey Jr. was selected to the 2023 Paradise Jam All-Tournament Team which was voted upon by tournament staff and select media members. Amey Jr. led the Spartans to a 2-1 record in the tournament, averaging 16.0 points, 4.67 assists and 2.0 steals per game. He led the tournament with 14 assists.

2700 GAMES: The Bethesda game marked the 2,700th game played in the 113 years of the program. The program has won 1,199 games since the first season in 1909-10.

100 POINTS IN A GAME: The Spartans scored 117 points against Bethesda on November 9, the fifth time a San José State team has scored 100+ points in a game since 2011.

TIM MILES RETURNED HOME: The Spartans' head coach, **Tim Miles**, had a homecoming when the Spartans took on North Dakota state in Fargo, N.D. Miles is from the Dakotas and spent the majority of his young-adult life involved in basketball in the region.

- Born and raised in Doland, South Dakota
- Attended the University of Mary in Bismarck, N.D. where he earned a bachelor of science degree
- Was a graduate assistant at Northern State University in Aberdeen, S.D. where he earned a master's degree in health and physical education
- First head coaching job was at Mayville State in Mayville, N.D. from 1995-96 - 1996-97
- Coached the Bison from 2001-02 - 2006-07

MILES FAMILY CONNECTION: Tim Miles' son, Gabe Miles, is a freshman majoring in biology at North Dakota State. Gabe is a student-athlete, competing as a sprinter for the track & field team. He was a Nebraska Class A state champion in the 400m dash as a senior in high school in 2023. His daughter, Ava, is a student at SJSU and is a photographer for the athletic department.

TEAM INTERNATIONAL: Seven of the Spartans are internation-

MW Player of the Week

- Nov. 13 Kenan Blackshear, Sr., G, Nevada
- Nov. 20 Jaedon Ledee, Sr., F, San Diego State
- Nov. 27 Isaiah Stevens, Gr., G, Colorado State
- Dec. 4 Isaiah Stevens, Gr., G, Colorado State
- Dec. 11 Donovan Dent, So., G, New Mexico
- Dec. 18 Ian Martinez, Sr., G, Utah State
- Dec. 26
- Jan. 1
- Jan. 8
- Jan. 15
- Jan. 22
- Jan. 29
- Feb. 5
- Feb. 12
- Feb. 19
- Feb. 26
- March 4
- March 11

MW Freshman of the Week

- Nov. 13 Cam Manyawy, F, Wyoming
- Nov. 20 JT Toppin, F, New Mexico
- Nov. 27 JT Toppin, F, New Mexico
- Dec. 4 Tru Washington, F, New Mexico
- Dec. 11 JT Toppin, F, New Mexico
- Dec. 18 Dedan Thomas Jr., G, UNLV
- Dec. 26
- Jan. 1
- Jan. 8
- Jan. 15
- Jan. 22
- Jan. 29
- Feb. 5
- Feb. 12
- Feb. 19
- Feb. 26
- March 4
- March 11

MW Statistics (All Games)

Scoring -13th.....	Myron (MJ) Amey Jr., 14.3 pg
Scoring - 18th	Alvaro Cardenas, 13.3 pg
Scoring -20th.....	Tibet Görener, 13.1 pg
Rebounding - 16th.....	Tibet Görener, 5.4 pg
Rebounding - 18th.....	Trey Anderson, 5.3 pg
Offensive Rebounds - 14th	Trey Anderson, 1.6 pg
FG Percentage - 12th.....	Alvaro Cardenas, .452
FG Percentage - 13th.....	Myron (MJ) Amey Jr., .432
3-Point FG Made - 5th.....	Tibet Görener, 2.25 pg
3-Point FG Made - 6th.....	Trey Anderson, 2.00 pg
3-Point FG Made - 14th	Myron (MJ) Amey Jr., 1.75 pg
Assists - 6th	Alvaro Cardenas - 5.33 pg
Assists - 11th	Myron (MJ) Amey Jr. - 3.00 pg
Blocked Shots - 4th.....	Adrame Diongue, 1.36 pg
Blocked Shots - 11th.....	Trey Anderson, 1.00 pg
Assist/Turnover Ratio - 6th.....	Alvaro Cardenas, 36/14, 2.57
Assist/Turnover Ratio - 7th.....	Alvaro Cardenas, 64/25, 2.56
Steals - 10th	Myron (MJ) Amey Jr., 1.58 pg
Minutes Played - 7th.....	Alvaro Cardenas, 34.8 pg
Minutes Played - 9th.....	Tibet Görener, 34.2 pg

al student-athletes and many of them have played for youth national teams including **Tibet Görener** (Turkey), **Diogo (DJ) Seixas** (Portugal) and **Latrell Davis** (Great Britain). Recruiting international players has been a focal point for the Spartans' coaching staff.

NAME TAGS NEEDED: This year's Spartan roster features nine newcomers, seven freshmen, a junior college transfer and a college transfer. **Adrame Diongue**, a transfer from Washington State, is the only newcomer in the starting lineup. **William Hu-**

<p>Miscellaneous Stats Career Double-Doubles (SJSU only) Robert Vaihola - 3 14 points, 10 rebounds, vs. Bethesda, Nov. 12, 2022 18 points, 10 rebounds, vs. Air Force, Jan. 24, 2023 15 points, 11 rebounds, vs. Boise State, Feb. 25, 2023</p> <p>Trey Anderson - 3 15 points, 12 rebounds, at Portland, Dec. 17, 2021 11 points, 11 rebounds, at Northern Colorado, Nov. 19, 2022 16 points, 10 rebounds, vs. Norfolk State, Nov. 18, 2023</p> <p>Myron (MJ) Amey Jr. - 2 23 points, 12 rebounds, vs. San Diego State, Feb. 9, 2022 14 points, 10 rebounds, vs. North Dakota State, Nov. 27, 2023</p> <p>Alvaro Cardenas - 2 22 points, 10 rebounds at North Dakota State, Dec. 4, 2023 16 points, 10 assists vs. New Orleans, Dec. 9, 2023</p> <p>Career 20+ point games Myron (MJ) Amey - 8 32, vs. Bethesda, Jan. 8, 2022 29, vs. New Orleans, Dec. 9, 2023 23, vs. UNLV, Jan. 17, 2022 24, at Boise State, Feb. 5, 2022 23, vs. San Diego State, Feb. 9, 2022 22, vs. Cal Poly, Nov. 29, 2023 21 - vs. Abilene Christian, Nov. 17, 2023</p> <p>Tibet Görener - 3 26, vs. Bethesda, Nov. 9, 2023 23, vs. Bethesda, Jan. 8, 2022 20, at Utah State, Jan. 21, 2023</p>	<p>Alvaro Cardenas - 4 23, vs. Hampton, Nov. 20, 2023 22, at North Dakota State, Dec. 4, 2023 22, vs. Southern Indiana, March 18, 2023 20, vs. Fresno State, Jan. 10, 2023</p> <p>Trey Anderson -2 23, vs. Pacific, Dec. 11, 2021 21, vs. North Dakota State, Nov. 27, 2023</p> <p>Career 10+ rebound games Robert Vaihola - 5 10, at New Mexico, Jan. 25, 2022 (at Fresno State) 10, vs. Bethesda, Nov. 12, 2022 13, vs. UNLV, Dec. 28, 2022 10, at New Mexico, Jan. 17, 2023 11, vs. Boise State, Feb. 25, 2023</p> <p>Trey Anderson - 3 12, at Portland, Dec. 17, 2021 11, at Northern Colorado, Nov. 19, 2022 10, vs. Norfolk State, Nov. 18, 2023</p> <p>Myron (MJ) Amey Jr. - 2 12, vs. San Diego State, Feb. 9, 2022 10, vs. North Dakota State, Nov. 27, 2023</p> <p>Adrame Diongue - 1 11, vs. Bethesda, Nov. 9, 2023</p> <p>Alvaro Cardenas - 1 10, at North Dakota State, Dec. 4, 2023</p> <p>Career 10+ assist games Alvaro Cardenas - 1 10, vs. New Orleans, Dec. 9, 2023</p>	<p>20+ point games in 2023-24 - 5 Tibet Görener - 1 26, vs. Bethesda, Nov. 9, 2023</p> <p>Alvaro Cardenas - 2 23, vs. Hampton, Nov. 20, 2023 22 - at North Dakota State, Dec. 4, 2023</p> <p>Myron (MJ) Amey Jr. - 2 22, vs. Cal Poly, Nov. 29, 2023 21, vs Abilene Christian, Nov. 17, 2023</p> <p>Trey Anderson - 1 21, vs. North Dakota State, Nov. 27, 2023</p> <p>10+ rebound games in 2023-24 - 4 Adrame Diongue - 1 11, vs. Bethesda, Nov. 9, 2023</p> <p>Trey Anderson, 1 10, vs. Norfolk State, Nov. 18, 2023</p> <p>Myron (MJ) Amey Jr - 1 10, vs. North Dakota State, Nov. 27, 2023</p> <p>Alvaro Cardenas - 1 10, at North Dakota State, Dec. 4, 2023</p> <p>Double-Doubles in 2023-24 - 2 Trey Anderson - 1 16 points, 10 rebounds vs. Norfolk State, Nov. 18, 2023</p> <p>Myron (MJ) Amey Jr. - 1 14 points, 10 rebounds vs. North Dakota State, Nov. 27, 2023</p> <p>Alvaro Cardenas - 2 22 points, 10 rebounds at North Dakota State, Dec. 4, 2023 16 points, 10 assists vs. New Orleans, Dec. 9, 2023</p>
---	---	---

mer, from McCook CC, is a stretch big man off the bench. **Latrell Davis**, from Leeds, Great Britain, is another one of the first guys off the bench and has a habit of getting to the free-throw line. **Rickey Mitchell Jr.**, **Christian Wise**, **Bennett Blackerby**, **Pasha Goodarzi** and **Diogo Seixas** have also seen action this season. **Iggy Mitchell** is currently unavailable due to injury.

MOST NON-CONFERENCE WINS SINCE 2010-11: With nine non-conference wins in 2022-23, the Spartans won the most since the 2010-11 season when SJSU won 10 non-conference contests. The last team to win nine non-conference games was the 1999-2000 team that finished the year 15-15.

MOST MW WINS EVER/MOST CONFERENCE WINS SINCE 1993-94: With 10 Mountain West wins last season, the Spartans recorded the most MW wins in school history and the most since the 1993-94 season. Since joining a conference in 1969-70, Spartan teams have won nine or more conference games in six seasons. Three of those teams have participated in the postseason - 1980-81 NIT, 1995-96 NCAA Tournament, and 2022-23 CBI.

9+ Conference Wins Since 1969-70

1980-81	10-4	Big West (NIT Participant)
1984-85	10-8	Big West
1986-87	10-8	Big West
1993-94	11-7	Big West
1995-96	9-9	Big West (NCAA Tournament)
2022-23	10-8	MW (CBI Participant)

PERRY, FROM MANAGER TO KEY MINUTES: Ryen Perry, a former team manager for the Spartan program, switched responsibilities in November of 2022 when he was added to the roster and got to wear #25 on his back. On March 4, 2023, in his seventh game of the season, Perry made a difference on the court for the Spartans in the comeback win at Air Force. He played the final 11:35 of the game and made his only field goal of the season, a three-pointer to bring the Spartans to within six points of the Falcons. Perry also had a rebound in the game and had a +/- of 16 in the win.

UP NEXT: The Spartans will open Mountain West Conference play on the road at Wyoming on Jan. 2, 2023 at 5:30 p.m. PT.

Starting Lineups

Game	Guard	Guard	Forward	Forward	Center	Record
UC IRVINE	Alvaro Cardenas	Myron (MJ) Amey Jr.	Tibet Görener	Trey Anderson	Adrame Diongue	1-0
BETHESDA	Alvaro Cardenas	Myron (MJ) Amey Jr.	Tibet Görener	Trey Anderson	Adrame Diongue	2-0
at Texas Tech	Alvaro Cardenas	Myron (MJ) Amey Jr.	Tibet Görener	Trey Anderson	Adrame Diongue	2-1
vs. Abilene Christian	Alvaro Cardenas	Myron (MJ) Amey Jr.	Tibet Görener	Trey Anderson	Adrame Diongue	2-2
vs. Norfolk State	Alvaro Cardenas	Myron (MJ) Amey Jr.	Tibet Görener	Trey Anderson	Adrame Diongue	3-2
vs. Hampton	Alvaro Cardenas	Myron (MJ) Amey Jr.	Tibet Görener	Trey Anderson	Adrame Diongue	4-2
NORTH DAKOTA STATE	Alvaro Cardenas	Myron (MJ) Amey Jr.	Tibet Görener	Trey Anderson	Adrame Diongue	5-2
at Cal Poly	Alvaro Cardenas	Myron (MJ) Amey Jr.	Tibet Görener	Trey Anderson	Adrame Diongue	5-3
at Montana	Alvaro Cardenas	Myron (MJ) Amey Jr.	Tibet Görener	Trey Anderson	Adrame Diongue	5-4
at North Dakota State	Alvaro Cardenas	Myron (MJ) Amey Jr.	Tibet Görener	Trey Anderson	Adrame Diongue	5-5
NEW ORLEANS	Alvaro Cardenas	Myron (MJ) Amey Jr.	Latrell Davis	Tibet Görener	Adrame Diongue	6-5
MONTANA	Alvaro Cardenas	Myron (MJ) Amey Jr.	Latrell Davis	Tibet Görener	William Humer	6-6
SANTA CLARA						
at Wyoming						
BOISE STATE						
SAN DIEGO STATE						
at Air Force						
at Fresno State						
NEW MEXICO						
UNLV						
at Utah State						
at Nevada						
FRESNO STATE						
at Colorado State						
AIR FORCE						
WYOMING						
at Boise State						
NEVADA						
at San Diego State						
at UNLV						
UTAH STATE						
MW Tournament						

CAREER LEADERS

TOTAL POINTS

Name	Seasons	G	FG	3FG	FT Points
1. Ricky Berry	1986-88	84	619	113	416 1,767
2. Adrian Oliver	2009-11	80	585	138	442 1,750
3. Stu Inman	1947-50	123	591	0	322 1,504
4. Wally Rank	1977-80	102	562	0	308 1,432
5. Omari Moore	2020-23	117	497	116	202 1,312
6. Justin Graham	2007-11	119	460	57	295 1,272
7. Ryan Welage	2015-18	91	457	161	183 1,258
8. Chris McNealy	1981-83	81	504	2	226 1,236
9. Coby Dietrick	1968-70	72	465	0	243 1,173
10. Terry Cannon	1990-92, 94	97	414	114	209 1,139

FIELD GOALS MADE

Name	Seasons	G	Att.	Made
1. Ricky Berry	1986-88	84	1,301	619*
2. Stu Inman	1947-50	123	1,506	591
3. Adrian Oliver	2009-11	80	1,347	585
4. Wally Rank	1977-80	102	1,207	562
5. Chris McNealy	1981-83	81	914	504**
6. Omari Moore	2020-23	117	1,094	497
7. Sid Williams	1978-81	111	958	485
8. Johnnie Skinner	1971-73	73	1,142	481
9. Coby Dietrick	1968-70	72	1,054	465
10. Justin Graham	2007-11	119	1,024	460

FIELD GOALS ATTEMPTED

Name	Seasons	G	Made	Att.
1. Stu Inman	1947-50	123	591	1,536
2. Ricky Berry	1986-88	84	619	1,309
3. Wally Rank	1977-80	102	562	1,207
4. Johnnie Skinner	1971-73	73	481	1,142
5. Omari Moore	2020-23	117	497	1,094
6. Coby Dietrick	1968-70	72	465	1,054
7. Ryan Wellage	2015-16	91	457	1,048
8. Justin Graham	2007-11	119	460	1,024
9. S.T. Saffold	1964-66	72	421	970
10. Sid Williams	1978-81	111	485	958

FIELD GOAL PERCENTAGE

(Minimum four made per game played)

Name	Seasons	G	FG	FGA	Pct.
1. Brandon Clarke	2016-17	61	328	542	.604
2. Mickey Johnson	1979-80	56	278	473	.588
3. Earl Hogue	1974-76	75	315	568	.555
4. Chris McNealy	1981-83	81	504	914	.551
5. Dick Groves	1968-69	41	183	338	.541
6. Stony Evans	1984-85	57	246	461	.534
7. Menelik Barbary	2006-07	61	245	461	.531
8. Ward Farris	1982, 84-86	83	339	644	.526
9. Stan Hill	1977-78	50	214	415	.516
10. Darnell Williams	2000-01	58	288	562	.512

3-POINT FIELD GOALS MADE

Name	Seasons	G	Att.	Made
1. Ryan Welage	2015-18	91	417	161
2. Tim Pierce	2007-09	86	471	153
3. Adrian Oliver	2009-11	80	361	138
4. Tibet Görener	2022-	76	411	135
5. Rashad Muhammad	2013-15	58	354	134
6. Robert Owens	2009-10	61	315	125
7. Michael Quinney	1998-99	54	336	123
8. Tito Addison	1995-97	84	375	122
9. Noah Baumann	2017-19	61	265	121
10. Jason Allen	1991-94	97	340	120
James Kinney	2012-13	45	320	120

3-POINT FIELD GOALS ATTEMPTED

Name	Seasons	G	Made	Att.
1. Tim Pierce	2007-09	86	153	471
2. Ryan Welage	2015-18	91	161	417
3. Tibet Görener	2022-	76	135	411
4. Tito Addison	1995-97	84	122	375
5. Adrian Oliver	2009-11	80	138	361
6. Keith Shamburger	2011-12	63	108	348
7. D.J. Brown	2012-14	91	112	347
8. Omari Moore	2020-23	117	116	341
9. Jason Allen	1991-94	97	120	340
10. Michael Quinney	1998-99	54	123	336

3-POINT FIELD GOAL PERCENTAGE

(Minimum 1.0 made per game played and 50 made)

Name	Seasons	G	3FG	3FGA	Pct.
1. Ricky Berry	1986-88	84	113	246	.459
2. Noah Baumann	2017-19	61	121	265	.457
3. Steve Haney	1988-89	45	103	233	.442
4. Trey Anderson	2021-	75	106	252	.421
5. James Kinney	2012	31	86	216	.398
6. Robert Owens	2009-10	61	125	315	.397
7. Marquin Chandler	2004-05	57	59	149	.396
8. Ryan Welage	2015-18	91	161	417	.386
9. Phil Calvert	2002, 04	57	71	185	.384
10. Brett Lilly	1999, 2003-04	59	92	240	.383

FREE THROWS MADE

Name	Seasons	G	Att.	Made
1. Adrian Oliver	2009-11	80	529	442
2. Carroll Williams	1953-55	75	552	441
3. Ricky Berry	1986-88	84	507	416
4. Stu Inman	1947-50	123	498	322
5. Wally Rank	1977-80	102	450	308
6. Eddie Diaz	1956-58	76	433	299
7. Justin Graham	2007-11	119	441	295
8. Ken Mickey	1974, 76-77	82	357	271
9. Marmet Williams	1994-98	112	368	267
10. Olivier Saint-Jean	1996-97	51	354	260

FREE THROWS ATTEMPTED

Name	Seasons	G	Made	Att.
1. Carroll Williams	1953-55	75	441	552
2. Adrian Oliver	2009-11	80	442	529
3. Ricky Berry	1986-88	84	416	507
4. Stu Inman	1947-50	123	322	498
5. Wally Rank	1977-80	102	308	450
6. Justin Graham	2007-11	119	295	441
7. Eddie Diaz	1956-58	76	299	433
8. Bob Hagen	1947-49	81	207	370
9. Marv Branstrom	1956-58	76	186	368
9. Marmet Williams	1994-98	112	267	368

FREE THROW PERCENTAGE

(Minimum 2.0 made/game played and 50 games played)

Name	Seasons	G	FT	FTA	Pct.
1. Adrian Oliver	2009-11	80	442	529	.836
2. Ricky Berry	1986-88	84	416	507	.821
3. Carroll Williams	1953-55	75	441	552	.799
4. Doug Murrey	1978-81	88	173	219	.789
5. Gil Egeland	1956-58	73	165	210	.786
6. Pete Miller	1974-75	55	128	164	.780
7. Brandon Hawkins	2002-03	50	237	304	.779
8. Chris Cunningham	2013-14	60	180	232	.776
8. Lossie Mitchel	1992-94	52	116	150	.773
10. Brad Quinet	1995-97	55	161	211	.763

REBOUNDS

Name	Seasons	G	REB
1. Marv Branstrom	1956-58	76	864
2. George Clark	1950-52	75	857
3. Coby Dietrick	1968-70	72	759
4. S.T. Saffold	1964-66	72	705
5. Reggie Owens	1985-87	86	692
6. Chris McNealy	1981-83	81	678
7. Wally Rank	1977-80	102	662
8. Chris Oakes	2008-10	83	661
9. Kevin Logan	1990-93	106	608
10. Pat Hamm	1969-71	72	557

ASSISTS

Name	Seasons	G	AST
1. Justin Graham	2007-11	119	508
2. Michael Dixon	1982-85	107	477
3. Ken Mickey	1974, 76-77	82	476
4. Mike Mendez	1978-81	108	469
5. Omari Moore	2020-23	117	429
6. Marmet Williams	1994-98	112	318
7. Dalen James	2013-18	117	274
8. D.J. Brown	2012-14	91	266
Ricky Berry	1986-88	84	266
10. Alvaro Cardenas	2021-	78	265

BLOCKED SHOTS (Since 1979)

Name	Seasons	G	BS
1. Gerald Thomas	1984, 86-88	113	127
2. Brandon Clarke	2016-17	61	116
3. Chris Oakes	2008-10	83	111
4. Omari Moore	2020-23	117	90
5. Menelik Barbary	2006-07	61	87
6. Chris McNealy	1981-83	81	81
7. Ibrahima Diallo	2022-23	48	78
8. Darnell Williams	2000-01	58	75
9. Isaac Thornton	2013-17	121	65
10. Lance Holloway	2004, 06-08	87	58

STEALS (Since 1979)

Name	Seasons	G	ST
1. Justin Graham	2007-11	119	209
2. Isaac Thornton	2013-17	121	145
3. Tito Addison	1995-97	84	125
4. Omari Moore	2020-23	117	120
5. Mike Mendez	1979-81	86	114
6. Terry Cannon	1990-92, 94	97	113
7. Marmet Williams	1994-98	112	111
8. Chris McNealy	1981-83	81	109
9. Isaac Thornton	2013-16	91	106
Michael Dixon	1982-85	107	106

IN-SEASON TOURNAMENT RESULTS

YEAR	TOURNAMENT	FINISH	YEAR	TOURNAMENT	FINISH
			1985	Hoosier Classic, Indianapolis, Ind.	3rd Place
1958	Poinsettia Tournament, San Diego, Calif.	4th Place	1986	Far West Classic, Portland, Ore.	5th Place
1959	WCAC Tournament, San Francisco, Calif.	8th Place	1987	Fighting Illini Classic, Champaign, Ill.	3rd Place
1960	WCAC Tournament, San Francisco, Calif.	8th Place	1988	Ameritas Classic, Lincoln, Neb.	2nd Place
1961	WCAC Tournament, San Francisco, Calif.	5th Place	1989	Oldsmobile Cutlass Classic, E. Lansing, Mich.	4th Place
1962	WCAC Tournament, San Francisco, Calif.	CHAMPION	1993	Stanford Fry's Invitational, Stanford, Calif.	2nd Place
1963	WCAC Tournament, San Francisco, Calif.	CHAMPION	1994	Comerica Cable Car Classic, San Jose, Calif.	3rd Place
1964	WCAC Tournament, San Francisco, Calif.	3rd Place	1995	Fighting Illini Classic, Champaign, Ill.	4th Place
1965	WCAC Tournament, San Francisco, Calif.	4th Place	1996	Comerica Cable Car Classic, San Jose, Calif.	CHAMPION
1966	Knights of Columbus Tournament, Portland, Ore.	3rd Place	1999	Pearl Harbor Invitational, Laie, Hawaii	2nd Place
	WCAC Tournament, San Jose, Calif.	6th Place	2001	BCA Invitational, Raleigh, N.C.	6th Place
1967	Lobo Invitational, Albuquerque, N.M.	3rd Place	2001	Cyclone Challenge, Ames, Iowa	Tied for 1st Place
1969	Roadrunners Classic, Las Cruces, N.M.	3rd Place	2003	Surf'N Slam Tournament, Laie, Hawaii	2nd Place
1970	Far West Classic, Portland, Ore.	8th Place	2005	2K Sports College Hoops Coaches vs. Cancer Classic Lubbock, Texas	3rd Place
1974	Rainbow Classic, Honolulu, Hawaii	7th Place	2005	Holiday Station Stores Classic, Bozeman, Mont.	4th Place
1977	Utah Classic, Salt Lake City, Utah	4th Place	2006	CBE Classic, Stanford, Calif.	4th Place
1978	Fiesta Classic, Tempe, Ariz.	3rd Place	2007	First Shot Exempt Tournament, Murfreesboro, Tenn.	CHAMPION
	Cable Car Classic, Santa Clara, Calif.	4th Place	2008	Shamrock Office Solutions Classic, Moraga, Calif.	3rd Place
1979	Cable Car Classic, Santa Clara, Calif.	CHAMPION	2011	Elgin Baylor Classic, Seattle, Wash.	CHAMPION
	All-College Tournament, Oklahoma City, Okla.	7th Place	2014	John Wooden Legacy, Anaheim, Calif.	8th Place
1981	KOA Classic, Billings, Mont.	CHAMPION	2015	GCI Great Alaska Shootout, Anchorage, Alaska	5th Place
1982	Las Vegas Holiday Classic, Las Vegas, Nev.	3rd Place	2018	Junkanoo Jam, Bimini, The Bahamas	4th Place
1983	Stanford Invitational, Stanford, Calif.	4th Place	2021	Abe Lemons Classic	
1984	Utah Classic, Salt Lake City, Utah	CHAMPION	2022	Baha Mar Hoops Nassau Championship	5th Place
			2023	Paradise Jam	5th Place

2023-24 San José State Men's Basketball Roster

NO	NAME	POS	HT	WT	YR	HOMETOWN/LAST SCHOOL
0	Myron (MJ) Amey, Jr.	G	6-2	185	JR	Vacaville, Calif./Scotland Prep (Pa.)
1	Garrett Anderson	G	6-6	190	SO	Phoenix, Ariz./PHH Prep
2	Rickey Mitchell Jr.	G	6-4	172	FR	Aurora, Colo./Smoky Hill HS
4	Adrane Diongue	C	7-0	190	SO	Dakar, Senegal/Washington State
5	Tibet Görener	F	6-9	205	JR	Istanbul, Turkey/Orange Lutheran HS/Arizona
6	Latrell Davis	G	6-2	195	FR	Leeds, Great Britain/First Baptist Academy (Fla.)
7	Pasha Goodarzi	G	6-3	190	FR	Los Gatos, Calif./Valley Christian HS
8	Iggy Mitchell	G	6-2	200	FR	Sydney, Australia/
13	Alvaro Cardenas	G	6-1	182	JR	Granada, Spain/Get Better Academy
15	Trey Anderson	F	6-7	200	SR	San Diego, Calif./University of South Carolina
20	Christian Wise	F	6-6	205	FR	San Francisco, Calif./Archbishop Riordan HS
21	William Humer	F	6-10	228	SO	Sollentuna, Sweden/McCook CC
22	Robert Vaihola	F	6-8	260	JR	San Mateo, Calif./Fresno State
23	Diogo Seixas	F	6-8	235	FR	Lisbon, Portugal/212 Sports Academy
24	Bennett Blackerby	G	6-0	180	FR	Austin, Texas/L. C. Anderson HS
25	Ryen Perry	G	6-2	188	SR	Placentia, Calif./Fullerton College

Head Coach: Tim Miles (University of Mary, 1989), 3rd season

Assistant Coaches: Damany Hendrix (Lamar, 2003)

Jeff Strohm (Eastern Illinois, 1988)

Ed Gipson (Calumet College of St. Joseph, 2005)

Recruiting Coordinator: Austin Sleight (Nebraska, 2020)

Director of Basketball Operations: Tim Marrion (Washington State, 2006)

Roster Breakdown by State/Country (Nine Americans, Seven International)

California - 6, Arizona - 1, Colorado - 1, Texas - 1, Senegal - 1, Turkey -1, Great Britain - 1, Australia - 1, Spain - 1, Sweden - 1, Portugal - 1

Roster Breakdown by Year

Freshmen - 7, Sophomore - 3, Junior - 4, Senior - 2

Pronunciation Guide

Alvaro Cardenas -AL-vuh-roh car-DEE-nes

Adrane Diongue - uh-DRAW-may JONG

Tibet Görener - GOR-eh-nur

William Humer - HUGH-mer

Diogo Seixas - say-SHUS

Robert Vaihola - VYE-oh-lah

Damany Hendrix - DAH-mah-nee

The Spartans on Social Media Men's Basketball

Facebook - /SJSUMBB

X - @SanJoseStateMBB

Instagram - @sanjosestatembb

Tik Tok - @sjsubasketball


Athletics Department

Facebook - /SJSUspartans


X - @SJSUAthletics

Instagram - @sjsuspartans

YouTube - /SJSUAthletics



#0 MJ AMEY
Guard • 6-2 • JR
Vacaville, Calif.




#1 GARRETT ANDERSON
Guard • 6-5 • SO
Phoenix, Ariz.



#2 RICKEY MITCHELL JR.
Guard • 6-4 • FR
Aurora, Colo.



#4 ADRAME DIONGUE
Center • 7-0 • SO
Dakar, Senegal



#5 TIBET GÖRENER
Forward • 6-9 • JR
Istanbul, Turkey



6 LATRELL DAVIS
Guard • 6-2 • FR
Leeds, Great Britain




7 PASHA GOODARZI
Guard • 6-3 • FR
Los Gatos, Calif.




#8 IGGY MITCHELL
Guard • 6-2 • FR
Sydney, Australia



#13 ALVARO CARDENAS
Guard • 6-1 • JR
Granada, Spain



#15 TREY ANDERSON
Forward • 6-7 • SR
San Diego, Calif.



#20 CHRISTIAN WISE
Guard • 6-6 • FR
San Francisco, Calif.



#21 WILLIAM HUMER
Forward • 6-10 • SO
Sollentuna, Sweden



#22 ROBERT VAIHOLA
Forward • 6-8 • JR
San Mateo, Calif.



#23 DIOGO SEIXAS
Forward • 6-8 • FR
Lisbon, Portugal



#24 BENNETT BLACKERBY
Guard • 6-0 • FR
Austin, Texas



#25 RYEN PERRY
Guard • 6-2 • SR
Placentia, Calif.




Tim Miles
Head Coach



Damany Hendrix
Assistant Coach



Jeff Strohm
Assistant Coach



Ed Gipson
Assistant Coach



Tim Miles Head Coach

Tim Miles returns for his third season after a historic run for San José State University men's basketball program during the 2022-23 season. Miles was named the head coach of the Spartans program on April 6, 2021, and brought over 24 years of head coaching experience to the South Bay.

Last season, Miles and Spartans achieved feats that had not been seen in program history including having both the Mountain West Player of the Year in Omari Moore and the Coach of the Year in Miles. Coach was also a Jim Phelan National Coach of the Year Finalist in recognition of the team's 13-win improvement from the previous season

2022-23 Highlights

- 21-14 overall record – Most wins for the program since the 1980-81 season (22-9)
- 10-8 in Mountain West play – most MW wins in a season in school history and the best finish in the standings in fifth place
- MW Tournament win over Nevada – first at the conference tournament in school history
- First time the Spartans played in a quarterfinal and semifinal game

- First round win at the Discount Tire CBI over Southern Indiana was the first postseason win in school history in six tries
- 12 home wins was the most since the 2016-17 season
- Omari Moore – MW Player of the Year, the first San José State player to receive a conference Player of the Year award

The Spartans' success propelled them into postseason play in 2022-23 as the team was invited to play in the Discount Tire CBI. The team went 1-1 at the tournament played at the Ocean Center in Daytona Beach, Fla. At the tournament, two of Miles' former players were on coaching staffs of participating teams. Aaron Fearnle was the Associate Head Coach at Charlotte and now interim head coach at Charlotte, while Flynn Clayman was the Associate Head Coach at Southern Utah and is now the Associate Head Coach at High Point.

In his inaugural season Miles posted eight wins which was the most wins since the 2016-2017 season. The Spartans were third in the conference in 3-point shooting percentage under the guidance of Miles. Under the guidance of Miles, the Spartans had a program record 17 3-pointers against Portland State

Miles came to San José State after coaching at the University of Nebraska from 2012-19. During his time in Lincoln, Nebraska saw unprecedented success with some of their most successful seasons in program history. In 2014, just two seasons after being hired, Miles led the team to their first NCAA Tournament in 16 seasons. He was named the Jim Phelan Award winner for national coach of the year and was tabbed the Big Ten Coach of the Year.

That 2013-14 season made Nebraska the talk of college basketball after reaching the tournament despite being selected to finish last in the Big Ten standings in the preseason poll. The Cornhuskers overcame a 1-5 start in conference play by winning 10 out of their last 12 games to finish fourth in the standings with an 11-7 record. Among those wins was a 60-51 victory over No. 9 Michigan State, the program's first road win over a top-10 program since 1997, and a 77-68 defeat of Wisconsin.

The turnaround at Nebraska began immediately under Miles' wing with the Cornhuskers seeing a three-win improvement from 12 to 15 wins in the 2012-13 year. With just one returning starter, Miles and company defeated three NCAA Tournament teams and finished the year off with a victory over Purdue in the Big Ten Tournament. After the success of the Huskers' NCAA Tournament appearance in 2013-14, the following season saw more firsts for the Nebraska program as they achieved a national ranking for the first time since 1995.

In 2017-18, Miles led the Cornhuskers to one of their most successful seasons in program history. Nebraska won 22 games, their most since the 1990-91 campaign, with a school record 13 wins in conference play and earned a bid to the National Invitation Tournament (NIT) for their first postseason appearance in four seasons.

In Miles' final season at Nebraska, the Huskers won 19 games, earned another top-25 ranking in the Associated Press poll and advanced to their second-straight NIT appearance.

In his seven total seasons at the helm of Nebraska men's basketball, Miles guided nine players to All-Big Ten accolades including two-time all-conference pick Terran Petteway, who became the first Husker in program history to win the Big Ten scoring title in 2013-14 with an average of 18.1 points per game.

Miles demands excellence from his student-athletes in the classroom. He guided 17 Nebraska players to Academic All-Big Ten honors, including a conference-best five selections in 2015. In 2014-15, Shamian Shields was the first player in program history to earn first-team Academic All-American honors.

Prior to his extended stint at Nebraska, Miles made a name for himself at Colorado State where he took the Rams to new heights and laid the foundation for what is now one of the top teams in the Mountain West. In five seasons, he increased his win total in each season with his best year being the 2011-12 campaign that saw CSU defeat a school-record three ranked teams en route to their first 20-plus win season since 1997-98. The Rams finished with a 20-12 record, put three players on the all-conference team, and advanced to the NCAA Tournament for the first time in nine years. For his efforts, Miles was named the District VIII Coach of the Year by the U.S. Basketball Writers Association.

The 2011-12 Colorado State team averaged 70.1 points per game and was the Mountain West leader in field goal percentage (47.1), 3-point percentage (40.0) and free throw percentage (76.8). They also were one of just two programs nationwide to rank in the top 10 in both free throw and 3-point percentage. The Rams' 20-win campaign was just

the seventh in program history. Miles quickly turned the Colorado State program around from his first day on campus. His first two seasons saw the Rams battle through growing pains and injuries. Colorado State improved their win total in league play in Miles' second season and finished the year off with a key victory over Wyoming in the Mountain West Tournament.

Years three through five were some of the most successful for the Rams, culminating in CSU's NCAA Tournament bid in 2011-12. In 2009-10, Miles led the Rams to their first postseason appearance in seven years after posting 16 regular-season wins. Colorado State was selected to participate in the College Basketball Invitational (CBI), and Miles was named the Mountain West Coach of the Year by Colleg Insider.com.

The 2010-11 team finished in fourth place in the Mountain West after posting the program's first winning record since 2007. The Rams finished the year 19-13 and earned a berth to the NIT for their second-straight postseason appearance. Miles and company won nine conference games that year and received votes in the top-25 national poll at year's end for the first time since 2005-06.

Before going to CSU, Miles was the head coach of North Dakota State for six seasons, where he guided the program through their transition to Division I. The Bison reached at least 16 wins in each of Miles' final five seasons at the helm. In 2005-06 against 13th ranked Wisconsin. North Dakota State handed the Badgers a 62-55 loss, snapping Wisconsin's 27-game win streak against non-conference opponents. The loss was also just one of 10 non-conference home losses for the Badgers under hall of fame coach Bo Ryan. Miles was awarded the CBS Sportsline Division I Independent Coach of the Year and was a finalist for the Hugh Durham Mid-Major Coach of the Year Award.

Miles was also the catalyst for turning around Southwest Minnesota State University, who he guided for four seasons before joining North Dakota State. Miles posted a 78-39 four-year total, including a program-record 28-win season in 2001. The Mustangs won the 2001 Northern Sun Intercollegiate Conference Championship as well as the NCAA North Central Regional Championship before advancing to the Division II Elite Eight. Miles was named the NSIC and North Central Region Coach of the Year Awards.

Miles made his head coaching debut as the head man at Mayville (N.D.) State University. The program was just 4-44 in the previous two seasons before Miles took over, and he led them to a 35-22 record in three seasons. Miles was inducted into the Mayville State Hall of Fame in 2016.

Before reaching the head coaching ranks, Miles made his coaching debut as an assistant at Northern State. He spent six seasons on staff from 1989-90 to 1994-95, helping lead the program to five NAIA playoff appearances and five regional titles. As the team's recruiting coordinator, he brought in and molded five All-Americans and helped the Wolves advance to the NAIA National Championship in back-to-back seasons.

A native of Doland, S.D., Miles graduated from the University of Mary in Bismarck, N.D., in 1989. He then earned his master's degree in health and physical education from Northern State in 1990. In 2007, he was inducted into the University of Mary Hall of Fame.

Following his stint at Nebraska Miles took a brief two-year pause from coaching, turning in his whistle for a microphone. He began working with the Big Ten Network, Fox Sports and FS1 as an analyst in 2019 and also lent his talents to a podcast called "Inside the Mind of Miles" as part of the "Field of 68" college basketball media network.

Miles and his wife, Kari, have a daughter, Ava who attends San José State, and a son, Gabe, who is a student-athlete at North Dakota State. They have a yellow lab, appropriately named Sammy.

SEASON-BY-SEASON WITH TIM MILES

Year	School	Record	Postseason
1995-96	Mayville State	17-11 (9-3)	NAIA-II First Round
1996-97	Mayville State	18-11 (10-2)	NAIA-II First Round
1997-98	SW Minnesota State	16-11 (7-5)	
1998-99	SW Minnesota State	16-11 (7-5)	
1999-2000	SW Minnesota State	18-10 (12-6)	
2000-01	SW Minnesota State	28-7 (17-1)	NCAA DII Elite Eight
2001-02	North Dakota State	11-15 (5-13)	
2002-03	North Dakota State	20-11 (9-7)	
2003-04	North Dakota State	16-13 (8-6)	
2004-05	North Dakota State	16-12	
2005-06	North Dakota State	16-12	
2006-07	North Dakota State	20-8	
2007-08	Colorado State	7-25 (0-16)	
2008-09	Colorado State	9-22 (4-12)	
2009-10	Colorado State	16-16 (7-9)	CBI First Round
2010-11	Colorado State	19-13 (9-7)	NIT First Round
2011-12	Colorado State	20-12 (8-6)	NCAA First Round
2012-13	Nebraska	15-18 (5-13)	
2013-14	Nebraska	19-13 (11-7)	NCAA First Round
2014-15	Nebraska	13-18 (5-13)	
2015-16	Nebraska	16-18 (6-12)	
2016-17	Nebraska	12-19 (6-12)	
2017-18	Nebraska	22-11 (13-5)	NIT First Round
2018-19	Nebraska	19-17 (6-14)	NIT Second Round
2021-22	San José State	8-23 (1-17)	
2022-23	San José State	21-14 (10-8)	CBI Quarterfinals
2023-24	San José State	6-6	?
	27 seasons	434-377 (.535), 3 NCAA (2 D1), 3 NIT	

2023-24 San Jose St. Men's Basketball Combined Team Statistics All games

Game Records

Record	Overall	Home	Away	Neutral
ALL GAMES	6-6	4-1	0-4	2-1
CONFERENCE	0-0	0-0	0-0	-
NON-CONFERENCE	6-6	4-1	0-4	2-1

Score by Periods

Team	1st	2nd	OT	TOT
San Jose St.	414	475	14	903
Opponents	393	430	23	846

Team Box Score

No.	Player				Total		3-Point		F-Throw		Rebounds											
		GP-GS	MIN	AVG	FG-FGA	FG%	3FG-3FGA	3FG%	FT-FTA	FT%	OFF	DEF	TOT	AVG	PF	DQ	A	TO	BLK	STL	PTS	AVG
0	AMEY JR., Myron	12-12	361:15	30.1	63-146	.432	21-63	.333	25-36	.694	8	41	49	4.1	18	0	36	14	4	19	172	14.3
13	CARDENAS, Alvaro	12-12	417:07	34.8	61-135	.452	14-40	.350	24-32	.750	6	36	42	3.5	29	0	64	25	2	12	160	13.3
5	GORENER, Tibet	12-12	410:53	34.2	54-136	.397	27-77	.351	23-32	.719	18	44	62	5.2	14	0	8	15	7	9	158	13.2
15	ANDERSON, Trey	10-10	317:30	31.7	49-88	.557	20-44	.455	10-15	.667	16	38	54	5.4	29	1	12	3	10	4	128	12.8
21	HUMER, William	12-1	181:32	15.1	25-49	.510	5-20	.250	8-10	.800	12	21	33	2.8	27	0	9	13	3	4	63	5.3
4	DIONGUE, Adrame	11-11	194:39	17.7	24-34	.706	0-0	.000	9-24	.375	15	43	58	5.3	40	5	10	26	15	5	57	5.2
6	DAVIS, Latrell	12-2	144:12	12.0	18-37	.486	3-12	.250	18-27	.667	5	17	22	1.8	10	0	7	8	0	2	57	4.8
23	SEIXAS, Diogo	8-0	96:58	12.1	10-22	.455	3-10	.300	8-10	.800	2	11	13	1.6	15	0	4	9	2	4	31	3.9
1	ANDERSON, Garrett	6-0	82:07	13.7	9-23	.391	1-6	.167	2-6	.333	2	8	10	1.7	4	0	2	4	1	4	21	3.5
2	MITCHELL JR., Rickey	9-0	94:29	10.5	11-23	.478	6-18	.333	0-0	.000	3	4	7	0.8	10	0	8	4	0	5	28	3.1
7	GOODARZI, Pasha	3-0	19:38	6.5	2-5	.400	2-5	.400	0-0	.000	0	2	2	0.7	2	0	2	1	0	0	6	2.0
24	BLACKERBY, Bennett	3-0	09:06	3.0	2-2	1.000	2-2	1.000	0-0	.000	0	0	0	0.0	1	0	0	0	0	0	6	2.0
20	WISE, Christian	3-0	11:31	3.8	3-4	.750	0-0	.000	0-0	.000	1	5	6	2.0	0	0	0	1	1	0	6	2.0
25	PERRY, Ryen	8-0	109:05	13.6	4-10	.400	2-4	.500	0-1	.000	0	17	17	2.1	5	0	6	4	2	4	10	1.3
Team											15	18	33					5				
Total		12	2450		335-714	.469	106-301	.352	127-193	.658	103	305	408	34.0	204	6	168	132	47	72	903	75.3
Opponents		12	2454		303-701	.432	73-226	.323	167-240	.696	120	311	431	35.9	197	4	139	144	31	57	846	70.5

Team Statistics

	SJSU	OPP
Scoring	903	846
Points per game	75.3	70.5
Scoring margin	+4.8	-
Field goals-att	335-714	303-701
Field goal pct	.469	.432
3 point fg-att	106-301	73-226
3-point FG pct	.352	.323
3-pt FG made per game	8.8	6.1
Free throws-att	127-193	167-240
Free throw pct	.658	.696
F-Throws made per game	10.6	13.9
Rebounds	408	431
Rebounds per game	34.0	35.9
Rebounding margin	-1.9	-
Assists	168	139
Assists per game	14.0	11.6
Turnovers	132	144
Turnovers per game	11.0	12.0
Turnover margin	+1.0	-
Assist/turnover ratio	1.3	1.0
Steals	72	57
Steals per game	6.0	4.8
Blocks	47	31
Blocks per game	3.9	2.6
Winning streak	0	-
Home win streak	0	-
Attendance	8075	16265
Home games-Avg/Game	5-1615	4-4066
Neutral site-Avg/Game	-	3-641

Team Results

Date	Opponent		Score	Att.
11/07/2023	UC Irvine	W	72-64	1821
11/09/2023	Bethesda (CA)	W	117-72	1484
11/12/2023	at Texas Tech	L	42-56	10443
11/17/2023	vs Abilene Christian	L	71-77	524
11/18/2023	vs Norfolk St.	W	77-53	1024
11/20/2023	vs Hampton	W	71-52	376
11/27/2023	North Dakota St.	W	78-65	1322
11/29/2023	at Cal Poly	Lot	77-81	1352
12/02/2023	at Montana	L	58-75	2524
12/04/2023	at North Dakota St.	Lot	78-83	1946
12/09/2023	New Orleans	W	87-82	1747
12/17/2023	Montana	L	75-86	1701

**2023-24 San Jose St. Men's Basketball
Season Schedule/Results & Leaders
All games**

Game Records

Record	Overall	Home	Away	Neutral
ALL GAMES	6-6	4-1	0-4	2-1
CONFERENCE	0-0	0-0	0-0	0-0
NON-CONFERENCE	6-6	4-1	0-4	2-1

Team Results

Date	Opponent		Score	Att.	High Points	High Rebounds
11/07/2023	UC Irvine	W	72-64	1821	(19) ANDERSON, Trey	(5) GORENER, Tibet (5) AMEY JR., Myron
11/09/2023	Bethesda (CA)	W	117-72	1484	(26) GORENER, Tibet	(11) DIONGUE, Adrame
11/12/2023	at Texas Tech	L	42-56	10443	(14) CARDENAS, Alvaro	(6) DIONGUE, Adrame
11/17/2023	vs Abilene Christian	L	71-77	524	(21) AMEY JR., Myron	(9) DIONGUE, Adrame
11/18/2023	vs Norfolk St.	W	77-53	1024	(16) ANDERSON, Trey	(10) ANDERSON, Trey
11/20/2023	vs Hampton	W	71-52	376	(23) CARDENAS, Alvaro	(9) DIONGUE, Adrame
11/27/2023	North Dakota St.	W	78-65	1322	(21) ANDERSON, Trey	(10) AMEY JR., Myron
11/29/2023	at Cal Poly	Lot	77-81	1352	(22) AMEY JR., Myron	(9) GORENER, Tibet
12/02/2023	at Montana	L	58-75	2524	(11) HUMER, William	(7) GORENER, Tibet
12/04/2023	at North Dakota St.	Lot	78-83	1946	(22) CARDENAS, Alvaro	(10) CARDENAS, Alvaro
12/09/2023	New Orleans	W	87-82	1747	(29) AMEY JR., Myron	(7) AMEY JR., Myron
12/17/2023	Montana	L	75-86	1701	(15) AMEY JR., Myron	(6) DAVIS, Latrell (6) HUMER, William

**2023-24 San Jose St. Men's Basketball
Points-rebounds-assists
All games**

Opponent	Date	Score	0 AMEY JR.,M	1 ANDERSON,G	2 MITCHELL J	4 DIONGUE,AD	5 GORENER,TI	6 DAVIS,LATR	7 GOODARZI,P	13 CARDENAS,A	15 ANDERSON,T	20 WISE,CHRIS	21 HUMER,WILL
UC Irvine	11/07/2023	72-64 W	12-5-1	DNP	0-0-0	6-4-1	17-5-0	0-3-1	DNP	11-2-7	19-4-2	DNP	7-4-1
Bethesda (CA)	11/09/2023	117-72 W	12-5-4	DNP	7-2-1	4-11-2	26-9-0	16-3-3	3-2-2	14-2-8	13-7-1	6-2-0	11-2-4
at Texas Tech	11/12/2023	42-56 L	5-2-0	DNP	0-0-0	7-6-1	0-3-0	3-1-0	DNP	14-2-4	9-5-0	DNP	2-3-0
vs Abilene Christian	11/17/2023	71-77 L	21-1-5	DNP	DNP	5-9-2	15-7-1	3-2-0	DNP	12-2-5	11-6-0	DNP	4-8-0
vs Norfolk St.	11/18/2023	77-53 W	15-1-5	DNP	3-0-1	6-6-0	14-7-2	7-2-0	3-0-0	7-3-5	16-10-1	0-2-0	0-1-0
vs Hampton	11/20/2023	71-52 W	12-5-4	DNP	DNP	9-9-0	15-1-0	0-0-0	DNP	23-4-1	12-4-4	DNP	0-0-0
North Dakota St.	11/27/2023	78-65 W	14-10-4	4-0-0	0-0-0	0-0-0	15-4-0	0-0-0	DNP	10-3-7	21-7-2	DNP	6-2-0
at Cal Poly	11/29/2023	77-81 Lot	22-6-2	0-1-1	DNP	2-5-1	17-9-1	0-0-0	DNP	11-4-4	13-2-2	DNP	9-3-0
at Montana	12/02/2023	58-75 L	0-1-2	6-2-0	8-1-1	5-2-0	5-7-0	9-1-0	0-0-0	9-2-5	5-5-0	0-2-0	11-0-1
at North Dakota St.	12/04/2023	78-83 Lot	15-6-4	0-1-0	8-2-1	9-3-0	13-3-1	0-0-0	DNP	22-10-4	9-4-0	DNP	0-1-0
New Orleans	12/09/2023	87-82 W	29-7-1	8-2-1	2-2-1	4-3-3	8-6-1	7-4-1	DNP	16-3-10	DNP	DNP	2-3-2
Montana	12/17/2023	75-86 L	15-0-4	3-4-0	0-0-3	DNP	13-1-2	12-6-2	DNP	11-5-4	DNP	DNP	11-6-1

Opponent	Date	Score	23 SEIXAS,DIO	24 BLACKERBY,	25 PERRY,RYEN
UC Irvine	11/07/2023	72-64 W	DNP	DNP	0-2-0
Bethesda (CA)	11/09/2023	117-72 W	DNP	3-0-0	2-1-3
at Texas Tech	11/12/2023	42-56 L	DNP	DNP	2-5-1
vs Abilene Christian	11/17/2023	71-77 L	DNP	DNP	0-0-0
vs Norfolk St.	11/18/2023	77-53 W	0-1-3	3-0-0	3-2-0
vs Hampton	11/20/2023	71-52 W	0-1-0	DNP	0-2-1
North Dakota St.	11/27/2023	78-65 W	8-4-0	DNP	0-4-1
at Cal Poly	11/29/2023	77-81 Lot	0-1-0	DNP	3-1-0
at Montana	12/02/2023	58-75 L	0-2-0	0-0-0	DNP
at North Dakota St.	12/04/2023	78-83 Lot	2-1-0	DNP	DNP
New Orleans	12/09/2023	87-82 W	11-2-1	DNP	DNP
Montana	12/17/2023	75-86 L	10-1-0	DNP	DNP

**2023-24 San Jose St. Men's Basketball
Team Game-by-Game
All games**

Opponent	Date	Score		Total		3-Pointers		Free throws		Rebounds				PF	A	TO	BLK	STL	PTS	AVG
				FG-FGA	PCT	3FG-3FGA	PCT	FT-FTA	PCT	OFF	DEF	TOT	AVG							
UC Irvine	11/07/2023	72-64	W	23-50	.460	7-21	.333	19-23	.826	5	25	30	30.0	19	13	15	3	7	72	72.0
Bethesda (CA)	11/09/2023	117-72	W	44-75	.587	11-30	.367	18-24	.750	15	33	48	39.0	14	28	14	5	9	117	94.5
at Texas Tech	11/12/2023	42-56	L	18-53	.340	4-25	.160	2-6	.333	9	19	28	35.3	16	6	16	7	2	42	77.0
vs Abilene Christian	11/17/2023	71-77	L	28-61	.459	8-25	.320	7-12	.583	12	26	38	36.0	18	13	7	3	4	71	75.5
vs Norfolk St.	11/18/2023	77-53	W	25-49	.510	16-32	.500	11-15	.733	5	32	37	36.2	18	17	16	5	3	77	75.8
vs Hampton	11/20/2023	71-52	W	28-59	.475	10-27	.370	5-12	.417	11	18	29	35.0	13	10	10	4	10	71	75.0
North Dakota St.	11/27/2023	78-65	W	26-55	.473	11-24	.458	15-20	.750	6	30	36	35.1	16	14	8	6	5	78	75.4
at Cal Poly	11/29/2023	77-81	Lot	28-65	.431	9-25	.360	12-18	.667	15	23	38	35.5	22	11	10	3	6	77	75.6
at Montana	12/02/2023	58-75	L	22-50	.440	5-17	.294	9-14	.643	4	25	29	34.8	10	9	16	3	5	58	73.7
at North Dakota St.	12/04/2023	78-83	Lot	31-69	.449	5-23	.217	11-15	.733	8	28	36	34.9	26	10	7	5	5	78	74.1
New Orleans	12/09/2023	87-82	W	33-63	.524	9-26	.346	12-25	.480	8	27	35	34.9	12	21	8	2	9	87	75.3
Montana	12/17/2023	75-86	L	29-65	.446	11-26	.423	6-9	.667	5	19	24	34.0	20	16	5	1	7	75	75.3
Total		903		335-714	.469	106-301	.352	127-193	.658	103	305	408	34.0	204	168	132	47	72	903	75.3
Opponents		846		303-701	.432	73-226	.323	167-240	.696	120	311	431	35.9	197	139	144	31	57	846	70.5

San Jose St. Averages

Games Played	Points/game	FG Pct	3FG Pct	FT Pct	Rebounds/game	Assists/game	Turnovers/game	Assist/Turnover ratio	Steals/game	Blocks/game
12	75.3	46.9	35.2	65.8	34.0	14.0	11.0	1.3	6.0	3.9

**2023-24 San Jose St. Men's Basketball
Opponents Game-by-Game
All games**

Opponent	Date	Score		Total		3-Pointers		Free throws		Rebounds				PF	A	TO	BLK	STL	PTS	AVG
				FG-FGA	PCT	3FG-3FGA	PCT	FT-FTA	PCT	OFF	DEF	TOT	AVG							
UC Irvine	11/07/2023	72-64	W	23-55	.418	2-12	.167	16-26	.615	7	24	31	31.0	21	11	15	1	7	64	64.0
Bethesda (CA)	11/09/2023	117-72	W	25-61	.410	9-26	.346	13-16	.813	3	21	24	27.5	20	5	15	0	8	72	68.0
at Texas Tech	11/12/2023	42-56	L	23-59	.390	3-16	.188	7-11	.636	14	26	40	31.7	11	10	11	2	7	56	64.0
vs Abilene Christian	11/17/2023	71-77	L	25-59	.424	7-15	.467	20-26	.769	11	22	33	32.0	14	13	6	3	1	77	67.3
vs Norfolk St.	11/18/2023	77-53	W	20-56	.357	2-15	.133	11-21	.524	10	21	31	31.8	19	8	11	4	5	53	64.4
vs Hampton	11/20/2023	71-52	W	19-49	.388	4-20	.200	10-10	1.000	10	25	35	32.3	11	9	22	1	3	52	62.3
North Dakota St.	11/27/2023	78-65	W	22-56	.393	5-19	.263	16-22	.727	8	26	34	32.6	18	8	9	0	3	65	62.7
at Cal Poly	11/29/2023	77-81	Lot	27-54	.500	7-15	.467	20-30	.667	11	26	37	33.1	14	12	11	7	5	81	65.0
at Montana	12/02/2023	58-75	L	31-64	.484	8-22	.364	5-5	1.000	8	27	35	33.3	20	18	11	3	6	75	66.1
at North Dakota St.	12/04/2023	78-83	Lot	27-57	.474	12-24	.500	17-32	.531	10	30	40	34.0	17	17	11	5	3	83	67.8
New Orleans	12/09/2023	87-82	W	33-73	.452	7-19	.368	9-14	.643	17	30	47	35.2	20	12	13	3	5	82	69.1
Montana	12/17/2023	75-86	L	28-58	.483	7-23	.304	23-27	.852	11	33	44	35.9	12	16	9	2	4	86	70.5
Total		846		303-701	.432	73-226	.323	167-240	.696	120	311	431	35.9	197	139	144	31	57	846	70.5
San Jose St.		903		335-714	.469	106-301	.352	127-193	.658	103	305	408	34.0	204	168	132	47	72	903	75.3

Opponents Averages

Games Played	Points/game	FG Pct	3FG Pct	FT Pct	Rebounds/game	Assists/game	Turnovers/game	Assist/Turnover ratio	Steals/game	Blocks/game
12	70.5	43.2	32.3	69.6	35.9	11.6	12.0	1.0	4.8	2.6

San Jose State Player Game Highs

Points	29	Myron (MJ) Amey, vs. New Orleans, 12/9
FG Made	11	Tibet Görener, vs. Bethesda, 11/9
	11	Myron (MJ) Amey, vs. New Orleans, 12/9
FG Attempts	19	Myron (MJ) Amey, vs. New Orleans, 12/9
3-Pt. FG Made	4	Tibet Görener, vs. Bethesda, 11/9
	4	Myron (MJ) Amey Jr., vs. Hampton, 11/20
	4	Trey Anderson, vs. North Dakota St, 11/27
	4	Myron (MJ) Amey, vs. New Orleans, 12/9
3-Pt. FG Attempts	9	Tibet Görener, vs. Abilene Christian, 11/17
	9	Tibet Görener, vs. North Dakota St, 11/27
	9	Myron (MJ) Amey, vs. New Orleans, 12/9
Free Throws Made	8	Latrell Davis, vs. Bethesda, 11/9
Free Throws Attempts	10	Latrell Davis, vs. Bethesda, 11/9
Rebounds	11	Adrame Diongue, vs. Bethesda, 11/9
Assists	10	Alvaro Cardenas, vs. New Orleans, 12/9
Steals	3	Myron (MJ) Amey Jr., vs. Hampton, 11/20
	3	Garrett Anderson, vs. New Orleans, 12/9
	3	Myron (MJ) Amey Jr., vs. Montana, 12/17
Blocked Shots	3	Adrame Diongue, vs. Bethesda, 11/9
	3	Adrame Diongue, vs. Norfolk State, 11/18
	3	Trey Anderson, vs. Hampton, 11/20
Turnovers	4	Tibet Görener, vs. UC Irvine, 11/7
	4	Adrame Diongue, vs. Bethesda, 11/9
	4	Alvaro Cardenas, at Texas Tech, 11/12
	4	Adrame Diongue, at Texas Tech, 11/12
Fouls	5	Adrame Diongue, vs. UC Irvine, 11/7
	5	Adrame Diongue, at Texas Tech, 11/12
	5	Adrame Diongue, vs. North Dakota St, 11/27
	5	Adrame Diongue, at Cal Poly, 11/29
	5	Trey Anderson, at Cal Poly, 11/29
	5	Adrame Diongue, at North Dakota St, 12/4

San Jose State Game Highs

Points	117	vs. Bethesda, 11/9
Points, Half	61	vs. Bethesda, 11/9
FG Made	44	vs. Bethesda, 11/9
FG Attempts	75	vs. Bethesda, 11/9
FG Percentage	587	vs. Bethesda, 11/9
3-Pt. FG Made	16	vs. Norfolk State, 11/18
3-Pt. FG Attempts	32	vs. Norfolk State, 11/18
Free Throws Made	19	vs. UC Irvine, 11/7
Free Throws Attempts	25	vs. New Orleans, 12/9
Rebounds	48	vs. Bethesda, 11/9
Assists	28	vs. Bethesda, 11/9
Steals	9	vs. Bethesda, 11/9
	9	vs. New Orleans, 12/9
Blocked Shots	7	at Texas Tech, 11/12
	7	at Cal Poly, 11/29
Turnovers	16	at Texas Tech, 11/12
	16	at Montana, 12/2
Fouls	22	at Cal Poly, 11/29

San Jose State Game Lows

Points	42	at Texas Tech, 11/12
Points, Half	21 (both halves)	at Texas Tech, 11/12
FG Made	18	at Texas Tech, 11/12
FG Attempts	50	vs. UC Irvine, 11/7
	50	at Montana, 12/2
FG Percentage	340	at Texas Tech, 11/12
3-Pt. FG Made	4	at Texas Tech, 11/12
3-Pt. FG Attempts	17	at Montana, 12/2
Free Throws Made	2	at Texas Tech, 11/12
Free Throws Attempts	6	at Texas Tech, 11/12
Rebounds	24	vs. Montana, 12/17
Assists	6	at Texas Tech, 11/12
Steals	2	at Texas Tech, 11/12
Blocked Shots	1	vs. Montana, 12/17
Turnovers	5	vs. Montana, 12/17
Fouls	12	vs. New Orleans, 12/9

Opponent Player Game Highs

Points	31	Jonathan Ileleji, Bethesda, 11/9
FG Made	11	Jonathan Ileleji, Bethesda, 11/9
FG Attempts	25	Jordan Johnson, New Orleans, 12/9
3-Pt. FG Made	4	Hunter Jack Madden, Abilene Christian, 11/17
	4	Jordan Johnson, New Orleans, 12/9
3-Pt. FG Attempts	12	Jordan Johnson, New Orleans, 12/9
Free Throws Made	8	Kobe Sanders, Cal Poly, 11/29
Free Throws Attempts	11	Noah Feddersen, North Dakota St, 12/4
Rebounds	15	Laolu Oke, Montana, 12/17
Assists	7	Money Williams, Montana, 12/17
Steals	5	Jonathan Ileleji, Bethesda, 11/9
Blocked Shots	3	Kaluel Mading, Norfolk State, 11/18
Fouls	5	Michael Henry, Bethesda, 11/9
	5	Jah Short, New Orleans, 12/9

Opponent Game Highs

Points	83	North Dakota St, 12/4
FG Made	33	New Orleans, 12/9
FG Attempts	64	Montana, 11/9
FG Percentage	500	Cal Poly, 11/29
3-Pt. FG Made	12	North Dakota St, 12/4
3-Pt. FG Attempts	26	Bethesda, 11/9
Free Throws Made	23	Montana, 12/27
Free Throw Attempts	32	North Dakota St, 12/4
Rebounds	47	New Orleans, 12/9
Assists	18	Montana, 12/2
Steals	8	Bethesda, 11/9
Blocked Shots	7	Cal Poly, 11/29
Turnovers	15	UC Irvine, 11/7
	15	Bethesda, 11/9
Fouls	21	UC Irvine, 11/7

Opponent Game Lows

Points	53	Norfolk State, 11/18
Points, Half	19	Hampton, 11/20
FG Made	19	Hampton, 11/20
FG Attempts	49	Hampton, 11/20
FG Percentage	390	Texas Tech, 11/12
3-Pt. FG Made	2	UC Irvine, 11/7
	2	Norfolk State, 11/18
3-Pt. FG Attempts	12	UC Irvine, 11/7
Free Throws Made	7	Texas Tech, 11/12
Free Throws Attempts	11	Texas Tech, 11/12
Rebounds	24	Bethesda, 11/9
Assists	5	Bethesda, 11/9
Steals	1	Abilene Christian, 11/17
Blocked Shots	0	Bethesda, 11/9
	0	North Dakota St, 11/27
Turnovers	6	Abilene Christian, 11/17
Fouls	11	Texas Tech, 11/12

THE LAST TIME.....

A PLAYER SCORED 30 OR MORE POINTS:

33, by Omari Moore, at Air Force, March 4, 2023

AN OPPONENT SCORED 30 OR MORE POINTS:

31, by Morris Udeze, vs. Mexico, Feb. 17, 2023

A PLAYER COLLECTED 20 OR MORE REBOUNDS:

20, by Wil Carter, at Hawai'i, Jan. 7, 2012.

AN OPPONENT COLLECTED 20 OR MORE REBOUNDS:

20, by Nico Carvacho, at Colorado State, Feb. 10, 2018

A PLAYER COLLECTED 10 OR MORE ASSISTS:

10, by Alvaro Cardenas, vs. New Orleans, Dec. 9, 2023

AN OPPONENT COLLECTED 10 OR MORE ASSISTS:

10, by Isaiah Stevens, at Colorado State, Dec. 31, 2022

A PLAYER HAD 5 OR MORE STEALS:

5, by Omari Moore, vs. UNLV, Feb. 19, 2021

AN OPPONENT HAD 5 OR MORE STEALS:

5, by Jaelen House, New Mexico, Feb. 17, 2022

A PLAYER HAD 5 OR MORE BLOCKED SHOTS:

5, by Ibrahima Diallo, at Boise State, January 3, 2023

AN OPPONENT HAD 5 OR MORE BLOCKED SHOTS:

6, by Lucas Moerman, vs. Air Force, Jan. 25, 2022

A PLAYER MADE 10 OR MORE FIELD GOALS:

11, by Myron (MJ) Amey Jr., vs. New Orleans, Dec. 9, 2023

AN OPPONENT MADE 10 OR MORE FIELD GOALS:

11, by Jonathan Ileleji, Bethesda, November 9, 2023

A PLAYER ATTEMPTED 20 OR MORE FIELD GOALS:

25, Omari Moore, vs. Nevada, March 9, 2023

AN OPPONENT ATTEMPTED 20 OR MORE FIELD GOALS:

25, by Jordan Johnson, New Orleans, Dec. 9, 2023

A PLAYER MADE 10 OR MORE FREE THROWS:

12, by Seneca Knight, vs. UNLV, Feb. 29, 2020

AN OPPONENT MADE 10 OR MORE FREE THROWS:

10, by Tylor Perry, vs. North Texas, Nov. 25, 2022

A PLAYER MADE 5 OR MORE 3-PT FIELD GOALS:

5, Trey Anderson, at UNLV, February 14, 2023

AN OPPONENT MADE 5 OR MORE 3-PT FIELD GOALS:

6, by Anthony Holland, Fresno State, January 10, 2023

A PLAYER ATTEMPTED 10 OR MORE 3-PT FGS:

10, Alvaro Cardenas, vs. Colorado State, February 28, 2023

AN OPPONENT ATTEMPTED 10 OR MORE 3-PT FIELD GOALS:

12, by Jordan Johnson, New Orleans, Dec. 9, 2023

SAN JOSÉ STATE SCORED 100 OR MORE POINTS:

117 (117-72 win) vs. Bethesda, Nov. 9, 2023

AN OPPONENT SCORED 100 OR MORE POINTS:

111 (111-80 loss) vs. Wyoming, Mar. 10, 2021

SJSU SHOT AT LEAST 60% FROM THE FIELD IN A GAME:

60.7 (34-56) at Air Force, Jan. 14, 2017

A TEAM SHOT AT LEAST 60% FROM THE FIELD IN A GAME VS. SJSU:

60.7 (34-56) by New Mexico, February 17, 2023

SAN JOSÉ STATE HAD TWO PLAYERS SCORE 20 POINTS IN A GAME:

26, Omari Moore; 20, Sage Tolbert, vs. Nevada, March 9, 2023

SAN JOSÉ STATE HAD THREE OR MORE PLAYERS WITH 10 OR MORE REBOUNDS IN A GAME:

13 by Ashtin Chastain, 12 by Michael Steadman, 12 by Craig LeCesne vs. Air Force, Jan. 26, 2019

SAN JOSÉ STATE HAD FIVE OR MORE PLAYERS WITH 10 OR MORE POINTS IN A GAME:

15 by Myron (MJ) Amey Jr., 13 by Tibet Görener, 12 by Latrell Davis, 11 by William Humer, 11 by Alvaro Cardenas, 10 by Diogo (DJ) Seixas vs. Montana, Dec. 17, 2023

SAN JOSÉ STATE HAD TWO OR MORE PLAYERS WITH 10 OR MORE POINTS & 10 OR MORE REBOUNDS IN A GAME:

38 points and 12 rebounds by Richard Washington, 15 points and 12 rebounds by Omari Moore, vs. Fresno Pacific, Dec. 9, 2020

A SAN JOSÉ STATE PLAYER SCORED 30 OR MORE POINTS IN SUCCESSIVE GAMES:

30, vs. Nevada, on Feb. 12, 2011, and 35, vs. Montana State on Feb. 15, 2011, by Adrian Oliver.

A SAN JOSÉ STATE PLAYER SCORED 20 OR MORE POINTS AND COLLECTED 20 OR MORE REBOUNDS IN A GAME:

21 points and 20 rebounds on Jan. 7, 2012, by Wil Carter.

SAN JOSÉ STATE WON BY 30 OR MORE POINTS:

45 (117-72) vs. Bethesda, November 9, 2023

SAN JOSÉ STATE LOST BY 30 OR MORE POINTS:

41 (99-58) at #11 Arkansas, Dec. 3, 2022

SAN JOSÉ STATE WON FIVE OR MORE STRAIGHT GAMES:

5, Dec. 5, 1998 through Dec. 27, 1998

SAN JOSÉ STATE WON AN IN-SEASON TOURNAMENT:

2011 Elgin Baylor Classic in Seattle, Wash.

SAN JOSÉ STATE BEAT A NATIONALLY-RANKED TEAM:

Alabama was ranked 19th in the Associated Press poll on Dec. 27, 1996, when San José State posted a 60-59 overtime win in the Comerica Cable Car Classic.

A SPARTAN HAD A TRIPLE-DOUBLE

18 pts, 10 reb., 10 assists, by Omari Moore, vs. New Mexico, Feb. 20, 2022

2022-23 San José State Men's Basketball

17-17-17-17



Official Basketball Box Score - Final
UC Irvine at San Jose St.
 11/07/23 Provident Credit Union Event Center, San Jose, CA
 2023-24 Men's Basketball

Game Time: 7:00 PM
 Game Duration: 1:57
 Attendance: 1,821

Officials: Greg Nixon, Gerry Pollard, Tony Paldi

NO.	Name	Min	FG		3P		FT		Rebounds		Fouls		TP	AS	TO	ST	Blocks		+/-
			M-A	M-A	M-A	M-A	OR	DR	PF	FD	BS	BA							
11	Devin Tillis	26:07	4-9	0-2	4-4	1	4	5	4	2	12	2	1	1	0	0	0	-3	
15	Bent Leuchten	22:38	4-9	0-1	6-9	2	4	6	1	6	14	1	1	1	0	0	-2		
2	Justin Hohn	27:11	3-9	2-5	0-2	0	4	4	2	2	8	0	3	0	0	0	-2		
3	Pierre Crockrell II	22:30	2-5	0-0	0-0	0	0	0	3	0	4	5	2	0	0	1	-1		
4	Andre Henry	27:50	3-8	0-1	1-2	1	5	6	0	1	7	1	0	2	0	1	-8		
21	Langston Redfield	13:01	0-1	0-0	0-0	1	0	1	0	0	0	1	2	0	1	1	-8		
1	Derin Saran	17:30	3-5	0-1	2-4	0	1	1	1	4	8	0	1	1	0	0	-9		
13	Hayden Welling	02:56	0-0	0-0	0-0	0	0	0	0	0	0	0	1	0	0	0	-1		
31	Dean Keeler	12:58	2-5	0-0	3-5	0	2	2	3	4	7	1	1	0	0	0	-7		
0	Dylan Thorneer	11:58	0-2	0-0	0-0	1	1	0	0	0	0	0	1	0	0	0	-4		
43	Akiva McBirney-Griffin	04:24	1-1	0-0	0-0	0	0	0	0	1	2	0	0	0	0	0	1		
10	Ofure Ujadughele	10:57	1-1	0-0	0-0	1	3	4	0	2	0	3	1	0	0	0	-4		
Team						1	0	1			0								
Totals			23-55	2-12	16-26	7	24	31	21	19	64	11	15	7	1	3	-8		

Technical Fouls: NONE

NO.	Name	Min	FG		3P		FT		Rebounds		Fouls		TP	AS	TO	ST	Blocks		+/-
			M-A	M-A	M-A	M-A	OR	DR	PF	FD	BS	BA							
5	Tibet Gorener	4:33	4-8	3-4	6-6	2	3	5	0	3	17	0	4	0	1	0	1		
15	Trey Anderson	33:37	7-9	2-3	3-4	0	4	4	2	6	19	2	0	2	1	0	18		
4	Adrame Diongue	14:56	3-4	0-0	0-0	1	3	4	5	0	6	1	1	1	0	0	0		
0	Myron Amey Jr.	28:08	3-8	0-2	6-6	0	5	5	1	5	12	1	2	2	0	0	8		
13	Alvaro Cardenas	35:15	4-11	1-4	2-3	1	1	2	3	4	11	7	2	2	0	1	5		
6	Latrell Davis	13:56	0-1	0-0	0-2	1	2	3	1	0	1	1	0	1	0	0	3		
21	William Humer	25:04	2-8	1-7	2-2	0	4	4	2	2	7	1	3	0	0	0	8		
2	Rickey Mitchell Jr.	03:40	0-1	0-1	0-0	0	0	0	0	0	0	0	1	0	0	0	1		
25	Ryen Perry	12:51	0-0	0-0	0-0	0	2	2	1	0	0	0	0	0	1	0	-4		
Team						0	1	1			0								
Totals			23-50	7-21	19-23	5	25	30	19	21	72	13	15	7	3	1	8		

Technical Fouls: NONE

UCI	SJSU	Points from Turnovers	UCI	SJSU	Period by Period Scoring		
					1st	2nd	TOT
3 (1 st 19:31)	13 (2 nd 12:12)	13	13	24	40	64	
7 (2 nd 10:01)	9 (2 nd 12:12)	38	24	24	48	72	
5	9	2	2				
4	10	10	10				
02:10	33:43	19	7				



Official Basketball Box Score - Final
Bethesda (CA) at San Jose St.
 11/09/23 Provident Credit Union Event Center, San Jose, CA
 2023-24 Men's Basketball

Game Time: 6:00 PM
 Game Duration: 1:44
 Attendance: 1,484

Officials: Verne Harris, Michael Greenstein, Doug Sturdivan

NO.	Name	Min	FG		3P		FT		Rebounds		Fouls		TP	AS	TO	ST	Blocks		+/-
			M-A	M-A	M-A	M-A	OR	DR	PF	FD	BS	BA							
0	Stephen Perry	27:55	5-11	3-7	2-2	0	1	1	2	4	15	1	3	0	0	0	0	-26	
1	Jonathan Joseph	21:51	2-4	1-1	5-6	0	0	0	3	2	10	1	0	1	0	2	-20		
10	Jonathan Ieleji	36:18	11-23	3-9	6-8	0	3	3	1	5	31	0	2	5	0	1	-37		
23	Michael Henry	20:09	2-7	0-2	0-0	0	2	2	5	2	4	0	3	0	0	0	-21		
24	Selah Robins	29:16	1-4	0-0	0-0	1	5	6	2	0	2	0	1	0	0	0	-28		
4	Amare Chapel	12:37	2-4	1-3	0-0	0	1	1	1	0	5	1	1	0	0	0	-18		
21	Andre Wright	24:19	0-2	0-1	0-0	0	4	4	3	1	0	1	1	2	0	0	-31		
15	Kizhnie Blunt	02:59	0-0	0-0	0-0	0	1	1	1	0	0	0	1	0	0	0	-3		
33	Jayland Reed	11:27	1-4	1-3	0-0	0	1	1	1	0	3	0	1	0	0	0	-16		
32	Timmy Yee	09:27	0-0	0-0	0-0	1	0	1	0	0	1	2	0	0	0	0	-17		
13	Michael Plumley	03:42	1-2	0-0	0-0	0	0	0	0	0	2	0	0	0	0	0	-8		
Team						1	3	4			0								
Totals			25-61	9-26	13-16	3	21	24	21	14	72	5	15	8	0	5	-45		

Technical Fouls: Coach 1st 3:40

NO.	Name	Min	FG		3P		FT		Rebounds		Fouls		TP	AS	TO	ST	Blocks		+/-
			M-A	M-A	M-A	M-A	OR	DR	PF	FD	BS	BA							
5	Tibet Gorener	25:24	11-15	4-5	0-1	3	6	9	2	2	26	0	1	1	0	0	27		
15	Trey Anderson	18:08	5-10	2-5	1-1	2	5	7	3	1	13	1	1	0	0	0	27		
4	Adrame Diongue	19:55	2-4	0-0	0-0	0	5	6	1	1	4	2	4	1	3	0	21		
0	Myron Amey Jr.	24:22	4-9	2-7	2-3	0	5	5	0	3	12	4	1	2	2	0	26		
13	Alvaro Cardenas	28:21	5-9	0-1	4-5	0	2	2	3	3	14	8	3	0	0	0	26		
21	William Humer	13:58	4-6	0-2	3-3	1	1	2	1	2	11	4	0	0	0	0	12		
25	Ryen Perry	14:52	1-1	0-0	0-0	1	1	1	0	2	2	3	2	1	0	0	12		
6	Latrell Davis	20:10	4-7	0-2	8-10	2	1	3	2	6	16	3	2	2	0	0	20		
2	Rickey Mitchell Jr.	13:58	3-5	1-3	0-0	1	1	2	0	2	7	1	0	2	0	0	17		
7	Pasha Goodarzi	11:03	1-4	1-4	0-0	0	2	2	1	0	3	2	0	0	0	0	17		
20	Christian Wise	06:07	3-4	0-0	0-0	1	2	0	0	0	6	0	0	0	0	0	14		
24	Bennett Blackerby	03:42	1-1	1-1	0-0	0	0	0	0	0	3	0	0	0	0	0	8		
Team						0	2	2			0								
Totals			44-75	11-30	18-24	15	33	48	14	20	117	28	14	9	5	0	45		

Technical Fouls: NONE

BETH	SJSU	Points from Turnovers	BETH	SJSU	Period by Period Scoring		
					1st	2nd	TOT
0 (1 st 20:00)	45 (2 nd 0:05)	13	24	47	25	72	
5 (1 st 10:14)	19 (2 nd 16:21)	28	66	56	61	117	
0	0	5	17				
0	10	7	20				
00:00	39:47	10	48				



Official Basketball Box Score - Final
San Jose St. at Texas Tech
 11/12/23 United Supermarkets Arena, Lubbock
 2023-24 Men's Basketball

Game Time: 1:00 PM
 Game Duration: 1:55
 Attendance: 10,443

Officials: Darron George, Chris Pacsi, James Duke

NO.	Name	Min	FG		3P		FT		Rebounds		Fouls		TP	AS	TO	ST	Blocks		+/-
			M-A	M-A	M-A	M-A	OR	DR	PF	FD	BS	BA							
5	Tibet Gorener	36:50	0-7	0-0	0-0	3	0	3	1	0	0	0	3	1	1	2	-12		
15	Trey Anderson	35:41	4-9	1-5	0-2	3	2	5	2	2	9	0	1	0	1	0	-15		
4	Adrame Diongue	20:27	3-3	0-0	1-2	3	3	6	5	4	7	1	4	0	2	0	1		
0	Myron Amey Jr.	23:30	2-11	0-4	1-2	0	2	2	1	1	5	0	0	0	2	0	-10		
13	Alvaro Cardenas	34:46	6-15	2-7	0-0	0	2	2	3	0	14	4	4	1	1	0	-14		
6	Latrell Davis	08:44	1-2	1-2	0-0	1	0	1	0	3	0	2	0	0	0	0	-6		
21	William Humer	19:34	1-3	0-2	0-0	0	3	3	2	2	2	0	1	0	0	0	-15		
2	Rickey Mitchell Jr.	04:39	0-0	0-0	0-0	0	0	0	0	0	0	0	0	0	0	0	2		
25	Ryen Perry	15:51	1-3	0-1	0-0	0	5	5	1	0	2	1	1	0	0	0	-1		
Team						0	1	1			0	</							

2022-23 San José State Men's Basketball

18-18-18-18



Official Basketball Box Score - Final
Norfolk St. at San Jose St.
 11/18/23 UVI Sports and Fitness Center, Charlotte Amalie West
 2023-24 Men's Basketball

Game Time: 3:15 PM
 Game Duration: 2:00

Officials: Ben Stirt, Bobby Lineberger, Devyn Page

NO.	Name	Min	FG			3P			FT			Rebounds			Fouls			TP	AS	TO	ST	Blocks			+/-
			M	A	%	M	A	%	M	A	%	OR	DR	TOT	PF	FD	BS					BA	BLK		
7	Kuluel Mading	F 28:32	4-10	0-2	1-4	0	1	3	3	9	0	1	0	3	1	0	0	3	1	-17					
50	Nyzaiah Chambers	F 25:48	4-9	0-1	1-7	3	2	5	1	5	9	1	3	2	0	0	0	-16							
0	Christian Ings	G 13:31	2-4	0-1	0-0	0	0	0	2	4	2	1	0	0	0	0	-15								
9	Allen Bertrand	G 23:60	3-7	0-0	1-2	1	2	3	1	5	7	1	1	0	0	1	-25								
11	Jaylani Darden	G 22:16	1-6	0-2	4-4	0	5	5	1	2	6	0	2	0	0	1	-9								
5	Tyrese Jenkins	17:19	0-2	0-0	1-3	4	3	4	0	0	0	1	1	0	0	0	-15								
13	Daryl Anderson	19:52	1-2	1-2	0-0	2	2	2	2	3	0	0	2	0	0	3									
8	Tyrel Bladen	05:33	0-3	0-0	0-0	1	0	1	0	0	0	0	0	0	0	1	-3								
6	Jamari Thomas	24:41	5-9	1-3	4-4	0	3	3	2	3	15	3	2	0	0	0	-8								
42	Chris Fields Jr.	08:39	0-2	0-1	0-0	1	2	3	3	0	0	1	0	0	0	1	-5								
2	Terrance Jones	08:01	0-1	0-1	0-0	0	0	0	0	0	0	0	0	0	0	0	-9								
3	Gilbert Brown	01:48	0-1	0-0	0-0	0	0	0	0	1	0	0	0	0	0	0	-1								
Team						3	1	4																	
Totals			20-56	2-15	11-21	10	21	31	19	18	53	8	11	5	4	5	-24								

Shooting By Period	
1st FG%	10-30 33.3%
3PT%	1-8 12.5%
FT%	3-8 37.5%
2nd FG%	10-26 38.5%
3PT%	1-7 14.3%
FT%	8-13 61.5%
GM FG%	20-56 35.7%
3PT%	2-15 13.3%
FT%	11-21 52.4%

Dead Ball Rebounds: 4, 0



Official Basketball Box Score - Final
San Jose St. at Hampton
 11/20/23 UVI Sports and Fitness Center, Charlotte Amalie West
 2023-24 Men's Basketball

Game Time: 3:45 PM
 Game Duration: 1:54
 Attendance: 376

Officials: JP Primm, Ben Stirt, Devyn Page

NO.	Name	Min	FG			3P			FT			Rebounds			Fouls			TP	AS	TO	ST	Blocks			+/-
			M	A	%	M	A	%	M	A	%	OR	DR	TOT	PF	FD	BS					BA	BLK		
5	Tibet Gorener	F 37:18	6-14	3-8	0-1	0	1	1	2	15	0	0	0	0	0	0	0	0	0	0	0	0	1	26	
15	Trey Anderson	F 34:30	5-10	2-4	0-0	3	1	4	3	1	12	4	0	1	3	0	0	12							
4	Adrame Diongue	C 29:04	3-3	0-0	3-6	2	7	9	1	4	9	0	3	1	1	0	21								
0	Myron Arney Jr.	G 34:02	5-13	1-5	1-3	3	2	5	1	2	12	4	1	3	0	0	24								
13	Alvaro Cardenas	G 40:00	9-16	4-8	1-2	2	2	4	2	23	1	3	2	0	0	0	19								
6	Latrell Davis	05:21	0-1	0-0	0-0	0	0	0	0	0	0	0	0	0	0	0	-14								
1	William Humer	01:14	0-0	0-0	0-0	0	0	0	0	0	0	0	0	0	0	0	-4								
23	Diogo Seixas	09:42	0-1	0-0	0-0	0	1	1	3	0	0	1	2	0	0	2									
25	Ryen Perry	08:49	0-1	0-1	0-0	0	2	2	1	0	0	1	0	0	0	1	0	0	0	0	0	0	9		
Team						1	2	3																	
Totals			28-59	10-27	5-12	11	18	29	13	11	71	10	10	10	4	1	19								

Shooting By Period	
1st FG%	11-28 39.3%
3PT%	4-14 28.6%
FT%	3-6 50%
2nd FG%	17-31 54.8%
3PT%	6-13 46.2%
FT%	2-6 33.3%
GM FG%	28-59 47.5%
3PT%	10-27 37.0%
FT%	5-12 41.7%

Dead Ball Rebounds: 2, 0

NO.	Name	Min	FG			3P			FT			Rebounds			Fouls			TP	AS	TO	ST	Blocks			+/-
			M	A	%	M	A	%	M	A	%	OR	DR	TOT	PF	FD	BS					BA	BLK		
3	Kyrese Mullen	F 35:39	2-11	1-7	2-2	1	3	4	5	7	0	5	1	0	2	-23									
4	Joshua Lusane	F 25:51	6-7	1-1	4-4	2	5	7	3	3	17	1	3	0	0	0	12								
0	Tedrick Wilcox Jr.	G 32:06	4-7	1-4	2-2	0	6	6	1	3	11	2	4	2	0	0	-21								
1	Tristan Maxwell	G 30:28	1-9	0-2	0-0	0	2	2	1	0	2	3	4	0	0	0	-25								
11	Amir Nesbitt	G 30:32	1-3	1-3	0-0	0	0	0	0	1	0	3	3	0	0	0	-25								
5	Donovan Raymond	04:15	0-1	0-0	0-0	1	0	1	0	0	0	0	0	0	0	0	-7								
21	Ja'Von Benson	08:52	2-2	0-0	2-2	0	2	2	1	6	0	0	1	0	0	0	8								
24	Ford Cooper Jr.	17:24	2-4	0-1	0-0	1	1	2	0	0	4	0	2	0	0	8									
15	Jerry Deng	06:38	1-3	0-1	0-0	2	3	5	0	2	0	3	0	0	0	2									
23	Daniel Banister	08:14	0-2	0-1	0-0	0	0	0	0	1	0	0	1	0	0	0	2								
Team						3	3	6																	
Totals			19-49	4-20	10-10	10	25	35	11	13	52	9	22	3	1	4	-19								

Shooting By Period	
1st FG%	12-27 44.4%
3PT%	3-11 27.3%
FT%	2-6 100%
2nd FG%	7-22 31.8%
3PT%	1-9 11.1%
FT%	4-4 100%
GM FG%	19-49 38.8%
3PT%	4-20 20.0%
FT%	10-10 100%

Dead Ball Rebounds: 2, 0

Biggest lead		SJSU	HAMP	Points from Turnovers		SJSU	HAMP	Period by Period Scoring		
Biggest lead		19 (2nd 1:24)	6 (1st 0:50)	Points from Turnovers		22	13	Period by Period Scoring		
Best Scoring Run		12 (2nd 15:02)	14 (1st 9:00)	Paint		34	26	SJSU 29 42 71		
Lead Changes		4		Second Chance		11	9	HAMP 33 19 52		
Times Tied		3		Fast Breaks		6	4			
Time with Lead		27:30	09:58	Bench		0	12			



Official Basketball Box Score - Final
North Dakota St. at San Jose St.
 11/27/23 Provident Credit Union Event Center, San Jose, CA
 2023-24 Men's Basketball

Game Time: 8:00 PM
 Game Duration: 1:43
 Attendance: 1,322

Officials: Tony Padilla, Keith Kimble, John Gaffney

NO.	Name	Min	FG			3P			FT			Rebounds			Fouls			TP	AS	TO	ST	Blocks			+/-
			M	A	%	M	A	%	M	A	%	OR	DR	TOT	PF	FD	BS					BA	BLK		
5	Jeremiah Burke	F 21:15	3-4	0-1	0-1	0	3	3	1	1	6	0	2	0	0	0	3								
23	Andrew Morgan	F 23:37	2-3	0-0	6-10	1	5	6	4	7	10	2	3	0	0	0	-3								
10	Damari Wheeler-Thomas	G 34:21	6-13	0-2	6-6	0	4	4	4	18	3	1	0	0	0	-11									
11	Jacari White	G 29:49	2-9	2-7	2-2	0	4	4	1	2	8	0	0	0	0	-11									
14	Boden Skunberg	G 36:21	5-16	2-5	1-1	0	3	3	3	13	0	1	1	0	3	-15									
12	Lance Waddles	15:50	1-4	1-4	1-2	0	2	2	2	1	4	1	0	0	0	-4									
13	Darik Dissette	22:24	2-3	0-0	0	2	2	2	0	4	2	0	2	0	1	-14									
34	Noah Feddersen	09:19	1-2	0-0	0-0	0	2	2	0	2	0	1	0	0	1	-7									
22	Joshua Streit	07:04	0-2	0-0	0-0	3	1	4	1	0	0	0	0	0	0	-3									
Team						2	2	4																	
Totals			22-56	5-19	16-22	8	26	34	18	16	65	8	9	3	0	6	-13								

Shooting By Period	
1st FG%	10-26 38.5%
3PT%	2-11 18.2%
FT%	5-7 71.4%
2nd FG%	12-30 40.0%
3PT%	3-8

2022-23 San José State Men's Basketball

19-19-19



Official Basketball Box Score - Final
San Jose St. at Montana
 12/02/23 Dabberg Arena, Missoula
 2023-24 Men's Basketball

Game Time: 1:00 PM
 Game Duration: 1:46
 Attendance: 2,524

Officials: Chad Shepherd, Justin Albrecht, Tommy Johnson

NO.	Name	Min	FG		3P		FT		Rebounds		Fouls		TP	AS	TO	ST	Blocks		+/-
			M-A	M-A	M-A	M-A	OR	DR	PF	FD	BS	BA							
5	Tibet Gorener	19:38	1-7	1-4	2-3	1	6	7	1	2	5	0	1	1	1	1	1	1	-17
15	Trey Anderson	25:37	2-8	1-3	0-2	0	5	5	3	3	5	0	0	0	1	1	1	-14	
4	Adrame Diongue	13:12	2-3	0-0	1-2	0	2	2	2	1	5	0	3	1	1	0	-15		
0	Myron Amey Jr.	19:42	0-4	0-2	0-0	0	1	1	1	3	0	2	2	0	0	0	-17		
13	Alvaro Cardenas	28:12	4-6	1-1	0-0	0	2	2	0	1	9	5	3	1	0	0	-22		
21	William Humer	16:23	5-7	0-1	1-1	0	0	0	2	11	1	1	0	0	0	0	-5		
1	Garrett Anderson	17:24	2-3	0-0	2-2	1	1	2	0	2	6	0	0	0	0	0	-4		
6	Latrell Davis	13:13	3-4	0-0	3-4	0	1	1	0	3	9	0	1	0	0	0	-4		
23	Diogo Seixas	07:28	0-2	0-1	0-0	0	2	2	1	2	0	0	3	0	0	0	-2		
2	Rickey Mitchell Jr.	18:23	3-6	2-5	0-0	1	0	1	0	1	8	1	1	2	0	0	-1		
7	Pasha Goodarzi	05:42	0-0	0-0	0-0	0	0	0	0	0	0	0	0	0	0	0	6		
20	Christian Wise	02:57	0-0	0-0	0-0	0	2	2	0	0	0	0	0	0	0	0	5		
24	Bennett Blackerby	02:57	0-0	0-0	0-0	0	0	0	0	0	0	0	0	0	0	0	5		
Team			1	3	4						0								
Totals		22:50	5-17	9-14	4	25	29	10	20	58	9	16	5	3	3	17			

Technical Fouls: NONE

NO.	Name	Min	FG		3P		FT		Rebounds		Fouls		TP	AS	TO	ST	Blocks		+/-
			M-A	M-A	M-A	M-A	OR	DR	PF	FD	BS	BA							
21	Laolu Oke	19:38	2-2	0-0	0-0	1	4	5	2	0	4	1	1	0	1	0	0	23	
24	Dischon Thomas	15:41	2-8	1-3	0-0	0	2	2	1	0	5	3	0	1	0	0	14		
0	Money Williams	29:20	9-17	2-3	1-1	2	7	9	4	2	21	2	2	2	0	1	6		
3	Josh Vazquez	19:27	3-5	3-5	0-0	0	2	2	2	0	9	2	1	2	0	0	6		
11	Aanen Moody	26:12	0-6	0-4	3-3	0	2	2	2	3	3	2	0	0	0	1	15		
12	Brandon Whitney	24:34	1-4	0-1	0-0	1	2	3	1	0	2	4	0	0	0	0	22		
4	Giordan Williams	16:36	3-6	2-4	0-0	0	2	2	2	1	8	0	1	0	1	0	20		
32	Te'Jon Sawyer	24:10	8-10	0-1	1-1	3	1	4	5	2	17	0	4	0	1	1	-1		
34	Blake Jones	11:12	2-4	0-1	0-0	1	1	1	1	1	4	1	0	0	0	0	-1		
5	Jaxon Nap	04:51	1-1	0-0	0-0	0	1	1	0	0	2	1	0	0	0	0	-9		
2	Chase Henderson	04:31	0-1	0-1	0-0	0	0	0	0	0	0	0	0	0	0	0	-7		
23	Connor Dick	01:46	0-0	0-0	0-0	0	0	0	0	0	0	0	0	0	0	0	0		
30	Caden Bateman	01:46	0-0	0-0	0-0	0	0	0	0	0	0	0	0	0	0	0	0		
22	Adam Shoff	00:17	0-0	0-0	0-0	0	0	0	0	0	0	0	0	0	0	0	-3		
Team			1	3	4						0								
Totals		31:64	8-22	5-5	8	27	35	20	10	75	18	11	6	3	3	17			

Technical Fouls: NONE

	SJS		MON		Points from Turnovers	SJS	MON	Period by Period Scoring		
	1st	2nd	1st	2nd				TOT		
Biggest lead	0 (1st 20:00)	25 (2nd 9:05)			11	18				
Best Scoring Run	7 (1st 3:44)	9 (2nd 9:05)			34	44				
Lead Changes	0				3	11				
Times Tied	0				7	11				
Time with Lead	00:00	39:02			34	33				



Official Basketball Box Score - Final
New Orleans at San Jose St.
 12/09/23 Provident Credit Union Event Center, San Jose, CA
 2023-24 Men's Basketball

Game Time: 2:00 PM
 Game Duration: 1:51
 Attendance: 1,747

Officials: Michael Scypiorski, Shawn Lehigh, Matt Ditty

NO.	Name	Min	FG		3P		FT		Rebounds		Fouls		TP	AS	TO	ST	Blocks		+/-
			M-A	M-A	M-A	M-A	OR	DR	PF	FD	BS	BA							
3	D'Ante Bell	14:33	2-6	0-0	1-2	3	3	4	3	3	5	0	0	0	0	0	2		
5	Tyson Jackson	13:44	4-5	0-0	1-1	1	2	3	4	1	9	0	0	0	1	0	-10		
1	Jordan Johnson	36:54	9-25	4-12	2-4	0	4	4	2	2	24	6	3	1	0	0	-12		
15	Carlos Hart	19:26	1-2	0-0	0-0	0	4	4	1	0	2	1	3	2	1	0	-4		
20	Khaleb Wilson-Rouse	33:57	2-7	1-4	0-0	0	3	3	3	0	5	2	3	0	0	0	-6		
13	Jamond Vincent	32:03	4-8	0-0	1-1	0	4	4	1	2	9	1	2	1	0	1	-1		
0	Mason Jones	08:58	1-4	0-0	0-0	1	1	1	0	0	2	0	0	0	0	0	13		
23	James Glisson III	19:29	2-4	2-2	0-0	2	4	6	1	1	6	0	0	0	0	0	2		
4	Omarion Henry	07:04	1-5	0-1	0-0	1	1	2	0	0	2	1	1	0	1	0	3		
2	Jah Short	17:29	7-7	0-0	4-6	6	2	8	5	3	18	1	0	1	0	0	-6		
Team			4	4	8						0								
Totals		33:73	7-19	9-14	17	30	47	20	12	82	12	13	5	3	2	-5			

Technical Fouls: NONE

NO.	Name	Min	FG		3P		FT		Rebounds		Fouls		TP	AS	TO	ST	Blocks		+/-
			M-A	M-A	M-A	M-A	OR	DR	PF	FD	BS	BA							
5	Tibet Gorener	36:54	2-12	1-6	3-4	3	3	6	1	2	8	1	0	1	0	1	12		
4	Adrame Diongue	14:15	2-3	0-0	0-4	0	3	3	4	4	4	3	1	0	1	0	14		
0	Myron Amey Jr.	36:54	11-19	4-9	3-5	1	6	7	1	3	29	1	3	1	0	0	-12		
6	Latrell Davis	16:56	3-5	1-2	0-0	0	4	4	2	0	7	1	0	0	0	1	-1		
13	Alvaro Cardenas	40:00	6-8	3-3	1-3	0	3	3	0	5	16	10	2	2	0	0	5		
2	Rickey Mitchell Jr.	08:46	1-3	0-2	0-0	0	2	2	0	0	2	1	0	0	0	0	-13		
21	William Humer	12:24	1-2	0-1	0-2	2	1	3	2	2	2	1	0	1	0	0	-10		
1	Garrett Anderson	20:30	4-7	0-2	0-0	1	1	2	1	0	8	1	1	3	0	0	5		
23	Diogo Seixas	13:21	3-4	0-1	5-7	1	1	2	1	4	11	1	0	2	0	0	1		
Team			0	3	3						0								
Totals		33:63	9-26	12-25	8	27	35	12	20	87	21	8	9	2	3	5			

Technical Fouls: NONE

	UNO		SJSU		Points from Turnovers	UNO	SJSU	Period by Period Scoring		
	1st	2nd	1st	2nd				TOT		
Biggest lead	10 (1st 5:33)	7 (1st 16:57)			44	48				
Best Scoring Run	6 (1st 8:46)	6 (1st 18:28)			21	6				
Lead Changes	2				4	14				
Times Tied	4				37	23				
Time with Lead	24:14	13:31			40	47				



Official Basketball Box Score - Final
San Jose St. at North Dakota St.
 12/04/23 Scheels Center, Fargo
 2023-24 Men's Basketball

Game Time: 7:00 PM
 Game Duration: 2:07
 Attendance: 1,946

Officials: Lewis Garrison, Todd Von Sossan, Steve McJunkins

NO.	Name	Min	FG		3P		FT		Rebounds		Fouls		TP	AS	TO	ST	Blocks		+/-
			M-A	M-A	M-A	M-A	OR	DR	PF	FD	BS	BA							
5	Tibet Gorener	41:33	5-10	2-7	1-1	0	3	3	1	2	13	1	1	1	2	0	-4		
15	Trey Anderson	40:00	3-8	0-3	3-3	2	2	4	3	3	9	0	0	0	1	1	2		
4	Adrame Diongue	17:10	4-6	0-0	1-3	0	3	3	5	2	9	0	2	0	1	0	0		
0	Myron Amey Jr.	33:49	6-15	1-5	2-4	1	5	6	4	3	15	4	0	2	0	0	-2		
13	Alvaro Cardenas	40:41	9-18	0-2	4-4	0	10	10	4	5	22	4	1	1	0	4	-12		
1	Garrett Anderson	04:42	0-2	0-0	0-0	0	1	1	0	0	0	2	0	0	1	0	-3		
21	William Humer	09:10	0-0	0-0	0-0	0	1												



#0
Myron (MJ)
Amey
G • 6-2 • 185 • JR
Vacaville, Calif./
Scotland Prep

*Returning to action in 2023-24 after playing just nine games before an injury sidelined him for the rest of the season

* Named to the All-Tournament team at Paradise Jam, leading the tournament with 14 assists and 16.0 points, 4.67 assists and 2.0 steals per game

*Scored 21 points against Abilene Christian

*One of six double-figure scorers in the win over Bethesda

*One of four scorers in double-figures in the win over UC Irvine

*6-for-6 from the free throw line against UC Irvine

*Two blocks against Bethesda and at Texas Tech

*Made four threes against Norfolk State

*Registered three steals against Hampton

*Recorded the second double-double of his career, against North Dakota State at home (14 pts, 10 reb)

*Scored 22 points against Cal Poly

*Had 15 points at North Dakota State and a team-high four assists

*Scored 29 points and made four three-pointers versus New Orleans

*Led the Spartans with 15 points and three steals against Montana at home

Season Highs.....	Career Highs
29, vs. New Orleans, 12/9.....	Points..... 32, Bethesda, 1/8/22
11, vs. New Orleans, 12/9.....	FG Made 13, Bethesda, 1/8/22
19, vs. New Orleans, 12/9.....	FG Att. 21, Bethesda, 1/8/22
4, Two games	3pt Made 5, Three games
9, vs. New Orleans, 12/9	3pt Attempted..... 9, Two games
6, vs UC Irvine, 11/7	FT Made..... 7, Two games
6, Two games	FT Attempted 8, Two games
10, vs. North Dakota St., 11/27..	Rebounds....12, San Diego St., 2/9/22
5, Two games	Assists5,Two games
2, Two games	Blocks..... 2, Three games
3, Two games	Steals 4, Air Force, 3/1/22

20+ Point Games (7)
 32 - vs. Bethesda, 1/8/22
 29 - vs. New Orleans 12/9/23
 24 - at Boise State, 2/5/22
 23 - vs. UNLV, 1/17/22
 23 - vs. San Diego St., 2/9/22
 22 - at Cal Poly, 11/29/23
 21 - vs. Abilene Christian, 11/17/23

10+ Rebounds (2)
 12 - vs. San Diego St., 2/9/22
 10 - vs. North Dakota St., 11/27/23

5+ Assist Games (2)
 5 - vs. Abilene Christian, 11/17/23
 5 - vs. Norfolk State, 11/18/23

Opponent	Date	GS	MIN	Total		3-Pointers		Free throws		Rebounds				PF	A	TO	BLK	STL	PTS	AVG	
				FG-FGA	PCT	3FG-3FGA	PCT	FT-FTA	PCT	OFF	DEF	TOT	AVG								
UC Irvine	11/07/2023	*	28:08	3-8	.375	0-2	.000	6-6	1.000	0	5	5	5.0	1	1	2	0	2	12	12.0	
Bethesda (CA)	11/09/2023	*	24:22	4-9	.444	2-7	.286	2-3	.667	0	5	5	5.0	0	4	1	2	2	12	12.0	
at Texas Tech	11/12/2023	*	23:30	2-11	.182	0-4	.000	1-2	.500	0	2	2	4.0	1	0	0	2	0	5	9.7	
vs Abilene Christian	11/17/2023	*	30:21	9-17	.529	3-7	.429	0-0	.000	1	0	1	3.3	0	5	0	0	2	21	12.5	
vs Norfolk St.	11/18/2023	*	25:28	5-10	.500	4-8	.500	1-2	.500	0	1	1	2.8	2	5	3	0	1	15	13.0	
vs Hampton	11/20/2023	*	34:02	5-13	.385	1-5	.200	1-3	.333	3	2	5	3.2	1	4	1	0	3	12	12.8	
North Dakota St.	11/27/2023	*	31:58	5-9	.556	1-2	.500	3-3	1.000	1	9	10	4.1	1	4	0	0	1	14	13.0	
at Cal Poly	11/29/2023	*	35:21	7-16	.438	3-5	.600	5-6	.833	1	5	6	4.4	2	2	1	0	2	22	14.1	
at Montana	12/02/2023	*	19:42	0-4	.000	0-2	.000	0-0	.000	0	1	1	4.0	1	2	2	0	0	0	12.6	
at North Dakota St.	12/04/2023	*	33:48	6-15	.400	1-5	.200	2-4	.500	1	5	6	4.2	4	4	0	0	2	15	12.8	
New Orleans	12/09/2023	*	36:54	11-19	.579	4-9	.444	3-5	.600	1	6	7	4.5	1	1	3	0	1	29	14.3	
Montana	12/17/2023	*	37:40	6-15	.400	2-7	.286	1-2	.500	0	0	0	4.1	4	4	1	0	3	15	14.3	
Totals			12	361:15	63-146	.432	21-63	.333	25-36	.694	8	41	49	4.1	18	36	14	4	19	172	14.3

Player Averages

Games Played	Minutes/game	Points/game	FG Pct	3FG Pct	FT Pct	Rebounds/game	Assists/game	Turnovers/game	Assist/Turnover ratio	Steals/game	Blocks/game
12	30.1	14.3	43.2	33.3	69.4	4.1	3.0	1.2	2.6	1.6	0.3

SEASON	TEAM	GP-GS	MIN/AVG	Field Goals		3-Point		F-Throws		Rebounds				Scoring						
				FG-FGA	FG%	3FG-3FGA	3FG%	FT-FTA	FT%	OFF	DEF	TOT	AVG	PF-FO	A	TO	BLK	STL	PTS	AVG
2021-22	SJSU	25-4	453/18.1	86-196	.439	32-85	.376	32-44	.727	19	54	73	2.9	22-0	21	32	3	18	236	9.4
2022-23	SJSU	9-0	117/13.0	18-48	.375	7-22	.318	7-9	.778	1	9	10	1.1	8-0	7	8	1	3	50	5.6
2023-24	SJSU	12-12	361/30.1	63-146	.432	21-63	.333	25-36	.694	8	41	49	4.1	18-0	36	14	4	19	172	14.3
TOTAL		46-16	932/20.3	167-390	.428	60-170	.353	64-89	.719	28	104	132	2.9	48-0	64	54	8	40	458	10.0



- * Played his first game of the season, against North Dakota State, scoring four points
- *Had a rebound, a steal and an assist against Cal Poly
- *Scored six points against Montana
- *Registered a block at North Dakota State
- *Scored eight points and swiped a career-high three steals against New Orleans

Season Highs.....Career Highs
 8, vs. New Orleans, 12/9Points.....13, Boise State, 2/25/23
 4, vs. New Orleans, 12/9FG Made4, New Orleans, 12/9/23
 7, vs. New Orleans, 12/9FG Att.....10, Boise State, 2/25/23
 1, vs. Montana, 12/17 3pt Made 3, Boise State, 2/25/23
 2, Three games3pt Att..... 9, Boise State, 2/25/23
 2, at Montana, 12/2 FT Made..... 4, Three games
 2, Three games FT Attempted5, UNLV, 12/28/22
 4, vs. Montana, 12/17Rebounds..... 4, Montana , 12/17/23
 1, Two games Assists1, Six games
 1, at North Dakota St 12/4.....Blocks..... 1, Three games
 3, vs. New Orleans, 12/9 Steals3, New Orleans, 12/9/23

*Against Montana, hit his first three-pointer of the year and grabbed four rebounds

#1
Garrett
Anderson
G • 6-6 • 190 • SO
Phoenix, Ariz./
PHH Prep

Opponent	Date	GS	MIN	Total		3-Pointers		Free throws		Rebounds				PF	A	TO	BLK	STL	PTS	AVG
				FG-FGA	PCT	3FG-3FGA	PCT	FT-FTA	PCT	OFF	DEF	TOT	AVG							
North Dakota St.	11/27/2023		04:58	2-2	1.000	0-0	.000	0-2	.000	0	0	0	0.0	0	0	0	0	0	4	4.0
at Cal Poly	11/29/2023		14:35	0-5	.000	0-2	.000	0-2	.000	0	1	1	0.5	1	1	0	0	1	0	2.0
at Montana	12/02/2023		17:24	2-3	.667	0-0	.000	2-2	1.000	1	1	2	1.0	0	0	0	0	6	3.3	
at North Dakota St.	12/04/2023		04:42	0-2	.000	0-0	.000	0-0	.000	0	1	1	1.0	0	0	2	1	0	0	2.5
New Orleans	12/09/2023		20:30	4-7	.571	0-2	.000	0-0	.000	1	1	2	1.2	1	1	1	0	3	8	3.6
Montana	12/17/2023		19:57	1-4	.250	1-2	.500	0-0	.000	0	4	4	1.7	2	0	1	0	0	3	3.5
Totals			0 82:07	9-23	.391	1-6	.167	2-6	.333	2	8	10	1.7	4	2	4	1	4	21	3.5

Player Averages

Games Played	Minutes/game	Points/game	FG Pct	3FG Pct	FT Pct	Rebounds/game	Assists/game	Turnovers/game	Assist/Turnover ratio	Steals/game	Blocks/game
6	13.7	3.5	39.1	16.7	33.3	1.7	0.3	0.7	0.5	0.7	0.2

SEASON	TEAM	GP-GS	MIN/AVG	Field Goals		3-Point		F-Throws		Rebounds				Scoring						
				FG-FGA	FG%	3FG-3FGA	3FG%	FT-FTA	FT%	OFF	DEF	TOT	AVG	PF-FO	A	TO	BLK	STL	PTS	AVG
2022-23	SJSU	30-0	269/9.0	26-83	.313	14-48	.292	18-22	.818	7	23	30	1.0	19-0	5	9	2	8	84	2.8
2023-24	SJSU	6-0	82/13.7	9-23	.391	1-6	.167	2-6	.333	2	8	10	1.7	4-0	2	4	1	4	21	3.5
TOTAL		36-0	351/9.7	35-106	.330	15-54	.278	20-28	.714	9	31	40	1.1	23-0	7	13	3	12	105	2.9



*Made his collegiate debut against UC Irvine

*Scored seven points in the win over Bethesda

*Two rebounds, two steals and an assist against Bethesda

*Knocked down a three-pointer against Norfolk State

*Scored eight points in back-to-back games on the road (at Montana and North Dakota State)

*Dished out a career-high three assists against Montana

Season Highs	Career Highs
8, Two games	Points..... 8, Two games
3, Three games	FG Made..... 3, Three games
6, Two games	FG Attempted..... 6, Two games
2, Two games	3pt Made..... 2, Two games
5, Two games	3pt Attempted..... 5, Two games
	FT Made.....
	FT Att.....
2, Three games	Rebounds..... 2, Three games
3, vs. Montana, 12/17	Assists..... 3, vs. Montana, 12/17/23
	Blocks.....
2, Two games	Steals..... 2, Two games

#2
Rickey Mitchell Jr.
G • 6-4 • 172 • FR
Aurora, Colo./
Smoky Hill HS

Opponent	Date	GS	MIN	Total		3-Pointers		Free throws		Rebounds				PF	A	TO	BLK	STL	PTS	AVG
				FG-FGA	PCT	3FG-3FGA	PCT	FT-FTA	PCT	OFF	DEF	TOT	AVG							
UC Irvine	11/07/2023		03:40	0-1	.000	0-1	.000	0-0	.000	0	0	0	0.0	2	0	1	0	0	0	0.0
Bethesda (CA)	11/09/2023		13:58	3-5	.600	1-3	.333	0-0	.000	1	1	2	1.0	2	1	0	0	2	7	3.5
at Texas Tech	11/12/2023		04:39	0-0	.000	0-0	.000	0-0	.000	0	0	0	0.7	0	0	0	0	0	2.3	
vs Norfolk St.	11/18/2023		03:01	1-1	1.000	1-1	1.000	0-0	.000	0	0	0	0.5	1	1	2	0	0	3	2.5
North Dakota St.	11/27/2023		03:55	0-1	.000	0-1	.000	0-0	.000	0	0	0	0.4	0	0	0	0	0	2.0	
at Montana	12/02/2023		18:23	3-6	.500	2-5	.400	0-0	.000	1	0	1	0.5	0	1	1	0	2	8	3.0
at North Dakota St.	12/04/2023		25:10	3-6	.500	2-5	.400	0-0	.000	1	1	2	0.7	3	1	0	0	1	8	3.7
New Orleans	12/09/2023		08:46	1-3	.333	0-2	.000	0-0	.000	0	2	2	0.9	0	1	0	0	0	2	3.5
Montana	12/17/2023		12:57	0-0	.000	0-0	.000	0-0	.000	0	0	0	0.8	2	3	0	0	0	3.1	
Totals		0	94:29	11-23	.478	6-18	.333	0-0	.000	3	4	7	0.8	10	8	4	0	5	28	3.1

Player Averages

Games Played	Minutes/ game	Points/ game	FG Pct	3FG Pct	FT Pct	Rebounds/ game	Assists/ game	Turnovers/ game	Assist/Turnover ratio	Steals/ game	Blocks/ game
9	10.5	3.1	47.8	33.3	0.0	0.8	0.9	0.4	2.0	0.6	0.0

				Field Goals		3-Point		F-Throws		Rebounds				Scoring						
SEASON	TEAM	GP-GS	MIN/AVG	FG-FGA	FG%	3FG-3FGA	3FG%	FT-FTA	FT%	OFF	DEF	TOT	AVG	PF-FO	A	TO	BLK	STL	PTS	AVG
2023-24	SJSU	9-0	94/10.5	11-23	.478	6-18	.333	0-0	.000	3	4	7	0.8	10-0	8	4	0	5	28	3.1
TOTAL		9-0	94/10.5	11-23	.478	6-18	.333	0-0	.000	3	4	7	0.8	10-0	8	4	0	5	28	3.1



*Made his San José State debut against UC Irvine

*Seven six points at Texas Tech and six points, all dunks, against UC Irvine

*Grabbed a team-best 11 rebounds in the win over Bethesda

*Added nine rebounds versus Abilene Christian

*Three blocks and two assists against Bethesda

*Two blocks at Texas Tech

*One steal in the first two games

*Three blocks against Norfolk State

*Near double-double against Hampton with nine points and nine rebounds

*Scored nine points at North Dakota State, two of his points were on a lob dunk which was featured on SC-Top10 as the fourth-best play of the day

#4
Adrame
Diongue
C • 7-0 • 190 • SO
Dakar, Senegal/
Washington State

Season Highs..... Career Highs
 9, vs. Hampton, 12/2.....Points.....9, Hampton, 12/2
 3, Three games FG Made 3, Three games
 4, Two games FG Att 4, Three games
 3pt Made
 3pt Att1, Prairie View, 11/15/22
 3, vs. Hampton, 11/20 FT Made.....4, Prairie View, 11/15/22
 5, vs. Abilene Christian, 11/17 FT Att6, Prairie View, 11/15/22
 11, vs. Bethesda, 11/9.....Rebounds..... 11, Bethesda, 11/9/23
 3, vs. New Orleans, 12/9 Assists3, New Orleans, 12/9/23
 3, Two gamesBlocks..... 3, Four games
 1, Five games..... Steals 1, Five games

10+ Rebound Games (1)
11 - vs. Bethesda, 11/9/23

3+ Block Games (4)
 3 - UCLA, 12/30/22
 3 - Arizona, 1/26/23
3 - Bethesda, 11/9/23
3 - Norfolk State, 11/18/23

Opponent	Date	GS	MIN	Total		3-Pointers		Free throws		Rebounds				PF	A	TO	BLK	STL	PTS	AVG	
				FG-FGA	PCT	3FG-3FGA	PCT	FT-FTA	PCT	OFF	DEF	TOT	AVG								
UC Irvine	11/07/2023	*	14:56	3-4	.750	0-0	.000	0-0	.000	1	3	4	4.0	5	1	0	1	6	6.0		
Bethesda (CA)	11/09/2023	*	19:55	2-4	.500	0-0	.000	0-0	.000	5	6	11	7.5	1	2	4	3	1	4	5.0	
at Texas Tech	11/12/2023	*	20:27	3-3	1.000	0-0	.000	1-2	.500	3	3	6	7.0	5	1	4	2	0	7	5.7	
vs Abilene Christian	11/17/2023	*	23:13	2-2	1.000	0-0	.000	1-5	.200	2	7	9	7.5	4	2	2	1	0	5	5.5	
vs Norfolk St.	11/18/2023	*	18:42	2-2	1.000	0-0	.000	2-2	1.000	1	5	6	7.2	3	0	3	3	0	6	5.6	
vs Hampton	11/20/2023	*	29:04	3-3	1.000	0-0	.000	3-6	.500	2	7	9	7.5	1	0	3	1	1	9	6.2	
North Dakota St.	11/27/2023	*	04:44	0-2	.000	0-0	.000	0-0	.000	0	0	0	6.4	5	0	1	1	0	0	5.3	
at Cal Poly	11/29/2023	*	19:01	1-2	.500	0-0	.000	0-0	.000	1	4	5	6.3	5	1	2	1	1	2	4.9	
at Montana	12/02/2023	*	13:12	2-3	.667	0-0	.000	1-2	.500	0	2	2	5.8	2	0	3	1	1	5	4.9	
at North Dakota St.	12/04/2023	*	17:10	4-6	.667	0-0	.000	1-3	.333	0	3	3	5.5	5	0	2	1	0	9	5.3	
New Orleans	12/09/2023	*	14:15	2-3	.667	0-0	.000	0-4	.000	0	3	3	5.3	4	3	1	1	0	4	5.2	
Totals			11	194:39	24-34	.706	0-0	.000	9-24	.375	15	43	58	5.3	40	10	26	15	5	57	5.2

Player Averages

Games Played	Minutes/ game	Points/ game	FG Pct	3FG Pct	FT Pct	Rebounds/ game	Assists/ game	Turnovers/ game	Assist/Turnover ratio	Steals/ game	Blocks/ game
11	17.7	5.2	70.6	0.0	37.5	5.3	0.9	2.4	0.4	0.5	1.4

				Field Goals		3-Point		F-Throws		Rebounds				Scoring						
SEASON	TEAM	GP-GS	MIN/AVG	FG-FGA	FG%	3FG-3FGA	3FG%	FT-FTA	FT%	OFF	DEF	TOT	AVG	PF-FO	A	TO	BLK	STL	PTS	AVG
2022-23	WSU	23-0	146/6.4	10-19	.526	0-1	.000	10-17	.588	18	24	42	1.8	32-0	4	15	12	6	30	1.3
2023-24	SJSU	11-11	195/17.7	24-34	.706	0-0	.000	9-24	.375	15	43	58	5.3	40-5	10	26	15	5	57	5.2
TOTAL FOR SJSU		11-11	195/17.7	24-34	.706	0-0	.000	9-24	.375	15	43	58	5.3	40-5	10	26	15	5	57	5.2
TOTAL		34-11	341/10.0	34-53	.642	0-1	.000	19-41	.463	33	67	100	2.9	72-5	14	41	27	11	87	2.6



#5
Tibet
Gorener
F • 6-9 • 200 • JR
**Istanbul, Turkey/
 Arizona**

*Career-high 26 points to lead the Spartans in a win over Bethesda

*Second in scoring in the win over UC Irvine with 17 points and against Abilene Christian with 15 points

*Perfect from the free throw line (6-6) against UC Irvine

*Nine rebounds against Bethesda, seven versus Abilene Christian and five versus UC Irvine

*One block against UC Irvine and at Texas Tech

*Two steals versus Abilene Christian

*Scored 14 or more points in every game at Paradise Jam

*Scored 15 points against North Dakota St.

*Scored 17 points and tied his career high of nine rebounds against Cal Poly

*Had 13 points at North Dakota St.

*Scored 13 points against Montana at home

Season Highs.....Career Highs
 26, vs. Bethesda, 11/9.....Points.....26, Bethesda, 11/9/23
 11, vs. Bethesda, 11/9.....FG Made.....11, Bethesda, 11/9/23
 15, vs. Bethesda, 11/9.....FG Att.....15, Bethesda, 11/9/23
 4, vs. Bethesda, 11/9.....3pt Made.....6, Utah St, 1/21/23
 9, Two games.....3pt Att.....12, Nevada, 2/21/23
 6, vs. UC Irvine, 11/7.....FT Made.....6, UC Irvine, 11/7
 6, vs. UC Irvine, 11/7.....FT Attempted.....6, UC Irvine, 11/7
 9, Two games.....Rebounds.....9, Four games
 2, vs. Norfolk St, 11/18.....Assists.....3, Three games
 2, at North Dakota St, 12/4.....Blocks.....2, North Dakota St, 12/4/23
 2, vs. Abilene Christian, 11/17.....Steals.....2, Five games

20+ Point Games (3)
26 - vs. Bethesda, 11/9/23
 23 - vs. Bethesda, 1/8/22
 20 - at Utah State, 1/21/23

Opponent	Date	GS	MIN	Total		3-Pointers		Free throws		Rebounds				PF	A	TO	BLK	STL	PTS	AVG	
				FG-FGA	PCT	3FG-3FGA	PCT	FT-FTA	PCT	OFF	DEF	TOT	AVG								
UC Irvine	11/07/2023	*	32:33	4-8	.500	3-4	.750	6-6	1.000	2	3	5	5.0	0	0	4	1	0	17	17.0	
Bethesda (CA)	11/09/2023	*	25:24	11-15	.733	4-5	.800	0-1	.000	3	6	9	7.0	2	0	1	0	1	26	21.5	
at Texas Tech	11/12/2023	*	36:50	0-7	.000	0-4	.000	0-0	.000	3	0	3	5.7	1	0	3	1	1	0	14.3	
vs Abilene Christian	11/17/2023	*	37:56	4-13	.308	3-9	.333	4-4	1.000	0	7	7	6.0	2	1	1	0	2	15	14.5	
vs Norfolk St.	11/18/2023	*	30:01	5-11	.455	3-8	.375	1-2	.500	1	6	7	6.2	2	2	1	0	0	14	14.4	
vs Hampton	11/20/2023	*	37:18	6-14	.429	3-8	.375	0-1	.000	0	1	1	5.3	1	0	0	0	0	15	14.5	
North Dakota St.	11/27/2023	*	32:29	5-15	.333	3-9	.333	2-4	.500	1	3	4	5.1	0	0	0	1	1	15	14.6	
at Cal Poly	11/29/2023	*	35:56	6-13	.462	1-7	.143	4-6	.667	4	5	9	5.6	2	1	2	1	0	17	14.9	
at Montana	12/02/2023	*	28:50	1-7	.143	1-4	.250	2-3	.667	1	6	7	5.8	1	0	1	1	1	5	13.8	
at North Dakota St.	12/04/2023	*	41:33	5-10	.500	2-7	.286	1-1	1.000	0	3	3	5.5	1	1	1	2	1	13	13.7	
New Orleans	12/09/2023	*	36:54	2-12	.167	1-6	.167	3-4	.750	3	3	6	5.5	1	1	0	0	1	8	13.2	
Montana	12/17/2023	*	35:09	5-11	.455	3-6	.500	0-0	.000	0	1	1	5.2	1	2	1	0	1	13	13.2	
Totals			12	410:53	54-136	.397	27-77	.351	23-32	.719	18	44	62	5.2	14	8	15	7	9	158	13.2

Player Averages

Games Played	Minutes/game	Points/game	FG Pct	3FG Pct	FT Pct	Rebounds/game	Assists/game	Turnovers/game	Assist/Turnover ratio	Steals/game	Blocks/game
12	34.2	13.2	39.7	35.1	71.9	5.2	0.7	1.3	0.5	0.8	0.6

SEASON	TEAM	GP-GS	MIN/AVG	Field Goals		3-Point		F-Throws		Rebounds				Scoring						
				FG-FGA	FG%	3FG-3FGA	3FG%	FT-FTA	FT%	OFF	DEF	TOT	AVG	PF-FO	A	TO	BLK	STL	PTS	AVG
2020-21	UA	8-0	30/3.7	3-9	.333	3-9	.333	0-0	.000	0	6	6	0.8	4-0	1	3	0	0	9	1.1
2021-22	SJSU	30-23	810/27.0	78-221	.353	54-171	.316	18-29	.621	10	86	96	3.2	48-0	26	26	4	14	228	7.6
2022-23	SJSU	34-0	692/20.4	74-210	.352	54-163	.331	12-20	.600	16	56	72	2.1	41-0	20	20	7	11	214	6.3
2023-24	SJSU	12-12	411/34.2	54-136	.397	27-77	.351	23-32	.719	18	44	62	5.2	14-0	8	15	7	9	158	13.2
TOTAL FOR SJSU		76-35	1913/25.2	206-567	.363	135-411	.328	53-81	.654	44	186	230	3.0	103-0	54	61	18	34	600	7.9
TOTAL		84-35	1942/23.1	209-576	.363	138-420	.329	53-81	.654	44	192	236	2.8	107-0	55	64	18	34	609	7.3



*Made his San José State debut against UC Irvine

*Season-high 16 points against Bethesda where he was 8-for-10 from the free throw line

*Grabbed three rebounds in the first two games

*Dished out three assists and grabbed two steals against Bethesda

*Scored nine points in under two minutes at Montana

Season Highs.....Career Highs
 16, vs. Bethesda, 11/9.....Points..... 16, Bethesda, 11/9/23
 4, vs. Bethesda, 11/9..... FG Made 4, Bethesda, 11/9/23
 7, vs. Bethesda, 11/9..... FG Attempted 7, Bethesda, 11/9/23
 1, at Texas Tech, 11/12..... 3pt Made 1, Texas Tech, 11/12/23
 2, Two games 3pt Attempted 2, Two games
 8, vs. Bethesda, 11/9..... FT Made..... 8, Bethesda, 11/9/23
 10, vs. Bethesda, 11/9..... FT Att..... 10, Bethesda, 11/9/23
 6, vs. Montana 12/17/23Rebounds..... 6, vs. Montana 12/17/23
 3, vs. Bethesda, 11/9..... Assists 3, Bethesda, 11/9/23
Blocks.....
 2, vs. Bethesda, 11/9..... Steals 2, Bethesda, 11/9/23

#6
Latrell
Davis
G • 6-2 • 195 • FR
Leeds,
Great Britain/
First Baptist
Academy (Fla.)

*Against New Orleans, got his first career start and scored seven points

*Registered 12 points and six rebounds versus Montana

Opponent	Date	GS	MIN	Total		3-Pointers		Free throws		Rebounds				PF A TO BLK/STL					PTS		AVG			
				FG-FGA	PCT	3FG-3FGA	PCT	FT-FTA	PCT	OFF	DEF	TOT	AVG	PF	A	TO	BLK	STL	PTS	AVG				
UC Irvine	11/07/2023		13:56	0-1	.000	0-0	.000	0-2	.000	1	2	3	3.0	1	1	1	0	0	0	0	0	0	0	0
Bethesda (CA)	11/09/2023		20:10	4-7	.571	0-2	.000	8-10	.800	2	1	3	3.0	2	3	2	0	2	16	8.0				
at Texas Tech	11/12/2023		08:44	1-2	.500	1-2	.500	0-0	.000	1	0	1	2.3	1	0	2	0	0	3	6.3				
vs Abilene Christian	11/17/2023		12:14	1-2	.500	0-1	.000	1-2	.500	0	2	2	2.3	0	0	0	0	0	3	5.5				
vs Norfolk St.	11/18/2023		18:18	1-5	.200	0-1	.000	5-6	.833	0	2	2	2.2	0	0	0	0	0	7	5.8				
vs Hampton	11/20/2023		05:21	0-1	.000	0-0	.000	0-0	.000	0	0	0	1.8	0	0	0	0	0	0	4.8				
North Dakota St.	11/27/2023		03:01	0-0	.000	0-0	.000	0-0	.000	0	0	0	1.6	0	0	1	0	0	0	4.1				
at Cal Poly	11/29/2023		02:47	0-0	.000	0-0	.000	0-0	.000	0	0	0	1.4	0	0	0	0	0	0	3.6				
at Montana	12/02/2023		13:13	3-4	.750	0-0	.000	3-4	.750	0	1	1	1.3	0	1	1	0	0	9	4.2				
at North Dakota St.	12/04/2023		03:18	0-0	.000	0-0	.000	0-0	.000	0	0	0	1.2	0	0	0	0	0	0	3.8				
New Orleans	12/09/2023	*	16:56	3-5	.600	1-2	.500	0-0	.000	0	4	4	1.5	2	1	0	0	0	7	4.1				
Montana	12/17/2023	*	26:13	5-10	.500	1-4	.250	1-3	.333	1	5	6	1.8	4	2	1	0	0	12	4.8				
Totals		2	144:12	18-37	.486	3-12	.250	18-27	.667	5	17	22	1.8	10	7	8	0	2	57	4.8				

Player Averages

Games Played	Minutes/game	Points/game	FG Pct	3FG Pct	FT Pct	Rebounds/game	Assists/game	Turnovers/game	Assist/Turnover ratio	Steals/game	Blocks/game
12	12.0	4.8	48.6	25.0	66.7	1.8	0.6	0.7	0.9	0.2	0.0

SEASON	TEAM	GP-GS	MIN/AVG	Field Goals		3-Point		F-Throws		Rebounds				Scoring						
				FG-FGA	FG%	3FG-3FGA	3FG%	FT-FTA	FT%	OFF	DEF	TOT	AVG	PF-FO	A	TO	BLK	STL	PTS	AVG
2023-24	SJSU	12-2	144/12.0	18-37	.486	3-12	.250	18-27	.667	5	17	22	1.8	10-0	7	8	0	2	57	4.8
TOTAL		12-2	144/12.0	18-37	.486	3-12	.250	18-27	.667	5	17	22	1.8	10-0	7	8	0	2	57	4.8



*Made his Spartan debut with 11 minutes played against Bethesda

*Made a three-pointer for his only points of the game

*Grabbed two rebounds and dished out two assists

*Made a three-pointer against Norfolk State

Season Highs.....	Career Highs
3, Two games	Points..... 3, Two games
1, Two games	FG Made..... 1, Two games
4, vs. Bethesda, 11/9.....	FG Attempted..... 4, Bethesda, 11/9/23
1, Two games	3pt Made..... 1, Two games
4, vs. Bethesda, 11/9.....	3pt Attempted..... 4, Bethesda, 11/9/23
.....	FT Made.....
.....	FT Att.....
2, vs. Bethesda, 11/9.....	Rebounds..... 2, Bethesda, 11/9/23
2, vs. Bethesda, 11/9.....	Assists..... 2, Bethesda, 11/9/23
.....	Blocks.....
.....	Steals.....


#7
Pasha
Goodarzi
G • 6-3 • 190 • FR
Los Gatos, Calif./
Valley Christian
HS

Opponent	Date	GS	MIN	Total		3-Pointers		Free throws		Rebounds				PF A TO BLK STL PTS AVG							
				FG-FGA	PCT	3FG-3FGA	PCT	FT-FTA	PCT	OFF	DEF	TOT	AVG	PF	A	TO	BLK	STL	PTS	AVG	
Bethesda (CA)	11/09/2023		11:03	1-4	.250	1-4	.250	0-0	.000	0	2	2	2.0	1	2	0	0	0	0	3	3.0
vs Norfolk St.	11/18/2023		02:53	1-1	1.000	1-1	1.000	0-0	.000	0	0	0	1.0	0	0	0	0	0	0	3	3.0
at Montana	12/02/2023		05:42	0-0	.000	0-0	.000	0-0	.000	0	0	0	0.7	1	0	1	0	0	0	0	2.0
Totals		0	19:38	2-5	.400	2-5	.400	0-0	.000	0	2	2	0.7	2	2	1	0	0	6	2.0	

Player Averages

Games Played	Minutes/ game	Points/ game	FG Pct	3FG Pct	FT Pct	Rebounds/ game	Assists/ game	Turnovers/ game	Assist/Turnover ratio	Steals/ game	Blocks/ game
3	6.5	2.0	40.0	40.0	0.0	0.7	0.7	0.3	2.0	0.0	0.0

SEASON	TEAM	GP-GS	MIN/AVG	Field Goals		3-Point		F-Throws		Rebounds				Scoring						
				FG-FGA	FG%	3FG-3FGA	3FG%	FT-FTA	FT%	OFF	DEF	TOT	AVG	PF-FO	A	TO	BLK	STL	PTS	AVG
2023-24	SJSU	3-0	20/6.5	2-5	.400	2-5	.400	0-0	.000	0	2	2	0.7	2-0	2	1	0	0	6	2.0
TOTAL		3-0	20/6.5	2-5	.400	2-5	.400	0-0	.000	0	2	2	0.7	2-0	2	1	0	0	6	2.0




Currently out to start the season

Season Highs.....	Career Highs
.....Points.....
.....FG Made.....
.....FG Attempted.....
.....3pt Made.....
.....3pt Attempted.....
.....FT Made.....
.....FT Att.....
.....Rebounds.....
.....Assists.....
.....Blocks.....
.....Steals.....

#8

Iggy Mitchell
G • 6-2 • 200 • FR
Sydney, Australia/





#13
Alvaro
Cardenas
G • 6-1 • 180 • JR
Granada, Spain/
Get Better
Academy

- *Team Captain
- *Scored 12 points against Abilene Christian and 11 points in the win over UC Irvine
- *Season-high eight assists versus-Bethesda and seven against UC Irvine
- *Two steals against UC Irvine
- *Scored a career-high 23 points against Hampton
- *Scored 10 points and dished out seven assists against North Dakota St.
- *Scored 11 points and four assists versus Cal Poly
- *Dished out five assists at Montana
- *Had a double-double in back-to-back games with 22 points and 10 rebounds at North Dakota State and 16 points and 10 assists against New Orleans
- *Registered 11 points and a team-high four assists against Montana

Season Highs..... Career Highs
 23, vs. Hampton, 11/20..... Points..... 23, Hampton, 11/20/23
 9, Two games FG Made 9, Two games
 18, at North Dakota St 12/4 ...FG Attempted..... 18, NDSU 12/4/23
 4, vs. Hampton, 11/20 3pt Made 6, Fresno St., 1/10/23
 8, at Texas Tech, 11/12..... 3pt Attempted ... 11, Fresno St., 1/10/23
 6, vs. North Dakota St, 11/27 FT Made..... 6, NDSU, 11/27, 23
 7, vs. North Dakota St, 11/27 FT Att 7, Colorado St, 12/31/22
 10, at North Dakota St, 12/4Rebounds..... 10, NDSU, 12/4/23
 10, vs. New Orleans, 12/9..... Assists 10, New Orleans, 12/9/23
 1, Two gamesBlocks..... 1, six games
 2, Four games..... Steals 3, Five games


- 20+ Point Games (4)**
23 - vs. Hampton, 11/20/23
22 - at North Dakota St, 12/4/23
 22 - vs. So. Indiana, 3/18/23
 20 - vs. Fresno St., 1/10/23
- 5+ Assists Games (19)**
10 - vs. New Orleans, 12/9/23
 9 - vs. Fresno State, 1/10/23
8 - vs. Bethesda, 11/9/23
 7 - at Cal Baptist, 11/18/21
 7 - vs. Bethesda, 1/8/22
 7 - vs. Bethesda, 11/12/22
7 - vs. UC Irvine, 11/7/23
7 - vs. North Dakota St 11/27/23
 6 - at New Mexico, 1/17/23
 6 - at Nevada, 2/21/23
 6 - vs. San Diego St., 3/10/23
 5 - vs. Air Force, 1/25/22
 5 - at San Diego St., 2/25/22
 5 - at Air Force, 3/1/22
 5 - vs. Hofstra, 11/17/22
 5 - vs. Oakland, 11/26/22
 5 - vs. Colorado St., 2/28/23
5 - vs. Abilene Christian, 11/17/23
5 - at Montana, 12/2/23
- 10+ Rebound Games (1)**
10 - at North Dakota St, 12/4/23

Opponent	Date	GS	MIN	Total		3-Pointers		Free throws		Rebounds				PF	A	TO	BLK	STL	PTS	AVG	
				FG-FGA	PCT	3FG-3FGA	PCT	FT-FTA	PCT	OFF	DEF	TOT	AVG								
UC Irvine	11/07/2023	*	35:15	4-11	.364	1-4	.250	2-3	.667	1	1	2	2.0	3	7	2	0	2	11	11.0	
Bethesda (CA)	11/09/2023	*	28:21	5-9	.556	0-1	.000	4-5	.800	0	2	2	2.0	2	8	3	0	0	14	12.5	
at Texas Tech	11/12/2023	*	34:45	6-15	.400	2-7	.286	0-0	.000	0	2	2	2.0	3	4	4	1	1	14	13.0	
vs Abilene Christian	11/17/2023	*	32:56	5-12	.417	1-2	.500	1-1	1.000	0	2	2	2.0	4	5	3	0	0	12	12.8	
vs Norfolk St.	11/18/2023	*	30:17	2-7	.286	1-4	.250	2-3	.667	1	2	3	2.2	3	5	0	1	0	7	11.6	
vs Hampton	11/20/2023	*	40:00	9-16	.563	4-8	.500	1-2	.500	2	2	4	2.5	2	1	3	0	2	23	13.5	
North Dakota St.	11/27/2023	*	35:46	2-6	.333	0-1	.000	6-7	.857	0	3	3	2.6	4	7	2	0	1	10	13.0	
at Cal Poly	11/29/2023	*	41:40	4-16	.250	0-4	.000	3-4	.750	1	3	4	2.8	1	4	2	0	0	11	12.8	
at Montana	12/02/2023	*	28:12	4-6	.667	1-1	1.000	0-0	.000	0	2	2	2.7	0	5	3	0	1	9	12.3	
at North Dakota St.	12/04/2023	*	40:41	9-18	.500	0-2	.000	4-4	1.000	0	10	10	3.4	4	4	1	0	1	22	13.3	
New Orleans	12/09/2023	*	40:00	6-8	.750	3-3	1.000	1-3	.333	0	3	3	3.4	0	10	2	0	2	16	13.5	
Montana	12/17/2023	*	29:14	5-11	.455	1-3	.333	0-0	.000	1	4	5	3.5	3	4	0	0	2	11	13.3	
Totals			12	417:07	61-135	.452	14-40	.350	24-32	.750	6	36	42	3.5	29	64	25	2	12	160	13.3

Player Averages

Games Played	Minutes/ game	Points/ game	FG Pct	3FG Pct	FT Pct	Rebounds/ game	Assists/ game	Turnovers/ game	Assist/Turnover ratio	Steals/ game	Blocks/ game
12	34.8	13.3	45.2	35.0	75.0	3.5	5.3	2.1	2.6	1.0	0.2

SEASON	TEAM	GP-GS	MIN/AVG	Field Goals		3-Point		F-Throws		Rebounds				Scoring						
				FG-FGA	FG%	3FG-3FGA	3FG%	FT-FTA	FT%	OFF	DEF	TOT	AVG	PF-FO	A	TO	BLK	STL	PTS	AVG
2021-22	SJSU	31-22	833/26.9	73-172	.424	34-90	.378	21-31	.677	9	66	75	2.4	92-3	81	59	0	29	201	6.5
2022-23	SJSU	35-35	1178/33.7	124-343	.362	55-176	.313	47-61	.770	15	84	99	2.8	77-1	120	69	4	25	350	10.0
2023-24	SJSU	12-12	417/34.8	61-135	.452	14-40	.350	24-32	.750	6	36	42	3.5	29-0	64	25	2	12	160	13.3
TOTAL		78-69	2428/31.1	258-650	.397	103-306	.337	92-124	.742	30	186	216	2.8	198-4	265	153	6	66	711	9.1



- *Team captain
- *Scored in double figures in five games
- *Led the team in scoring against UC Irvine with 19 points and was 7-for-9 from the field
- *Added 13 points against Bethesda and 11 points against Abilene Christian
- *Grabbed seven rebounds against Bethesda, six against Abilene Christian and five at Texas Tech

Season Highs.....	Career Highs
21, vs. North Dakota St. 11/27.....	Points..... 23, Pacific, 12/11/21
7, Two games.....	FG Made..... 8, Pacific, 12/11/21
10, Four games.....	FG Attempted..... 16, Pacific, 12/11/21
4, Two games.....	3pt Made..... 5, Two games
7, vs. Norfolk State, 11/18.....	3pt Attempted..... 9, Pacific, 12/11/21
3, Two games.....	FT Made..... 4, Six games
4, vs. UC Irvine, 11/7.....	FT Att..... 8, Fresno State, 1/11/22
10, vs. Norfolk State, 11/18.....	Rebounds..... 12, Portland, 12/17/21
4, vs. Hampton, 11/20.....	Assists..... 4, Two games
3, vs. Hampton, 11/20.....	Blocks..... 3, Two games
2, vs. UC Irvine, 11/7.....	Steals..... 3, Nevada, 3/9/23

#15
Trey
Anderson
F • 6-7 • 206 • JR
San Diego, Calif./
South Carolina

- *Dished out two assists and had two steals against UC Irvine
- * Had a double-double 16 points and 10 rebounds against Norfolk State
- *Tied his career high of assists (four) and blocks (three) against Hampton
- *Scored a season-high 21 points against North Dakota State at home
- *Scored 13 points against Cal Poly, shooting a perfect 5-for-5 from the field

- 20+ Points Games (2)**
 23 - vs. Pacific, 1/21/21
21 - vs. North Dakota St., 11/27/23
- 10+ Rebound Games (3)**
 12 - at Portland, 12/17/21
 11 - at N. Colorado, 11/19/22
 10 - vs. Norfolk State, 11/18/23
- 3+ Block Games (2)**
 3 - at San Diego St., 11/18/23
3 - vs. Hampton 11/20/23

Opponent	Date	GS	MIN	Total		3-Pointers		Free throws		Rebounds			PF	A	TO	BLK	STL	PTS	AVG		
				FG-FGA	PCT	3FG-3FGA	PCT	FT-FTA	PCT	OFF	DEF	TOT								AVG	
UC Irvine	11/07/2023	*	33:37	7-9	.778	2-3	.667	3-4	.750	0	4	4	4.0	2	2	0	1	2	19	19.0	
Bethesda (CA)	11/09/2023	*	18:08	5-10	.500	2-5	.400	1-1	1.000	2	5	7	5.5	3	1	1	0	0	13	16.0	
at Texas Tech	11/12/2023	*	35:41	4-9	.444	1-5	.200	0-2	.000	2	3	5	5.3	2	0	1	1	0	9	13.7	
vs Abilene Christian	11/17/2023	*	37:14	5-10	.500	1-5	.200	0-0	.000	3	3	6	5.5	4	0	0	0	0	11	13.0	
vs Norfolk St.	11/18/2023	*	32:14	6-9	.667	4-7	.571	0-0	.000	1	9	10	6.4	4	1	1	0	1	16	13.6	
vs Hampton	11/20/2023	*	34:30	5-10	.500	2-4	.500	0-0	.000	3	1	4	6.0	3	4	0	3	1	12	13.3	
North Dakota St.	11/27/2023	*	35:19	7-10	.700	4-6	.667	3-3	1.000	3	4	7	6.1	0	2	0	2	0	21	14.4	
at Cal Poly	11/29/2023	*	25:09	5-5	1.000	3-3	1.000	0-0	.000	0	2	2	5.6	5	2	0	1	0	13	14.3	
at Montana	12/02/2023	*	25:37	2-8	.250	1-3	.333	0-2	.000	0	5	5	5.6	3	0	0	1	0	5	13.2	
at North Dakota St.	12/04/2023	*	40:00	3-8	.375	0-3	.000	3-3	1.000	2	2	4	5.4	3	0	0	1	0	9	12.8	
Totals			10	317:30	49-88	.557	20-44	.455	10-15	.667	16	38	54	5.4	29	12	3	10	4	128	12.8

Player Averages

Games Played	Minutes/game	Points/game	FG Pct	3FG Pct	FT Pct	Rebounds/game	Assists/game	Turnovers/game	Assist/Turnover ratio	Steals/game	Blocks/game
10	31.7	12.8	55.7	45.5	66.7	5.4	1.2	0.3	4.0	0.4	1.0

SEASON	TEAM	GP-GS	MIN/AVG	Field Goals		3-Point		F-Throws		Rebounds				Scoring						
				FG-FGA	FG%	3FG-3FGA	3FG%	FT-FTA	FT%	OFF	DEF	TOT	AVG	PF-FO	A	TO	BLK	STL	PTS	AVG
2019-20	USC	8-0	22/2.8	0-7	.000	0-3	.000	2-2	1.000	0	0	0	0.0	2-0	0	0	0	1	2	0.3
2020-21	USC	13-1	93/7.2	14-23	.609	2-8	.250	3-6	.500	9	6	15	1.2	9-0	4	1	0	2	33	2.5
2021-22	SJSU	30-25	800/26.7	95-203	.468	43-95	.453	29-44	.659	33	89	122	4.1	106-6	29	36	6	8	262	8.7
2022-23	SJSU	35-35	863/24.7	68-174	.391	43-113	.381	39-45	.867	24	72	96	2.7	92-1	32	35	11	15	218	6.2
2023-24	SJSU	10-10	317/31.7	49-88	.557	20-44	.455	10-15	.667	16	38	54	5.4	29-1	12	3	10	4	128	12.8
TOTAL FOR SJSU		75-70	1980/26.4	212-465	.456	106-252	.421	78-104	.750	73	199	272	3.6	227-8	73	74	27	27	608	8.1
TOTAL		96-71	2096/21.8	226-495	.457	108-263	.411	83-112	.741	82	205	287	3.0	238-8	77	75	27	30	643	6.7



*Made his collegiate debut against Bethesda

*Scored six points against Bethesda as he was 3-for-4 from the field including a dunk

Season Highs.....Career Highs
 6, vs. Bethesda, 11/9.....Points..... 6, Bethesda, 11/9/23
 3, vs. Bethesda, 11/9.....FG Made..... 3, Bethesda, 11/9/23
 4, vs. Bethesda, 11/9.....FG Attempted..... 4, Bethesda, 11/9/23
 3pt Made.....
 3pt Attempted.....
 FT Made.....
 FT Att.....
 2, Three games.....Rebounds..... 2, Three games
 Assists.....
 1, vs. Norfolk St, 11/18.....Blocks..... 1, Norfolk State, 11/18/23
 Steals.....

#20
Christian
Wise
F • 6-6 • 205 • FR
San Francisco,
Calif./
Archbishop
Riordon HS

Opponent	Date	GS	MIN	Total		3-Pointers		Free throws		Rebounds				PF		A		BLK		STL		PTS		AVG
				FG-FGA	PCT	3FG-3FGA	PCT	FT-FTA	PCT	OFF	DEF	TOT	AVG			TO	BLK	STL	PTS	AVG				
Bethesda (CA)	11/09/2023		06:07	3-4	.750	0-0	.000	0-0	.000	1	1	2	2.0	0	0	0	0	0	0	0	6	6.0		
vs Norfolk St.	11/18/2023		02:27	0-0	.000	0-0	.000	0-0	.000	0	2	2	2.0	0	0	1	1	0	0	0	3.0			
at Montana	12/02/2023		02:57	0-0	.000	0-0	.000	0-0	.000	0	2	2	2.0	0	0	0	0	0	0	0	2.0			
Totals		0	11:31	3-4	.750	0-0	.000	0-0	.000	1	5	6	2.0	0	0	1	1	0	0	6	2.0			

Player Averages

Games Played	Minutes/game	Points/game	FG Pct	3FG Pct	FT Pct	Rebounds/game	Assists/game	Turnovers/game	Assist/Turnover ratio	Steals/game	Blocks/game
3	3.8	2.0	75.0	0.0	0.0	2.0	0.0	0.3	0.0	0.0	0.3

SEASON	TEAM	GP-GS	MIN/AVG	Field Goals		3-Point		F-Throws		Rebounds				Scoring						
				FG-FGA	FG%	3FG-3FGA	3FG%	FT-FTA	FT%	OFF	DEF	TOT	AVG	PF	FO	A	TO	BLK	STL	PTS
2023-24	SJSU	3-0	12/3.8	3-4	.750	0-0	.000	0-0	.000	1	5	6	2.0	0-0	0	1	1	0	6	2.0
TOTAL		3-0	12/3.8	3-4	.750	0-0	.000	0-0	.000	1	5	6	2.0	0-0	0	1	1	0	6	2.0



- *Made his Spartan debut against UC Irvine
- *One of the first off the bench for SJSU
- *Scored 11 points against Bethesda and seven versus UC Irvine
- *Grabbed four rebounds and dished out an assist in 25 minutes of action against UC Irvine
- *4-of-6 from the field against Bethesda

#21
William
Humer
F • 6-10 • 228 • SO
Sollentuna, Sweden/
McCook CC

- *Collected eight rebounds against Abilene Christian
- *Recorded a block against Abilene Christian
- *First steal of the season against Norfolk State
- *Made two three-pointers against North Dakota St.
- *Scored nine points against Cal Poly, shooting a perfect 4-for-4 from the field
- *Got his first career start against Montana and scored 11 points

Season Highs.....	Career Highs
11, Three games	Points..... 11, Three games
5, at Montana, 12/2	FG Made..... 5, Montana 12/2/23
9, vs. Montana, 12/17	FG Attempted..... 9, Montana, 12/17/23
2, Two games	3pt Made..... 2, Two games
7, vs. UC Irvine, 11/7	3pt Attempted..... 7, UC Irvine, 11/7/23
3, vs. Bethesda, 11/9	FT Made..... 3, Bethesda, 11/9/23
3, vs. Bethesda, 11/9	FT Att..... 3, Bethesda, 11/9/23
8, vs. Abilene Christian, 11/17	Rebounds..... 8, Abilene Christian, 11/17
4, vs. Bethesda, 11/9	Assists..... 4, Bethesda, 11/9/23
1, Three games	Blocks..... 1, Three games
1, Four games	Steals..... 1, Four games

Opponent	Date	GS	MIN	Total		3-Pointers		Free throws		Rebounds				PF	A	TO	BLK	STL	PTS	AVG	
				FG-FGA	PCT	3FG-3FGA	PCT	FT-FTA	PCT	OFF	DEF	TOT	AVG								
UC Irvine	11/07/2023		25:04	2-8	.250	1-7	.143	2-2	1.000	0	4	4	4.0	4	1	3	0	0	7	7.0	
Bethesda (CA)	11/09/2023		13:58	4-6	.667	0-2	.000	3-3	1.000	1	1	2	3.0	1	4	0	0	0	11	9.0	
at Texas Tech	11/12/2023		19:33	1-3	.333	0-2	.000	0-0	.000	0	3	3	3.0	2	0	1	0	0	2	6.7	
vs Abilene Christian	11/17/2023		16:47	2-5	.400	0-1	.000	0-0	.000	3	5	8	4.3	4	0	0	1	0	4	6.0	
vs Norfolk St.	11/18/2023		08:22	0-0	.000	0-0	.000	0-0	.000	0	1	1	3.6	1	0	1	0	1	0	4.8	
vs Hampton	11/20/2023		01:14	0-0	.000	0-0	.000	0-0	.000	0	0	0	3.0	1	0	1	0	0	0	4.0	
North Dakota St.	11/27/2023		14:27	2-5	.400	2-3	.667	0-0	.000	0	2	2	2.9	2	0	2	0	1	6	4.3	
at Cal Poly	11/29/2023		19:03	4-4	1.000	1-1	1.000	0-0	.000	3	0	3	2.9	3	0	2	0	1	9	4.9	
at Montana	12/02/2023		16:23	5-7	.714	0-1	.000	1-1	1.000	0	0	0	2.6	0	1	1	0	0	11	5.6	
at North Dakota St.	12/04/2023		09:10	0-0	.000	0-0	.000	0-0	.000	0	1	1	2.4	3	0	1	0	0	0	5.0	
New Orleans	12/09/2023		12:24	1-2	.500	0-1	.000	0-2	.000	2	1	3	2.5	2	2	1	1	0	2	4.7	
Montana	12/17/2023	*	25:07	4-9	.444	1-2	.500	2-2	1.000	3	3	6	2.8	4	1	0	1	1	11	5.3	
Totals			1	181:32	25-49	.510	5-20	.250	8-10	.800	12	21	33	2.8	27	9	13	3	4	63	5.3

Player Averages

Games Played	Minutes/game	Points/game	FG Pct	3FG Pct	FT Pct	Rebounds/game	Assists/game	Turnovers/game	Assist/Turnover ratio	Steals/game	Blocks/game
12	15.1	5.3	51.0	25.0	80.0	2.8	0.8	1.1	0.7	0.3	0.3

				Field Goals		3-Point		F-Throws		Rebounds				Scoring						
SEASON	TEAM	GP-GS	MIN/AVG	FG-FGA	FG%	3FG-3FGA	3FG%	FT-FTA	FT%	OFF	DEF	TOT	AVG	PF-FO	A	TO	BLK	STL	PTS	AVG
2023-24	SJSU	12-1	182/15.1	25-49	.510	5-20	.250	8-10	.800	12	21	33	2.8	27-0	9	13	3	4	63	5.3
TOTAL		12-1	182/15.1	25-49	.510	5-20	.250	8-10	.800	12	21	33	2.8	27-0	9	13	3	4	63	5.3



*Key player off the bench for the Spartans in 2022-23

*Team captain

*Currently out due to injury

Season Highs	Career Highs
Points	18, Air Force, 1/24/23
FG Made	9, Air Force, 1/24/23
FG Att	12, Air Force, 1/24/23
3pt Made	
3pt Attempted	
FT Made	5, Boise State, 2/25/23
FT Att	8, Boise State, 2/25/23
Rebounds	13, UNLV, 12/28/22
Assists	2, Five games
Blocks	3, Colorado St., 12/31/22
Steals	3, New Mexico, 1/17/23

#22
Robert Vaihola
F • 6-8 • 245 • SO
San Mateo, Calif./
Fresno State

10+ Rebound Games (5)
13 - UNLV, 12/28/22
11 - Boise State, 2/28/23
10 -Bethesda, 11/12/22
10 - at New Mexico, 1/17/23
10 - Air Force, 1/24/23

SEASON	TEAM	GP-GS	MIN/AVG	Field Goals		3-Point		F-Throws		Rebounds				Scoring						
				FG-FGA	FG%	3FG-3FGA	3FG%	FT-FTA	FT%	OFF	DEF	TOT	AVG	PF-FO	A	TO	BLK	STL	PTS	AVG
2021-22	Fresno	22-0	150/6.8	13-17	.765	0-0	.000	6-17	.353	13	30	43	2.0	13-0	5	9	5	1	32	1.5
2022-23	SJSU	35-0	702/20.1	116-163	.712	0-0	.000	34-60	.567	106	122	228	6.5	66-1	19	50	20	14	266	7.6
TOTAL FOR SJSU		35-0	702/20.1	116-163	.712	0-0	.000	34-60	.567	106	122	228	6.5	66-1	19	50	20	14	266	7.6
TOTAL		57-0	853/15.0	129-180	.717	0-0	.000	40-77	.519	119	152	271	4.8	79-1	24	59	25	15	298	5.2



*Played his first game of the season against Norfolk State after recovering from an injury, dishing out three assists and grabbing one rebound

*Had two steals against Hampton

*Registered eight points, four rebounds and two blocks against North Dakota St

*Produced double-digit points in back-to-back games, against New Orleans and then Montana

Season Highs.....Career Highs
 11, vs. New Orleans, 12/9.....Points..... 11, New Orleans, 12/9/23
 3, Two gamesFG Made 3, Two games
 5, vs. Montana, 12/27FG Attempted..... 5, Montana, 12/27/23
 2, vs. Montana, 12/273pt Made 2, Montana, 12/27/23
 2, Two games3pt Attempted2, Two games
 1, vs. North Dakota St, 11/27 FT Made..... 1, North Dakota St, 11/27/23
 2, Two games FT Att 2, Two games
 4, vs. North Dakota St, 11/27Rebounds.4, North Dakota St, 11/27/23
 3, vs. Norfolk St, 11/18 Assists3, Norfolk St, 11/18/23
 2, vs. North Dakota St, 11/27Blocks.....2, NDSU, 11/27/23
 2, Two games Steals 2, Two games

#23
Diogo (DJ)
Seixas
F • 6-8 • 235 • FR
Lisbon, Portugal/
212 Sports
Academy

Opponent	Date	GS	MIN	Total		3-Pointers		Free throws		Rebounds				PF	A	TO	BLK	STL	PTS	AVG
				FG-FGA	PCT	3FG-3FGA	PCT	FT-FTA	PCT	OFF	DEF	TOT	AVG							
vs Norfolk St.	11/18/2023		13:32	0-0	.000	0-0	.000	0-0	.000	0	1	1	1.0	2	3	1	0	0	0	0.0
vs Hampton	11/20/2023		09:42	0-1	.000	0-1	.000	0-0	.000	0	1	1	1.0	3	0	1	0	2	0	0.0
North Dakota St.	11/27/2023		18:57	3-4	.750	1-2	.500	1-1	1.000	1	3	4	2.0	3	0	2	2	0	8	2.7
at Cal Poly	11/29/2023		10:48	0-2	.000	0-2	.000	0-0	.000	0	1	1	1.8	2	0	1	0	0	0	2.0
at Montana	12/02/2023		07:28	0-2	.000	0-1	.000	0-0	.000	0	2	2	1.8	1	0	3	0	0	0	1.6
at North Dakota St.	12/04/2023		09:27	1-4	.250	0-1	.000	0-0	.000	0	1	1	1.7	3	0	0	0	0	2	1.7
New Orleans	12/09/2023		13:21	3-4	.750	0-1	.000	5-7	.714	1	1	2	1.7	1	1	0	0	2	11	3.0
Montana	12/17/2023		13:43	3-5	.600	2-2	1.000	2-2	1.000	0	1	1	1.6	0	0	1	0	0	10	3.9
Totals			0 96:58	10-22	.455	3-10	.300	8-10	.800	2	11	13	1.6	15	4	9	2	4	31	3.9

Player Averages

Games Played	Minutes/game	Points/game	FG Pct	3FG Pct	FT Pct	Rebounds/game	Assists/game	Turnovers/game	Assist/Turnover ratio	Steals/game	Blocks/game
8	12.1	3.9	45.5	30.0	80.0	1.6	0.5	1.1	0.4	0.5	0.3

				Field Goals		3-Point		F-Throws		Rebounds				Scoring						
SEASON	TEAM	GP-GS	MIN/AVG	FG-FGA	FG%	3FG-3FGA	3FG%	FT-FTA	FT%	OFF	DEF	TOT	AVG	PF-FO	A	TO	BLK	STL	PTS	AVG
2023-24	SJSU	8-0	97/12.1	10-22	.455	3-10	.300	8-10	.800	2	11	13	1.6	15-0	4	9	2	4	31	3.9
TOTAL		8-0	97/12.1	10-22	.455	3-10	.300	8-10	.800	2	11	13	1.6	15-0	4	9	2	4	31	3.9



*Made his Spartan debut against Bethesda
 *Made a three-pointer versus Bethesda
 * Made a three-pointer against Norfolk-State

Season Highs.....	Career Highs
3, Two games	Points..... 3, Two games
1, Two games	FG Made
1, Two games	FG Attempted.....
1, Two games	3pt Made
1, Two games	3pt Attempted
.....	FT Made.....
.....	FT Att
.....	Rebounds.....
.....	Assists
.....	Blocks.....
.....	Steals

#24
Bennett
Blackerby
G • 6-0 • 180 • FR
Austin, Texas/
L.C. Anderson HS

Opponent	Date	GS	MIN	Total		3-Pointers		Free throws		Rebounds				PF	A	TO	BLK	STL	PTS	AVG
				FG-FGA	PCT	3FG-3FGA	PCT	FT-FTA	PCT	OFF	DEF	TOT	AVG							
Bethesda (CA)	11/09/2023		03:42	1-1	1.000	1-1	1.000	0-0	.000	0	0	0	0.0	0	0	0	0	0	3	3.0
vs Norfolk St.	11/18/2023		02:27	1-1	1.000	1-1	1.000	0-0	.000	0	0	0	0.0	0	0	0	0	0	3	3.0
at Montana	12/02/2023		02:57	0-0	.000	0-0	.000	0-0	.000	0	0	0	0.0	1	0	0	0	0	0	2.0
Totals		0	09:06	2-2	1.000	2-2	1.000	0-0	.000	0	0	0	0.0	1	0	0	0	0	6	2.0

Player Averages

Games Played	Minutes/game	Points/game	FG Pct	3FG Pct	FT Pct	Rebounds/game	Assists/game	Turnovers/game	Assist/Turnover ratio	Steals/game	Blocks/game
3	3.0	2.0	100.0	100.0	0.0	0.0	0.0	0.0	0.0	0.0	0.0

SEASON	TEAM	GP-GS	MIN/AVG	Field Goals		3-Point		F-Throws		Rebounds				Scoring							
				FG-FGA	FG%	3FG-3FGA	3FG%	FT-FTA	FT%	OFF	DEF	TOT	AVG	PF-FO	A	TO	BLK	STL	PTS	AVG	
2023-24	SJSU	3-0	9/3.0	2-2	1.000	2-2	1.000	0-0	.000	0	0	0	0.0	1-0	0	0	0	0	0	6	2.0
TOTAL		3-0	9/3.0	2-2	1.000	2-2	1.000	0-0	.000	0	0	0	0.0	1-0	0	0	0	0	6	2.0	



*Promoted from student manager in November of 2022

*Scored two points against Bethesda and at Texas Tech

*Grabbed five defensive rebounds at Texas Tech

*Saw time in the UC Irvine game where he blocked a shot and grabbed two rebounds in almost 13 minutes of action

*Dished out three assists and grabbed a steal against Bethesda

*Hit a three-pointer against Norfolk State

*Hit a three-pointer against Cal Poly

Season Highs.....Career Highs
 3, Two gamesPoints..... 3, Two games
 1, Four games.....FG Made..... 1, Five games
 3, at Texas Tech, 11/12.....FG Attempted..... 3, Two games
 1, Two games 3pt Made 1, Three games
 1, Three games 3pt Attempted2, So. Ind., 3/18/23
 FT Made..... 2, North Texas, 11/25/22
 1, vs. Bethesda, 11/9 FT Att 2, North Texas, 11/25/22
 5, at Texas Tech, 11/12.....Rebounds.....5, Texas Tech, 11/12/23
 3, vs. Bethesda, 11/9 Assists 3, Bethesda, 11/9/23
 1, vs. UC Irvine, 11/7Blocks..... 1, UC Irvine, 11/7
 1, Four games..... Steals1, Six games

**#25
 Ryen
 Perry
 G • 6-2 • 185 • SR
 Placentia, Calif./
 Fullerton College**

Opponent	Date	GS	MIN	Total		3-Pointers		Free throws		Rebounds				PF	A	TO	BLK	STL	PTS	AVG
				FG-FGA	PCT	3FG-3FGA	PCT	FT-FTA	PCT	OFF	DEF	TOT	AVG							
UC Irvine	11/07/2023		12:51	0-0	.000	0-0	.000	0-0	.000	0	2	2	2.0	1	0	0	1	0	0	0.0
Bethesda (CA) at Texas Tech	11/09/2023		14:52	1-1	1.000	0-0	.000	0-1	.000	0	1	1	1.5	0	3	2	0	1	2	1.0
vs Abilene Christian	11/12/2023		15:51	1-3	.333	0-1	.000	0-0	.000	0	5	5	2.7	1	1	1	0	0	2	1.3
vs Norfolk St.	11/17/2023		09:19	0-0	.000	0-0	.000	0-0	.000	0	0	0	2.0	0	0	0	1	0	0	1.0
vs Hampton	11/18/2023		12:18	1-2	.500	1-1	1.000	0-0	.000	0	2	2	2.0	0	0	1	0	0	3	1.4
North Dakota St.	11/20/2023		08:49	0-1	.000	0-1	.000	0-0	.000	0	2	2	2.0	1	1	0	0	1	0	1.2
at Cal Poly	11/27/2023		14:26	0-1	.000	0-0	.000	0-0	.000	0	4	4	2.3	1	1	0	0	1	0	1.0
Totals		0	109:05	4-10	.400	2-4	.500	0-1	.000	0	17	17	2.1	5	6	4	2	4	10	1.3

Player Averages

Games Played	Minutes/ game	Points/ game	FG Pct	3FG Pct	FT Pct	Rebounds/ game	Assists/ game	Turnovers/ game	Assist/Turnover ratio	Steals/ game	Blocks/ game
8	13.6	1.3	40.0	50.0	0.0	2.1	0.8	0.5	1.5	0.5	0.3

SEASON	TEAM	GP-GS	MIN/AVG	Field Goals		3-Point		F-Throws		Rebounds				Scoring						
				FG-FGA	FG%	3FG-3FGA	3FG%	FT-FTA	FT%	OFF	DEF	TOT	AVG	PF	FO A	TO	BLK	STL	PTS	AVG
2022-23	SJSU	10-0	37/3.7	1-6	.167	1-5	.200	2-2	1.000	1	4	5	0.5	2-0	0	2	0	2	5	0.5
2023-24	SJSU	8-0	109/13.6	4-10	.400	2-4	.500	0-1	.000	0	17	17	2.1	5-0	6	4	2	4	10	1.3
TOTAL		18-0	146/8.1	5-16	.313	3-9	.333	2-3	.667	1	21	22	1.2	7-0	6	6	2	6	15	0.8