



Boise St. at San Jose St.

01/05/24 Provident Credit Union Event Center, San Jose
2023-24 Men's Basketball

Game Time: 7:30 PM
Game Duration: 1:54
Attendance: 2,287

Officials: Randy McCall, Michael Reed, Kipp Kissinger

Boise St. - 78

Record: 10-4 (1-0)

NO.	Name	Min	FG			Rebounds			Fouls		TP	AS	TO	ST	Blocks		+/-
			M-A	M-A	M-A	OR	DR	TOT	PF	FD					BS	BA	
1	O'Mar Stanley	F 32:07	11-17	0-1	8-10	5	6	11	2	5	30	3	1	0	0	2	11
2	Tyson Degenhart	F 36:36	8-15	2-2	3-4	3	3	6	1	4	21	1	0	1	0	1	11
0	Roddie Anderson III	G 23:58	0-2	0-0	0-0	0	5	5	2	0	0	3	3	1	0	1	19
11	Chibuzo Agbo	G 29:06	6-11	3-6	0-0	2	5	7	4	1	15	1	2	0	1	0	12
12	Max Rice	G 38:01	3-8	3-7	3-4	0	7	7	2	2	12	4	3	0	0	0	7
15	Jace Whiting	14:47	0-1	0-0	0-0	1	2	3	1	1	0	1	3	0	0	1	-9
31	Cam Martin	11:39	0-0	0-0	0-0	0	3	3	1	0	0	1	2	0	0	0	-7
13	Andrew Meadow	13:46	0-3	0-2	0-0	1	0	1	2	1	0	0	0	0	0	0	1
Team						0	0	0			0		1				
Totals			28-57	8-18	14-18	12	31	43	15	14	78	14	15	2	1	5	9

Shooting By Period		
1 st FG%	14-27	51.9%
3PT%	4-8	50.0%
FT%	1-2	50%
2 nd FG%	14-30	46.7%
3PT%	4-10	40.0%
FT%	13-16	81.3%
GM FG%	28-57	49.1%
3PT%	8-18	44.4%
FT%	14-18	77.8%

Dead Ball Rebounds: 3, 0

Technical Fouls: NONE

San Jose St. - 69

Record: 7-8 (0-2)

NO.	Name	Min	FG			Rebounds			Fouls		TP	AS	TO	ST	Blocks		+/-
			M-A	M-A	M-A	OR	DR	TOT	PF	FD					BS	BA	
5	Tibet Gorener	F 37:23	1-8	1-6	0-1	1	2	3	2	1	3	0	0	0	1	0	-12
15	Trey Anderson	F 37:05	4-13	0-7	5-6	1	3	4	3	4	13	0	0	1	0	0	-12
4	Adrame Diongue	C 23:48	4-6	0-0	2-6	3	1	4	2	4	10	1	2	1	4	0	-10
0	Myron Amey Jr.	G 38:01	11-18	5-10	3-4	0	6	6	2	3	30	4	4	3	0	0	-7
13	Alvaro Cardenas	G 40:00	3-10	1-3	2-2	0	4	4	2	3	9	7	0	1	0	1	-9
6	Latrell Davis	05:32	1-1	0-0	0-0	0	0	0	0	0	2	0	0	0	0	0	6
21	William Humer	12:34	1-3	0-1	0-0	0	0	0	3	0	2	2	0	2	0	0	5
1	Garrett Anderson	03:38	0-0	0-0	0-0	0	0	0	0	0	0	0	0	0	0	0	-4
23	Diogo Seixas	01:59	0-0	0-0	0-0	0	0	0	0	0	0	0	0	0	0	0	-2
Team						1	1	2			0		1				
Totals			25-59	7-27	12-19	6	17	23	15	15	69	14	7	8	5	1	-9

Shooting By Period		
1 st FG%	16-30	53.3%
3PT%	6-14	42.9%
FT%	2-2	100%
2 nd FG%	9-29	31.0%
3PT%	1-13	7.7%
FT%	10-17	58.8%
GM FG%	25-59	42.4%
3PT%	7-27	25.9%
FT%	12-19	63.2%

Dead Ball Rebounds: 4, 1

Technical Fouls: Coach 2nd 2:26

	BSU	SJSU
Biggest lead	9 (2 nd 0:41)	9 (1 st 12:59)
Best Scoring Run	11 (2 nd 2:26)	9 (1 st 12:59)
Lead Changes	4	
Times Tied	4	
Time with Lead	06:05	30:53

	BSU	SJSU
Points from		
Turnovers	9	22
Paint	40	32
Second Chance	20	5
Fast Breaks	7	21
Bench	0	4

	Period by Period Scoring		
	1st	2nd	TOT
BSU	33	45	78
SJSU	40	29	69



Officials: Randy McCall, Michael Reed, Kipp Kissinger

Period 1

Quarter Starters:

SJSU	0 Amey Jr. M	4 Diongue A	5 Gorener T	13 Cardenas A	15 Anderson T
BSU	0 Anderson III R	1 Stanley O	2 Degenhart T	11 Agbo C	12 Rice M

Game Time	SJSU	Score	Diff	BSU
20:00	4 DIONGUE A jumpball lost			1 STANLEY O jumpball won
19:41		0-3	-3	11 AGBO C 3pt FG , jump shot made (3)
19:41				0 ANDERSON III R assist (1)
19:14	4 DIONGUE A 2pt FG in the paint, jump shot missed			
19:11				1 STANLEY O defensive rebound (1)
18:57				2 DEGENHART T 2pt FG in the paint, hook shot missed
18:55	15 ANDERSON T defensive rebound (1)			
18:40	4 DIONGUE A 2pt FG in the paint, dunk, made (2)	2-3	-1	
18:40	0 AMEY JR. M assist (1)			
18:17				1 STANLEY O 3pt FG , jump shot missed
18:15	15 ANDERSON T defensive rebound (2)			
17:57	15 ANDERSON T 2pt FG outside the paint, jump shot made (2)	4-3	1	
17:39	4 DIONGUE A steal (1)			0 ANDERSON III R turnover bad pass (1)
17:32	0 AMEY JR. M 3pt FG from turnover, jump shot missed			
17:30				12 RICE M defensive rebound (1)
17:16		4-6	-2	12 RICE M 3pt FG , jump shot made (3)
17:16				2 DEGENHART T assist (1)
16:52	15 ANDERSON T 2pt FG in the paint, jump shot made (4)	6-6	0	
16:36				12 RICE M 3pt FG , jump shot missed
16:34	15 ANDERSON T defensive rebound (3)			
16:26	5 GORENER T 3pt FG , jump shot missed			
16:23				1 STANLEY O defensive rebound (2)
16:12	0 AMEY JR. M steal (1)			0 ANDERSON III R turnover lost ball (2)
16:11	0 AMEY JR. M turnover out of bounds (1)			
16:11	4 DIONGUE A substitution out			
16:11	5 GORENER T substitution out			
16:11	6 DAVIS L substitution in			
16:11	21 HUMER W substitution in			
16:11				0 ANDERSON III R substitution out
16:11				2 DEGENHART T substitution out
16:11				15 WHITING J substitution in
16:11				31 MARTIN C substitution in
15:51				turnover shot clock (3)
15:51	Timeout media			
15:42	6 DAVIS L 2pt FG from turnover in the paint, layup made (2)	8-6	2	
15:21		8-8	0	1 STANLEY O 2pt FG in the paint, layup made (2)
15:21				11 AGBO C assist (1)
14:49	15 ANDERSON T 3pt FG , jump shot missed			
14:47				15 WHITING J defensive rebound (1)
14:36				1 STANLEY O 2pt FG in the paint, jump shot missed
14:34	0 AMEY JR. M defensive rebound (1)			
14:31	0 AMEY JR. M 2pt FG fast break in the paint, layup made (2)	10-8	2	
14:11		10-10	0	11 AGBO C 2pt FG in the paint, dunk, made (5)



Official Basketball Play by Play - First Half
Boise St. at San Jose St.
 01/05/24 Provident Credit Union Event Center, San Jose
 2023-24 Men's Basketball

Game Time: 7:30 PM
Game Duration: 1:54
Attendance: 2,287

Officials: Randy McCall, Michael Reed, Kipp Kissinger

Game Time	SJSU	Score	Diff	BSU
14:11				1 STANLEY O assist (1)
13:53	0 AMEY JR. M 3pt FG , jump shot made (5)	13-10	3	
13:53	21 HUMER W assist (1)			
13:34				15 WHITING J turnover bad pass (1)
13:34	15 ANDERSON T substitution out			
13:34	5 GORENER T substitution in			
13:34				1 STANLEY O substitution out
13:34				11 AGBO C substitution out
13:34				2 DEGENHART T substitution in
13:34				13 MEADOW A substitution in
13:26	0 AMEY JR. M 3pt FG from turnover, jump shot made (8)	16-10	6	
13:26	13 CARDENAS A assist (1)			
13:09	21 HUMER W steal (1)			15 WHITING J turnover bad pass (2)
12:59	0 AMEY JR. M 3pt FG fast break from turnover, jump shot made (11)	19-10	9	
12:59	13 CARDENAS A assist (2)			
12:58				Timeout 30 Sec
12:58				15 WHITING J substitution out
12:58				0 ANDERSON III R substitution in
12:45				13 MEADOW A 2pt FG in the paint, jump shot missed
12:44				offensive dead ball rebound (1)
12:44	21 HUMER W foul personal (1 - 1)			2 DEGENHART T foul drawn (1)
12:44	21 HUMER W substitution out			
12:44	4 DIONGUE A substitution in			
12:32		19-12	7	2 DEGENHART T 2pt FG second chance in the paint, layup made (2)
12:02	0 AMEY JR. M turnover bad pass (2)			0 ANDERSON III R steal (1)
11:54		19-15	4	12 RICE M 3pt FG fast break from turnover, jump shot made (6)
11:29	5 GORENER T 3pt FG , jump shot missed			
11:27				31 MARTIN C defensive rebound (1)
11:17				12 RICE M 2pt FG in the paint, layup missed
11:14	13 CARDENAS A defensive rebound (1)			
11:10	0 AMEY JR. M 2pt FG fast break in the paint, layup made (13)	21-15	6	
11:10	13 CARDENAS A assist (3)			
10:54				0 ANDERSON III R 2pt FG in the paint, layup blocked
10:54	4 DIONGUE A block (1)			
10:51	0 AMEY JR. M defensive rebound (2)			
10:46	13 CARDENAS A 2pt FG in the paint, layup missed			
10:44				31 MARTIN C defensive rebound (2)
10:39	4 DIONGUE A foul personal (1 - 2)			2 DEGENHART T foul drawn (2)
10:39	Timeout media			
10:39	0 AMEY JR. M substitution out			
10:39	4 DIONGUE A substitution out			
10:39	6 DAVIS L substitution out			
10:39	1 ANDERSON G substitution in			
10:39	15 ANDERSON T substitution in			
10:39	23 SEIXAS D substitution in			
10:39				12 RICE M substitution out
10:39				11 AGBO C substitution in
10:29		21-18	3	11 AGBO C 3pt FG , jump shot made (8)



Official Basketball Play by Play - First Half
Boise St. at San Jose St.
 01/05/24 Provident Credit Union Event Center, San Jose
 2023-24 Men's Basketball

Game Time: 7:30 PM
Game Duration: 1:54
Attendance: 2,287

Officials: Randy McCall, Michael Reed, Kipp Kissinger

Game Time	SJSU	Score	Diff	BSU
10:29				0 ANDERSON III R assist (2)
10:04	13 CARDENAS A 2pt FG in the paint, layup blocked			
10:04				11 AGBO C block (1)
10:04	offensive rebound (7)			
09:54	turnover shot clock (3)			
09:28		21-20	1	2 DEGENHART T 2pt FG from turnover in the paint, layup made (4)
08:55	5 GORENER T 3pt FG , jump shot made (3)	24-20	4	
08:55	13 CARDENAS A assist (4)			
08:40	5 GORENER T foul personal (1 - 3)			11 AGBO C foul drawn (1)
08:40	1 ANDERSON G substitution out			
08:40	23 SEIXAS D substitution out			
08:40	0 AMEY JR. M substitution in			
08:40	4 DIONGUE A substitution in			
08:40				13 MEADOW A substitution out
08:40				31 MARTIN C substitution out
08:40				1 STANLEY O substitution in
08:40				12 RICE M substitution in
08:25				Timeout 30 Sec
08:25				Timeout media
08:25				0 ANDERSON III R substitution out
08:25				13 MEADOW A substitution in
08:18				11 AGBO C 2pt FG in the paint, jump shot missed
08:16				1 STANLEY O offensive rebound (3)
08:01	0 AMEY JR. M steal (2)			12 RICE M turnover lost ball (1)
07:58	0 AMEY JR. M foul drawn (1)			11 AGBO C foul shooting (1 - 1)
07:58	0 AMEY JR. M free throw fast break 1 - 2 made (14)	25-20	5	
07:58	0 AMEY JR. M free throw fast break 2 - 2 made (15)	26-20	6	
07:44				11 AGBO C 3pt FG , jump shot missed
07:42	5 GORENER T defensive rebound (1)			
07:29	0 AMEY JR. M turnover bad pass (3)			
07:10	15 ANDERSON T foul shooting (1 - 4)			1 STANLEY O foul drawn (1)
07:10		26-21	5	1 STANLEY O free throw 1 - 2 made (3)
07:10	4 DIONGUE A substitution out			
07:10	21 HUMER W substitution in			
07:10				13 MEADOW A substitution out
07:10				15 WHITING J substitution in
07:10				1 STANLEY O free throw 2 - 2 missed
07:09	0 AMEY JR. M defensive rebound (3)			
06:57	0 AMEY JR. M 3pt FG , jump shot made (18)	29-21	8	
06:57	13 CARDENAS A assist (5)			
06:36				1 STANLEY O 2pt FG in the paint, layup missed
06:34				1 STANLEY O offensive rebound (4)
06:34		29-23	6	1 STANLEY O 2pt FG second chance in the paint, layup made (5)
06:12	21 HUMER W 2pt FG in the paint, layup missed			
06:10				11 AGBO C defensive rebound (1)
05:53		29-25	4	1 STANLEY O 2pt FG in the paint, jump shot made (7)
05:36	15 ANDERSON T 3pt FG , jump shot missed			
05:34				15 WHITING J defensive rebound (2)



Official Basketball Play by Play - First Half
Boise St. at San Jose St.
 01/05/24 Provident Credit Union Event Center, San Jose
 2023-24 Men's Basketball

Game Time: 7:30 PM
Game Duration: 1:54
Attendance: 2,287

Officials: Randy McCall, Michael Reed, Kipp Kissinger

Game Time	SJSU	Score	Diff	BSU
05:27	21 HUMER W steal (2)			12 RICE M turnover lost ball (2)
05:22	0 AMEY JR. M 2pt FG fast break from turnover in the paint, layup made (20)	31-25	6	
04:56		31-27	4	1 STANLEY O 2pt FG in the paint, jump shot made (9)
04:39	0 AMEY JR. M 2pt FG in the paint, layup made (22)	33-27	6	
04:21		33-29	4	1 STANLEY O 2pt FG in the paint, jump shot made (11)
04:08	0 AMEY JR. M foul drawn (2)			11 AGBO C foul personal (2 - 2)
04:08	21 HUMER W substitution out			
04:08	4 DIONGUE A substitution in			
04:08				1 STANLEY O substitution out
04:08				31 MARTIN C substitution in
04:00	15 ANDERSON T 2pt FG in the paint, jump shot missed			
03:57				2 DEGENHART T defensive rebound (1)
03:43	4 DIONGUE A foul drawn (1)			31 MARTIN C foul offensive (1 - 3)
03:43				31 MARTIN C turnover offensive (1)
03:43	Timeout media			
03:43				11 AGBO C substitution out
03:43				15 WHITING J substitution out
03:43				0 ANDERSON III R substitution in
03:43				1 STANLEY O substitution in
03:29	5 GORENER T 3pt FG from turnover, jump shot missed			
03:27	15 ANDERSON T offensive rebound (4)			
03:26	15 ANDERSON T 2pt FG from turnover second chance in the paint, hook shot made (6)	35-29	6	
03:04		35-31	4	1 STANLEY O 2pt FG in the paint, hook shot made (13)
02:47	15 ANDERSON T 3pt FG , jump shot missed			
02:44				1 STANLEY O defensive rebound (5)
02:35				1 STANLEY O 2pt FG in the paint, layup blocked
02:35	4 DIONGUE A block (2)			
02:32	0 AMEY JR. M defensive rebound (4)			
02:29	0 AMEY JR. M 3pt FG fast break, jump shot made (25)	38-31	7	
02:07		38-33	5	1 STANLEY O 2pt FG in the paint, jump shot made (15)
02:07				31 MARTIN C assist (1)
01:34	13 CARDENAS A 2pt FG in the paint, jump shot missed			
01:32				0 ANDERSON III R defensive rebound (1)
01:16	0 AMEY JR. M steal (3)			31 MARTIN C turnover lost ball (2)
01:07	4 DIONGUE A 2pt FG from turnover in the paint, alleyoop made (4)	40-33	7	
01:07	13 CARDENAS A assist (6)			
00:37				2 DEGENHART T 2pt FG outside the paint, jump shot missed
00:35	0 AMEY JR. M defensive rebound (5)			
00:07	0 AMEY JR. M 3pt FG , jump shot missed			
00:04				31 MARTIN C defensive rebound (3)
00:01				12 RICE M 3pt FG , jump shot missed
00:00	defensive dead ball rebound (1)			
END OF PERIOD				
SJSU 40-33 BSU				



Boise St. at San Jose St.

01/05/24 Provident Credit Union Event Center, San Jose
2023-24 Men's Basketball

Game Time: 7:30 PM
Game Duration: 1:54
Attendance: 2,287

Officials: Randy McCall, Michael Reed, Kipp Kissinger

Boise St. - 33

NO.	Name	F	Min	FG			Rebounds			Fouls		TP	AS	TO	ST	Blocks		+/-
				M-A	M-A	M-A	OR	DR	TOT	PF	FD					BS	BA	
1	O'Mar Stanley	F	14:41	7-11	0-1	1-2	2	3	5	0	1	15	1	0	0	0	1	-6
2	Tyson Degenhart	F	17:23	2-4	0-0	0-0	0	1	1	0	2	4	1	0	0	0	0	-4
0	Roddie Anderson III	G	12:05	0-1	0-0	0-0	0	1	1	0	0	0	2	2	1	0	1	2
11	Chibuzo Agbo	G	13:22	3-5	2-3	0-0	0	1	1	2	1	8	1	0	0	1	0	-1
12	Max Rice	G	18:01	2-5	2-4	0-0	0	1	1	0	0	6	0	2	0	0	0	-9
15	Jace Whiting		06:40	0-0	0-0	0-0	0	2	2	0	0	0	0	2	0	0	0	-8
31	Cam Martin		11:39	0-0	0-0	0-0	0	3	3	1	0	0	1	2	0	0	0	-7
13	Andrew Meadow		06:09	0-1	0-0	0-0	0	0	0	0	0	0	0	0	0	0	0	-2
Team							0	0	0		0			1				
Totals				14-27	4-8	1-2	2	12	14	3	4	33	6	9	1	1	2	-7

Shooting By Period		
1st FG%	14-27	51.9%
3PT%	4-8	50.0%
FT%	1-2	50%
GM FG%	14-27	51.9%
3PT%	4-8	50.0%
FT%	1-2	50.0%

Dead Ball Rebounds: 1, 0

Technical Fouls::NONE

San Jose St. - 40

NO.	Name	F	Min	FG			Rebounds			Fouls		TP	AS	TO	ST	Blocks		+/-
				M-A	M-A	M-A	OR	DR	TOT	PF	FD					BS	BA	
5	Tibet Gorener	F	17:23	1-4	1-4	0-0	0	1	1	1	0	3	0	0	0	0	0	4
15	Trey Anderson	F	17:05	3-7	0-3	0-0	1	3	4	1	0	6	0	0	0	0	0	4
4	Adrame Diongue	C	11:32	2-3	0-0	0-0	0	0	0	1	1	4	0	0	1	2	0	1
0	Myron Amey Jr.	G	18:01	9-11	5-7	2-2	0	5	5	0	2	25	1	3	3	0	0	9
13	Alvaro Cardenas	G	20:00	0-3	0-0	0-0	0	1	1	0	0	0	6	0	0	0	1	7
6	Latrell Davis		05:32	1-1	0-0	0-0	0	0	0	0	0	2	0	0	0	0	0	6
21	William Humer		06:29	0-1	0-0	0-0	0	0	0	1	0	0	1	0	2	0	0	8
1	Garrett Anderson		01:59	0-0	0-0	0-0	0	0	0	0	0	0	0	0	0	0	0	-2
23	Diogo Seixas		01:59	0-0	0-0	0-0	0	0	0	0	0	0	0	0	0	0	0	-2
Team							1	0	1		0			1				
Totals				16-30	6-14	2-2	2	10	12	4	3	40	8	4	6	2	1	7

Shooting By Period		
1st FG%	16-30	53.3%
3PT%	6-14	42.9%
FT%	2-2	100%
GM FG%	16-30	53.3%
3PT%	6-14	42.9%
FT%	2-2	100.0%

Dead Ball Rebounds: 0, 1

Technical Fouls::NONE

	BSU	SJSU
Biggest lead	3 (1st 19:41)	9 (1st 12:59)
Best Scoring Run	5(1st 11:54)	9(1st 12:59)
Lead Changes	3	
Times Tied	3	
Time with Lead	02:08	15:15

	BSU	SJSU
Points from		
Turnovers	6	16
Paint	20	18
Second Chance	4	2
Fast Breaks	3	14
Bench	0	2

	Period by Period Scoring		
	1st	2nd	TOT
BSU	33	45	78
SJSU	40	29	69



Officials: Randy McCall, Michael Reed, Kipp Kissinger

Period 2

Quarter Starters:

SJSU	0 Amey Jr. M	4 Diongue A	5 Gorener T	13 Cardenas A	15 Anderson T
BSU	0 Anderson III R	1 Stanley O	2 Degenhart T	11 Agbo C	12 Rice M

Game Time	SJSU	Score	Diff	BSU
20:00				31 MARTIN C substitution out
20:00				11 AGBO C substitution in
19:33	5 GORENER T 3pt FG , jump shot missed			
19:32	4 DIONGUE A offensive rebound (1)			
19:32	4 DIONGUE A turnover travel (1)			
19:15				1 STANLEY O 2pt FG from turnover in the paint, layup blocked
19:15	4 DIONGUE A block (3)			
19:09				11 AGBO C offensive rebound (2)
19:09		40-35	5	11 AGBO C 2pt FG from turnover second chance in the paint, layup made (10)
18:55	0 AMEY JR. M 3pt FG , jump shot missed			
18:53				1 STANLEY O defensive rebound (6)
18:46				2 DEGENHART T 2pt FG in the paint, hook shot blocked
18:46	4 DIONGUE A block (4)			
18:43	13 CARDENAS A defensive rebound (2)			
18:36	4 DIONGUE A 2pt FG in the paint, alleyoop missed			
18:34	5 GORENER T offensive rebound (2)			
18:22	13 CARDENAS A 2pt FG second chance in the paint, layup missed			
18:20				12 RICE M defensive rebound (2)
18:05				2 DEGENHART T 2pt FG in the paint, hook shot missed
18:02	4 DIONGUE A defensive rebound (2)			
17:43	15 ANDERSON T 3pt FG , jump shot missed			
17:39				12 RICE M defensive rebound (3)
17:26				0 ANDERSON III R 2pt FG outside the paint, jump shot missed
17:24				2 DEGENHART T offensive rebound (2)
17:24		40-37	3	2 DEGENHART T 2pt FG second chance in the paint, layup made (6)
16:59	15 ANDERSON T foul drawn (1)			12 RICE M foul personal (1 - 1)
16:59	4 DIONGUE A substitution out			
16:59	21 HUMER W substitution in			
16:56	13 CARDENAS A foul drawn (1)			11 AGBO C foul personal (3 - 2)
16:40	0 AMEY JR. M 3pt FG , jump shot missed			
16:38				11 AGBO C defensive rebound (3)
16:23				1 STANLEY O turnover travel (1)
16:23				11 AGBO C substitution out
16:23				13 MEADOW A substitution in
16:13	21 HUMER W 3pt FG from turnover, jump shot missed			
16:11				12 RICE M defensive rebound (4)
16:05		40-39	1	2 DEGENHART T 2pt FG fast break in the paint, layup made (8)
16:05				1 STANLEY O assist (2)
15:36	0 AMEY JR. M 2pt FG in the paint, layup made (27)	42-39	3	
15:36	21 HUMER W assist (2)			
15:22	13 CARDENAS A steal (1)			0 ANDERSON III R turnover bad pass (3)



Official Basketball Play by Play - Second Half
Boise St. at San Jose St.
 01/05/24 Provident Credit Union Event Center, San Jose
 2023-24 Men's Basketball

Game Time: 7:30 PM
Game Duration: 1:54
Attendance: 2,287

Officials: Randy McCall, Michael Reed, Kipp Kissinger

Game Time	SJSU	Score	Diff	BSU
15:21	13 CARDENAS A foul drawn (2)			0 ANDERSON III R foul flagrant 1 (1 - 3)
15:21	Timeout media			
15:21				0 ANDERSON III R substitution out
15:21				15 WHITING J substitution in
15:21	13 CARDENAS A free throw fast break 1 - 2 made (1)	43-39	4	
15:21	13 CARDENAS A free throw fast break 2 - 2 made (2)	44-39	5	
15:07	15 ANDERSON T foul drawn (2)			12 RICE M foul shooting (2 - 4)
15:07	15 ANDERSON T free throw 1 - 2 made (7)	45-39	6	
15:07	15 ANDERSON T free throw 2 - 2 missed			
15:05				12 RICE M defensive rebound (5)
14:48				1 STANLEY O 2pt FG in the paint, layup missed
14:44				1 STANLEY O offensive rebound (7)
14:44		45-41	4	1 STANLEY O 2pt FG second chance in the paint, layup made (17)
14:35	13 CARDENAS A 2pt FG in the paint, jump shot made (4)	47-41	6	
14:10	13 CARDENAS A foul personal (1 - 1)			12 RICE M foul drawn (1)
14:10				2 DEGENHART T substitution out
14:10				11 AGBO C substitution in
14:05		47-44	3	12 RICE M 3pt FG , jump shot made (9)
14:05				15 WHITING J assist (1)
13:48	21 HUMER W 2pt FG in the paint, layup made (2)	49-44	5	
13:48	13 CARDENAS A assist (7)			
13:31				13 MEADOW A 3pt FG , jump shot missed
13:29	13 CARDENAS A defensive rebound (3)			
13:23	0 AMEY JR. M foul drawn (3)			15 WHITING J foul shooting (1 - 5)
13:23	0 AMEY JR. M free throw fast break 1 - 2 missed			
13:23	offensive dead ball rebound (2)			
13:23				1 STANLEY O substitution out
13:23				2 DEGENHART T substitution in
13:23	0 AMEY JR. M free throw fast break 2 - 2 made (28)	50-44	6	
13:07	0 AMEY JR. M foul personal (1 - 2)			15 WHITING J foul drawn (1)
12:57				2 DEGENHART T 2pt FG in the paint, layup missed
12:55				2 DEGENHART T offensive rebound (3)
12:54				2 DEGENHART T 2pt FG second chance in the paint, layup missed
12:52				11 AGBO C offensive rebound (4)
12:52				11 AGBO C 2pt FG second chance in the paint, layup missed
12:50				13 MEADOW A offensive rebound (1)
12:49	21 HUMER W foul personal (2 - 3)			13 MEADOW A foul drawn (1)
12:49	21 HUMER W substitution out			
12:49	4 DIONGUE A substitution in			
12:43		50-46	4	11 AGBO C 2pt FG second chance in the paint, jump shot made (12)
12:26	15 ANDERSON T 3pt FG , jump shot missed			
12:24				2 DEGENHART T defensive rebound (4)
12:17		50-48	2	2 DEGENHART T 2pt FG in the paint, layup made (10)
12:17				12 RICE M assist (1)
12:00	15 ANDERSON T 2pt FG in the paint, layup made (9)	52-48	4	
11:35				11 AGBO C 3pt FG , jump shot missed
11:34	0 AMEY JR. M defensive rebound (6)			



Official Basketball Play by Play - Second Half
Boise St. at San Jose St.
 01/05/24 Provident Credit Union Event Center, San Jose
 2023-24 Men's Basketball

Game Time: 7:30 PM
Game Duration: 1:54
Attendance: 2,287

Officials: Randy McCall, Michael Reed, Kipp Kissinger

Game Time	SJSU	Score	Diff	BSU
11:24	4 DIONGUE A 2pt FG in the paint, layup made (6)	54-48	6	
11:24	0 AMEY JR. M assist (2)			
11:04				13 MEADOW A 3pt FG , jump shot missed
11:01	13 CARDENAS A defensive rebound (4)			
10:50	15 ANDERSON T 3pt FG , jump shot missed			
10:49	offensive dead ball rebound (3)			
10:49	13 CARDENAS A foul drawn (3)			13 MEADOW A foul personal (1 - 6)
10:49	Timeout media			
10:49				13 MEADOW A substitution out
10:49				1 STANLEY O substitution in
10:36	13 CARDENAS A 3pt FG second chance, jump shot made (7)	57-48	9	
10:36	4 DIONGUE A assist (1)			
10:12				15 WHITING J turnover bad pass (3)
09:59	15 ANDERSON T 2pt FG from turnover in the paint, jump shot missed			
09:57				2 DEGENHART T defensive rebound (5)
09:52				12 RICE M 3pt FG , jump shot missed
09:50	defensive rebound (20)			
09:24	5 GORENER T 2pt FG in the paint, layup missed			
09:22				11 AGBO C defensive rebound (5)
09:15		57-51	6	11 AGBO C 3pt FG , jump shot made (15)
09:15				12 RICE M assist (2)
08:53	0 AMEY JR. M 2pt FG in the paint, layup made (30)	59-51	8	
08:35		59-53	6	1 STANLEY O 2pt FG in the paint, jump shot made (19)
08:10	0 AMEY JR. M turnover bad pass (4)			2 DEGENHART T steal (1)
07:55				15 WHITING J 2pt FG from turnover in the paint, jump shot blocked
07:55	5 GORENER T block (1)			
07:52				15 WHITING J offensive rebound (3)
07:47	4 DIONGUE A foul shooting (2 - 4)			2 DEGENHART T foul drawn (3)
07:47	Timeout media			
07:47	4 DIONGUE A substitution out			
07:47	21 HUMER W substitution in			
07:47				15 WHITING J substitution out
07:47				0 ANDERSON III R substitution in
07:47				2 DEGENHART T free throw 1 - 2 missed
07:47				offensive dead ball rebound (2)
07:47		59-54	5	2 DEGENHART T free throw 2 - 2 made (11)
07:23	5 GORENER T 2pt FG outside the paint, jump shot missed			
07:21				12 RICE M defensive rebound (6)
07:17				12 RICE M 3pt FG , jump shot missed
07:15				1 STANLEY O offensive rebound (8)
07:12		59-57	2	2 DEGENHART T 3pt FG second chance, jump shot made (14)
07:12				0 ANDERSON III R assist (3)
06:59	15 ANDERSON T foul drawn (3)			2 DEGENHART T foul personal (1 - 7)
06:59	15 ANDERSON T 1&1 free throw 1 made (10)	60-57	3	
06:59	21 HUMER W substitution out			
06:59	4 DIONGUE A substitution in			
06:59	15 ANDERSON T 1&1 free throw 2 made (11)	61-57	4	
06:39	15 ANDERSON T steal (1)			11 AGBO C turnover lost ball (1)



Official Basketball Play by Play - Second Half
Boise St. at San Jose St.
 01/05/24 Provident Credit Union Event Center, San Jose
 2023-24 Men's Basketball

Game Time: 7:30 PM
Game Duration: 1:54
Attendance: 2,287

Officials: Randy McCall, Michael Reed, Kipp Kissinger

Game Time	SJSU	Score	Diff	BSU
06:34	13 CARDENAS A 2pt FG fast break from turnover in the paint, layup made (9)	63-57	6	
06:34	0 AMEY JR. M assist (3)			
06:16		63-59	4	2 DEGENHART T 2pt FG in the paint, layup made (16)
06:16				1 STANLEY O assist (3)
06:08	Timeout 30 Sec			
06:08	Timeout media			
05:54	0 AMEY JR. M 2pt FG in the paint, layup missed			
05:52				0 ANDERSON III R defensive rebound (2)
05:44		63-61	2	1 STANLEY O 2pt FG in the paint, layup made (21)
05:44				12 RICE M assist (3)
05:16	4 DIONGUE A 2pt FG outside the paint, jump shot made (8)	65-61	4	
05:16	0 AMEY JR. M assist (4)			
04:51		65-64	1	2 DEGENHART T 3pt FG , jump shot made (19)
04:51				12 RICE M assist (4)
04:35	4 DIONGUE A foul drawn (2)			11 AGBO C foul shooting (4 - 8)
04:35	4 DIONGUE A free throw 1 - 2 missed			
04:35	offensive dead ball rebound (4)			
04:35	4 DIONGUE A free throw 2 - 2 missed			
04:35				11 AGBO C defensive rebound (6)
04:22	15 ANDERSON T foul shooting (2 - 5)			1 STANLEY O foul drawn (2)
04:22		65-65	0	1 STANLEY O free throw 1 - 2 made (22)
04:22	4 DIONGUE A substitution out			
04:22	21 HUMER W substitution in			
04:22				11 AGBO C substitution out
04:22				13 MEADOW A substitution in
04:22				1 STANLEY O free throw 2 - 2 missed
04:22	5 GORENER T defensive rebound (3)			
04:08	5 GORENER T foul drawn (1)			13 MEADOW A foul personal (2 - 9)
04:08				13 MEADOW A substitution out
04:08				11 AGBO C substitution in
04:08	5 GORENER T 1&1 free throw 1 missed			
04:08				12 RICE M defensive rebound (7)
03:57	0 AMEY JR. M foul shooting (2 - 6)			1 STANLEY O foul drawn (3)
03:57	Timeout media			
03:57				11 AGBO C substitution out
03:57				13 MEADOW A substitution in
03:57		65-66	-1	1 STANLEY O free throw 1 - 2 made (23)
03:57		65-67	-2	1 STANLEY O free throw 2 - 2 made (24)
03:34	13 CARDENAS A 3pt FG , jump shot missed			
03:31				0 ANDERSON III R defensive rebound (3)
03:15	21 HUMER W foul shooting (3 - 7)			1 STANLEY O foul drawn (4)
03:15		65-68	-3	1 STANLEY O free throw 1 - 2 made (25)
03:15	21 HUMER W substitution out			
03:15	4 DIONGUE A substitution in			
03:15		65-69	-4	1 STANLEY O free throw 2 - 2 made (26)
02:47	15 ANDERSON T 3pt FG , jump shot missed			
02:45				0 ANDERSON III R defensive rebound (4)
02:26	15 ANDERSON T foul personal (3 - 8)			2 DEGENHART T foul drawn (4)



Official Basketball Play by Play - Second Half
Boise St. at San Jose St.
 01/05/24 Provident Credit Union Event Center, San Jose
 2023-24 Men's Basketball

Game Time: 7:30 PM
Game Duration: 1:54
Attendance: 2,287

Officials: Randy McCall, Michael Reed, Kipp Kissinger

Game Time	SJSU	Score	Diff	BSU
02:26	foul coach class A technical (9)			
02:26				12 RICE M free throw 1 - 2 missed
02:26				offensive dead ball rebound (3)
02:26		65-70	-5	12 RICE M free throw 2 - 2 made (10)
02:26		65-71	-6	2 DEGENHART T free throw 1 - 2 made (20)
02:26	4 DIONGUE A turnover lane violation (2)			
02:26		65-72	-7	2 DEGENHART T free throw 2 - 2 made (21)
02:08	4 DIONGUE A foul drawn (3)			0 ANDERSON III R foul shooting (2 - 10)
02:08	4 DIONGUE A free throw 1 - 2 made (9)	66-72	-6	
02:08				13 MEADOW A substitution out
02:08				11 AGBO C substitution in
02:08	4 DIONGUE A free throw 2 - 2 made (10)	67-72	-5	
02:08	4 DIONGUE A substitution out			
02:08	1 ANDERSON G substitution in			
01:38				2 DEGENHART T 2pt FG in the paint, layup missed
01:32				1 STANLEY O offensive rebound (9)
01:32		67-74	-7	1 STANLEY O 2pt FG second chance in the paint, layup made (28)
01:18	0 AMEY JR. M 2pt FG in the paint, layup missed			
01:15				1 STANLEY O defensive rebound (10)
00:46				11 AGBO C 3pt FG , jump shot missed
00:44				2 DEGENHART T offensive rebound (6)
00:41	13 CARDENAS A foul personal (2 - 10)			12 RICE M foul drawn (2)
00:41		67-75	-8	12 RICE M free throw 1 - 2 made (11)
00:41		67-76	-9	12 RICE M free throw 2 - 2 made (12)
00:34	5 GORENER T 3pt FG , jump shot missed			
00:33				11 AGBO C defensive rebound (7)
00:33				11 AGBO C turnover out of bounds (2)
00:33	15 ANDERSON T foul drawn (4)			1 STANLEY O foul personal (1 - 11)
00:33	15 ANDERSON T free throw fast break 1 - 2 made (12)	68-76	-8	
00:33	15 ANDERSON T free throw fast break 2 - 2 made (13)	69-76	-7	
00:33	Timeout 30 Sec			
00:33				0 ANDERSON III R substitution out
00:33				15 WHITING J substitution in
00:30				Timeout 30 Sec
00:28				12 RICE M turnover out of bounds (3)
00:28	1 ANDERSON G substitution out			
00:28	4 DIONGUE A substitution in			
00:22	13 CARDENAS A 2pt FG from turnover in the paint, layup missed			
00:21	4 DIONGUE A offensive rebound (3)			
00:19	0 AMEY JR. M 3pt FG from turnover second chance, jump shot missed			
00:17	4 DIONGUE A offensive rebound (4)			
00:17	4 DIONGUE A foul drawn (4)			1 STANLEY O foul shooting (2 - 12)
00:17	4 DIONGUE A free throw 1 - 2 missed			
00:17	offensive dead ball rebound (5)			
00:17	4 DIONGUE A free throw 2 - 2 missed			
00:17				1 STANLEY O defensive rebound (11)
00:16	5 GORENER T foul personal (2 - 11)			1 STANLEY O foul drawn (5)



Official Basketball Play by Play - Second Half
Boise St. at San Jose St.
01/05/24 Provident Credit Union Event Center, San Jose
2023-24 Men's Basketball

Game Time: 7:30 PM
Game Duration: 1:54
Attendance: 2,287

Officials: Randy McCall, Michael Reed, Kipp Kissinger

Game Time	SJSU	Score	Diff	BSU
00:16		69-77	-8	1 STANLEY O free throw fast break 1 - 2 made (29)
00:16		69-78	-9	1 STANLEY O free throw fast break 2 - 2 made (30)
00:06	13 CARDENAS A 3pt FG , jump shot missed			
00:02				0 ANDERSON III R defensive rebound (5)
END OF GAME				
SJSU 69-78 BSU				



Boise St. at San Jose St.

01/05/24 Provident Credit Union Event Center, San Jose
2023-24 Men's Basketball

Game Time: 7:30 PM
Game Duration: 1:54
Attendance: 2,287

Officials: Randy McCall, Michael Reed, Kipp Kissinger

Boise St. - 45

NO.	Name	Min	FG		3P		FT		Rebounds			Fouls		TP	AS	TO	ST	Blocks		+/-
			M-A	M-A	M-A	OR	DR	TOT	PF	FD	BS	BA								
1	O'Mar Stanley	F 17:26	4-6	0-0	7-8	3	3	6	2	4	15	2	1	0	0	1	0	0	1	17
2	Tyson Degenhart	F 19:13	6-11	2-2	3-4	3	2	5	1	2	17	0	0	1	0	1	0	1	15	
0	Roddie Anderson III	G 11:53	0-1	0-0	0-0	0	4	4	2	0	0	1	1	0	0	0	0	17		
11	Chibuzo Agbo	G 15:44	3-6	1-3	0-0	2	4	6	2	0	7	0	2	0	0	0	0	13		
12	Max Rice	G 20:00	1-3	1-3	3-4	0	6	6	2	2	6	4	1	0	0	0	0	16		
31	Cam Martin	00:00	0-0	0-0	0-0	0	0	0	0	0	0	0	0	0	0	0	0	0		
13	Andrew Meadow	07:37	0-2	0-2	0-0	1	0	1	2	1	0	0	0	0	0	0	0	3		
15	Jace Whiting	08:07	0-1	0-0	0-0	1	0	1	1	1	0	1	1	0	0	1	0	-1		
Team									0	0	0	0	0	0	0	0	0	0		
Totals			14-30	4-10	13-16	10	19	29	12	10	45	8	6	1	0	3	16			

Shooting By Period		
2 nd FG%	14-30	46.7%
3PT%	4-10	40.0%
FT%	13-16	81.3%
GM FG%	14-30	46.7%
3PT%	4-10	40.0%
FT%	13-16	81.3%

Dead Ball Rebounds: 2, 0

Technical Fouls::NONE

San Jose St. - 29

NO.	Name	Min	FG		3P		FT		Rebounds			Fouls		TP	AS	TO	ST	Blocks		+/-
			M-A	M-A	M-A	OR	DR	TOT	PF	FD	BS	BA								
5	Tibet Gorener	F 20:00	0-4	0-2	0-1	1	1	2	1	1	0	0	0	0	0	0	1	0	-16	
15	Trey Anderson	F 20:00	1-6	0-4	5-6	0	0	0	2	4	7	0	0	1	0	0	0	-16		
4	Adrame Diongue	C 12:16	2-3	0-0	2-6	3	1	4	1	3	6	1	2	0	2	0	-11			
0	Myron Amey Jr.	G 20:00	2-7	0-3	1-2	0	1	1	2	1	5	3	1	0	0	0	-16			
13	Alvaro Cardenas	G 20:00	3-7	1-3	2-2	0	3	3	2	3	9	1	0	1	0	0	-16			
21	William Humer	06:05	1-2	0-1	0-0	0	0	0	2	0	2	1	0	0	0	0	-3			
1	Garrett Anderson	01:39	0-0	0-0	0-0	0	0	0	0	0	0	0	0	0	0	0	-2			
Team									0	1	1	0	0	0	0	0	0			
Totals			9-29	1-13	10-17	4	7	11	11	12	29	6	3	2	3	0	-16			

Shooting By Period		
2 nd FG%	9-29	31.0%
3PT%	1-13	7.7%
FT%	10-17	58.8%
GM FG%	9-29	31.0%
3PT%	1-13	7.7%
FT%	10-17	58.8%

Dead Ball Rebounds: 4, 0

Technical Fouls:Coach 2nd2:26

	BSU	SJSU	Points from	BSU	SJSU	Period by Period Scoring			
Biggest lead	9 (2 nd 0:41)	9 (2 nd 10:36)	Turnovers	3	6		1st	2nd	TOT
Best Scoring Run	11(2 nd 2:26)	7(2 nd 10:36)	Paint	20	14	BSU	33	45	78
Lead Changes	1		Second Chance	16	3	SJSU	40	29	69
Times Tied	1		Fast Breaks	4	7				
Time with Lead	03:57	15:11	Bench	0	2				



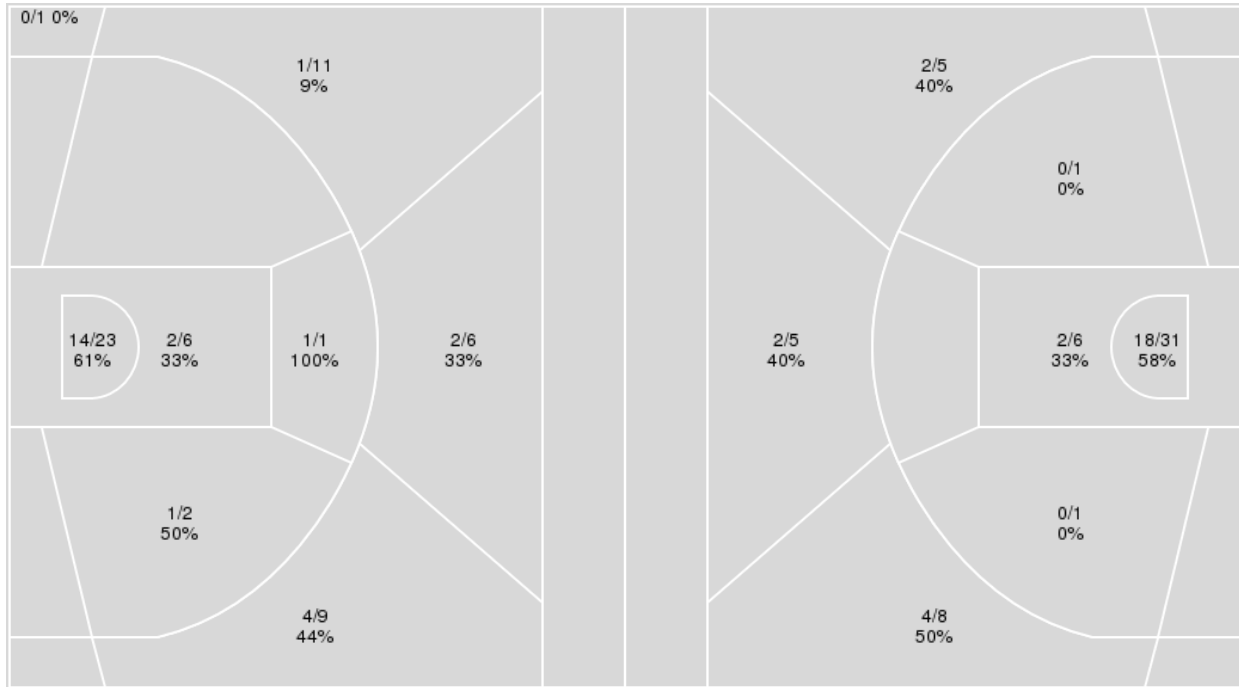
Officials: Randy McCall, Michael Reed, Kipp Kissinger

{ Players => 0, 1, 2, 4, 5, 6, 7, 8, 13, 15, 20, 21, 22, 23, 24, 25; } FG
 Types => All; Results => All;

{ Players => 0, 1, 2, 3, 4, 5, 8, 10, 11, 12, 13, 14, 15, 20, 22, 30, 31; }
 FG Types => All; Results => All;

San Jose St.

Boise St.



San Jose St.	M/A	%
Field Goals	25/59	42
2 Points	18/32	56
3 Points	7/27	26
Free Throws	12/19	63

Boise St.	M/A	%
Field Goals	28/57	49
2 Points	20/39	51
3 Points	8/18	44
Free Throws	14/18	78



Boise St. at San Jose St.

01/05/24 Provident Credit Union Event Center, San Jose
2023-24 Men's Basketball

Game Time: 7:30 PM
Game Duration: 1:54
Attendance: 2,287

Officials: Randy McCall, Michael Reed, Kipp Kissinger

Boise St.

No	Name	Mins		Score		Points Diff		Points per Min		Assists		Rebounds		Steals		Turnovers	
		On	Off	On	Off	On	Off	On	Off	On	Off	On	Off	On	Off	On	Off
0	Roddie Anderson III	23:58	16:02	49 - 30	29 - 39	19	-10	2.04	1.81	9	5	26	17	1	1	7	8
1	O'Mar Stanley	32:07	07:53	64 - 53	14 - 16	11	-2	1.99	1.78	12	2	36	7	1	1	13	2
2	Tyson Degenhart	36:36	03:24	71 - 60	7 - 9	11	-2	1.94	2.06	11	3	42	1	2	0	13	2
11	Chibuzo Agbo	29:06	10:54	58 - 46	20 - 23	12	-3	1.99	1.83	12	2	33	10	1	1	12	3
12	Max Rice	38:01	01:59	73 - 66	5 - 3	7	2	1.92	2.52	13	1	43	0	2	0	15	0
13	Andrew Meadow	13:46	26:14	29 - 28	49 - 41	1	8	2.11	1.87	4	10	12	31	1	1	3	12
15	Jace Whiting	14:47	25:13	28 - 37	50 - 32	-9	18	1.89	1.98	5	9	16	27	1	1	7	8
31	Cam Martin	11:39	28:21	18 - 25	60 - 44	-7	16	1.55	2.12	4	10	7	36	1	1	5	10

San Jose St.

No	Name	Mins		Score		Points Diff		Points per Min		Assists		Rebounds		Steals		Turnovers	
		On	Off	On	Off	On	Off	On	Off	On	Off	On	Off	On	Off	On	Off
0	Myron Amey Jr.	38:01	01:59	66 - 73	3 - 5	-7	-2	1.74	1.51	13	1	22	1	8	0	6	1
1	Garrett Anderson	03:38	36:22	5 - 9	64 - 69	-4	-5	1.37	1.76	1	13	1	22	0	8	1	6
4	Adrame Diongue	23:48	16:12	33 - 43	36 - 35	-10	1	1.39	2.22	7	7	18	5	5	3	6	1
5	Tibet Gorener	37:23	02:37	62 - 74	7 - 4	-12	3	1.66	2.68	13	1	22	1	8	0	7	0
6	Latrell Davis	05:32	34:28	15 - 9	54 - 69	6	-15	2.71	1.57	4	10	3	20	1	7	1	6
13	Alvaro Cardenas	40:00	00:00	69 - 78	0 - 0	-9	0	1.73	0.00	14	0	23	0	8	0	7	0
15	Trey Anderson	37:05	02:55	61 - 73	8 - 5	-12	3	1.64	2.74	11	3	21	2	7	1	6	1
21	William Humer	12:34	27:26	31 - 26	38 - 52	5	-14	2.47	1.39	6	8	4	19	3	5	0	7
23	Diogo Seixas	01:59	38:01	3 - 5	66 - 73	-2	-7	1.51	1.74	1	13	1	22	0	8	1	6

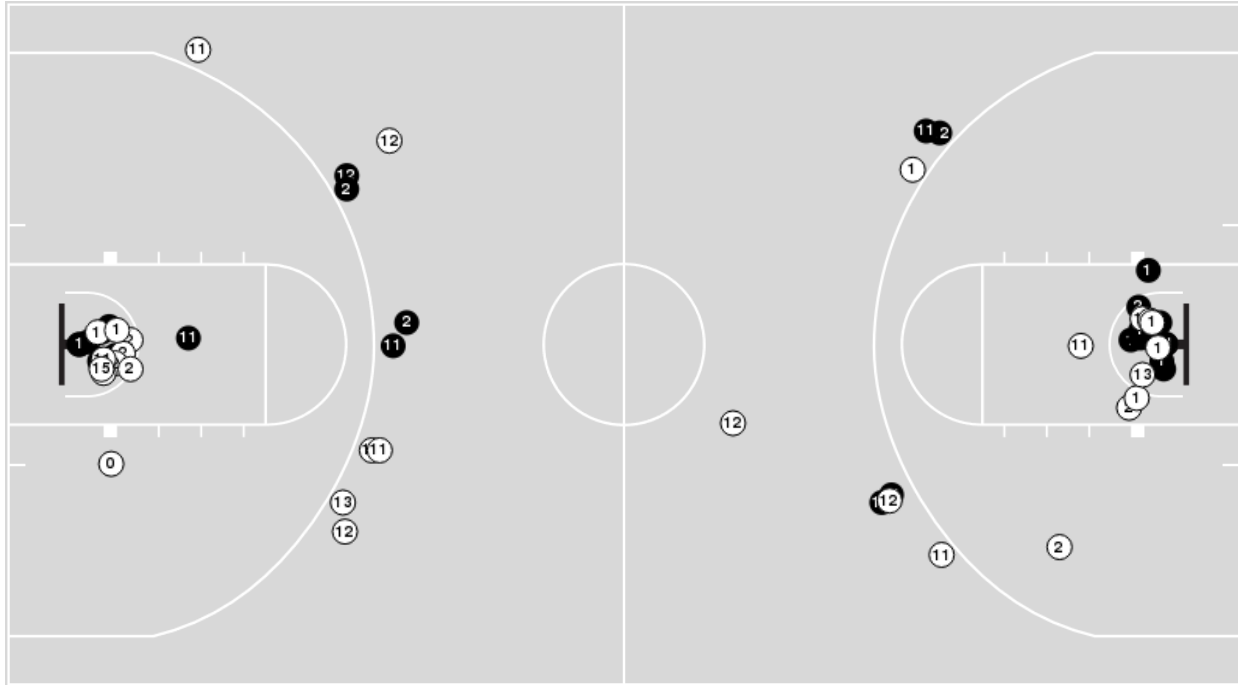


Officials: Randy McCall, Michael Reed, Kipp Kissinger

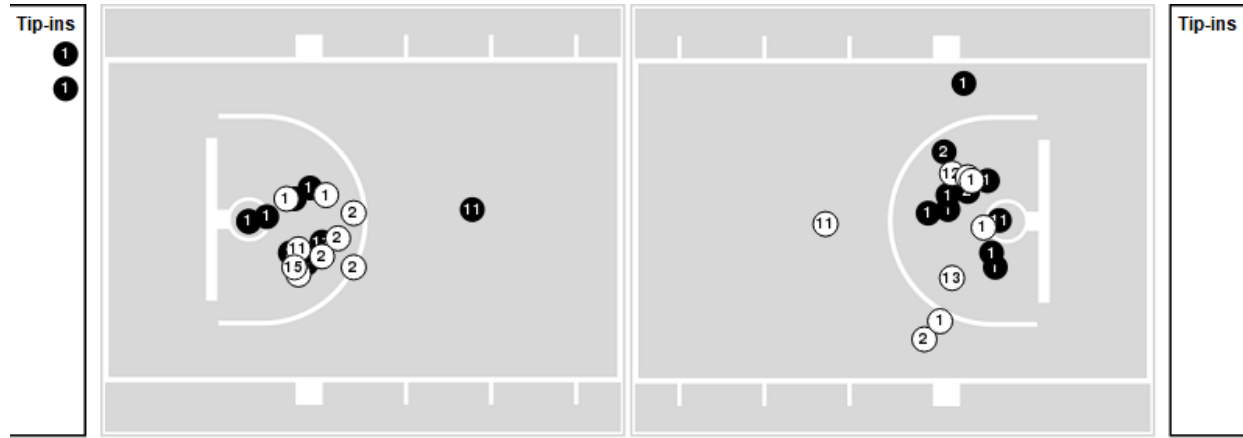
Players => 0, 1, 2, 3, 4, 5, 8, 10, 11, 12, 13, 14, 15, 20, 22, 30, 31 FG Types=>All Results=>All

Boise St.

All Field Goals



Blow Up Chart



● Made ○ Missed N - Player Number

Boise St.	M/A	%
Field Goals	28/57	49
2 Points	20/39	51
3 Points	8/18	44
Free Throws	14/18	78

Boise St.	M/A	%
Points in the Paint	40 (20 / 37)	54
Fast Break Points	7 (4/4)	100
Second Chance Points	20 (11/14)	79
Effective FG%	56	

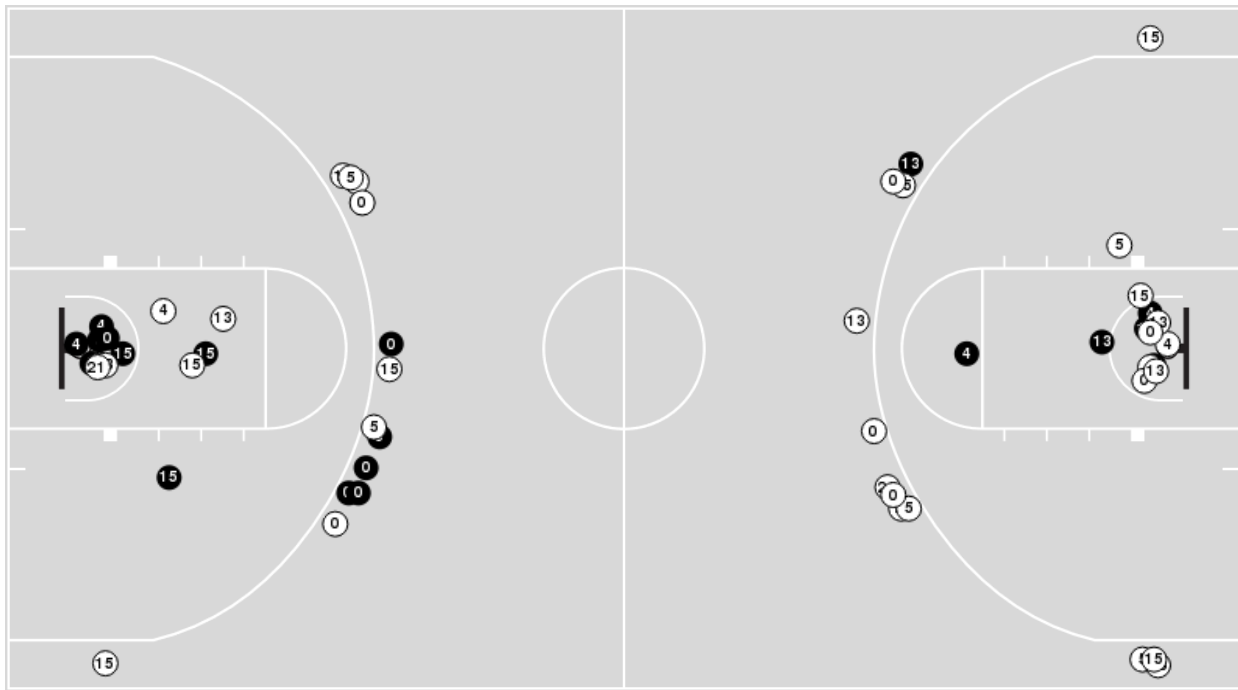


Officials: Randy McCall, Michael Reed, Kipp Kissinger

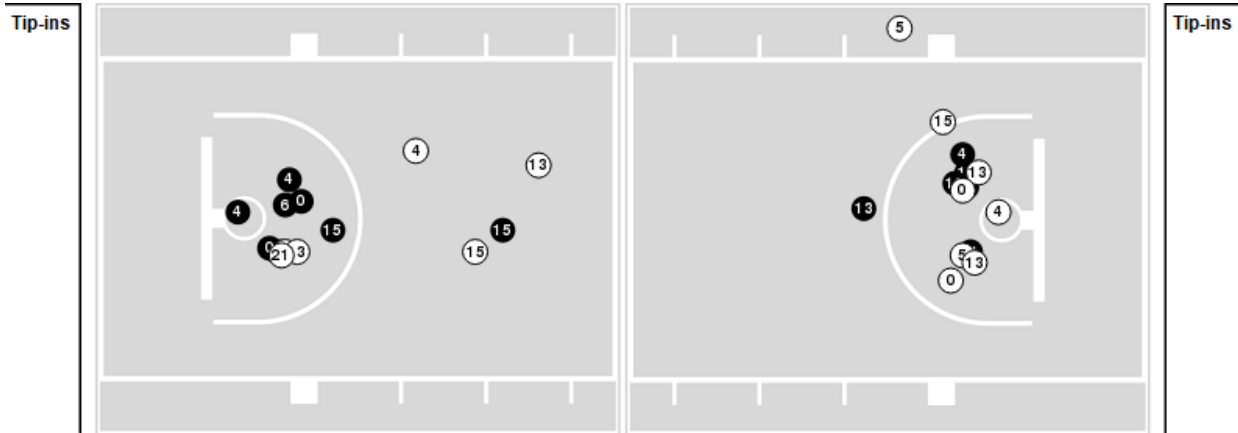
Players => 0, 1, 2, 4, 5, 6, 7, 8, 13, 15, 20, 21, 22, 23, 24, 25FG Types=>AllResults=>All

San Jose St.

All Field Goals



Blow Up Chart



● Made ○ Missed N - Player Number

San Jose St.	M/A	%
Field Goals	25/59	42
2 Points	18/32	56
3 Points	7/27	26
Free Throws	12/19	63

San Jose St.	M/A	%
Points in the Paint	32 (16 / 29)	55
Fast Break Points	21 (13/14)	93
Second Chance Points	5 (2/6)	33
Effective FG%	48	



Officials: Randy McCall, Michael Reed, Kipp Kissinger

Boise St.

Lineup	Quarter On	Time On	Quarter Off	Time Off	Time on Court	Score	Score Diff	Reb	Stl	Tov	Ass	PPP
0- Anderson III R/ 1- Stanley O/ 2- Degenhart T/ 11- Agbo C/ 12- Rice M/	1	20:00	1	16:11	03:49	6-6	0	3	0	2	2	0.8571
1- Stanley O/ 11- Agbo C/ 12- Rice M/ 15- Whiting J/ 31- Martin C/	1	16:11	1	13:34	02:37	4-7	-3	1	0	2	2	0.8000
2- Degenhart T/ 12- Rice M/ 13- Meadow A/ 15- Whiting J/ 31- Martin C/	1	13:34	1	12:58	00:36	0-6	-6	0	0	1	0	0.0000
0- Anderson III R/ 2- Degenhart T/ 12- Rice M/ 13- Meadow A/ 31- Martin C/	1	12:58	1	10:39	02:19	5-2	3	2	1	0	0	1.0000
0- Anderson III R/ 2- Degenhart T/ 11- Agbo C/ 13- Meadow A/ 31- Martin C/	1	10:39	1	08:40	01:59	5-3	2	0	0	0	1	2.5000
0- Anderson III R/ 1- Stanley O/ 2- Degenhart T/ 11- Agbo C/ 12- Rice M/	1	08:40	1	08:25	00:15	0-0	0	0	0	0	0	0.0000
1- Stanley O/ 2- Degenhart T/ 11- Agbo C/ 12- Rice M/ 13- Meadow A/	1	08:25	1	07:10	01:15	1-2	-1	1	0	1	0	0.4098
1- Stanley O/ 2- Degenhart T/ 11- Agbo C/ 12- Rice M/ 15- Whiting J/	1	07:10	1	04:08	03:02	8-7	1	3	0	1	0	1.4706
2- Degenhart T/ 11- Agbo C/ 12- Rice M/ 15- Whiting J/ 31- Martin C/	1	04:08	1	03:43	00:25	0-0	0	1	0	1	0	0.0000
0- Anderson III R/ 1- Stanley O/ 2- Degenhart T/ 12- Rice M/ 31- Martin C/	1	03:43	2	20:00	03:43	4-7	-3	3	0	1	1	0.6667
0- Anderson III R/ 1- Stanley O/ 2- Degenhart T/ 11- Agbo C/ 12- Rice M/	2	20:00	2	16:23	03:37	4-0	4	6	0	1	0	0.8000
0- Anderson III R/ 1- Stanley O/ 2- Degenhart T/ 12- Rice M/ 13- Meadow A/	2	16:23	2	15:21	01:02	2-2	0	1	0	1	1	1.0000
1- Stanley O/ 2- Degenhart T/ 12- Rice M/ 13- Meadow A/ 15- Whiting J/	2	15:21	2	14:10	01:11	2-5	-3	2	0	0	0	2.0000
1- Stanley O/ 11- Agbo C/ 12- Rice M/ 13- Meadow A/ 15- Whiting J/	2	14:10	2	13:23	00:47	3-2	1	0	0	0	1	1.5000
2- Degenhart T/ 11- Agbo C/ 12- Rice M/ 13- Meadow A/ 15- Whiting J/	2	13:23	2	10:49	02:34	4-5	-1	4	0	0	1	1.0000
1- Stanley O/ 2- Degenhart T/ 11- Agbo C/ 12- Rice M/ 15- Whiting J/	2	10:49	2	07:47	03:02	5-5	0	3	1	1	1	1.2500
0- Anderson III R/ 1- Stanley O/ 2- Degenhart T/ 11- Agbo C/ 12- Rice M/	2	07:47	2	04:22	03:25	12-6	6	4	0	1	4	1.8987
0- Anderson III R/ 1- Stanley O/ 2- Degenhart T/ 12- Rice M/ 13- Meadow A/	2	04:22	2	04:08	00:14	0-0	0	0	0	0	0	0.0000
0- Anderson III R/ 1- Stanley O/ 2- Degenhart T/ 11- Agbo C/ 12- Rice M/	2	04:08	2	03:57	00:11	0-0	0	1	0	0	0	0.0000
0- Anderson III R/ 1- Stanley O/ 2- Degenhart T/ 12- Rice M/ 13- Meadow A/	2	03:57	2	02:08	01:49	7-1	6	2	0	0	0	1.9886
0- Anderson III R/ 1- Stanley O/ 2- Degenhart T/ 11- Agbo C/ 12- Rice M/	2	02:08	2	00:33	01:34	4-3	1	4	0	1	0	1.3889
1- Stanley O/ 2- Degenhart T/ 11- Agbo C/ 12- Rice M/ 15- Whiting J/	2	00:33	2	00:00	00:33	2-0	2	2	0	1	0	1.0638



Officials: Randy McCall, Michael Reed, Kipp Kissinger

San Jose St.

Lineup	Quarter On	Time On	Quarter Off	Time Off	Time on Court	Score	Score Diff	Reb	Stl	Tov	Ass	PPP
0- Amey Jr. M/ 4- Diongue A/ 5- Gorener T/ 13- Cardenas A/ 15- Anderson T/	1	20:00	1	16:11	03:49	6-6	0	3	2	1	1	0.8571
0- Amey Jr. M/ 6- Davis L/ 13- Cardenas A/ 15- Anderson T/ 21- Humer W/	1	16:11	1	13:34	02:37	7-4	3	1	0	0	1	1.7500
0- Amey Jr. M/ 5- Gorener T/ 6- Davis L/ 13- Cardenas A/ 21- Humer W/	1	13:34	1	12:44	00:50	6-0	6	0	1	0	2	3.0000
0- Amey Jr. M/ 4- Diongue A/ 5- Gorener T/ 6- Davis L/ 13- Cardenas A/	1	12:44	1	10:39	02:05	2-5	-3	2	0	1	1	0.5000
1- Anderson G/ 5- Gorener T/ 13- Cardenas A/ 15- Anderson T/ 23- Seixas D/	1	10:39	1	08:40	01:59	3-5	-2	1	0	1	1	1.5000
0- Amey Jr. M/ 4- Diongue A/ 5- Gorener T/ 13- Cardenas A/ 15- Anderson T/	1	08:40	1	07:10	01:30	2-1	1	1	1	1	0	1.0638
0- Amey Jr. M/ 5- Gorener T/ 13- Cardenas A/ 15- Anderson T/ 21- Humer W/	1	07:10	1	04:08	03:02	7-8	-1	1	1	0	1	1.4000
0- Amey Jr. M/ 4- Diongue A/ 5- Gorener T/ 13- Cardenas A/ 15- Anderson T/	1	04:08	2	16:59	07:09	7-8	-1	7	1	1	1	0.6364
0- Amey Jr. M/ 5- Gorener T/ 13- Cardenas A/ 15- Anderson T/ 21- Humer W/	2	16:59	2	12:49	04:10	10-7	3	1	1	0	2	1.3089
0- Amey Jr. M/ 4- Diongue A/ 5- Gorener T/ 13- Cardenas A/ 15- Anderson T/	2	12:49	2	07:47	05:02	9-9	0	3	0	1	2	1.0000
0- Amey Jr. M/ 5- Gorener T/ 13- Cardenas A/ 15- Anderson T/ 21- Humer W/	2	07:47	2	06:59	00:48	1-4	-3	0	0	0	0	0.6944
0- Amey Jr. M/ 4- Diongue A/ 5- Gorener T/ 13- Cardenas A/ 15- Anderson T/	2	06:59	2	04:22	02:37	5-8	-3	0	1	0	2	1.1574
0- Amey Jr. M/ 5- Gorener T/ 13- Cardenas A/ 15- Anderson T/ 21- Humer W/	2	04:22	2	03:15	01:07	0-3	-3	1	0	0	0	0.0000
0- Amey Jr. M/ 4- Diongue A/ 5- Gorener T/ 13- Cardenas A/ 15- Anderson T/	2	03:15	2	02:08	01:07	2-4	-2	0	0	1	0	0.6944
0- Amey Jr. M/ 1- Anderson G/ 5- Gorener T/ 13- Cardenas A/ 15- Anderson T/	2	02:08	2	00:28	01:39	2-4	-2	0	0	0	0	0.6944
0- Amey Jr. M/ 4- Diongue A/ 5- Gorener T/ 13- Cardenas A/ 15- Anderson T/	2	00:28	2	00:00	00:28	0-2	-2	2	0	0	0	0.0000



Boise St. at San Jose St.

01/05/24 Provident Credit Union Event Center, San Jose
2023-24 Men's Basketball

Game Time: 7:30 PM
Game Duration: 1:54
Attendance: 2,287

Officials: Randy McCall, Michael Reed, Kipp Kissinger

Boise St.

Lineup	Time	Score	Score Diff	Pts/Min	Reb	Stl	Tov	Ass	PPP
0- Anderson III R/ 1- Stanley O/ 2- Degenhart T/ 11- Agbo C/ 12- Rice M/	12:51	26-15	11	2.0210	18	0	5	6	1.2264
1- Stanley O/ 2- Degenhart T/ 11- Agbo C/ 12- Rice M/ 15- Whiting J/	06:37	15-12	3	2.2664	8	1	3	1	1.3251
0- Anderson III R/ 1- Stanley O/ 2- Degenhart T/ 12- Rice M/ 31- Martin C/	03:43	4-7	-3	1.0762	3	0	1	1	0.6667
0- Anderson III R/ 1- Stanley O/ 2- Degenhart T/ 12- Rice M/ 13- Meadow A/	03:05	9-3	6	2.9189	3	0	1	1	1.5101
1- Stanley O/ 11- Agbo C/ 12- Rice M/ 15- Whiting J/ 31- Martin C/	02:37	4-7	-3	1.5287	1	0	2	2	0.8000
2- Degenhart T/ 11- Agbo C/ 12- Rice M/ 13- Meadow A/ 15- Whiting J/	02:34	4-5	-1	1.5584	4	0	0	1	1.0000
0- Anderson III R/ 2- Degenhart T/ 12- Rice M/ 13- Meadow A/ 31- Martin C/	02:19	5-2	3	2.1583	2	1	0	0	1.0000
0- Anderson III R/ 2- Degenhart T/ 11- Agbo C/ 13- Meadow A/ 31- Martin C/	01:59	5-3	2	2.5210	0	0	0	1	2.5000
1- Stanley O/ 2- Degenhart T/ 11- Agbo C/ 12- Rice M/ 13- Meadow A/	01:15	1-2	-1	0.8000	1	0	1	0	0.4098
1- Stanley O/ 2- Degenhart T/ 12- Rice M/ 13- Meadow A/ 15- Whiting J/	01:11	2-5	-3	1.6901	2	0	0	0	2.0000
1- Stanley O/ 11- Agbo C/ 12- Rice M/ 13- Meadow A/ 15- Whiting J/	00:47	3-2	1	3.8298	0	0	0	1	1.5000
2- Degenhart T/ 12- Rice M/ 13- Meadow A/ 15- Whiting J/ 31- Martin C/	00:36	0-6	-6	0.0000	0	0	1	0	0.0000
2- Degenhart T/ 11- Agbo C/ 12- Rice M/ 15- Whiting J/ 31- Martin C/	00:25	0-0	0	0.0000	1	0	1	0	0.0000



Boise St. at San Jose St.

01/05/24 Provident Credit Union Event Center, San Jose
2023-24 Men's Basketball

Game Time: 7:30 PM
Game Duration: 1:54
Attendance: 2,287

Officials: Randy McCall, Michael Reed, Kipp Kissinger

San Jose St.

Lineup	Time	Score	Score Diff	Pts/Min	Reb	Stl	Tov	Ass	PPP
0- Amey Jr. M/ 4- Diongue A/ 5- Gorener T/ 13- Cardenas A/ 15- Anderson T/	21:42	31-38	-7	1.4277	16	5	5	6	0.8166
0- Amey Jr. M/ 5- Gorener T/ 13- Cardenas A/ 15- Anderson T/ 21- Humer W/	09:07	18-22	-4	1.9744	3	2	0	3	1.1598
0- Amey Jr. M/ 6- Davis L/ 13- Cardenas A/ 15- Anderson T/ 21- Humer W/	02:37	7-4	3	2.6752	1	0	0	1	1.7500
0- Amey Jr. M/ 4- Diongue A/ 5- Gorener T/ 6- Davis L/ 13- Cardenas A/	02:05	2-5	-3	0.9600	2	0	1	1	0.5000
1- Anderson G/ 5- Gorener T/ 13- Cardenas A/ 15- Anderson T/ 23- Seixas D/	01:59	3-5	-2	1.5126	1	0	1	1	1.5000
0- Amey Jr. M/ 1- Anderson G/ 5- Gorener T/ 13- Cardenas A/ 15- Anderson T/	01:39	2-4	-2	1.2097	0	0	0	0	0.6944
0- Amey Jr. M/ 5- Gorener T/ 6- Davis L/ 13- Cardenas A/ 21- Humer W/	00:50	6-0	6	7.2000	0	1	0	2	3.0000