



# San José State University Men's Basketball

Contact: **Matt Strapp, Assistant Media Relations Director**  
 Office 408-924-1208 • Cell 562-499-9633 • [matthew.strapp@sjsu.edu](mailto:matthew.strapp@sjsu.edu)  
**Amy Villa, Director of Athletics Media Relations**  
 Office 408-924-1216 • Cell 408-421-8604 • [amy.villa@sjsu.edu](mailto:amy.villa@sjsu.edu)

## 2023-24 Schedule 7-9, 0-3 MW

NOV. 7	UC IRVINE	W, 72-64
NOV. 9	BETHESDA	W, 117-72
Nov. 12	at Texas Tech - ESPN+	L, 56-42
Nov. 17-20	U.S. Virgin Islands Paradise Jam	
Nov. 17	vs. Abilene Christian	L, 77-71
Nov. 18	vs. Norfolk State	W, 77-53
Nov. 20	vs. Hampton	W, 71-52
NOV. 27	NORTH DAKOTA STATE	W, 78-65
Nov. 29	at Cal Poly - ESPN+	L, 81-77 (OT)
Dec. 2	at Montana - ESPN+	L, 75-58
Dec. 4	at North Dakota State	L, 83-78 (OT)
DEC. 9	NEW ORLEANS	W, 87-82
DEC. 17	MONTANA	L, 86-75
DEC. 20	SANTA CLARA - NBCSBA	W, 81-78
Jan. 2	*at Wyoming	L, 75-73
JAN. 5	*BOISE STATE - FS1	L, 78-69
JAN. 9	*SAN DIEGO STATE	L, 81-78
	CBS Sports Network	
Jan. 13	*at Air Force	6:30 p.m. PT
Jan. 16	*at Fresno State	7:00 p.m.
JAN. 24	*NEW MEXICO	8:00 p.m.
	CBS Sports Network	
JAN. 27	*UNLV - FS1	7:00 p.m.
Feb. 2	*at Nevada - FS1	8:00 p.m.
FEB. 6	*FRESNO STATE - NBCSBA	7:00 p.m.
Feb. 9	*Colorado State - FS1	6:30 p.m.
FEB. 13	*AIR FORCE - NBCSBA	7:00 p.m.
FEB. 17	*WYOMING - NBCSBA	7:00 p.m.
Feb. 20	*at Boise State - FS1	7:30 p.m. PT
FEB. 23	*NEVADA - FS1	7:00 p.m.
FEB. 27	*at San Diego State	8:00 p.m.
	CBS Sports Network	
March 2	*at UNLV	8:00 p.m.
	CBS Sports Network	
MARCH 6	*UTAH STATE	7:30 p.m.
	CBS Sports Network	
March 13-16	Mountain West Championship	
	Thomas & Mack, Las Vegas, Nev.	
	CBS Sports Network	
	* – Mountain West game	
	All times list PT	
	Home games at Provident Credit Union Event Center	
	NBCSBA - NBC Sports Bay Area	

### Game 17

San José State (7-9, 0-3 Mountain West)  
 vs. Air Force (7-7, 0-2 Mountain West)

Saturday, Jan. 13

Clune Arena

USAFA, Colo. | 7:30 pm MT/6:30 pm PT

Watch - MW Network

Listen - KTRB 860 AM



Live Stats - <http://stats.statbroadcast.com/broadcast/?id=483171&vislive=sjsu>

#### San José State

Head Coach: Tim Miles  
 Record at SJSU: 36-46 (3 yrs.)  
 Career Record: 435-380 (27 yrs.)

NCAA Net Ranking: 177

#### Air Force

Head Coach: Joe Scott  
 Record at Air Force: 88-126 (8 yrs.)  
 Career Record: 272-303 (20 yrs.)

NCAA Net Ranking: 232

**LIVE STATS:** Live stats can be found at <http://stats.statbroadcast.com/broadcast/?id=483171&vislive=sjsu>

**LIVE TV:** Brian Jerman and Rachel Galligan will have the call on the Mountain West Network.

**LISTEN LIVE:** George Devine will have the radio call over the air on KTRB 860 AM and streamed online at <https://860amtheanswer.com/>

San José State	Comparison	Air Force
75.3	Points/Game	67.4
72.4	Opp. PPG	66.8
+2.9	Scoring Margin	+0.6
.464	FG%	.454
.442	Opp FG%	.435
.347	3PFG%	.356
.345	Opp 3PFG%	.347
.698	FT%	.684
.717	Opp FT%	.704
32.8	Reb/Game	31.1
36.0	Opp Reb/Game	32.6
-3.2	Reb. Margin	-1.5
14.1	Assists/Game	15.0
10.4	Turnovers/Game	12.9
3.8	Blocks/Game	4.6
5.8	Steals/Game	7.6

### Possible Spartan Starters (as of 1/11)

0	Myron (MJ) Amey Jr.	G	6-2	JR	Vacaville, Calif.
13	Alvaro Cardenas	G	6-1	JR	Granada, Spain
5	Tibet Görener	F	6-9	JR	Istanbul, Turkey
15	Trey Anderson	F	6-7	SR	San Diego, Calif.
4	Adrame Diongue	C	7-0	SO	Dakar, Senegal

-CON.-

**SERIES RECORD:** The Spartans are 11-13 all-time against Air Force and have won the previous two meetings.

Dec. 6, 1971 (A)	W 74-67
Jan. 16, 1997 (H)	W 62-45
Feb. 13, 1997 (A)	W 88-77
Jan. 15, 2014 (A)	L 62-77
Feb. 12, 2014 (H)	L 48-51
Jan. 7, 2015 (A)	L 56-78
Jan. 28, 2015 (H)	L 52-66
Jan. 2, 2016 (A)	L 57-64
Jan. 30, 2016 (H)	W 75-54
Jan. 14, 2017 (A)	W 89-85
Feb. 18, 2017 (H)	W-OT 83-78
Jan. 13, 2018 (H)	L 71-78
Mar. 3, 2018 (A)	L 61-83
Jan. 26, 2019 (H)	L-2OT 71-73
Feb. 23, 2019 (A)	L 68-82
Mar. 13, 2019 (N)	L 56-87
Jan. 25, 2020 (H)	W 90-81
Feb. 15, 2020 (A)	L 86-95
Jan. 28, 2021 (N)	W 59-58
Jan. 30, 2021 (N)	W 75-62
Jan. 25, 2022 (H)	L 53-63
Mar. 1, 2022 (A)	L 54-58
Jan. 24, 2023 (H)	W 82-52
March 4, 2023 (A)	W 63-61

**LAST SEASON VS. THE FALCONS:** The Spartans earned an 82-52 victory at home and a 63-61 win on the road against Air Force in the 2022-23 season. **Alvaro Cardenas** scored 10+ plus points in both games, producing 12 in the first and 10 in the second. In the road win, former Spartan Omari Moore scored 33 points and recorded a game-saving block at the end as the Spartans overcame a 20-point second-half deficit.

**KEPT IT CLOSE AGAINST NO. 19:** The Spartans are coming off a nail-biting 81-78 defeat to No. 19 San Diego State on Tuesday night on CBS Sports Network. The Spartans had a chance to tie the game in the final seconds but a layup attempt by **Trey Anderson** was blocked by the Aztecs' Jay Pal. The Spartans had two players score 20 or more points as **Alvaro Cardenas** led SJSU with 21 and **Myron (MJ) Amey Jr.** added 20.

**BACK-TO-BACK BIG NIGHTS FOR MJ: Myron (MJ) Amey Jr.** has scored 20 or more points in back-to-back games. First, he put on a show on national television on FS1 on Friday, Jan. 5 against Boise State. The junior guard scored 25 points in the first half and finished with 30 points for the game. He shot 11-for-18 from the field and 5-for-10 from beyond the arc, tying his career high of five 3-pointers for the fourth time in his career. He also led the Spartans with six rebounds and three steals. Against San Diego State, he registered 20 points, shooting 5-for-12 for the field, knocking down a career-high eight free throws while also swiping a game-high two steals.

**DOUBLE-DOUBLES IN THREE OF THE LAST SEVEN GAMES:** **Alvaro Cardenas** enters the contest against Air Force playing some of the best basketball of his career. The junior guard has



**2023-24 Mountain West Standings**

Team	Conference			Overall		
	W	L	PCT	W	L	PCT
Utah State (20/23)	3	0	1.000	15	1	0.938
San Diego State (19/19)	3	0	1.000	14	2	0.875
Nevada (RV/RV)	2	0	1.000	15	1	0.938
Boise State	2	0	1.000	11	4	0.733
UNLV	1	1	0.500	8	6	0.571
Colorado State (17/18)	1	2	0.333	13	3	0.813
New Mexico (--/RV)	1	2	0.333	13	3	0.813
Wyoming	1	2	0.333	8	8	0.500
<b>Air Force</b>	<b>0</b>	<b>2</b>	<b>0.000</b>	<b>7</b>	<b>7</b>	<b>0.500</b>
Fresno State	0	2	0.000	7	8	0.467
<b>San José State</b>	<b>0</b>	<b>3</b>	<b>0.000</b>	<b>7</b>	<b>9</b>	<b>0.438</b>

**Upcoming Schedule**

**Friday, January 12**

Boise State at Nevada\* (FS1) 7:30 p.m. PT

**Saturday, January 13**

19/19 San Diego State at New Mexico\* (CBS/Paramount+)

Noon MT

20/23 Utah State at UNLV\* (CBSSN) Noon PT

Fresno State at Wyoming\* (MWN) 2 p.m. MT

San José State at Air Force\* (MWN) 7:30 p.m. MT

**Tuesday, January 16**

Air Force at Colorado State\* (MWN) 7 p.m. MT

San José State at Fresno State\* (MWN) 7 p.m. PT

UNLV at Boise State\* (CBSSN) 8 p.m. MT

Utah State at New Mexico\* (FS1) 8:30 p.m. MT

**Wednesday, January 17**

Nevada at San Diego State\* (CBSSN) 8 p.m. PT

**Friday, January 19**

UNLV at Colorado State\* (FS1) 8:30 p.m. MT

**Saturday, January 20**

San Diego State at Boise State\* (CBS/Paramount+) 11 a.m. MT

Fresno State at Utah State\* (KMYU/MWN) 2 p.m. MT

New Mexico at Air Force\* (CBSSN) 2 p.m. MT

Nevada at Wyoming\* (MWN) 5:30 p.m. MT

**Tuesday, January 23**

Wyoming at San Diego State\* (CBSSN) 6 p.m. PT

Boise State at Fresno State\* (FS1) 7:30 p.m. PT

Air Force at UNLV\* (CBSSN) 8 p.m. PT

**Wednesday, January 24**

Colorado State at Nevada\* (FS1) 7:30 p.m. PT

New Mexico at San José State\* (CBSSN) 8 p.m. PT

**Saturday, January 27**

Colorado State at Wyoming\* (MWN) 2 p.m. MT

Utah State at Boise State\* (KTVB/MWN) 2 p.m. MT

Air Force at Fresno State\* (MWN) 4 p.m. PT

UNLV at San José State\* (FS1) 6 p.m. PT

recorded double-doubles in three of the previous seven games with 22 points, 10 rebounds at North Dakota State; 16 points, 10 assists against New Orleans; and 14 points, 10 assists versus Santa Clara.

**FOUR BLOCKS IN BACK-TO-BACK GAMES:** Adrame Diongue did not register a block against San Diego State but coming into the contest he had recorded a career-high four blocks in two straight games, against Wyoming and Boise State.

**GÖRENER IN THE RECORD BOOKS:** **Tibet Görener** is third all-time for most 3-pointers made at SJSU with 145. Görener is eight away from tying Tim Pierce (2007-09) for second. Görener is second in 3-pointers attempted with 435; Pierce is first in attempts with 471.

**LONG-RANGE SPECIALIST:** **Trey Anderson** ranks fourth in school history in 3-point percentage (among players who have played in at least 50 games and averaged one or more 3-point attempts per game). His career mark from beyond the arc is 40 percent, connecting on 107 of 265 attempts.

**CARDENAS TOP 10 IN SCHOOL HISTORY:** **Alvaro Cardenas** ranks seventh all-time for most career assists at SJSU with 292. Marmet Williams (1994-98) is sixth with 318.

**ONE OF THE TOP PG'S IN THE NATION:** As of Jan. 11, **Alvaro Cardenas** ranks 28th and 21st in Division I in assists per game (5.7) and assist/turnover ratio (3.25). In the conference, he is fifth and second in the two categories.

**SECOND IN THE CONFERENCE IN BLOCKS:** Adrame Diongue is second in the conference in blocks per game at 1.60, behind only UNLV's Kalib Boone who averages 1.69. Diongue has registered 24 blocks in 15 games. As of Jan. 11, his 1.60 average is tied for 72nd in the country. He has averaged a conference-best 2.67 blocks in conference games.

**SHOOTING SQUAD:** The Spartans lead the Mountain West Conference in 3-pointers made per game at 8.94.

**LEADING FOR MOST OF THE GAME:** The Spartans have led for 73:47 out of the total 120 minutes during Mountain West conference play and were up at halftime against both Wyoming and Boise State.

**SCTOP10 FOR DIONGUE:** **Adrame Diongue's** dunk was featured on SportsCenter as the fourth-best play of the day on December 4. He had a poster dunk on his defender after catching a lob from **Alvaro Cardenas** in the loss at North Dakota State.

**SCORING BALANCE:** The Spartans have four players who average more than 10 points per game: **Myron (MJ) Amey Jr., Alvaro Cardenas, Tibet Görener** and **Trey Anderson**.

**5-2 FOR THE SECOND STRAIGHT YEAR:** For the second straight season, the Spartans started the season with a 5-2 record.

**SJSU'S RECORD WHEN ...**

home.....	5-3
away.....	0-5
neutral.....	2-1
overtime.....	0-2
games decided by 3 pts or less.....	1-2
games decided by 4-5 pts.....	1-2
games decided by 6-10 pts.....	1-2
games decided by 11-19 pts.....	2-3
games decided by 20+ pts.....	2-0
vs. Top 25.....	0-1
vs. Top 10.....	0-0
vs. Power 5 opponents.....	0-1
scoring first.....	5-4
leading at the half.....	5-5
tied at the half.....	0-0
trailing at the half.....	2-4
leading with 10 mins remaining.....	6-6
tied with 10 mins remaining.....	0-0
trailing with 10 mins remaining.....	1-3
leading with 5 mins remaining.....	7-2
tied with 5 mins remaining.....	0-1
trailing with 5 mins remaining.....	0-6
SJSU shoots 50% or better.....	4-0
SJSU shoots less than 50%.....	3-9
SJSU shoots better than opponent.....	6-2
SJSU shoots the same as opponent.....	1-0
SJSU shoots worse than opponent.....	0-7
Opponent shoots 50% or better.....	1-1
Opponent shoots less than 50%.....	6-8
SJSU outrebounds opponent.....	4-2
Opponent outrebounds SJSU.....	3-7
SJSU equals opponent in rebs.....	0-0
SJSU shoots 80% or better from FT line.....	2-1
SJSU has more FT attempts.....	3-2
Opponent has more FT attempts.....	4-7
SJSU equals opponent in FT attempts.....	0-0
SJSU shoots 40% or better from 3.....	2-2
SJSU has fewer turnovers than opponent.....	4-4
SJSU has more turnovers than opponent.....	2-5
SJSU equals opponent in turnovers.....	1-0
SJSU scores 100+ pts.....	1-0
SJSU scores 90-99 pts.....	0-0
SJSU scores 80-89 pts.....	2-0
SJSU scores 70-79 pts.....	4-6
SJSU scores 60-69 pts.....	0-1
SJSU scores 50-59.....	0-1
SJSU scores less than 50 pts.....	0-1
Opponent scores 100+ pts.....	0-0
Opponent scores 90-99 pts.....	0-0
Opponent scores 80-89 pts.....	1-4
Opponent scores 70-79 pts.....	2-4
Opponent scores 60-69 pts.....	2-0
Opponent scores 50-59.....	2-1
Opponent scores less than 50 pts.....	0-0
On Monday.....	2-1
On Tuesday.....	1-2
On Wednesday.....	1-1
On Thursday.....	1-0
On Friday.....	0-2
On Saturday.....	2-1
On Sunday.....	0-2
In November.....	5-3
In December.....	2-3
In January.....	0-3
In February.....	0-0
In March.....	0-0
On National TV (ESPN, ESPN2, CBS Sports Network, FS1, FS2).....	0-2
On NBC Sports Bay Area/California.....	2-0
On Mountain West Network.....	4-2
<b>Miscellaneous</b>	
Current Streak.....	Lost 3
Home court streak.....	Lost 2
Neutral court streak.....	Won 2
Road Streak.....	Lost 5
All-Time Record   112th Season (2,712 games).....	1,200-1,514 (.442)



**WINS BEFORE THANKSGIVING:** For the second year in a row and for the second time in history, the Spartans won four games before Thanksgiving. It is the first time in program history that the Spartans won four games before Thanksgiving in back-to-back seasons. Prior to last year, the best mark the Spartans accrued before the holiday was three wins, accomplished in 2010-11 and 2019-20.

**MILES OF SUCCESS AT SJSU:** San José State head coach **Tim Miles** is in his third season at the school and in his 27th season overall as a head coach. He was named the head coach on April 6, 2021, and made an immediate impact on the Spartan fans as he won his 400th career game in the opener of the 2021-22 season. Miles has a 435-380 coaching record including 36-46 at San José State. He is 40th in the NCAA among active Division I head coaches in career wins at 435.

In 2022-23, he coached the Spartans to a postseason appearance in the CBI, the first postseason berth for the Spartans since 2010-11.

Miles coached his 800th game as a head coach in the win over UC Irvine and won his 14th consecutive season opener against Division I opponents since 2009.

**800 IS THE NUMBER FOR MILES:** The Spartans' season-opener marked the 800th career game for Tim Miles as a head coach in his 27 years at the helm of a program. San José State is the sixth school where he has been the head coach.

- Mayville State - 2 seasons - 1995-96 & 1996-97
- SW Minnesota State - 4 seasons - 1997-98 through 2000-2001
- North Dakota State - 6 seasons - 2001-02 through 2006-07
- Colorado State - 5 seasons - 2007-08 through 2011-12
- Nebraska - 7 seasons - 2012-13 through 2018-19
- San Jose State - 3rd season - 2021-22 to present

**AMEY JR. GETS ALL-TOURNAMENT RECOGNITION: Myron (MJ) Amey Jr.** was selected to the 2023 Paradise Jam All-Tournament Team which was voted upon by tournament staff and select media members. Amey Jr. led the Spartans to a 2-1 record in the tournament, averaging 16.0 points, 4.67 assists and 2.0 steals per game. He led the tournament with 14 assists.

**2700 GAMES:** The Bethesda game marked the 2,700th game played in the 113 years of the program. The team's first season was 1909-10.

**TIM MILES RETURNED HOME:** The Spartans' head coach, **Tim Miles**, had a homecoming when the Spartans took on North Dakota state in Fargo, N.D. Miles is from the Dakotas and spent the majority of his young-adult life involved in basketball in the region.

- Born and raised in Doland, South Dakota
- Attended the University of Mary in Bismarck, N.D. where he earned a bachelor of science degree
- Was a graduate assistant at Northern State University in Aberdeen, S.D. where he earned a master's degree in health and physical education

**MW Player of the Week**

Nov. 13	Kenan Blackshear, Sr., G, Nevada
Nov. 20	Jaedon Ledee, Sr., F, San Diego State
Nov. 27	Isaiah Stevens, Gr., G, Colorado State
Dec. 4	Isaiah Stevens, Gr., G, Colorado State
Dec. 11	Donovan Dent, So., G, New Mexico
Dec. 18	Ian Martinez, Sr., G, Utah State
Dec. 26	Jarod Lucas, Sr., G, Nevada
Jan. 2	Reese Waters, Jr., G, San Diego State
Jan. 8	Grant Osobor, Jr., F, Utah State
Jan. 15	
Jan. 22	
Jan. 29	
Feb. 5	
Feb. 12	
Feb. 19	
Feb. 26	
March 4	
March 11	

**MW Freshman of the Week**

Nov. 13	Cam Manyawy, F, Wyoming
Nov. 20	JT Toppin, F, New Mexico
Nov. 27	JT Toppin, F, New Mexico
Dec. 4	Tru Washington, F, New Mexico
Dec. 11	JT Toppin, F, New Mexico
Dec. 18	Dedan Thomas Jr., G, UNLV
Dec. 26	JT Toppin, F, New Mexico
Jan. 2	N/A
Jan. 8	Mason Falslev, G, Utah State
Jan. 15	
Jan. 22	
Jan. 29	
Feb. 5	
Feb. 12	
Feb. 19	
Feb. 26	
March 4	
March 11	

**MW Statistics (All Games)**

Scoring - 9th .....	Myron (MJ) Amey Jr., 15.3 pg
Scoring - 14th .....	Alvaro Cardenas, 14.0 pg
Scoring - 19th .....	Tibet Görener, 12.8 pg
Rebounding 18th .....	Trey Anderson, 5.3 pg
FG Percentage - 15th .....	Alvaro Cardenas, .449
3-Point FG Made - 4th .....	Tibet Görener, 2.31 pg
3-Point FG Made - 8th .....	Myron (MJ) Amey Jr., 2.06 pg
3-Point FG Made - 15th .....	Trey Anderson, 1.62 pg
Assists - 5th .....	Alvaro Cardenas - 5.69 pg
Assists - 10th .....	Myron (MJ) Amey Jr. - 3.06 pg
Blocked Shots - 2nd .....	Adrame Diongue, 1.60 pg
Assist/Turnover Ratio - 2nd .....	Alvaro Cardenas, 91/28, 3.25
Assist/Turnover Ratio - 8th .....	Myron (MJ) Amey Jr., 49/22, 2.23
Steals - 4th .....	Myron (MJ) Amey Jr., 1.75 pg
Minutes Played - 2nd .....	Alvaro Cardenas, 35.9 pg
Minutes Played - 7th .....	Tibet Görener, 34.6 pg
Minutes Played - 13th .....	Trey Anderson, 32.5 pg

- First head coaching job was at Mayville State in Mayville, N.D. from 1995-96 - 1996-97
- Coached the Bison from 2001-02 - 2006-07

**TEAM INTERNATIONAL:** Seven of the Spartans are international student-athletes and many of them have played for youth national teams including **Tibet Görener** (Turkey), **Diogo (DJ) Seixas** (Portugal) and **Latrell Davis** (Great Britain). Recruiting international players has been a focal point for the Spartans' coaching staff.

<p><b>Miscellaneous Stats</b>  <b>Career Double-Doubles (SJSU only)</b>  <b>Robert Vaihola - 3</b>                  14 points, 10 rebounds,                  vs. Bethesda, Nov. 12, 2022                  18 points, 10 rebounds,                  vs. Air Force, Jan. 24, 2023                  15 points, 11 rebounds,                  vs. Boise State, Feb. 25, 2023</p> <p><b>Trey Anderson - 3</b>                  15 points, 12 rebounds,                  at Portland, Dec. 17, 2021                  11 points, 11 rebounds,                  at Northern Colorado, Nov. 19, 2022  <b>16 points, 10 rebounds,</b>  <b>vs. Norfolk State, Nov. 18, 2023</b></p> <p><b>Myron (MJ) Amey Jr. - 2</b>                  23 points, 12 rebounds,                  vs. San Diego State, Feb. 9, 2022  <b>14 points, 10 rebounds,</b>  <b>vs. North Dakota State, Nov. 27, 2023</b></p> <p><b>Alvaro Cardenas - 3</b>  <b>22 points, 10 rebounds</b>  <b>at North Dakota State, Dec. 4, 2023</b>  <b>16 points, 10 assists</b>  <b>vs. New Orleans, Dec. 9, 2023</b>  <b>14 points, 10 assists</b>  <b>vs. Santa Clara, Dec. 20, 2023</b></p> <p><b>Career 20+ point games</b>  <b>Myron (MJ) Amey - 9</b>                  32, vs. Bethesda, Jan. 8, 2022  <b>30, vs. Boise State, Jan. 5, 2024</b>  <b>29, vs. New Orleans, Dec. 9, 2023</b>                  23, vs. UNLV, Jan. 17, 2022                  24, at Boise State, Feb. 5, 2022                  23, vs. San Diego State, Feb. 9, 2022  <b>22, vs. Cal Poly, Nov. 29, 2023</b>  <b>21 - vs. Abilene Christian, Nov. 17, 2023</b>  <b>20 - vs. San Diego State, Jan. 9, 2023</b></p> <p><b>Tibet Görener - 3</b>  <b>26, vs. Bethesda, Nov. 9, 2023</b>                  23, vs. Bethesda, Jan. 8, 2022                  20, at Utah State, Jan. 21, 2023</p>	<p><b>Alvaro Cardenas - 6</b>  <b>23, vs. Hampton, Nov. 20, 2023</b>  <b>22, at North Dakota State, Dec. 4, 2023</b>                  22, vs. Southern Indiana, March 18, 2023  <b>21, at Wyoming, Jan. 3, 2023</b>  <b>21, vs. San Diego State, Jan. 9, 2024</b>                  20, vs. Fresno State, Jan. 10, 2023</p> <p><b>Trey Anderson - 2</b>                  23, vs. Pacific, Dec. 11, 2021  <b>21, vs. North Dakota State, Nov. 27, 2023</b></p> <p><b>Career 10+ rebound games</b>  <b>Robert Vaihola - 5</b>                  13, vs. UNLV, Dec. 28, 2022                  11, vs. Boise State, Feb. 25, 2023                  10, at New Mexico, Jan. 25, 2022 (at Fresno State)                  10, vs. Bethesda, Nov. 12, 2022                  10, at New Mexico, Jan. 17, 2023</p> <p><b>Trey Anderson - 3</b>                  12, at Portland, Dec. 17, 2021                  11, at Northern Colorado, Nov. 19, 2022  <b>10, vs. Norfolk State, Nov. 18, 2023</b></p> <p><b>Myron (MJ) Amey Jr. - 2</b>                  12, vs. San Diego State, Feb. 9, 2022  <b>10, vs. North Dakota State, Nov. 27, 2023</b></p> <p><b>Adrame Diongue - 1</b>  <b>11, vs. Bethesda, Nov. 9, 2023</b></p> <p><b>Alvaro Cardenas - 1</b>  <b>10, at North Dakota State, Dec. 4, 2023</b></p> <p><b>Career 10+ assist games</b>  <b>Alvaro Cardenas - 2</b>  <b>10, vs. New Orleans, Dec. 9, 2023</b>  <b>10, vs. Santa Clara, Dec. 20, 2023</b></p> <p><b>20+ point games in 2023-24 - 11</b>  <b>Tibet Görener - 1</b>                  26, vs. Bethesda, Nov. 9, 2023</p> <p><b>Alvaro Cardenas - 4</b>                  23, vs. Hampton, Nov. 20, 2023                  22, at North Dakota State, Dec. 4, 2023</p>	<p>21, at Wyoming, Jan 2, 2024                  20, vs. San Diego State, Jan. 9, 2024</p> <p><b>Myron (MJ) Amey Jr. - 5</b>                  30, vs. Boise State, Jan. 5, 2024                  29, vs. New Orleans, Dec. 9, 2023                  22, vs. Cal Poly, Nov. 29, 2023                  21, vs Abilene Christian, Nov. 17, 2023                  20, vs. San Diego State, Jan. 9, 2024</p> <p><b>Trey Anderson - 1</b>                  21, vs. North Dakota State, Nov. 27, 2023</p> <p><b>10+ rebound games in 2023-24 - 4</b>  <b>Adrame Diongue - 1</b>                  11, vs. Bethesda, Nov. 9, 2023</p> <p><b>Trey Anderson, 1</b>                  10, vs. Norfolk State, Nov. 18, 2023</p> <p><b>Myron (MJ) Amey Jr - 1</b>                  10, vs. North Dakota State, Nov. 27, 2023</p> <p><b>Alvaro Cardenas - 1</b>                  10, at North Dakota State, Dec. 4, 2023</p> <p><b>10+ assist games in 2023-24 - 2</b>  <b>Alvaro Cardenas - 2</b>                  10, vs. New Orleans, Dec. 9, 2023                  10, vs. Santa Clara, Dec. 20, 2023</p> <p><b>Double-Doubles in 2023-24 - 5</b>  <b>Alvaro Cardenas - 3</b>                  22 points, 10 rebounds                  at North Dakota State, Dec. 4, 2023                  16 points, 10 assists                  vs. New Orleans, Dec. 9, 2023                  14 points, 10 assists                  vs. Santa Clara, Dec. 20, 2023</p> <p><b>Trey Anderson - 1</b>                  16 points, 10 rebounds                  vs. Norfolk State, Nov. 18, 2023</p> <p><b>Myron (MJ) Amey Jr. - 1</b>                  14 points, 10 rebounds</p>
---	---	--

**MOST MW WINS EVER/MOST CONFERENCE WINS SINCE 1993-94:** With 10 Mountain West wins last season, the Spartans recorded the most MW wins in school history and the most since the 1993-94 season. Since joining a conference in 1969-70, Spartan teams have won nine or more conference games in six seasons. Three of those teams have participated in the postseason - 1980-81 NIT, 1995-96 NCAA Tournament, and 2022-23 CBI.

**9+ Conference Wins Since 1969-70**

1980-81	10-4	Big West (NIT Participant)
1984-85	10-8	Big West
1986-87	10-8	Big West
1993-94	11-7	Big West
1995-96	9-9	Big West (NCAA Tournament)
2022-23	10-8	MW (CBI Participant)

**PERRY, FROM MANAGER TO KEY MINUTES: Ryen Perry,** a former team manager for the Spartan program, switched responsibilities in November of 2022 when he was added to the roster and got to wear #25 on his back. On March 4, 2023, in his seventh game of the season, Perry made a difference on the court for the Spartans in the comeback win at Air Force. He played the final 11:35 of the game and made his only field goal of the season, a three-pointer to bring the Spartans to within six points of the Falcons. Perry also had a rebound in the game and had a +/- of 16 in the win.

**UP NEXT:** The Spartans will head to Fresno, Calif. for a showdown against the Fresno State Bulldogs on Tuesday, Jan. 16 at 7 p.m. on the Mountain West Network.

## Starting Lineups

Game	Guard	Guard	Forward	Forward	Center	Record
UC IRVINE	Alvaro Cardenas	Myron (MJ) Amey Jr.	Tibet Görener	Trey Anderson	Adrame Diongue	1-0
BETHESDA	Alvaro Cardenas	Myron (MJ) Amey Jr.	Tibet Görener	Trey Anderson	Adrame Diongue	2-0
at Texas Tech	Alvaro Cardenas	Myron (MJ) Amey Jr.	Tibet Görener	Trey Anderson	Adrame Diongue	2-1
vs. Abilene Christian	Alvaro Cardenas	Myron (MJ) Amey Jr.	Tibet Görener	Trey Anderson	Adrame Diongue	2-2
vs. Norfolk State	Alvaro Cardenas	Myron (MJ) Amey Jr.	Tibet Görener	Trey Anderson	Adrame Diongue	3-2
vs. Hampton	Alvaro Cardenas	Myron (MJ) Amey Jr.	Tibet Görener	Trey Anderson	Adrame Diongue	4-2
NORTH DAKOTA STATE	Alvaro Cardenas	Myron (MJ) Amey Jr.	Tibet Görener	Trey Anderson	Adrame Diongue	5-2
at Cal Poly	Alvaro Cardenas	Myron (MJ) Amey Jr.	Tibet Görener	Trey Anderson	Adrame Diongue	5-3
at Montana	Alvaro Cardenas	Myron (MJ) Amey Jr.	Tibet Görener	Trey Anderson	Adrame Diongue	5-4
at North Dakota State	Alvaro Cardenas	Myron (MJ) Amey Jr.	Tibet Görener	Trey Anderson	Adrame Diongue	5-5
NEW ORLEANS	Alvaro Cardenas	Myron (MJ) Amey Jr.	Latrell Davis	Tibet Görener	Adrame Diongue	6-5
MONTANA	Alvaro Cardenas	Myron (MJ) Amey Jr.	Latrell Davis	Tibet Görener	William Humer	6-6
SANTA CLARA	Alvaro Cardenas	Myron (MJ) Amey Jr.	Latrell Davis	Tibet Görener	William Humer	7-6
at Wyoming	Alvaro Cardenas	Myron (MJ) Amey Jr.	Tibet Görener	Trey Anderson	Adrame Diongue	7-7
BOISE STATE	Alvaro Cardenas	Myron (MJ) Amey Jr.	Tibet Görener	Trey Anderson	Adrame Diongue	7-8
SAN DIEGO STATE	Alvaro Cardenas	Myron (MJ) Amey Jr.	Tibet Görener	Trey Anderson	Adrame Diongue	7-9
at Air Force						
at Fresno State						
NEW MEXICO						
UNLV						
at Utah State						
at Nevada						
FRESNO STATE						
at Colorado State						
AIR FORCE						
WYOMING						
at Boise State						
NEVADA						
at San Diego State						
at UNLV						
UTAH STATE						
MW Tournament						

# CAREER LEADERS

## TOTAL POINTS

Name	Seasons	G	FG	3FG	FT Points
1. Ricky Berry	1986-88	84	619	113	416 1,767
2. Adrian Oliver	2009-11	80	585	138	442 1,750
3. Stu Inman	1947-50	123	591	0	322 1,504
4. Wally Rank	1977-80	102	562	0	308 1,432
5. Omari Moore	2020-23	117	497	116	202 1,312
6. Justin Graham	2007-11	119	460	57	295 1,272
7. Ryan Welage	2015-18	91	457	161	183 1,258
8. Chris McNealy	1981-83	81	504	2	226 1,236
9. Coby Dietrick	1968-70	72	465	0	243 1,173
10. Terry Cannon	1990-92, 94	97	414	114	209 1,139

## FIELD GOALS MADE

Name	Seasons	G	Att.	Made
1. Ricky Berry	1986-88	84	1,301	619*
2. Stu Inman	1947-50	123	1,506	591
3. Adrian Oliver	2009-11	80	1,347	585
4. Wally Rank	1977-80	102	1,207	562
5. Chris McNealy	1981-83	81	914	504**
6. Omari Moore	2020-23	117	1,094	497
7. Sid Williams	1978-81	111	958	485
8. Johnnie Skinner	1971-73	73	1,142	481
9. Coby Dietrick	1968-70	72	1,054	465
10. Justin Graham	2007-11	119	1,024	460

## FIELD GOALS ATTEMPTED

Name	Seasons	G	Made	Att.
1. Stu Inman	1947-50	123	591	1,536
2. Ricky Berry	1986-88	84	619	1,309
3. Wally Rank	1977-80	102	562	1,207
4. Johnnie Skinner	1971-73	73	481	1,142
5. Omari Moore	2020-23	117	497	1,094
6. Coby Dietrick	1968-70	72	465	1,054
7. Ryan Wellage	2015-16	91	457	1,048
8. Justin Graham	2007-11	119	460	1,024
9. S.T. Saffold	1964-66	72	421	970
10. Sid Williams	1978-81	111	485	958

## FIELD GOAL PERCENTAGE

(Minimum four made per game played)

Name	Seasons	G	FG	FGA	Pct.
1. Brandon Clarke	2016-17	61	328	542	.604
2. Mickey Johnson	1979-80	56	278	473	.588
3. Earl Hogue	1974-76	75	315	568	.555
4. Chris McNealy	1981-83	81	504	914	.551
5. Dick Groves	1968-69	41	183	338	.541
6. Stony Evans	1984-85	57	246	461	.534
7. Menelik Barbary	2006-07	61	245	461	.531
8. Ward Farris	1982, 84-86	83	339	644	.526
9. Stan Hill	1977-78	50	214	415	.516
10. Darnell Williams	2000-01	58	288	562	.512

## 3-POINT FIELD GOALS MADE

Name	Seasons	G	Att.	Made
1. Ryan Welage	2015-18	91	417	161
2. Tim Pierce	2007-09	86	471	153
3. Tibet Görener	2022-	80	435	145
4. Adrian Oliver	2009-11	80	361	138
5. Rashad Muhammad	2013-15	58	354	134
6. Robert Owens	2009-10	61	315	125
7. Michael Quinney	1998-99	54	336	123
8. Tito Addison	1995-97	84	375	122
9. Noah Baumann	2017-19	61	265	121
10. Jason Allen	1991-94	97	340	120
James Kinney	2012-13	45	320	120

## 3-POINT FIELD GOALS ATTEMPTED

Name	Seasons	G	Made	Att.
1. Tim Pierce	2007-09	86	153	471
2. Tibet Görener	2022-	80	145	435
3. Ryan Welage	2015-18	91	161	417
4. Tito Addison	1995-97	84	122	375
5. Adrian Oliver	2009-11	80	138	361
6. Keith Shamburger	2011-12	63	108	348
7. D.J. Brown	2012-14	91	112	347
8. Omari Moore	2020-23	117	116	341
9. Jason Allen	1991-94	97	120	340
10. Michael Quinney	1998-99	54	123	336

## 3-POINT FIELD GOAL PERCENTAGE

(Minimum 1.0 made per game played and 50 made)

Name	Seasons	G	3FG	3FGA	Pct.
1. Ricky Berry	1986-88	84	113	246	.459
2. Noah Baumann	2017-19	61	121	265	.457
3. Steve Haney	1988-89	45	103	233	.442
4. Trey Anderson	2021-	77	107	265	.404
5. James Kinney	2012	31	86	216	.398
6. Robert Owens	2009-10	61	125	315	.397
7. Marquin Chandler	2004-05	57	59	149	.396
8. Ryan Welage	2015-18	91	161	417	.386
9. Phil Calvert	2002, 04	57	71	185	.384
10. Brett Lilly	1999, 2003-04	59	92	240	.383

## FREE THROWS MADE

Name	Seasons	G	Att.	Made
1. Adrian Oliver	2009-11	80	529	442
2. Carroll Williams	1953-55	75	552	441
3. Ricky Berry	1986-88	84	507	416
4. Stu Inman	1947-50	123	498	322
5. Wally Rank	1977-80	102	450	308
6. Eddie Diaz	1956-58	76	433	299
7. Justin Graham	2007-11	119	441	295
8. Ken Mickey	1974, 76-77	82	357	271
9. Marmet Williams	1994-98	112	368	267
10. Olivier Saint-Jean	1996-97	51	354	260

## FREE THROWS ATTEMPTED

Name	Seasons	G	Made	Att.
1. Carroll Williams	1953-55	75	441	552
2. Adrian Oliver	2009-11	80	442	529
3. Ricky Berry	1986-88	84	416	507
4. Stu Inman	1947-50	123	322	498
5. Wally Rank	1977-80	102	308	450
6. Justin Graham	2007-11	119	295	441
7. Eddie Diaz	1956-58	76	299	433
8. Bob Hagen	1947-49	81	207	370
9. Marv Branstrom	1956-58	76	186	368
9. Marmet Williams	1994-98	112	267	368

## FREE THROW PERCENTAGE

(Minimum 2.0 made/game played and 50 games played)

Name	Seasons	G	FT	FTA	Pct.
1. Adrian Oliver	2009-11	80	442	529	.836
2. Ricky Berry	1986-88	84	416	507	.821
3. Carroll Williams	1953-55	75	441	552	.799
4. Doug Murrey	1978-81	88	173	219	.789
5. Gil Egeland	1956-58	73	165	210	.786
6. Pete Miller	1974-75	55	128	164	.780
7. Brandon Hawkins	2002-03	50	237	304	.779
8. Chris Cunningham	2013-14	60	180	232	.776
8. Lossie Mitchel	1992-94	52	116	150	.773
10. Brad Quinet	1995-97	55	161	211	.763

## REBOUNDS

Name	Seasons	G	REB
1. Marv Branstrom	1956-58	76	864
2. George Clark	1950-52	75	857
3. Coby Dietrick	1968-70	72	759
4. S.T. Saffold	1964-66	72	705
5. Reggie Owens	1985-87	86	692
6. Chris McNealy	1981-83	81	678
7. Wally Rank	1977-80	102	662
8. Chris Oakes	2008-10	83	661
9. Kevin Logan	1990-93	106	608
10. Pat Hamm	1969-71	72	557

## ASSISTS

Name	Seasons	G	AST
1. Justin Graham	2007-11	119	508
2. Michael Dixon	1982-85	107	477
3. Ken Mickey	1974, 76-77	82	476
4. Mike Mendez	1978-81	108	469
5. Omari Moore	2020-23	117	429
6. Marmet Williams	1994-98	112	318
7. Alvaro Cardenas	2021-	82	292
8. Jalen James	2013-18	117	274
9. D.J. Brown	2012-14	91	266
Ricky Berry	1986-88	84	266

## BLOCKED SHOTS (Since 1979)

Name	Seasons	G	BS
1. Gerald Thomas	1984, 86-88	113	127
2. Brandon Clarke	2016-17	61	116
3. Chris Oakes	2008-10	83	111
4. Omari Moore	2020-23	117	90
5. Menelik Barbary	2006-07	61	87
6. Chris McNealy	1981-83	81	81
7. Ibrahima Diallo	2022-23	48	78
8. Darnell Williams	2000-01	58	75
9. Isaac Thornton	2013-17	121	65
10. Lance Holloway	2004, 06-08	87	58

## STEALS (Since 1979)

Name	Seasons	G	ST
1. Justin Graham	2007-11	119	209
2. Isaac Thornton	2013-17	121	145
3. Tito Addison	1995-97	84	125
4. Omari Moore	2020-23	117	120
5. Mike Mendez	1979-81	86	114
6. Terry Cannon	1990-92, 94	97	113
7. Marmet Williams	1994-98	112	111
8. Chris McNealy	1981-83	81	109
9. Isaac Thornton	2013-16	91	106
Michael Dixon	1982-85	107	106



# IN-SEASON TOURNAMENT RESULTS

YEAR	TOURNAMENT	FINISH	YEAR	TOURNAMENT	FINISH
			1985	Hoosier Classic, Indianapolis, Ind.	3rd Place
1958	Poinsettia Tournament, San Diego, Calif.	4th Place	1986	Far West Classic, Portland, Ore.	5th Place
1959	WCAC Tournament, San Francisco, Calif.	8th Place	1987	Fighting Illini Classic, Champaign, Ill.	3rd Place
1960	WCAC Tournament, San Francisco, Calif.	8th Place	1988	Ameritas Classic, Lincoln, Neb.	2nd Place
1961	WCAC Tournament, San Francisco, Calif.	5th Place	1989	Oldsmobile Cutlass Classic, E. Lansing, Mich.	4th Place
1962	WCAC Tournament, San Francisco, Calif.	CHAMPION	1993	Stanford Fry's Invitational, Stanford, Calif.	2nd Place
1963	WCAC Tournament, San Francisco, Calif.	CHAMPION	1994	Comerica Cable Car Classic, San Jose, Calif.	3rd Place
1964	WCAC Tournament, San Francisco, Calif.	3rd Place	1995	Fighting Illini Classic, Champaign, Ill.	4th Place
1965	WCAC Tournament, San Francisco, Calif.	4th Place	1996	Comerica Cable Car Classic, San Jose, Calif.	CHAMPION
1966	Knights of Columbus Tournament, Portland, Ore.	3rd Place	1999	Pearl Harbor Invitational, Laie, Hawaii	2nd Place
	WCAC Tournament, San Jose, Calif.	6th Place	2001	BCA Invitational, Raleigh, N.C.	6th Place
1967	Lobo Invitational, Albuquerque, N.M.	3rd Place	2001	Cyclone Challenge, Ames, Iowa	Tied for 1st Place
1969	Roadrunners Classic, Las Cruces, N.M.	3rd Place	2003	Surf'N Slam Tournament, Laie, Hawaii	2nd Place
1970	Far West Classic, Portland, Ore.	8th Place	2005	2K Sports College Hoops Coaches vs. Cancer Classic Lubbock, Texas	3rd Place
1974	Rainbow Classic, Honolulu, Hawaii	7th Place	2005	Holiday Station Stores Classic, Bozeman, Mont.	4th Place
1977	Utah Classic, Salt Lake City, Utah	4th Place	2006	CBE Classic, Stanford, Calif.	4th Place
1978	Fiesta Classic, Tempe, Ariz.	3rd Place	2007	First Shot Exempt Tournament, Murfreesboro, Tenn.	CHAMPION
	Cable Car Classic, Santa Clara, Calif.	4th Place	2008	Shamrock Office Solutions Classic, Moraga, Calif.	3rd Place
1979	Cable Car Classic, Santa Clara, Calif.	CHAMPION	2011	Elgin Baylor Classic, Seattle, Wash.	CHAMPION
	All-College Tournament, Oklahoma City, Okla.	7th Place	2014	John Wooden Legacy, Anaheim, Calif.	8th Place
1981	KOA Classic, Billings, Mont.	CHAMPION	2015	GCI Great Alaska Shootout, Anchorage, Alaska	5th Place
1982	Las Vegas Holiday Classic, Las Vegas, Nev.	3rd Place	2018	Junkanoo Jam, Bimini, The Bahamas	4th Place
1983	Stanford Invitational, Stanford, Calif.	4th Place	2021	Abe Lemons Classic	
1984	Utah Classic, Salt Lake City, Utah	CHAMPION	2022	Baha Mar Hoops Nassau Championship	5th Place
			2023	Paradise Jam	5th Place



## 2023-24 San José State Men's Basketball Roster

NO	NAME	POS	HT	WT	YR	HOMETOWN/LAST SCHOOL
0	Myron (MJ) Amey, Jr.	G	6-2	185	JR	Vacaville, Calif./Scotland Prep (Pa.)
1	Garrett Anderson	G	6-6	190	SO	Phoenix, Ariz./PHH Prep
2	Rickey Mitchell Jr.	G	6-4	172	FR	Aurora, Colo./Smoky Hill HS
4	Adrane Diongue	C	7-0	190	SO	Dakar, Senegal/Washington State
5	Tibet Görener	F	6-9	205	JR	Istanbul, Turkey/Orange Lutheran HS/Arizona
6	Latrell Davis	G	6-2	195	FR	Leeds, Great Britain/First Baptist Academy (Fla.)
7	Pasha Goodarzi	G	6-3	190	FR	Los Gatos, Calif./Valley Christian HS
8	Iggy Mitchell	G	6-2	200	FR	Sydney, Australia/
13	Alvaro Cardenas	G	6-1	182	JR	Granada, Spain/Get Better Academy
15	Trey Anderson	F	6-7	200	SR	San Diego, Calif./University of South Carolina
20	Christian Wise	F	6-6	205	FR	San Francisco, Calif./Archbishop Riordan HS
21	William Humer	F	6-10	228	SO	Sollentuna, Sweden/McCook CC
22	Robert Vaihola	F	6-8	260	JR	San Mateo, Calif./Fresno State
23	Diogo Seixas	F	6-8	235	FR	Lisbon, Portugal/212 Sports Academy
24	Bennett Blackerby	G	6-0	180	FR	Austin, Texas/L. C. Anderson HS
25	Ryen Perry	G	6-2	188	SR	Placentia, Calif./Fullerton College

**Head Coach:** Tim Miles (University of Mary, 1989), 3rd season

**Assistant Coaches:** Damany Hendrix (Lamar, 2003)

Jeff Strohm (Eastern Illinois, 1988)

Ed Gipson (Calumet College of St. Joseph, 2005)

**Recruiting Coordinator:** Austin Sleight (Nebraska, 2020)

**Director of Basketball Operations:** Tim Marrion (Washington State, 2006)

### Roster Breakdown by State/Country (Nine Americans, Seven International)

California - 6, Arizona - 1, Colorado - 1, Texas - 1, Senegal - 1, Turkey -1, Great Britain - 1, Australia - 1, Spain - 1, Sweden - 1, Portugal - 1

### Roster Breakdown by Year

Freshmen - 7, Sophomore - 3, Junior - 4, Senior - 2

### Pronunciation Guide

Alvaro Cardenas -AL-vuh-roh car-DEE-nes

Adrane Diongue - uh-DRAW-may JONG

Tibet Görener - GOR-eh-nur

William Humer - HUGH-mer

Diogo Seixas - say-SHUS

Robert Vaihola - VYE-oh-lah

Damany Hendrix - DAH-mah-nee

### The Spartans on Social Media Men's Basketball

Facebook - /SJSUMBB

X - @SanJoseStateMBB

Instagram - @sanjosestatembb

Tik Tok - @sjsubasketball

### Athletics Department

Facebook - /SJSUspartans

X - @SJSUAthletics

Instagram - @sjsuspartans

YouTube - /SJSUAthletics



**#0 MJ AMEY**  
Guard • 6-2 • JR  
Vacaville, Calif.



**#1 GARRETT ANDERSON**  
Guard • 6-5 • SO  
Phoenix, Ariz.



**#2 RICKEY MITCHELL JR.**  
Guard • 6-4 • FR  
Aurora, Colo.



**#4 ADRAME DIONGUE**  
Center • 7-0 • SO  
Dakar, Senegal




**#5 TIBET GÖRENER**  
Forward • 6-9 • JR  
Istanbul, Turkey



**# 6 LATRELL DAVIS**  
Guard • 6-2 • FR  
Leeds, Great Britain




**# 7 PASHA GOODARZI**  
Guard • 6-3 • FR  
Los Gatos, Calif.




**#8 IGGY MITCHELL**  
Guard • 6-2 • FR  
Sydney, Australia



**#13 ALVARO CARDENAS**  
Guard • 6-1 • JR  
Granada, Spain



**#15 TREY ANDERSON**  
Forward • 6-7 • SR  
San Diego, Calif.



**#20 CHRISTIAN WISE**  
Guard • 6-6 • FR  
San Francisco, Calif.



**#21 WILLIAM HUMER**  
Forward • 6-10 • SO  
Sollentuna, Sweden



**#22 ROBERT VAIHOLA**  
Forward • 6-8 • JR  
San Mateo, Calif.



**#23 DIOGO (DJ) SEIXAS**  
Forward • 6-8 • FR  
Lisbon, Portugal



**#24 BENNETT BLACKERBY**  
Guard • 6-0 • FR  
Austin, Texas



**#25 RYEN PERRY**  
Guard • 6-2 • SR  
Placentia, Calif.




**Tim Miles**  
Head Coach



**Damany Hendrix**  
Assistant Coach



**Jeff Strohm**  
Assistant Coach



**Ed Gipson**  
Assistant Coach





## Tim Miles Head Coach

Tim Miles returns for his third season after a historic run for San José State University men's basketball program during the 2022-23 season. Miles was named the head coach of the Spartans program on April 6, 2021, and brought over 24 years of head coaching experience to the South Bay.

Last season, Miles and Spartans achieved feats that had not been seen in program history including having both the Mountain West Player of the Year in Omari Moore and the Coach of the Year in Miles. Coach was also a Jim Phelan National Coach of the Year Finalist in recognition of the team's 13-win improvement from the previous season

### 2022-23 Highlights

- 21-14 overall record – Most wins for the program since the 1980-81 season (22-9)
- 10-8 in Mountain West play – most MW wins in a season in school history and the best finish in the standings in fifth place
- MW Tournament win over Nevada – first at the conference tournament in school history
- First time the Spartans played in a quarterfinal and semifinal game

- First round win at the Discount Tire CBI over Southern Indiana was the first postseason win in school history in six tries
- 12 home wins was the most since the 2016-17 season
- Omari Moore – MW Player of the Year, the first San José State player to receive a conference Player of the Year award

The Spartans' success propelled them into postseason play in 2022-23 as the team was invited to play in the Discount Tire CBI. The team went 1-1 at the tournament played at the Ocean Center in Daytona Beach, Fla. At the tournament, two of Miles' former players were on coaching staffs of participating teams. Aaron Fearnle was the Associate Head Coach at Charlotte and now interim head coach at Charlotte, while Flynn Clayman was the Associate Head Coach at Southern Utah and is now the Associate Head Coach at High Point.

In his inaugural season Miles posted eight wins which was the most wins since the 2016-2017 season. The Spartans were third in the conference in 3-point shooting percentage under the guidance of Miles. Under the guidance of Miles, the Spartans had a program record 17 3-pointers against Portland State

Miles came to San José State after coaching at the University of Nebraska from 2012-19. During his time in Lincoln, Nebraska saw unprecedented success with some of their most successful seasons in program history. In 2014, just two seasons after being hired, Miles led the team to their first NCAA Tournament in 16 seasons. He was named the Jim Phelan Award winner for national coach of the year and was tabbed the Big Ten Coach of the Year.

That 2013-14 season made Nebraska the talk of college basketball after reaching the tournament despite being selected to finish last in the Big Ten standings in the preseason poll. The Cornhuskers overcame a 1-5 start in conference play by winning 10 out of their last 12 games to finish fourth in the standings with an 11-7 record. Among those wins was a 60-51 victory over No. 9 Michigan State, the program's first road win over a top-10 program since 1997, and a 77-68 defeat of Wisconsin.

The turnaround at Nebraska began immediately under Miles' wing with the Cornhuskers seeing a three-win improvement from 12 to 15 wins in the 2012-13 year. With just one returning starter, Miles and company defeated three NCAA Tournament teams and finished the year off with a victory over Purdue in the Big Ten Tournament. After the success of the Huskers' NCAA Tournament appearance in 2013-14, the following season saw more firsts for the Nebraska program as they achieved a national ranking for the first time since 1995.

In 2017-18, Miles led the Cornhuskers to one of their most successful seasons in program history. Nebraska won 22 games, their most since the 1990-91 campaign, with a school record 13 wins in conference play and earned a bid to the National Invitation Tournament (NIT) for their first postseason appearance in four seasons.

In Miles' final season at Nebraska, the Huskers won 19 games, earned another top-25 ranking in the Associated Press poll and advanced to their second-straight NIT appearance.

In his seven total seasons at the helm of Nebraska men's basketball, Miles guided nine players to All-Big Ten accolades including two-time all-conference pick Terran Petteway, who became the first Husker in program history to win the Big Ten scoring title in 2013-14 with an average of 18.1 points per game.

Miles demands excellence from his student-athletes in the classroom. He guided 17 Nebraska players to Academic All-Big Ten honors, including a conference-best five selections in 2015. In 2014-15, Shamian Shields was the first player in program history to earn first-team Academic All-American honors.

Prior to his extended stint at Nebraska, Miles made a name for himself at Colorado State where he took the Rams to new heights and laid the foundation for what is now one of the top teams in the Mountain West. In five seasons, he increased his win total in each season with his best year being the 2011-12 campaign that saw CSU defeat a school-record three ranked teams en route to their first 20-plus win season since 1997-98. The Rams finished with a 20-12 record, put three players on the all-conference team, and advanced to the NCAA Tournament for the first time in nine years. For his efforts, Miles was named the District VIII Coach of the Year by the U.S. Basketball Writers Association.

The 2011-12 Colorado State team averaged 70.1 points per game and was the Mountain West leader in field goal percentage (47.1), 3-point percentage (40.0) and free throw percentage (76.8). They also were one of just two programs nationwide to rank in the top 10 in both free throw and 3-point percentage. The Rams' 20-win campaign was just

the seventh in program history. Miles quickly turned the Colorado State program around from his first day on campus. His first two seasons saw the Rams battle through growing pains and injuries. Colorado State improved their win total in league play in Miles' second season and finished the year off with a key victory over Wyoming in the Mountain West Tournament.

Years three through five were some of the most successful for the Rams, culminating in CSU's NCAA Tournament bid in 2011-12. In 2009-10, Miles led the Rams to their first postseason appearance in seven years after posting 16 regular-season wins. Colorado State was selected to participate in the College Basketball Invitational (CBI), and Miles was named the Mountain West Coach of the Year by Collegelinsider.com.

The 2010-11 team finished in fourth place in the Mountain West after posting the program's first winning record since 2007. The Rams finished the year 19-13 and earned a berth to the NIT for their second-straight postseason appearance. Miles and company won nine conference games that year and received votes in the top-25 national poll at year's end for the first time since 2005-06.

Before going to CSU, Miles was the head coach of North Dakota State for six seasons, where he guided the program through their transition to Division I. The Bison reached at least 16 wins in each of Miles' final five seasons at the helm. In 2005-06 against 13th ranked Wisconsin. North Dakota State handed the Badgers a 62-55 loss, snapping Wisconsin's 27-game win streak against non-conference opponents. The loss was also just one of 10 non-conference home losses for the Badgers under hall of fame coach Bo Ryan. Miles was awarded the CBS Sportsline Division I Independent Coach of the Year and was a finalist for the Hugh Durham Mid-Major Coach of the Year Award.

Miles was also the catalyst for turning around Southwest Minnesota State University, who he guided for four seasons before joining North Dakota State. Miles posted a 78-39 four-year total, including a program-record 28-win season in 2001. The Mustangs won the 2001 Northern Sun Intercollegiate Conference Championship as well as the NCAA North Central Regional Championship before advancing to the Division II Elite Eight. Miles was named the NSIC and North Central Region Coach of the Year Awards.

Miles made his head coaching debut as the head man at Mayville (N.D.) State University. The program was just 4-44 in the previous two seasons before Miles took over, and he led them to a 35-22 record in three seasons. Miles was inducted into the Mayville State Hall of Fame in 2016.

Before reaching the head coaching ranks, Miles made his coaching debut as an assistant at Northern State. He spent six seasons on staff from 1989-90 to 1994-95, helping lead the program to five NAIA playoff appearances and five regional titles. As the team's recruiting coordinator, he brought in and molded five All-Americans and helped the Wolves advance to the NAIA National Championship in back-to-back seasons.

A native of Doland, S.D., Miles graduated from the University of Mary in Bismarck, N.D., in 1989. He then earned his master's degree in health and physical education from Northern State in 1990. In 2007, he was inducted into the University of Mary Hall of Fame.

Following his stint at Nebraska Miles took a brief two-year pause from coaching, turning in his whistle for a microphone. He began working with the Big Ten Network, Fox Sports and FS1 as an analyst in 2019 and also lent his talents to a podcast called "Inside the Mind of Miles" as part of the "Field of 68" college basketball media network.

Miles and his wife, Kari, have a daughter, Ava who attends San José State, and a son, Gabe, who is a student-athlete at North Dakota State. They have a yellow lab, appropriately named Sammy.

### SEASON-BY-SEASON WITH TIM MILES

Year	School	Record	Postseason
1995-96	Mayville State	17-11 (9-3)	NAIA-II First Round
1996-97	Mayville State	18-11 (10-2)	NAIA-II First Round
1997-98	SW Minnesota State	16-11 (7-5)	
1998-99	SW Minnesota State	16-11 (7-5)	
1999-2000	SW Minnesota State	18-10 (12-6)	
2000-01	SW Minnesota State	28-7 (17-1)	NCAA DII Elite Eight
2001-02	North Dakota State	11-15 (5-13)	
2002-03	North Dakota State	20-11 (9-7)	
2003-04	North Dakota State	16-13 (8-6)	
2004-05	North Dakota State	16-12	
2005-06	North Dakota State	16-12	
2006-07	North Dakota State	20-8	
2007-08	Colorado State	7-25 (0-16)	
2008-09	Colorado State	9-22 (4-12)	
2009-10	Colorado State	16-16 (7-9)	CBI First Round
2010-11	Colorado State	19-13 (9-7)	NIT First Round
2011-12	Colorado State	20-12 (8-6)	NCAA First Round
2012-13	Nebraska	15-18 (5-13)	
2013-14	Nebraska	19-13 (11-7)	NCAA First Round
2014-15	Nebraska	13-18 (5-13)	
2015-16	Nebraska	16-18 (6-12)	
2016-17	Nebraska	12-19 (6-12)	
2017-18	Nebraska	22-11 (13-5)	NIT First Round
2018-19	Nebraska	19-17 (6-14)	NIT Second Round
2021-22	San José State	8-23 (1-17)	
2022-23	San José State	21-14 (10-8)	CBI Quarterfinals
2023-24	San José State	7-9	?
	27 seasons	<b>435-380 (.534), 3 NCAA (2 D1), 3 NIT</b>	

### 2023-24 San Jose St. Men's Basketball Combined Team Statistics All games

**Game Records**

Record	Overall	Home	Away	Neutral
ALL GAMES	7-9	5-3	0-5	2-1
CONFERENCE	0-3	0-2	0-1	0-0
NON-CONFERENCE	7-6	5-1	0-4	2-1

**Score by Periods**

Team	1st	2nd	OT	TOT
San Jose St.	584	606	14	1204
Opponents	542	593	23	1158

**Team Box Score**

No.	Player				Total		3-Point		F-Throw		Rebounds											
		GP-GS	MIN	AVG	FG-FGA	FG%	3FG-3FGA	3FG%	FT-FTA	FT%	OFF	DEF	TOT	AVG	PF	DQ	A	TO	BLK	STL	PTS	AVG
0	AMEY JR., Myron	16-16	500:23	31.3	87-197	.442	33-95	.347	38-50	.760	8	63	71	4.4	25	0	49	22	5	28	245	15.3
13	CARDENAS, Alvaro	16-16	574:36	35.9	83-185	.449	24-61	.393	35-44	.795	9	50	59	3.7	34	0	91	28	2	14	225	14.1
5	GORENER, Tibet	16-16	553:28	34.6	68-170	.400	37-101	.366	31-44	.705	21	56	77	4.8	21	0	9	21	9	11	204	12.8
15	ANDERSON, Trey	13-13	422:33	32.5	59-118	.500	21-57	.368	23-30	.767	20	49	69	5.3	36	1	15	6	10	6	162	12.5
4	DIONGUE, Adrame	15-14	267:59	17.9	34-50	.680	0-0	.000	13-34	.382	20	49	69	4.6	51	6	11	32	24	6	81	5.4
21	HUMER, William	16-2	231:05	14.4	29-57	.509	6-24	.250	10-12	.833	14	24	38	2.4	43	1	12	16	3	6	74	4.6
6	DAVIS, Latrell	16-3	191:56	12.0	22-48	.458	4-17	.235	23-33	.697	8	23	31	1.9	13	0	12	9	1	4	71	4.4
23	SEIXAS, Diogo	12-0	129:53	10.8	17-34	.500	4-13	.308	10-12	.833	2	13	15	1.3	23	0	6	11	2	4	48	4.0
1	ANDERSON, Garrett	10-0	127:33	12.8	15-37	.405	2-14	.143	4-8	.500	3	13	16	1.6	5	0	3	4	1	5	36	3.6
2	MITCHELL JR., Rickey	10-0	101:15	10.1	12-25	.480	6-19	.316	0-0	.000	5	5	10	1.0	12	0	9	4	1	5	30	3.0
7	GOODARZI, Pasha	3-0	19:38	6.5	2-5	.400	2-5	.400	0-0	.000	0	2	2	0.7	2	0	2	1	0	0	6	2.0
24	BLACKERBY, Bennett	3-0	09:06	3.0	2-2	1.000	2-2	1.000	0-0	.000	0	0	0	0.0	1	0	0	0	0	0	6	2.0
20	WISE, Christian	3-0	11:31	3.8	3-4	.750	0-0	.000	0-0	.000	1	5	6	2.0	0	0	0	1	1	0	6	2.0
25	PERRY, Ryan	8-0	109:05	13.6	4-10	.400	2-4	.500	0-1	.000	0	17	17	2.1	5	0	6	4	2	4	10	1.3
Team											22	23	45				8					
<b>Total</b>		<b>16</b>	<b>3250</b>		<b>437-942</b>	<b>.464</b>	<b>143-412</b>	<b>.347</b>	<b>187-268</b>	<b>.698</b>	<b>133</b>	<b>392</b>	<b>525</b>	<b>32.8</b>	<b>271</b>	<b>8</b>	<b>225</b>	<b>167</b>	<b>61</b>	<b>93</b>	<b>1204</b>	<b>75.3</b>
<b>Opponents</b>		<b>16</b>	<b>3254</b>		<b>411-930</b>	<b>.442</b>	<b>105-304</b>	<b>.345</b>	<b>231-322</b>	<b>.717</b>	<b>161</b>	<b>415</b>	<b>576</b>	<b>36.0</b>	<b>261</b>	<b>5</b>	<b>191</b>	<b>186</b>	<b>39</b>	<b>71</b>	<b>1158</b>	<b>72.4</b>

**Team Statistics**

	SJSU	OPP
<b>Scoring</b>	<b>1204</b>	<b>1158</b>
Points per game	75.3	72.4
Scoring margin	+2.9	-
<b>Field goals-att</b>	<b>437-942</b>	<b>411-930</b>
Field goal pct	.464	.442
<b>3 point fg-att</b>	<b>143-412</b>	<b>105-304</b>
3-point FG pct	.347	.345
3-pt FG made per game	8.9	6.6
<b>Free throws-att</b>	<b>187-268</b>	<b>231-322</b>
Free throw pct	.698	.717
F-Throws made per game	11.7	14.4
<b>Rebounds</b>	<b>525</b>	<b>576</b>
Rebounds per game	32.8	36.0
Rebounding margin	-3.2	-
<b>Assists</b>	<b>225</b>	<b>191</b>
Assists per game	14.1	11.9
<b>Turnovers</b>	<b>167</b>	<b>186</b>
Turnovers per game	10.4	11.6
Turnover margin	+1.2	-
Assist/turnover ratio	1.3	1.0
<b>Steals</b>	<b>93</b>	<b>71</b>
Steals per game	5.8	4.4
<b>Blocks</b>	<b>61</b>	<b>39</b>
Blocks per game	3.8	2.4
<b>Winning streak</b>	<b>0</b>	<b>-</b>
Home win streak	0	-
<b>Attendance</b>	<b>16796</b>	<b>19633</b>
Home games-Avg/Game	8-2100	5-3927
Neutral site-Avg/Game	-	3-641

**Team Results**

Date	Opponent		Score	Att.
11/07/2023	UC Irvine	W	72-64	1821
11/09/2023	Bethesda (CA)	W	117-72	1484
11/12/2023	at Texas Tech	L	42-56	10443
11/17/2023	vs Abilene Christian	L	71-77	524
11/18/2023	vs Norfolk St.	W	77-53	1024
11/20/2023	vs Hampton	W	71-52	376
11/27/2023	North Dakota St.	W	78-65	1322
11/29/2023	at Cal Poly	Lot	77-81	1352
12/02/2023	at Montana	L	58-75	2524
12/04/2023	at North Dakota St.	Lot	78-83	1946
12/09/2023	New Orleans	W	87-82	1747
12/17/2023	Montana	L	75-86	1701
12/20/2023	Santa Clara	W	81-78	2135
01/02/2024	at Wyoming	L	73-75	3368
01/05/2024	Boise St.	L	69-78	2287
01/09/2024	San Diego St.	L	78-81	4299



**2023-24 San Jose St. Men's Basketball  
Season Schedule/Results & Leaders  
All games**

**Game Records**

Record	Overall	Home	Away	Neutral
ALL GAMES	7-9	5-3	0-5	2-1
CONFERENCE	0-3	0-2	0-1	0-0
NON-CONFERENCE	7-6	5-1	0-4	2-1

**Team Results**

Date	Opponent		Score	Att.	High Points	High Rebounds
11/07/2023	UC Irvine	W	72-64	1821	(19) ANDERSON, Trey	(5) GORENER, Tibet (5) AMEY JR., Myron
11/09/2023	Bethesda (CA)	W	117-72	1484	(26) GORENER, Tibet	(11) DIONGUE, Adrame
11/12/2023	at Texas Tech	L	42-56	10443	(14) CARDENAS, Alvaro	(6) DIONGUE, Adrame
11/17/2023	vs Abilene Christian	L	71-77	524	(21) AMEY JR., Myron	(9) DIONGUE, Adrame
11/18/2023	vs Norfolk St.	W	77-53	1024	(16) ANDERSON, Trey	(10) ANDERSON, Trey
11/20/2023	vs Hampton	W	71-52	376	(23) CARDENAS, Alvaro	(9) DIONGUE, Adrame
11/27/2023	North Dakota St.	W	78-65	1322	(21) ANDERSON, Trey	(10) AMEY JR., Myron
11/29/2023	at Cal Poly	Lot	77-81	1352	(22) AMEY JR., Myron	(9) GORENER, Tibet
12/02/2023	at Montana	L	58-75	2524	(11) HUMER, William	(7) GORENER, Tibet
12/04/2023	at North Dakota St.	Lot	78-83	1946	(22) CARDENAS, Alvaro	(10) CARDENAS, Alvaro
12/09/2023	New Orleans	W	87-82	1747	(29) AMEY JR., Myron	(7) AMEY JR., Myron
12/17/2023	Montana	L	75-86	1701	(15) AMEY JR., Myron	(6) DAVIS, Latrell (6) HUMER, William
12/20/2023	Santa Clara	W	81-78	2135	(17) AMEY JR., Myron	(9) AMEY JR., Myron
01/02/2024	at Wyoming	L	73-75	3368	(21) CARDENAS, Alvaro	(9) CARDENAS, Alvaro
01/05/2024	Boise St.	L	69-78	2287	(30) AMEY JR., Myron	(6) AMEY JR., Myron
01/09/2024	San Diego St.	L	78-81	4299	(21) CARDENAS, Alvaro	(6) ANDERSON, Trey

2023-24 San Jose St. Men's Basketball  
Points-rebounds-assists  
All games

Opponent	Date	Score	0	1	2	4	5	6	7	13	15	20	21	
			AMEY JR., M	ANDERSON, G	MITCHELL J	DIONGUE, AD	GORENER, TI	DAVIS, LATR	GOODARZI, P	CARDENAS, A	ANDERSON, T	WISE, CHRIS	HUMER, WILL	
UC Irvine	11/07/2023	72-64	W	12-5-1	DNP	0-0-0	6-4-1	17-5-0	0-3-1	DNP	11-2-7	19-4-2	DNP	7-4-1
Bethesda (CA)	11/09/2023	117-72	W	12-5-4	DNP	7-2-1	4-11-2	26-9-0	16-3-3	3-2-2	14-2-8	13-7-1	6-2-0	11-2-4
at Texas Tech	11/12/2023	42-56	L	5-2-0	DNP	0-0-0	7-6-1	0-3-0	3-1-0	DNP	14-2-4	9-5-0	DNP	2-3-0
vs Abilene Christian	11/17/2023	71-77	L	21-1-5	DNP	DNP	5-9-2	15-7-1	3-2-0	DNP	12-2-5	11-6-0	DNP	4-8-0
vs Norfolk St.	11/18/2023	77-53	W	15-1-5	DNP	3-0-1	6-6-0	14-7-2	7-2-0	3-0-0	7-3-5	16-10-1	0-2-0	0-1-0
vs Hampton	11/20/2023	71-52	W	12-5-4	DNP	DNP	9-9-0	15-1-0	0-0-0	DNP	23-4-1	12-4-4	DNP	0-0-0
North Dakota St.	11/27/2023	78-65	W	14-10-4	4-0-0	0-0-0	0-0-0	15-4-0	0-0-0	DNP	10-3-7	21-7-2	DNP	6-2-0
at Cal Poly	11/29/2023	77-81	Lot	22-6-2	0-1-1	DNP	2-5-1	17-9-1	0-0-0	DNP	11-4-4	13-2-2	DNP	9-3-0
at Montana	12/02/2023	58-75	L	0-1-2	6-2-0	8-1-1	5-2-0	5-7-0	9-1-0	0-0-0	9-2-5	5-5-0	0-2-0	11-0-1
at North Dakota St.	12/04/2023	78-83	Lot	15-6-4	0-1-0	8-2-1	9-3-0	13-3-1	0-0-0	DNP	22-10-4	9-4-0	DNP	0-1-0
New Orleans	12/09/2023	87-82	W	29-7-1	8-2-1	2-2-1	4-3-3	8-6-1	7-4-1	DNP	16-3-10	DNP	DNP	2-3-2
Montana	12/17/2023	75-86	L	15-0-4	3-4-0	0-0-3	DNP	13-1-2	12-6-2	DNP	11-5-4	DNP	DNP	11-6-1
Santa Clara	12/20/2023	81-78	W	17-9-5	5-3-1	DNP	10-2-0	12-4-1	12-7-3	DNP	14-0-10	DNP	DNP	2-1-0
at Wyoming	01/02/2024	73-75	L	6-4-2	6-3-0	2-3-1	2-1-0	16-6-0	0-1-1	DNP	21-9-4	10-5-0	DNP	7-3-1
Boise St.	01/05/2024	69-78	L	30-6-4	0-0-0	DNP	10-4-1	3-3-0	2-0-0	DNP	9-4-7	13-4-0	DNP	2-0-2
San Diego St.	01/09/2024	78-81	L	20-3-2	4-0-0	DNP	2-4-0	15-2-0	0-1-1	DNP	21-4-6	11-6-3	DNP	0-1-0
Opponent	Date	Score	23	24	25									
			SEIXAS, DIO	BLACKERBY,	PERRY, RYEN									
UC Irvine	11/07/2023	72-64	W	DNP	DNP	0-2-0								
Bethesda (CA)	11/09/2023	117-72	W	DNP	3-0-0	2-1-3								
at Texas Tech	11/12/2023	42-56	L	DNP	DNP	2-5-1								
vs Abilene Christian	11/17/2023	71-77	L	DNP	DNP	0-0-0								
vs Norfolk St.	11/18/2023	77-53	W	0-1-3	3-0-0	3-2-0								
vs Hampton	11/20/2023	71-52	W	0-1-0	DNP	0-2-1								
North Dakota St.	11/27/2023	78-65	W	8-4-0	DNP	0-4-1								
at Cal Poly	11/29/2023	77-81	Lot	0-1-0	DNP	3-1-0								
at Montana	12/02/2023	58-75	L	0-2-0	0-0-0	DNP								
at North Dakota St.	12/04/2023	78-83	Lot	2-1-0	DNP	DNP								
New Orleans	12/09/2023	87-82	W	11-2-1	DNP	DNP								
Montana	12/17/2023	75-86	L	10-1-0	DNP	DNP								
Santa Clara	12/20/2023	81-78	W	9-0-1	DNP	DNP								
at Wyoming	01/02/2024	73-75	L	3-0-0	DNP	DNP								
Boise St.	01/05/2024	69-78	L	0-0-0	DNP	DNP								
San Diego St.	01/09/2024	78-81	L	5-2-1	DNP	DNP								

**2023-24 San Jose St. Men's Basketball  
Team Game-by-Game  
All games**

Opponent	Date	Score	Total		3-Pointers		Free throws		Rebounds				PF	A	TO	BLK	STL	PTS	AVG
			FG-FGA	PCT	3FG-3FGA	PCT	FT-FTA	PCT	OFF	DEF	TOT	AVG							
UC Irvine	11/07/2023	72-64 W	23-50	.460	7-21	.333	19-23	.826	5	25	30	30.0	19	13	15	3	7	72	72.0
Bethesda (CA)	11/09/2023	117-72 W	44-75	.587	11-30	.367	18-24	.750	15	33	48	39.0	14	28	14	5	9	117	94.5
at Texas Tech	11/12/2023	42-56 L	18-53	.340	4-25	.160	2-6	.333	9	19	28	35.3	16	6	16	7	2	42	77.0
vs Abilene Christian	11/17/2023	71-77 L	28-61	.459	8-25	.320	7-12	.583	12	26	38	36.0	18	13	7	3	4	71	75.5
vs Norfolk St.	11/18/2023	77-53 W	25-49	.510	16-32	.500	11-15	.733	5	32	37	36.2	18	17	16	5	3	77	75.8
vs Hampton	11/20/2023	71-52 W	28-59	.475	10-27	.370	5-12	.417	11	18	29	35.0	13	10	10	4	10	71	75.0
North Dakota St.	11/27/2023	78-65 W	26-55	.473	11-24	.458	15-20	.750	6	30	36	35.1	16	14	8	6	5	78	75.4
at Cal Poly	11/29/2023	77-81 Lot	28-65	.431	9-25	.360	12-18	.667	15	23	38	35.5	22	11	10	3	6	77	75.6
at Montana	12/02/2023	58-75 L	22-50	.440	5-17	.294	9-14	.643	4	25	29	34.8	10	9	16	3	5	58	73.7
at North Dakota St.	12/04/2023	78-83 Lot	31-69	.449	5-23	.217	11-15	.733	8	28	36	34.9	26	10	7	5	5	78	74.1
New Orleans	12/09/2023	87-82 W	33-63	.524	9-26	.346	12-25	.480	8	27	35	34.9	12	21	8	2	9	87	75.3
Montana	12/17/2023	75-86 L	29-65	.446	11-26	.423	6-9	.667	5	19	24	34.0	20	16	5	1	7	75	75.3
Santa Clara	12/20/2023	81-78 W	28-56	.500	9-26	.346	16-19	.842	6	23	29	33.6	13	21	7	2	8	81	75.7
at Wyoming	01/02/2024	73-75 L	26-59	.441	12-31	.387	9-12	.750	10	27	37	33.9	17	9	11	7	2	73	75.5
Boise St.	01/05/2024	69-78 L	25-59	.424	7-27	.259	12-19	.632	6	17	23	33.1	14	14	7	5	8	69	75.1
San Diego St.	01/09/2024	78-81 L	23-54	.426	9-27	.333	23-25	.920	8	20	28	32.8	23	13	10	0	3	78	75.3
<b>Total</b>		<b>1204</b>	<b>437-942</b>	<b>.464</b>	<b>143-412</b>	<b>.347</b>	<b>187-268</b>	<b>.698</b>	<b>133</b>	<b>392</b>	<b>525</b>	<b>32.8</b>	<b>271</b>	<b>225</b>	<b>167</b>	<b>61</b>	<b>93</b>	<b>1204</b>	<b>75.3</b>
Opponents		1158	411-930	.442	105-304	.345	231-322	.717	161	415	576	36.0	261	191	186	39	71	1158	72.4

**San Jose St. Averages**

Games Played	Points/game	FG Pct	3FG Pct	FT Pct	Rebounds/game	Assists/game	Turnovers/game	Assist/Turnover ratio	Steals/game	Blocks/game
16	75.3	46.4	34.7	69.8	32.8	14.1	10.4	1.3	5.8	3.8

**2023-24 San Jose St. Men's Basketball  
Opponents Game-by-Game  
All games**

Opponent	Date	Score	Total		3-Pointers		Free throws		Rebounds				PF	A	TO	BLK	STL	PTS	AVG
			FG-FGA	PCT	3FG-3FGA	PCT	FT-FTA	PCT	OFF	DEF	TOT	AVG							
UC Irvine	11/07/2023	72-64 W	23-55	.418	2-12	.167	16-26	.615	7	24	31	31.0	21	11	15	1	7	64	64.0
Bethesda (CA)	11/09/2023	117-72 W	25-61	.410	9-26	.346	13-16	.813	3	21	24	27.5	20	5	15	0	8	72	68.0
at Texas Tech	11/12/2023	42-56 L	23-59	.390	3-16	.188	7-11	.636	14	26	40	31.7	11	10	11	2	7	56	64.0
vs Abilene Christian	11/17/2023	71-77 L	25-59	.424	7-15	.467	20-26	.769	11	22	33	32.0	14	13	6	3	1	77	67.3
vs Norfolk St.	11/18/2023	77-53 W	20-56	.357	2-15	.133	11-21	.524	10	21	31	31.8	19	8	11	4	5	53	64.4
vs Hampton	11/20/2023	71-52 W	19-49	.388	4-20	.200	10-10	1.000	10	25	35	32.3	11	9	22	1	3	52	62.3
North Dakota St.	11/27/2023	78-65 W	22-56	.393	5-19	.263	16-22	.727	8	26	34	32.6	18	8	9	0	3	65	62.7
at Cal Poly	11/29/2023	77-81 Lot	27-54	.500	7-15	.467	20-30	.667	11	26	37	33.1	14	12	11	7	5	81	65.0
at Montana	12/02/2023	58-75 L	31-64	.484	8-22	.364	5-5	1.000	8	27	35	33.3	20	18	11	3	6	75	66.1
at North Dakota St.	12/04/2023	78-83 Lot	27-57	.474	12-24	.500	17-32	.531	10	30	40	34.0	17	17	11	5	3	83	67.8
New Orleans	12/09/2023	87-82 W	33-73	.452	7-19	.368	9-14	.643	17	30	47	35.2	20	12	13	3	5	82	69.1
Montana	12/17/2023	75-86 L	28-58	.483	7-23	.304	23-27	.852	11	33	44	35.9	12	16	9	2	4	86	70.5
Santa Clara	12/20/2023	81-78 W	29-58	.500	14-30	.467	6-10	.600	9	23	32	35.6	20	18	14	2	2	78	71.1
at Wyoming	01/02/2024	73-75 L	24-57	.421	4-12	.333	23-25	.920	7	26	33	35.4	10	10	5	1	6	75	71.4
Boise St.	01/05/2024	69-78 L	28-57	.491	8-18	.444	14-18	.778	12	31	43	35.9	15	14	15	1	2	78	71.8
San Diego St.	01/09/2024	78-81 L	27-57	.474	6-18	.333	21-29	.724	13	24	37	36.0	19	10	8	4	4	81	72.4
<b>Total</b>		<b>1158</b>	<b>411-930</b>	<b>.442</b>	<b>105-304</b>	<b>.345</b>	<b>231-322</b>	<b>.717</b>	<b>161</b>	<b>415</b>	<b>576</b>	<b>36.0</b>	<b>261</b>	<b>191</b>	<b>186</b>	<b>39</b>	<b>71</b>	<b>1158</b>	<b>72.4</b>
San Jose St.		1204	437-942	.464	143-412	.347	187-268	.698	133	392	525	32.8	271	225	167	61	93	1204	75.3

**Opponents Averages**

Games Played	Points/game	FG Pct	3FG Pct	FT Pct	Rebounds/game	Assists/game	Turnovers/game	Assist/Turnover ratio	Steals/game	Blocks/game
16	72.4	44.2	34.5	71.7	36.0	11.9	11.6	1.0	4.4	2.4

**San Jose State Player Game Highs**

Points	30	Myron (MJ) Amey Jr., vs. Boise St, 1/5
FG Made	11	Tibet Görener, vs. Bethesda, 11/9
	11	Myron (MJ) Amey Jr., vs. New Orleans, 12/9
	11	Myron (MJ) Amey Jr., vs. Boise State, 1/5
FG Attempts	19	Myron (MJ) Amey, vs. New Orleans, 12/9
3-Pt. FG Made	5	Myron (MJ) Amey Jr., vs. Boise St, 1/5
3-Pt. FG Attempts	10	Myron (MJ) Amey Jr., vs. Boise St, 1/5
Free Throws Made	8	Latrell Davis, vs. Bethesda, 11/9
	8	Myron (MJ) Amey Jr., vs. San Diego St 1/9
Free Throws Attempts	10	Latrell Davis, vs. Bethesda, 11/9
Rebounds	11	Adrame Diongue, vs. Bethesda, 11/9
Assists	10	Alvaro Cardenas, vs. New Orleans, 12/9
	10	Alvaro Cardenas, vs. Santa Clara, 12/20
Steals	4	Myron (MJ) Amey Jr., vs. Santa Clara, 12/20
Blocked Shots	4	Adrame Diongue, at Wyoming, 1/2
	4	Adrame Diongue, vs. Boise St, 1/5
Turnovers	4	Tibet Görener, vs. UC Irvine, 11/7
	4	Adrame Diongue, vs. Bethesda, 11/9
	4	Alvaro Cardenas, at Texas Tech, 11/12
	4	Adrame Diongue, at Texas Tech, 11/12
	4	Myron (MJ) Amey Jr., 1/5
Fouls	5	Adrame Diongue, vs. UC Irvine, 11/7
	5	Adrame Diongue, at Texas Tech, 11/12
	5	Adrame Diongue, vs. North Dakota St, 11/27
	5	Adrame Diongue, at Cal Poly, 11/29
	5	Trey Anderson, at Cal Poly, 11/29
	5	Adrame Diongue, at North Dakota St, 12/4
	5	William Humer, vs. Santa Clara, 12/20
	5	Adrame Diongue, vs. San Diego State, 1/9

**San Jose State Game Highs**

Points	117	vs. Bethesda, 11/9
Points, Half	61	vs. Bethesda, 11/9
FG Made	44	vs. Bethesda, 11/9
FG Attempts	75	vs. Bethesda, 11/9
FG Percentage	587	vs. Bethesda, 11/9
3-Pt. FG Made	16	vs. Norfolk St, 11/18
3-Pt. FG Attempts	32	vs. Norfolk St, 11/18
Free Throws Made	23	vs. San Diego St, 1/9
Free Throws Attempts	25	vs. New Orleans, 12/9
	25	vs. San Diego St, 1/9
Rebounds	48	vs. Bethesda, 11/9
Assists	28	vs. Bethesda, 11/9
Steals	9	vs. Bethesda, 11/9
	9	vs. New Orleans, 12/9
Blocked Shots	7	at Texas Tech, 11/12
	7	at Cal Poly, 11/29
	7	at Wyoming, 1/2
Turnovers	16	at Texas Tech, 11/12
	16	at Montana, 12/2
Fouls	23	vs. San Diego St, 1/9

**San Jose State Game Lows**

Points	42	at Texas Tech, 11/12
Points, Half	21 (both halves)	at Texas Tech, 11/12
FG Made	18	at Texas Tech, 11/12
FG Attempts	50	vs. UC Irvine, 11/7
	50	at Montana, 12/2
FG Percentage	340	at Texas Tech, 11/12
3-Pt. FG Made	4	at Texas Tech, 11/12
3-Pt. FG Attempts	17	at Montana, 12/2
Free Throws Made	2	at Texas Tech, 11/12
Free Throws Attempts	6	at Texas Tech, 11/12
Rebounds	23	vs. Boise St, 1/5
Assists	6	at Texas Tech, 11/12
Steals	2	at Texas Tech, 11/12
Blocked Shots	0	vs. San Diego St, 1/9
Turnovers	5	vs. Montana, 12/17
Fouls	12	vs. New Orleans, 12/9

**Opponent Player Game Highs**

Points	31	Jonathan Ileleji, Bethesda, 11/9
	31	Jaedon LeDee, San Diego St, 1/9
FG Made	11	Jonathan Ileleji, Bethesda, 11/9
	11	O'Mar Stanley, Boise St, 1/5
FG Attempts	25	Jordan Johnson, New Orleans, 12/9
3-Pt. FG Made	9	Carlos Marshall Jr., Santa Clara, 12/20
3-Pt. FG Attempts	14	Carlos Marshall Jr., Santa Clara, 12/20
Free Throws Made	14	Jaedon LeDee, San Diego St, 1/9
Free Throws Attempts	19	Jaedon LeDee, San Diego St, 1/9
Rebounds	15	Laolu Oke, Montana, 12/17
Assists	7	Money Williams, Montana, 12/17
Steals	5	Jonathan Ileleji, Bethesda, 11/9
Blocked Shots	3	Kaluel Mading, Norfolk State, 11/18
Fouls	5	Michael Henry, Bethesda, 11/9
	5	Jah Short, New Orleans, 12/9
	5	Cameron Tongue, Santa Clara, 12/20

**Opponent Game Highs**

Points	83	North Dakota St, 12/4
FG Made	33	New Orleans, 12/9
FG Attempts	64	Montana, 11/9
FG Percentage	500	Cal Poly, 11/29
	500	Santa Clara, 12/20
3-Pt. FG Made	14	Santa Clara, 12/20
3-Pt. FG Attempts	30	Bethesda, 11/9
Free Throws Made	23	Montana, 12/27
	23	Wyoming, 1/2
Free Throw Attempts	32	North Dakota St, 12/4
Rebounds	47	New Orleans, 12/9
Assists	18	Montana, 12/2
	18	Santa Clara, 12/20
Steals	8	Bethesda, 11/9
Blocked Shots	7	Cal Poly, 11/29
Turnovers	15	UC Irvine, 11/7
	15	Bethesda, 11/9
	15	Boise St, 1/5
Fouls	21	UC Irvine, 11/7

**Opponent Game Lows**

Points	53	Norfolk State, 11/18
Points, Half	19	Hampton, 11/20
FG Made	19	Hampton, 11/20
FG Attempts	49	Hampton, 11/20
FG Percentage	390	Texas Tech, 11/12
3-Pt. FG Made	2	UC Irvine, 11/7
	2	Norfolk State, 11/18
3-Pt. FG Attempts	12	UC Irvine, 11/7
	12	Wyoming, 1/2
Free Throws Made	7	Texas Tech, 11/12
Free Throws Attempts	11	Texas Tech, 11/12
Rebounds	24	Bethesda, 11/9
Assists	5	Bethesda, 11/9
Steals	1	Abilene Christian, 11/17
Blocked Shots	0	Bethesda, 11/9
	0	North Dakota St, 11/27
Turnovers	5	Wyoming, 1/2
Fouls	10	Wyoming, 1/2



## THE LAST TIME.....

### A PLAYER SCORED 30 OR MORE POINTS:

30, by Myron (MJ) Amey Jr., vs. Boise State, Jan. 5, 2024

### AN OPPONENT SCORED 30 OR MORE POINTS:

31, by Jaedon LeDee, San Diego State, Jan. 9, 2024

### A PLAYER COLLECTED 20 OR MORE REBOUNDS:

20, by Wil Carter, at Hawai'i, Jan. 7, 2012.

### AN OPPONENT COLLECTED 20 OR MORE REBOUNDS:

20, by Nico Carvacho, Colorado State, Feb. 10, 2018

### A PLAYER COLLECTED 10 OR MORE ASSISTS:

10, by Alvaro Cardenas, vs. Santa Clara, Dec. 20, 2023

### AN OPPONENT COLLECTED 10 OR MORE ASSISTS:

10, by Isaiah Stevens, Colorado State, Dec. 31, 2022

### A PLAYER HAD 5 OR MORE STEALS:

5, by Omari Moore, vs. UNLV, Feb. 19, 2021

### AN OPPONENT HAD 5 OR MORE STEALS:

5, by Jaelen House, New Mexico, Feb. 17, 2022

### A PLAYER HAD 5 OR MORE BLOCKED SHOTS:

5, by Ibrahima Diallo, at Boise State, Jan. 3, 2023

### AN OPPONENT HAD 5 OR MORE BLOCKED SHOTS:

6, by Lucas Moerman, Air Force, Jan. 25, 2022

### A PLAYER MADE 10 OR MORE FIELD GOALS:

11, by Myron (MJ) Amey Jr., vs. Boise State, Jan. 5, 2024

### AN OPPONENT MADE 10 OR MORE FIELD GOALS:

11, by O'Mar Stanley, Boise State, Jan. 5, 2024

### A PLAYER ATTEMPTED 20 OR MORE FIELD GOALS:

25, by Omari Moore, vs. Nevada, March 9, 2023

### AN OPPONENT ATTEMPTED 20 OR MORE FIELD GOALS:

20, by Sam Griffin, Wyoming, Jan. 2, 2024

### A PLAYER MADE 10 OR MORE FREE THROWS:

12, by Seneca Knight, vs. UNLV, Feb. 29, 2020

### AN OPPONENT MADE 10 OR MORE FREE THROWS:

14, by Jaedon LeDee, San Diego State, Jan. 9, 2024

### A PLAYER MADE 5 OR MORE 3-PT FIELD GOALS:

5, by Myron (MJ) Amey Jr., vs. Boise State, Jan. 5, 2024

### AN OPPONENT MADE 5 OR MORE 3-PT FIELD GOALS:

9, by Carlos Marshall Jr., Santa Clara, Dec. 20, 2023

### A PLAYER ATTEMPTED 10 OR MORE 3-PT FGS:

10, by Myron (MJ) Amey Jr., vs. Boise State, Jan. 5, 2024

### AN OPPONENT ATTEMPTED 10 OR MORE 3-PT FIELD GOALS:

14, by Carlos Marshall Jr., Santa Clara, Dec. 20, 2023

### SAN JOSÉ STATE SCORED 100 OR MORE POINTS:

117 (117-72 win) vs. Bethesda, Nov. 9, 2023

### AN OPPONENT SCORED 100 OR MORE POINTS:

111 (111-80 loss) vs. Wyoming, Mar. 10, 2021

### SJSU SHOT AT LEAST 60% FROM THE FIELD IN A GAME:

60.7 (34-56) at Air Force, Jan. 14, 2017

### A TEAM SHOT AT LEAST 60% FROM THE FIELD IN A GAME VS. SJSU:

60.7 (34-56) by New Mexico, Feb. 17, 2023

### SAN JOSÉ STATE HAD TWO PLAYERS SCORE 20 POINTS IN A GAME:

21, Alvaro Cardenas; 20, Myron (MJ) Amey Jr., vs. San Diego State, Jan. 9, 2024

### SAN JOSÉ STATE HAD THREE OR MORE PLAYERS WITH 10 OR MORE REBOUNDS IN A GAME:

13 by Ashtin Chastain, 12 by Michael Steadman, 12 by Craig LeCesne vs. Air Force, Jan. 26, 2019

### SAN JOSÉ STATE HAD FIVE OR MORE PLAYERS WITH 10 OR MORE POINTS IN A GAME:

17 by Myron (MJ) Amey Jr., 14 by Alvaro Cardenas, 12 by Latrell Davis, 12 by Tibet Görener, 11 by Alvaro Cardenas, 10 by Adrame Diongue vs. Santa Clara, Dec. 20, 2023

### SAN JOSÉ STATE HAD TWO OR MORE PLAYERS WITH 10 OR MORE POINTS & 10 OR MORE REBOUNDS IN A GAME:

38 points and 12 rebounds by Richard Washington, 15 points and 12 rebounds by Omari Moore, vs. Fresno Pacific, Dec. 9, 2020

### A SAN JOSÉ STATE PLAYER SCORED 30 OR MORE POINTS IN SUCCESSIVE GAMES:

30, vs. Nevada, on Feb. 12, 2011, and 35, vs. Montana State on Feb. 15, 2011, by Adrian Oliver.

### A SAN JOSÉ STATE PLAYER SCORED 20 OR MORE POINTS AND COLLECTED 20 OR MORE REBOUNDS IN A GAME:

21 points and 20 rebounds on Jan. 7, 2012, by Wil Carter.

### SAN JOSÉ STATE WON BY 30 OR MORE POINTS:

45 (117-72) vs. Bethesda, November 9, 2023

### SAN JOSÉ STATE LOST BY 30 OR MORE POINTS:

41 (99-58) at #11 Arkansas, Dec. 3, 2022

### SAN JOSÉ STATE WON FIVE OR MORE STRAIGHT GAMES:

5, Dec. 5, 1998 through Dec. 27, 1998

### SAN JOSÉ STATE WON AN IN-SEASON TOURNAMENT:

2011 Elgin Baylor Classic in Seattle, Wash.

### SAN JOSÉ STATE BEAT A NATIONALLY-RANKED TEAM:

Alabama was ranked 19th in the Associated Press poll on Dec. 27, 1996, when San José State posted a 60-59 overtime win in the Comerica Cable Car Classic.

### A SPARTAN HAD A TRIPLE-DOUBLE

18 pts, 10 reb., 10 assists, by Omari Moore, vs. New Mexico, Feb. 20, 2022

# 2022-23 San José State Men's Basketball

18-18-18-18



Official Basketball Box Score - Final  
**UC Irvine at San Jose St.**  
 11/07/23 Provident Credit Union Event Center, San Jose, CA  
 2023-24 Men's Basketball

Game Time: 7:00 PM  
 Game Duration: 1:57  
 Attendance: 1,821

Officials: Greg Nixon, Gerry Pollard, Tony Padilla

NO.	Name	Min	FG		3P		FT		Rebounds		Fouls		TP	AS	TO	ST	Blocks		+/-
			M-A	M-A	M-A	M-A	OR	DR	PF	FD	BS	BA							
11	Devin Tillis	26:07	4-9	0-2	4-4	1	4	5	4	2	12	2	1	1	0	0	0	-3	
15	Bent Leuchten	22:38	4-9	0-1	6-9	2	4	4	1	6	14	1	1	1	0	0	-2		
2	Justin Hohn	27:11	3-9	2-5	0-2	0	4	4	2	2	8	0	3	0	0	0	-2		
3	Pierre Crockrell II	22:30	2-5	0-0	0-0	0	0	0	3	0	4	5	2	0	0	1	-1		
4	Andre Henry	27:50	3-8	0-1	1-2	1	5	6	0	1	7	1	0	2	0	1	-8		
21	Langston Redfield	13:01	0-1	0-0	0-0	1	0	1	0	0	0	1	2	0	1	1	-8		
1	Derin Saran	17:30	3-5	0-1	2-4	0	1	1	1	4	8	0	1	0	0	0	-9		
13	Hayden Welling	02:56	0-0	0-0	0-0	0	0	0	0	0	0	0	1	0	0	0	-1		
31	Dean Keeler	12:58	2-5	0-0	3-5	0	2	2	3	4	7	1	1	0	0	0	-7		
0	Dylan Thorneer	11:58	0-2	0-0	0-0	0	1	1	0	0	0	0	1	0	0	0	-4		
43	Akiva McBirney-Griffin	04:24	1-1	0-0	0-0	0	0	0	0	1	2	0	0	0	0	0	1		
10	Ofure Ujadughele	10:57	1-1	0-0	0-0	1	3	4	0	2	0	3	1	0	0	0	-4		
Team						1	0	1			0								
<b>Totals</b>		23:55	2-12	16-26	7	24	31	21	19	64	11	15	7	1	3	-8			

Technical Fouls: NONE

NO.	Name	Min	FG		3P		FT		Rebounds		Fouls		TP	AS	TO	ST	Blocks		+/-
			M-A	M-A	M-A	M-A	OR	DR	PF	FD	BS	BA							
5	Tibet Gorener	32:33	4-8	3-4	6-6	2	3	5	0	3	17	0	4	0	1	0	1		
15	Trey Anderson	33:37	7-9	2-3	3-4	0	4	4	2	6	19	2	0	2	1	0	18		
4	Adrame Diongue	14:56	3-4	0-0	0-0	1	3	4	5	0	6	1	1	1	0	0	0		
0	Myron Amey Jr.	28:08	3-8	0-2	6-6	0	5	5	1	5	12	1	2	0	0	0	8		
13	Alvaro Cardenas	35:15	4-11	1-4	2-3	1	1	2	3	4	11	7	2	2	0	1	5		
6	Latrell Davis	13:56	0-1	0-0	0-2	1	2	3	1	0	1	1	0	1	0	0	3		
21	William Humer	25:04	2-8	1-7	2-2	0	4	4	2	7	1	3	0	0	0	0	8		
2	Rickey Mitchell Jr.	03:40	0-1	0-1	0-0	0	0	0	0	0	0	1	0	0	0	0	1		
25	Ryen Perry	12:51	0-0	0-0	0-0	0	2	2	1	0	0	0	0	0	1	0	-4		
Team						0	1	1			0								
<b>Totals</b>		23:50	7-21	19-23	5	25	30	19	21	72	13	15	7	3	1	8			

Technical Fouls: NONE

UCI	SJSU	Points from Turnovers	UCI	SJSU	Period by Period Scoring		
					1st	2nd	TOT
3 (1st 19:31)	13 (2nd 12:12)	13	13	24	40	64	
7 (2nd 10:01)	9 (2nd 12:12)	38	24	24	48	72	
5	2	9	2				
4	10	10	10				
02:10	33:43	19	7				



Official Basketball Box Score - Final  
**San Jose St. at Texas Tech**  
 11/12/23 United Supermarkets Arena, Lubbock  
 2023-24 Men's Basketball

Game Time: 1:00 PM  
 Game Duration: 1:55  
 Attendance: 10,443

Officials: Darron George, Chris Pacsi, James Duke

NO.	Name	Min	FG		3P		FT		Rebounds		Fouls		TP	AS	TO	ST	Blocks		+/-
			M-A	M-A	M-A	M-A	OR	DR	PF	FD	BS	BA							
5	Tibet Gorener	36:50	0-7	0-4	0-0	0	3	0	3	1	0	0	3	1	1	2	-12		
15	Trey Anderson	35:41	4-9	1-5	0-2	3	2	5	2	2	9	0	1	0	1	0	-15		
4	Adrame Diongue	20:27	3-3	0-0	1-2	3	3	6	5	4	7	1	4	0	2	0	1		
0	Myron Amey Jr.	23:30	2-11	0-4	1-2	0	2	2	1	1	5	0	0	0	2	0	-10		
13	Alvaro Cardenas	34:46	6-15	2-7	0-0	2	2	3	0	14	4	4	1	1	0	-14			
6	Latrell Davis	08:44	1-2	1-2	0-0	1	0	1	0	3	0	2	0	0	0	-6			
21	William Humer	19:34	1-3	0-2	0-0	0	3	2	2	2	0	1	0	0	0	-15			
2	Rickey Mitchell Jr.	04:39	0-0	0-0	0-0	0	0	0	0	0	0	0	0	0	0	2			
25	Ryen Perry	15:51	1-3	0-1	0-0	0	5	5	1	0	2	1	1	0	0	-1			
Team						0	1	1			0								
<b>Totals</b>		18:53	4-25	2-6	9	19	28	16	9	42	6	16	2	7	2	-14			

Technical Fouls: Diongue 2<sup>nd</sup>:56

NO.	Name	Min	FG		3P		FT		Rebounds		Fouls		TP	AS	TO	ST	Blocks		+/-
			M-A	M-A	M-A	M-A	OR	DR	PF	FD	BS	BA							
5	Darrion Williams	32:45	4-8	1-2	0-0	3	3	6	1	1	9	2	1	2	0	0	16		
22	Warren Washington	24:30	4-8	0-0	0-3	3	2	5	3	2	8	1	1	1	1	0	5		
2	Pop Isaacs	34:24	1-7	1-4	5-6	2	5	7	0	3	8	5	1	2	0	0	17		
6	Joe Toussaint	34:47	4-11	1-5	1-1	0	3	3	1	5	10	1	0	0	0	1	14		
35	Devan Cambridge	28:23	7-12	0-1	1-1	2	3	5	4	2	15	0	2	0	1	1	7		
1	Lamar Washington	13:02	2-6	0-1	0-0	1	3	4	1	1	4	0	1	0	0	-1			
0	Chance McMillian	25:51	1-5	0-0	0-0	2	4	6	1	1	2	1	0	2	0	1	14		
25	Robert Jennings	01:43	0-1	0-0	0-0	0	0	0	0	0	0	0	0	0	0	-2			
23	Eemeli Yalaho	04:35	0-1	0-0	0-0	0	0	0	0	0	0	0	0	0	0	1	0		
Team						1	3	4			0								
<b>Totals</b>		23:59	3-16	7-11	14	26	40	11	15	56	10	11	7	2	7	14			

Technical Fouls: Cambridge 2<sup>nd</sup>:8, 01:11 Washington 2<sup>nd</sup>:56

SJS	TTU	Points from Turnovers	SJS	TTU	Period by Period Scoring		
					1st	2nd	TOT
4 (2nd 18:00)	14 (2nd 0:23)	4	19	21	21	42	
5 (1st 11:59)	10 (2nd 0:23)	22	38	21	21	42	
19	6	13	6				
5	2	6	6				
18:31	18:20	7	6				



Official Basketball Box Score - Final  
**Bethesda (CA) at San Jose St.**  
 11/09/23 Provident Credit Union Event Center, San Jose, CA  
 2023-24 Men's Basketball

Game Time: 6:00 PM  
 Game Duration: 1:41  
 Attendance: 1,484

Officials: Verne Harris, Michael Greenstein, Doug Sturdivan

NO.	Name	Min	FG		3P		FT		Rebounds		Fouls		TP	AS	TO	ST	Blocks		+/-
			M-A	M-A	M-A	M-A	OR	DR	PF	FD	BS	BA							
0	Stephen Perry	27:55	5-11	3-7	2-2	0	1	1	2	4	15	1	3	0	0	0	-26		
1	Jonathan Joseph	21:51	2-4	1-1	5-6	0	0	0	3	2	10	1	0	1	0	2	-20		
10	Jonathan Ieleji	36:18	11-23	3-9	6-8	0	3	3	1	5	31	0	2	5	0	1	-37		
23	Michael Henry	20:09	2-7	0-2	0-0	0	2	2	5	2	4	0	3	0	0	2	-21		
24	Selah Robins	29:16	1-4	0-0	0-0	1	5	6	2	0	2	0	1	0	0	0	-28		
4	Amare Chapel	12:37	2-4	1-3	0-0	0	1	1	1	0	5	1	1	0	0	0	-18		
21	Andre Wright	24:19	0-2	0-1	0-0	0	4	4	3	1	0	1	1	2	0	0	-31		
15	Kizhnie Blunt	02:59	0-0	0-0	0-0	0	1	1	1	0	0	0	1	0	0	0	-3		
33	Jayland Reed	11:27	1-4	1-3	0-0	0	1	1	1	0	3	0	1	0	0	0	-16		
32	Timmy Yee	09:27	0-0	0-0	0-0	1	0	1	0	0	1	2	0	0	0	-17			
13	Michael Plumley	03:42	1-2	0-0	0-0	0	0	0	0	0	2	0	0	0	0	0			
Team						1	3	4			0								
<b>Totals</b>		25:61	9-26	13-16	3	21	24	21	14	72	5	15	8	0	5	-45			

Technical Fouls: Coach 1<sup>st</sup>:3, 40

NO.	Name	Min	FG		3P		FT		Rebounds		Fouls		TP	AS	TO	ST	Blocks		+/-
			M-A	M-A	M-A	M-A	OR	DR	PF	FD	BS	BA							
5	Tibet Gorener	25:24	11-15	4-5	0-1	3	6												

# 2022-23 San José State Men's Basketball

19-19-19-19



Official Basketball Box Score - Final  
**Norfolk St. at San Jose St.**  
 11/18/23 UVI Sports and Fitness Center, Charlotte Amalie West  
 2023-24 Men's Basketball

Game Time: 3:15 PM  
 Game Duration: 2:00

Officials: Ben Stirt, Bobby Lineberger, Devyn Page

NO.	Name	Min	FG			3P			FT			Rebounds			Fouls			TP	AS	TO	ST	Blocks			+/-
			M	A	%	M	A	%	M	A	%	OR	DR	TOT	PF	FF	FD					BS	BS	BA	
7	Kuluel Mading	F 28:32	4-10	0-2	1-4	0	1	3	3	9	0	1	0	3	1	0	0	3	1	-17					
50	Nyzaiah Chambers	F 25:48	4-9	0-1	1-7	3	2	5	1	5	9	1	3	2	0	0	0	-16							
0	Christian Ings	G 13:31	2-4	0-1	0-0	0	0	0	2	4	2	1	0	0	0	0	-15								
9	Allen Bertrand	G 23:60	3-7	0-0	1-2	1	2	3	1	5	7	1	1	0	0	1	-25								
11	Jaylani Darden	G 22:16	1-6	0-2	4-4	0	5	5	1	2	6	0	2	0	0	1	-9								
5	Tyrese Jenkins	17:19	0-2	0-0	1-3	4	3	4	3	0	0	0	1	1	0	0	-15								
13	Daryl Anderson	19:52	1-2	1-2	0-0	2	2	2	2	3	0	0	2	0	0	3									
8	Tyrel Bladen	05:33	0-3	0-0	0-0	1	0	1	0	0	0	0	0	0	1	1	-3								
6	Jamari Thomas	24:41	5-9	1-3	4-4	0	3	3	2	3	15	3	2	0	0	0	-8								
42	Chris Fields Jr.	08:39	0-2	0-1	0-0	1	2	3	3	0	0	1	0	0	0	1	-5								
2	Terrance Jones	08:01	0-1	0-1	0-0	0	0	0	0	0	0	0	0	0	0	0	-9								
3	Gilbert Brown	01:48	0-1	0-0	0-0	0	0	0	0	1	0	0	0	0	0	0	-1								
Team																									
Totals			20-56	2-15	11-21	10	21	31	19	18	53	8	11	5	4	5	-24								

Shooting By Period	
1st FG%	10-30 33.3%
3PT%	1-8 12.5%
FT%	3-8 37.5%
2nd FG%	10-26 38.5%
3PT%	1-7 14.3%
FT%	8-13 61.5%
GM FG%	20-56 35.7%
3PT%	2-15 13.3%
FT%	11-21 52.4%

Dead Ball Rebounds: 4, 0



Official Basketball Box Score - Final  
**San Jose St. at Hampton**  
 11/20/23 UVI Sports and Fitness Center, Charlotte Amalie West  
 2023-24 Men's Basketball

Game Time: 3:45 PM  
 Game Duration: 1:54  
 Attendance: 376

Officials: JP Primm, Ben Stirt, Devyn Page

NO.	Name	Min	FG			3P			FT			Rebounds			Fouls			TP	AS	TO	ST	Blocks			+/-	
			M	A	%	M	A	%	M	A	%	OR	DR	TOT	PF	FF	FD					BS	BS	BA		
5	Tibet Gorener	F 37:18	6-14	3-8	0-1	0	1	1	2	15	0	0	0	0	0	0	1	26								
15	Trey Anderson	F 34:30	5-10	2-4	0-0	3	1	4	3	12	4	0	1	3	0	0	12									
4	Joshua Lusane	F 25:51	6-7	1-1	4-4	2	5	7	3	3	17	1	3	0	0	0	21									
0	Tedrick Wilcox Jr.	G 32:06	4-7	1-4	2-2	0	6	6	1	3	11	2	4	2	0	0	-21									
1	Tristan Maxwell	G 30:28	1-9	0-0	0-0	2	2	1	0	2	3	4	0	0	0	-25										
11	Amir Nesbitt	G 30:32	1-3	1-3	0-0	0	0	0	1	0	3	3	0	0	0	-25										
1	Tristan Maxwell	04:15	0-1	0-0	0-0	1	0	1	0	0	0	0	0	0	0	-7										
21	Ja'Von Benson	08:52	2-2	0-0	2-2	0	2	2	1	6	0	0	0	1	0	6										
24	Ford Cooper Jr.	17:24	2-4	0-1	0-0	1	1	2	0	4	0	2	0	0	0	8										
15	Jerry Deng	06:38	1-3	0-1	0-0	2	3	5	0	2	3	0	0	0	0	2										
23	Daniel Banister	08:14	0-2	0-1	0-0	0	0	0	0	1	0	0	0	0	0	2										
Team																										
Totals			28-59	10-27	5-12	11	18	29	13	11	71	10	10	10	4	1	19									

Shooting By Period	
1st FG%	11-28 39.3%
3PT%	4-14 28.6%
FT%	3-6 50%
2nd FG%	17-31 54.8%
3PT%	6-13 46.2%
FT%	2-6 33.3%
GM FG%	28-59 47.5%
3PT%	10-27 37.0%
FT%	5-12 41.7%

Dead Ball Rebounds: 2, 0

NO.	Name	Min	FG			3P			FT			Rebounds			Fouls			TP	AS	TO	ST	Blocks			+/-	
			M	A	%	M	A	%	M	A	%	OR	DR	TOT	PF	FF	FD					BS	BS	BA		
3	Kyrese Mullen	F 35:39	2-11	1-7	2-2	1	3	4	4	5	7	0	5	1	0	2	-23									
4	Joshua Lusane	F 25:51	6-7	1-1	4-4	2	5	7	3	3	17	1	3	0	0	0	-12									
0	Tedrick Wilcox Jr.	G 32:06	4-7	1-4	2-2	0	6	6	1	3	11	2	4	2	0	0	-21									
1	Tristan Maxwell	G 30:28	1-9	0-0	0-0	2	2	1	0	2	3	4	0	0	0	-25										
11	Amir Nesbitt	G 30:32	1-3	1-3	0-0	0	0	0	1	0	3	3	0	0	0	-25										
1	Tristan Maxwell	04:15	0-1	0-0	0-0	1	0	1	0	0	0	0	0	0	0	-7										
21	Ja'Von Benson	08:52	2-2	0-0	2-2	0	2	2	1	6	0	0	0	1	0	6										
24	Ford Cooper Jr.	17:24	2-4	0-1	0-0	1	1	2	0	4	0	2	0	0	0	8										
15	Jerry Deng	06:38	1-3	0-1	0-0	2	3	5	0	2	3	0	0	0	0	2										
23	Daniel Banister	08:14	0-2	0-1	0-0	0	0	0	0	1	0	0	0	0	0	2										
Team																										
Totals			19-49	4-20	10-10	10	25	35	11	13	52	9	22	3	1	4	-19									

Shooting By Period	
1st FG%	12-27 44.4%
3PT%	3-11 27.3%
FT%	6-8 100%
2nd FG%	7-22 31.8%
3PT%	1-9 11.1%
FT%	4-4 100%
GM FG%	19-49 38.8%
3PT%	4-20 20.0%
FT%	10-10 100%

Dead Ball Rebounds: 2, 0

Biggest lead		SJSU	HAMP	Points from Turnovers		SJSU	HAMP	Period by Period Scoring			
Biggest lead		19 (2nd 1:24)	6 (1st 0:50)	Points from Turnovers		22	13	Period by Period Scoring			
Best Scoring Run		12 (2nd 15:02)	14 (1st 9:00)	Paint		29	26	Period by Period Scoring			
Lead Changes		4		Second Chance		11	9	Period by Period Scoring			
Times Tied		3		Fast Breaks		6	4	Period by Period Scoring			
Time with Lead		27:30	09:58	Bench		0	12	Period by Period Scoring			
				SJSU		29	42	Period by Period Scoring			
				HAMP		33	19	Period by Period Scoring			
				SJSU		29	42	Period by Period Scoring			
				HAMP		33	19	Period by Period Scoring			



Official Basketball Box Score - Final  
**North Dakota St. at San Jose St.**  
 11/27/23 Provident Credit Union Event Center, San Jose, CA  
 2023-24 Men's Basketball

Game Time: 8:00 PM  
 Game Duration: 1:43  
 Attendance: 1,322

Officials: Tony Padilla, Keith Kimble, John Gaffney

NO.	Name	Min	FG			3P			FT			Rebounds			Fouls			TP	AS	TO	ST	Blocks			+/-
			M	A	%	M	A	%	M	A	%	OR	DR	TOT	PF	FF	FD					BS	BS	BA	
5	Jeremiah Burke	F 21:15	3-4	0-1	0-1	0	3	3	1	1	6	0	2	0	0	0	3								
23	Andrew Morgan	F 23:37	2-3	0-0	6-10	1	5	6	4	7	10	2	3	0	0	0	-3								
10	Damari Wheeler-Thomas	G 34:21	6-13	0-2	6-6	0	4	4	4	18	3	1	0	0	0	-11									
11	Jacari White	G 29:49	2-9	2-7	2-2	0	4	4	1	2	8	0	0	0	0	-11									
14	Boden Skunberg	G 36:21	5-16	2-5	1-1	0	3	3	3	13	0	1	1	0	3	-15									
12	Lance Waddles	15:50	1-4	1-4	1-2	0	2	2	2	1	4	1	0	0	0	-4									
13	Darik Dissette	22:24	2-3	0-0	0-0	2	2	2	0	4	2	0	2	0	1	-14		</							

# 2022-23 San José State Men's Basketball

20-20-20-20



Official Basketball Box Score - Final  
**San Jose St. at Montana**  
 12/02/23 Dahlberg Arena, Missoula  
 2023-24 Men's Basketball

Game Time: 1:00 PM  
 Game Duration: 1:46  
 Attendance: 2,504

Officials: Chad Shepherd, Justin Albrecht, Tommy Johnson

San Jose St. - 58		Record: 5-4												
NO.	Name	Min	FG	3P	FT	Rebounds	Fouls	TP	AS	TO	ST	Blocks	+	-
			M-A	M-A	M-A	OR DR TOT	PF FD					BS BA		
5	Tibet Gorener	F 28:50	1-7	1-4	2-3	1 6 7	1 2 5	0	1	1	1	1	1	-17
15	Trey Anderson	F 25:37	2-8	1-3	0-2	0 5 5	3 3 5	0	0	0	0	1	1	-14
4	Adrame Diongue	C 13:12	2-3	0-0	1-2	0 2 2	2 1 5	0	3	1	1	0	1	-15
0	Myron Amey Jr.	G 19:42	0-4	0-2	0-0	0 1 1	1 3 0	2	2	0	0	0	1	-17
13	Alvaro Cardenas	G 28:12	4-6	1-1	0-0	0 2 2	0 1 9	5	3	1	0	0	0	-22
21	William Humer	16:23	5-7	0-1	1-1	0 0 0	0 2 11	1	1	0	0	0	0	-5
1	Garrett Anderson	17:24	2-3	0-0	2-2	1 1 2	0 2 6	0	0	0	0	0	0	-4
6	Latrell Davis	13:13	3-4	0-0	3-4	0 1 1	0 3 9	0	1	0	0	0	0	-4
23	Diogo Seixas	07:28	0-2	0-1	0-0	0 2 2	1 2 0	0	0	3	0	0	0	-2
2	Rickey Mitchell Jr.	18:23	3-6	2-5	0-0	1 0 1	0 1 8	1	1	2	0	0	0	-1
7	Pasha Goodarzi	05:42	0-0	0-0	0-0	0 0 0	0 0 0	0	0	1	0	0	0	6
20	Christian Wise	02:57	0-0	0-0	0-0	0 0 2	0 2 0	0	0	0	0	0	0	5
24	Bennett Blackerby	02:57	0-0	0-0	0-0	0 0 0	0 0 0	0	0	0	0	0	0	5
Team						1 3 4		0	0					
Totals		22:50	5-17	9-14	4 25 29	10 20 58	9 16 5 3 3 17							

Shooting By Period	
1st FG%	9-25 36.0%
3PT%	3-8 37.5%
FT%	3-7 42.9%
2nd FG%	13-25 52.0%
3PT%	2-9 22.2%
FT%	6-7 85.7%
GM FG%	22-50 44.0%
3PT%	5-17 29.4%
FT%	9-14 64.3%

Dead Ball Rebounds: 2, 0

Montana - 75		Record: 3-4												
NO.	Name	Min	FG	3P	FT	Rebounds	Fouls	TP	AS	TO	ST	Blocks	+	-
			M-A	M-A	M-A	OR DR TOT	PF FD					BS BA		
21	Laolu Oke	F 19:38	2-2	0-0	0-0	1 4 5	2 0 4	1	1	0	1	0	0	23
24	Dischon Thomas	F 15:41	2-8	1-3	0-0	0 2 2	1 0 5	3	0	1	0	0	0	14
0	Money Williams	G 29:20	9-17	2-3	1-1	2 7 9	4 2 21	2	2	2	0	0	1	6
3	Josh Vazquez	G 19:27	3-5	3-5	0-0	2 2 2	2 0 9	2	1	2	0	0	0	6
11	Aanen Moody	G 26:12	0-6	0-4	3-3	0 2 2	2 3 3	3	2	0	0	0	1	15
12	Brandon Whitney	24:34	1-4	0-1	0-0	1 2 3	1 0 2	4	0	0	0	0	0	22
4	Giordan Williams	16:36	3-6	2-4	0-0	2 2 2	2 1 8	0	1	0	1	0	0	20
32	Te'Jon Sawyer	24:10	8-10	0-1	1-1	3 1 4	5 2 17	0	4	0	1	1	0	-1
4	Blake Jones	11:12	2-4	0-1	0-0	1 1 1	1 1 4	1	0	0	0	0	0	-1
5	Jaxon Nap	04:51	1-1	0-0	0-0	0 1 1	0 0 2	1	0	0	0	0	0	-9
2	Chase Henderson	04:31	0-1	0-0	0-0	0 0 0	0 0 0	0	0	0	0	0	0	-7
23	Connor Dick	01:46	0-0	0-0	0-0	0 0 0	0 0 0	0	0	0	0	0	0	0
30	Caden Bateman	01:46	0-0	0-0	0-0	0 0 0	0 0 0	0	0	0	0	0	0	0
22	Adam Shoff	00:17	0-0	0-0	0-0	0 0 0	0 0 0	0	0	0	0	0	0	-3
Team						1 3 4		0	0					
Totals		31:64	8-22	5-5	8 27 35	20 10 75	18 11 6 3 3 17							

Shooting By Period	
1st FG%	16-33 48.5%
3PT%	4-10 40.0%
FT%	0-0 0%
2nd FG%	15-31 48.4%
3PT%	4-12 33.3%
FT%	5-5 100%
GM FG%	31-64 48.4%
3PT%	8-22 36.4%
FT%	5-5 100.0%

Dead Ball Rebounds: 0, 0

SJS		MON		Points from Turnovers		SJS		MON		Period by Period Scoring		
Biggest lead	0 (1st 20:00)	25 (2nd 9:05)	Turnovers	11	18	1st	2nd	TOT	SJS	24	34	58
Best Scoring Run	7 (1st 3:44)	9 (2nd 9:05)	Paint	34	44	MON	36	39	75			
Lead Changes	0		Second Chance	3	11							
Times Tied	0		Fast Breaks	7	11							
Time with Lead	00:00	39:02	Bench	34	33							



Official Basketball Box Score - Final  
**San Jose St. at North Dakota St.**  
 12/04/23 Scheels Center, Fargo  
 2023-24 Men's Basketball

Game Time: 7:00 PM  
 Game Duration: 2:07  
 Attendance: 1,946

Officials: Lewis Garrison, Todd Von Sossan, Steve McJunkins

San Jose St. - 78		Record: 5-5												
NO.	Name	Min	FG	3P	FT	Rebounds	Fouls	TP	AS	TO	ST	Blocks	+	-
			M-A	M-A	M-A	OR DR TOT	PF FD					BS BA		
5	Tibet Gorener	F 41:33	5-10	2-7	1-1	0 3 3	1 2 13	1	1	1	1	2	0	-4
15	Trey Anderson	F 40:00	3-8	0-3	3-3	2 2 4	3 3 9	0	0	0	0	1	1	0
4	Adrame Diongue	C 17:10	4-6	0-0	1-3	0 3 3	5 2 9	0	2	0	0	1	0	2
0	Myron Amey Jr.	G 33:49	6-15	1-5	2-4	1 5 6	4 3 15	4	0	2	0	0	0	-12
13	Alvaro Cardenas	G 40:41	9-18	0-2	4-4	0 10 10	4 5 22	4	1	1	1	0	0	-2
1	Garrett Anderson	04:42	0-2	0-0	0-0	0 1 1	0 0 0	0	0	0	0	0	0	-3
21	William Humer	09:10	0-0	0-0	0-0	0 1 1	3 0 0	0	0	1	0	0	0	0
2	Rickey Mitchell Jr.	25:10	3-6	2-5	0-0	1 1 2	3 0 0	1	0	1	0	0	0	-3
6	Latrell Davis	03:19	0-0	0-0	0-0	0 0 0	0 0 0	0	0	0	0	0	0	0
23	Diogo Seixas	09:27	1-4	0-1	0-0	0 1 1	3 0 2	0	0	0	0	0	0	-2
Team						4 1 5		0	0					
Totals		31:69	5-23	11-15	8 28 36	26 17 78	10 7 5 5 5 5							

Shooting By Period	
1st FG%	11-24 45.8%
3PT%	4-11 36.4%
FT%	0-3 0%
2nd FG%	17-33 51.5%
3PT%	1-8 12.5%
FT%	9-10 90%
OT FG%	2-7 28.6%
3PT%	0-4 0.0%
FT%	2-2 100%
GM FG%	31-69 44.9%
3PT%	5-23 21.7%
FT%	11-15 73.3%

Dead Ball Rebounds: 3, 0

North Dakota St. - 83		Record: 5-4												
NO.	Name	Min	FG	3P	FT	Rebounds	Fouls	TP	AS	TO	ST	Blocks	+	-
			M-A	M-A	M-A	OR DR TOT	PF FD					BS BA		
23	Andrew Morgan	F 15:10	4-6	1-1	1-2	0 2 2	4 3 10	0	1	0	0	0	1	0
2	Tajavis Miller	G 36:59	4-8	2-4	0-2	3 7 10	2 1 10	5	1	0	1	0	1	0
10	Damari Wheeler-Thomas	G 36:60	2-10	0-2	7-10	0 2 2	3 6 11	3	2	1	0	0	0	9
11	Jacari White	G 34:50	4-8	3-5	2-3	0 5 5	5 5 13	2	0	1	1	2	2	2
14	Boden Skunberg	G 43:34	5-13	2-6	0-0	2 6 8	0 1 12	4	4	0	0	2	2	2
34	Noah Feddersen	27:53	5-6	1-1	6-11	1 5 6	2 8 17	1	1	1	0	0	0	2
12	Lance Waddles	18:12	2-3	2-3	0-2	0 0 0	1 1 6	2	0	0	0	1	0	1
5	Jeremiah Burke	07:45	1-3	1-2	0-0	1 0 1	0 0 3	0	0	1	0	0	0	2
33	Sam Hastroiter	01:26	0-0	0-0	0-0	0 0 0	0 0 0	0	0	0	0	0	0	0
22	Joshua Streit	02:12	0-0	0-0	1-2	2 0 2	0 1 1	0	0	0	0	0	0	0
Team						1 3 4		0	1					
Totals		27:57	12-24	17-32	10 30 40	17 26 83	17 11 3 5 5 5							

Shooting By Period	
1st FG%	11-24 45.8%
3PT%	8-14 57.1%
FT%	6-9 66.7%
2nd FG%	13-27 48.1%
3PT%	3-8 37.5%
FT%	7-18 38.9%
OT FG%	3-6 50.0%
3PT%	1-2 50.0%
FT%	4-5 80%
GM FG%	27-57 47.4%
3PT%	12-24 50.0%
FT%	17-32 53.1%

Dead Ball Rebounds: 7, 1

SJSU		NDSU		Points from Turnovers		SJSU		NDSU		Period by Period Scoring		
Biggest lead	2 (2nd 17:17)	15 (1st 5:19)	Turnovers	6	2	1st	2nd	TOT	SJSU	28	44	6 78
Best Scoring Run	13 (2nd 18:19)	8 (1st 12:03)	Paint	50	26	MON	36	36	11	83		
Lead Changes	8	8	Second Chance	8	8							
Times Tied	10		Fast Breaks	6	3							
Time with Lead	04:28	35:17	Bench	10	27							



Official Basketball Box Score - Final  
**New Orleans at San Jose St.**  
 12/09/23 Provident Credit Union Event Center, San Jose, CA  
 2023-24 Men's Basketball

Game Time: 2:00 PM  
 Game Duration: 1:51  
 Attendance: 1,747

Officials: Michael Scypchens, Shawn Lehigh, Matt Ditty

New Orleans - 82		Record: 4-5												
NO.	Name	Min	FG	3P	FT	Rebounds	Fouls	TP	AS	TO	ST	Blocks	+	-
			M-A	M-A	M-A	OR DR TOT	PF FD					BS BA		
3	D'Ante Bell	F 14:33	2-6	0-0	1-2	3 1 4	3 3 5	0	0					



2022-23 San José State Men's Basketball

21-21-21-21



Official Basketball Box Score - Final
Santa Clara at San Jose St.
12/20/23 Provident Credit Union Event Center, San Jose
2023-24 Men's Basketball

Game Time: 7:00 PM
Game Duration: 1:45
Attendance: 2,135

Officials: Tony Padilla, Gregory Nixon, DG Nelson

Main box score table for Santa Clara vs San Jose St. Columns include NO. Name, Min, FG, 3P, FT, Rebounds, Fouls, TP, AS, TO, ST, Blocks, +/-, and Shooting By Period.

Technical Fouls:NONE

Main box score table for San Jose St. vs SCU. Columns include NO. Name, Min, FG, 3P, FT, Rebounds, Fouls, TP, AS, TO, ST, Blocks, +/-, and Shooting By Period.

Technical Fouls:NONE

Summary statistics table for Santa Clara vs San Jose St. Includes SCU vs SJSU comparison for Points from Turnovers, Paint, Second Chance, Fast Breaks, and Bench.



Official Basketball Box Score - Final
San Jose St. at Wyoming
01/20/23 Arena-Auditorium, Laramie, Wyo.
2023-24 Men's Basketball

Game Time: 6:30 PM
Game Duration: 1:44
Attendance: 3,368

Officials: Gregory Nixon, Randy Richardson, DG Nelson

Main box score table for San Jose St. vs Wyoming. Columns include NO. Name, Min, FG, 3P, FT, Rebounds, Fouls, TP, AS, TO, ST, Blocks, +/-, and Shooting By Period.

Technical Fouls:NONE

Main box score table for Wyoming vs WYO. Columns include NO. Name, Min, FG, 3P, FT, Rebounds, Fouls, TP, AS, TO, ST, Blocks, +/-, and Shooting By Period.

Technical Fouls:NONE

Summary statistics table for San Jose St. vs Wyoming. Includes SJS vs WYO comparison for Points from Turnovers, Paint, Second Chance, Fast Breaks, and Bench.



Official Basketball Box Score - Final
Boise St. at San Jose St.
01/05/24 Provident Credit Union Event Center, San Jose
2023-24 Men's Basketball

Game Time: 7:30 PM
Game Duration: 1:54
Attendance: 2,287

Officials: Randy McCall, Michael Reed, Kipp Kissinger

Main box score table for Boise St. vs San Jose St. Columns include NO. Name, Min, FG, 3P, FT, Rebounds, Fouls, TP, AS, TO, ST, Blocks, +/-, and Shooting By Period.

Technical Fouls:NONE

Main box score table for San Jose St. vs BSU. Columns include NO. Name, Min, FG, 3P, FT, Rebounds, Fouls, TP, AS, TO, ST, Blocks, +/-, and Shooting By Period.

Technical Fouls:Coach 2nd 2:26

Summary statistics table for San Jose St. vs BSU. Includes BSU vs SJSU comparison for Points from Turnovers, Paint, Second Chance, Fast Breaks, and Bench.



Official Basketball Box Score - Final
San Diego St. at San Jose St.
01/09/24 Provident Credit Union Event Center, San Jose
2023-24 Men's Basketball

Game Time: 8:00 PM
Game Duration: 2:11
Attendance: 4,299

Officials: Verne Harris, Courtney Holmes, Frank Harvery

Main box score table for San Diego St. vs San Jose St. Columns include NO. Name, Min, FG, 3P, FT, Rebounds, Fouls, TP, AS, TO, ST, Blocks, +/-, and Shooting By Period.

Technical Fouls:Trammell 1st 11:32

Main box score table for San Jose St. vs SDSU. Columns include NO. Name, Min, FG, 3P, FT, Rebounds, Fouls, TP, AS, TO, ST, Blocks, +/-, and Shooting By Period.

Technical Fouls:NONE

Summary statistics table for San Jose St. vs SDSU. Includes SDSU vs SJSU comparison for Points from Turnovers, Paint, Second Chance, Fast Breaks, and Bench.



**#0**  
**Myron (MJ)**  
**Amey Jr.**  
**G • 6-2 • 185 • JR**  
**Vacaville, Calif./**  
**Scotland Prep**

\*Returning to action in 2023-24 after playing just nine games before an injury sidelined him for the rest of the season

\* Named to the All-Tournament team at Paradise Jam, leading the tournament with 14 assists and 16.0 points, 4.67 assists and 2.0 steals per game

\*6-for-6 from the free-throw line against UC Irvine and 8-for-8 from the line against San Diego State

\*Registered Two blocks against both Bethesda and at Texas Tech

\*Recorded the second double-double of his career, against North Dakota State at home (14 pts, 10 reb)

\*Scored 22 points against Cal Poly

\*Scored 29 points and made four three-pointers versus New Orleans

\*Filled the stat sheet with 17 points, nine rebounds, five assists, four steals and one block against Santa Clara

\*Scored 30 points overall and 25 points in the first half against Boise State

\*Produced 20 or more points in back-to-back games, against Boise State then San Diego State

Season Highs.....	Career Highs
30, vs. Boise St., 1/5 .....	Points..... 32, Bethesda, 1/8/22
11, vs. Boise St., 1/5 .....	FG Made ..... 13, Bethesda, 1/8/22
19, vs. New Orleans, 12/9 .....	FG Att. .... 21, Bethesda, 1/8/22
5, vs. Boise St., 1/5.....	3pt Made ..... 5, Four games
10, vs. Boise St., 1/5 .....	3pt Attempted ..... 10, Boise St., 1/5/24
8, vs. San Diego St., 1/9.....	FT Made..... 8, San Diego St.,1/9/24
8, vs. San Diego St., 1/9.....	FT Attempted ..... 8, Three games
10, vs. North Dakota St., 11/27..	Rebounds....12, San Diego St., 2/9/22
5, Three games .....	Assists ..... 5, Three games
2, Two games .....	Blocks..... 2, Three games
4, vs. Santa Clara,12/20.....	Steals ..... 4, Two games

**20+ Point Games (9)**  
 32 - vs. Bethesda, 1/8/22  
**30 - vs. Boise State, 1/5/24**  
**29 - vs. New Orleans 12/9/23**  
 24 - at Boise State, 2/5/22  
 23 - vs. UNLV, 1/17/22  
 23 - vs. San Diego St., 2/9/22  
**22 - at Cal Poly, 11/29/23**  
**21 - vs. Abilene Christian, 11/17/23**  
**20 - vs. San Diego St., 1/9/24**

**10+ Rebounds (2)**  
 12 - vs. San Diego St., 2/9/22  
**10 - vs. North Dakota St., 11/27/23**


**5+ Assist Games (3)**  
**5 - vs. Abilene Christian, 11/17/23**  
**5 - vs. Norfolk State, 11/18/23**  
**5 - vs. Santa Clara, 12/20/23**

Opponent	Date	GS	MIN	Total		3-Pointers		Free throws		Rebounds				PF	A	TO	BLK	STL	PTS	AVG	
				FG-FGA	PCT	3FG-3FGA	PCT	FT-FTA	PCT	OFF	DEF	TOT	AVG								
UC Irvine	11/07/2023	*	28:08	3-8	.375	0-2	.000	6-6	1.000	0	5	5	5.0	1	1	2	0	2	12	12.0	
Bethesda (CA)	11/09/2023	*	24:22	4-9	.444	2-7	.286	2-3	.667	0	5	5	5.0	0	4	1	2	2	12	12.0	
at Texas Tech	11/12/2023	*	23:30	2-11	.182	0-4	.000	1-2	.500	0	2	2	4.0	1	0	0	2	0	5	9.7	
vs Abilene Christian	11/17/2023	*	30:21	9-17	.529	3-7	.429	0-0	.000	1	0	1	3.3	0	5	0	0	2	21	12.5	
vs Norfolk St.	11/18/2023	*	25:28	5-10	.500	4-8	.500	1-2	.500	0	1	1	2.8	2	5	3	0	1	15	13.0	
vs Hampton	11/20/2023	*	34:02	5-13	.385	1-5	.200	1-3	.333	3	2	5	3.2	1	4	1	0	3	12	12.8	
North Dakota St.	11/27/2023	*	31:58	5-9	.556	1-2	.500	3-3	1.000	1	9	10	4.1	1	4	0	0	1	14	13.0	
at Cal Poly	11/29/2023	*	35:21	7-16	.438	3-5	.600	5-6	.833	1	5	6	4.4	2	2	1	0	2	22	14.1	
at Montana	12/02/2023	*	19:42	0-4	.000	0-2	.000	0-0	.000	0	1	1	4.0	1	2	2	0	0	0	12.6	
at North Dakota St.	12/04/2023	*	33:48	6-15	.400	1-5	.200	2-4	.500	1	5	6	4.2	4	4	0	0	2	15	12.8	
New Orleans	12/09/2023	*	36:54	11-19	.579	4-9	.444	3-5	.600	1	6	7	4.5	1	1	3	0	1	29	14.3	
Montana	12/17/2023	*	37:40	6-15	.400	2-7	.286	1-2	.500	0	0	0	4.1	4	4	1	0	3	15	14.3	
Santa Clara	12/20/2023	*	38:41	6-13	.462	3-9	.333	2-2	1.000	0	9	9	4.5	0	5	0	1	4	17	14.5	
at Wyoming	01/02/2024	*	26:48	2-8	.250	2-6	.333	0-0	.000	0	4	4	4.4	3	2	1	0	0	6	13.9	
Boise St.	01/05/2024	*	38:01	11-18	.611	5-10	.500	3-4	.750	0	6	6	4.5	2	4	4	0	3	30	15.0	
San Diego St.	01/09/2024	*	35:38	5-12	.417	2-7	.286	8-8	1.000	0	3	3	4.4	2	2	3	0	2	20	15.3	
<b>Totals</b>			<b>16</b>	<b>500:23</b>	<b>87-197</b>	<b>.442</b>	<b>33-95</b>	<b>.347</b>	<b>38-50</b>	<b>.760</b>	<b>8</b>	<b>63</b>	<b>71</b>	<b>4.4</b>	<b>25</b>	<b>49</b>	<b>22</b>	<b>5</b>	<b>28</b>	<b>245</b>	<b>15.3</b>

**Player Averages**

Games Played	Minutes/game	Points/game	FG Pct	3FG Pct	FT Pct	Rebounds/game	Assists/game	Turnovers/game	Assist/Turnover ratio	Steals/game	Blocks/game
16	31.3	15.3	44.2	34.7	76.0	4.4	3.1	1.4	2.2	1.8	0.3

SEASON	TEAM	GP-GS	MIN/AVG	Field Goals		3-Point		F-Throws		Rebounds				Scoring						
				FG-FGA	FG%	3FG-3FGA	3FG%	FT-FTA	FT%	OFF	DEF	TOT	AVG	PF-FO	A	TO	BLK	STL	PTS	AVG
2021-22	SJSU	25-4	453/18.1	86-196	.439	32-85	.376	32-44	.727	19	54	73	2.9	22-0	21	32	3	18	236	9.4
2022-23	SJSU	9-0	117/13.0	18-48	.375	7-22	.318	7-9	.778	1	9	10	1.1	8-0	7	8	1	3	50	5.6
2023-24	SJSU	16-16	500/31.3	87-197	.442	33-95	.347	38-50	.760	8	63	71	4.4	25-0	49	22	5	28	245	15.3
<b>TOTAL</b>		<b>50-20</b>	<b>1071/21.4</b>	<b>191-441</b>	<b>.433</b>	<b>72-202</b>	<b>.356</b>	<b>77-103</b>	<b>.748</b>	<b>28</b>	<b>126</b>	<b>154</b>	<b>3.1</b>	<b>55-0</b>	<b>77</b>	<b>62</b>	<b>9</b>	<b>49</b>	<b>531</b>	<b>10.6</b>



- \* Played his first game of the season, against North Dakota State, scoring four points
- \*Had a rebound, a steal and an assist against Cal Poly
- \*Scored six points against Montana
- \*Registered a block at North Dakota State
- \*Scored eight points and swiped a career-high three steals against New Orleans

**Season Highs..... Career Highs**  
 8, vs. New Orleans, 12/9 ..... Points.....13, Boise State, 2/25/23  
 4, vs. New Orleans, 12/9 ..... FG Made ....4, New Orleans, 12/9/23  
 7, vs. New Orleans, 12/9 ..... FG Att.....10, Boise State, 2/25/23  
 1, Two games ..... 3pt Made ..... 3, Boise State, 2/25/23  
 5, at Wyoming, 1/2 ..... 3pt Att..... 9, Boise State, 2/25/23  
 2, Two games ..... FT Made..... 4, Three games  
 2, Four games..... FT Attempted .....5, UNLV, 12/28/22  
 4, vs. Montana, 12/17 ..... Rebounds..... 4, Montana , 12/17/23  
 1, Three games ..... Assists ..... 1, Eight games  
 1, at North Dakota St 12/4.....Blocks..... 1, Three games  
 3, vs. New Orleans, 12/9 ..... Steals .....3, New Orleans, 12/9/23

\*Against Montana, hit his first three-pointer of the year and grabbed four rebounds

**#1**  
**Garrett Anderson**  
**G • 6-6 • 190 • SO**  
**Phoenix, Ariz./**  
**PHH Prep**

Opponent	Date	GS	MIN	Total		3-Pointers		Free throws		Rebounds				PF	A	TO	BLK	STL	PTS	AVG
				FG-FGA	PCT	3FG-3FGA	PCT	FT-FTA	PCT	OFF	DEF	TOT	AVG							
North Dakota St.	11/27/2023		04:58	2-2	1.000	0-0	.000	0-2	.000	0	0	0	0.0	0	0	0	0	0	4	4.0
at Cal Poly	11/29/2023		14:35	0-5	.000	0-2	.000	0-2	.000	0	1	1	0.5	1	1	0	0	1	0	2.0
at Montana	12/02/2023		17:24	2-3	.667	0-0	.000	2-2	1.000	1	1	2	1.0	0	0	0	0	0	6	3.3
at North Dakota St.	12/04/2023		04:42	0-2	.000	0-0	.000	0-0	.000	0	1	1	1.0	0	0	2	1	0	0	2.5
New Orleans	12/09/2023		20:30	4-7	.571	0-2	.000	0-0	.000	1	1	2	1.2	1	1	1	0	3	8	3.6
Montana	12/17/2023		19:57	1-4	.250	1-2	.500	0-0	.000	0	4	4	1.7	2	0	1	0	0	3	3.5
Santa Clara	12/20/2023		18:34	2-4	.500	1-3	.333	0-0	.000	1	2	3	1.9	1	1	0	0	1	5	3.7
at Wyoming	01/02/2024		14:26	2-8	.250	0-5	.000	2-2	1.000	0	3	3	2.0	0	0	0	0	0	6	4.0
Boise St.	01/05/2024		03:38	0-0	.000	0-0	.000	0-0	.000	0	0	0	1.8	0	0	0	0	0	0	3.6
San Diego St.	01/09/2024		08:48	2-2	1.000	0-0	.000	0-0	.000	0	0	0	1.6	0	0	0	0	0	4	3.6
<b>Totals</b>		<b>0</b>	<b>127:33</b>	<b>15-37</b>	<b>.405</b>	<b>2-14</b>	<b>.143</b>	<b>4-8</b>	<b>.500</b>	<b>3</b>	<b>13</b>	<b>16</b>	<b>1.6</b>	<b>5</b>	<b>3</b>	<b>4</b>	<b>1</b>	<b>5</b>	<b>36</b>	<b>3.6</b>

**Player Averages**

Games Played	Minutes/game	Points/game	FG Pct	3FG Pct	FT Pct	Rebounds/game	Assists/game	Turnovers/game	Assist/Turnover ratio	Steals/game	Blocks/game
10	12.8	3.6	40.5	14.3	50.0	1.6	0.3	0.4	0.8	0.5	0.1

SEASON	TEAM	GP-GS	MIN/AVG	Field Goals		3-Point		F-Throws		Rebounds				Scoring						
				FG-FGA	FG%	3FG-3FGA	3FG%	FT-FTA	FT%	OFF	DEF	TOT	AVG	PF-FO	A	TO	BLK	STL	PTS	AVG
2022-23	SJSU	30-0	269/9.0	26-83	.313	14-48	.292	18-22	.818	7	23	30	1.0	19-0	5	9	2	8	84	2.8
2023-24	SJSU	10-0	128/12.8	15-37	.405	2-14	.143	4-8	.500	3	13	16	1.6	5-0	3	4	1	5	36	3.6
<b>TOTAL</b>		<b>40-0</b>	<b>396/9.9</b>	<b>41-120</b>	<b>.342</b>	<b>16-62</b>	<b>.258</b>	<b>22-30</b>	<b>.733</b>	<b>10</b>	<b>36</b>	<b>46</b>	<b>1.2</b>	<b>24-0</b>	<b>8</b>	<b>13</b>	<b>3</b>	<b>13</b>	<b>120</b>	<b>3.0</b>



**#2**  
**Rickey Mitchell Jr.**  
**G • 6-4 • 172 • FR**  
**Aurora, Colo./**  
**Smoky Hill HS**

- \*Made his collegiate debut against UC Irvine
- \*Scored seven points in the win over Bethesda
- \*Two rebounds, two steals and an assist against Bethesda
- \*Knocked down a three-pointer against Norfolk State
- \*Scored eight points in back-to-back games on the road (at Montana and North Dakota State)
- \*Dished out a career-high three assists against Montana
- \*Registered his first career block at Wyoming

Season Highs.....	Career Highs
8, Two games .....	Points..... 8, Two games
3, Three games .....	FG Made..... 3, Three games
6, Two games .....	FG Attempted..... 6, Two games
2, Two games .....	3pt Made..... 2, Two games
5, Two games .....	3pt Attempted..... 5, Two games
.....	FT Made.....
.....	FT Att.....
3, at Wyoming, 1/2 .....	Rebounds..... 3, Wyoming, 1/2/23
3, vs. Montana, 12/17 .....	Assists..... 3, Montana, 12/17/23
1, at Wyoming, 1/2 .....	Blocks..... 1, Wyoming, 1/2/24
2, Two games .....	Steals..... 2, Two games

Opponent	Date	GS	MIN	Total		3-Pointers		Free throws		Rebounds				PF	A	TO	BLK	STL	PTS	AVG
				FG-FGA	PCT	3FG-3FGA	PCT	FT-FTA	PCT	OFF	DEF	TOT	AVG							
UC Irvine	11/07/2023		03:40	0-1	.000	0-1	.000	0-0	.000	0	0	0	0.0	2	0	1	0	0	0	0.0
Bethesda (CA)	11/09/2023		13:58	3-5	.600	1-3	.333	0-0	.000	1	1	2	1.0	2	1	0	0	2	7	3.5
at Texas Tech	11/12/2023		04:39	0-0	.000	0-0	.000	0-0	.000	0	0	0	0.7	0	0	0	0	0	0	2.3
vs Norfolk St.	11/18/2023		03:01	1-1	1.000	1-1	1.000	0-0	.000	0	0	0	0.5	1	1	2	0	0	3	2.5
North Dakota St.	11/27/2023		03:55	0-1	.000	0-1	.000	0-0	.000	0	0	0	0.4	0	0	0	0	0	0	2.0
at Montana	12/02/2023		18:23	3-6	.500	2-5	.400	0-0	.000	1	0	1	0.5	0	1	1	0	2	8	3.0
at North Dakota St.	12/04/2023		25:10	3-6	.500	2-5	.400	0-0	.000	1	1	2	0.7	3	1	0	0	1	8	3.7
New Orleans	12/09/2023		08:46	1-3	.333	0-2	.000	0-0	.000	0	2	2	0.9	0	1	0	0	0	2	3.5
Montana	12/17/2023		12:57	0-0	.000	0-0	.000	0-0	.000	0	0	0	0.8	2	3	0	0	0	0	3.1
at Wyoming	01/02/2024		06:46	1-2	.500	0-1	.000	0-0	.000	2	1	3	1.0	2	1	0	1	0	2	3.0
<b>Totals</b>		<b>0</b>	<b>101:15</b>	<b>12-25</b>	<b>.480</b>	<b>6-19</b>	<b>.316</b>	<b>0-0</b>	<b>.000</b>	<b>5</b>	<b>5</b>	<b>10</b>	<b>1.0</b>	<b>12</b>	<b>9</b>	<b>4</b>	<b>1</b>	<b>5</b>	<b>30</b>	<b>3.0</b>

**Player Averages**

Games Played	Minutes/game	Points/game	FG Pct	3FG Pct	FT Pct	Rebounds/game	Assists/game	Turnovers/game	Assist/Turnover ratio	Steals/game	Blocks/game
10	10.1	3.0	48.0	31.6	0.0	1.0	0.9	0.4	2.3	0.5	0.1

SEASON	TEAM	GP-GS	MIN/AVG	Field Goals		3-Point		F-Throws		Rebounds				Scoring						
				FG-FGA	FG%	3FG-3FGA	3FG%	FT-FTA	FT%	OFF	DEF	TOT	AVG	PF-FO	A	TO	BLK	STL	PTS	AVG
2023-24	SJSU	10-0	101/10.1	12-25	.480	6-19	.316	0-0	.000	5	5	10	1.0	12-0	9	4	1	5	30	3.0
<b>TOTAL</b>		<b>10-0</b>	<b>101/10.1</b>	<b>12-25</b>	<b>.480</b>	<b>6-19</b>	<b>.316</b>	<b>0-0</b>	<b>.000</b>	<b>5</b>	<b>5</b>	<b>10</b>	<b>1.0</b>	<b>12-0</b>	<b>9</b>	<b>4</b>	<b>1</b>	<b>5</b>	<b>30</b>	<b>3.0</b>





\*Made his San José State debut against UC Irvine

\*Registered seven points at Texas Tech and six points, all dunks, against UC Irvine

\*Grabbed a team-best 11 rebounds in the win over Bethesda

\*Added nine rebounds versus Abilene Christian

\*Recorded three blocks and two assists against Bethesda

**#4**  
**Adrame**  
**Diongue**  
**C • 7-0 • 190 • SO**  
**Dakar, Senegal/**  
**Washington State**

\*Collected two blocks at Texas Tech

\*One steal in the first two games

\*Three blocks against Norfolk State

\*Produced a near double-double against Hampton with nine points and nine rebounds

\*Scored nine points at North Dakota State, two of his points were on a lob dunk which was featured on SC-Top10 as the fourth-best play of the day

\*Registered 10 points against Santa Clara, shooting an efficient 4-for-5 from the field

\*Recorded four blocks in back-to-back games, at Wyoming and versus Boise State

**10+ Rebound Games (1)**  
**11 - vs. Bethesda, 11/9/23**

**3+ Block Games (6)**  
**4 - Wyoming, 1/2/24**  
**4 - Boise State, 1/5/24**  
**3 - UCLA, 12/30/22**  
**3 - Arizona, 1/26/23**  
**3 - Bethesda, 11/9/23**  
**3 - Norfolk State, 11/18/23**

Season Highs.....	Career Highs
10, Two games .....	Points..... 10, Two games
4, Three games .....	FG Made..... 4, Three games
6, Two games .....	FG Att..... 6,, Two games
.....	3pt Made .....
.....	3pt Att.....1, Prairie View, 11/15/22
3, vs. Hampton, 11/20 .....	FT Made.....4, Prairie View, 11/15/22
6, Two games .....	FT Att..... 6, Two games
11, vs. Bethesda, 11/9.....	Rebounds..... 11, Bethesda, 11/9/23
3, vs. New Orleans, 12/9 .....	Assists.....3, New Orleans, 12/9/23
4, Two games .....	Blocks..... 4, Two games
1, Five games.....	Steals..... 1, 11 games

Opponent	Date	GS	MIN	Total		3-Pointers		Free throws		Rebounds				PF	A	TO	BLK	STL	PTS	AVG	
				FG-FGA	PCT	3FG-3FGA	PCT	FT-FTA	PCT	OFF	DEF	TOT	AVG								
UC Irvine	11/07/2023	*	14:56	3-4	.750	0-0	.000	0-0	.000	1	3	4	4.0	5	1	1	0	1	6	6.0	
Bethesda (CA)	11/09/2023	*	19:55	2-4	.500	0-0	.000	0-0	.000	5	6	11	7.5	1	2	4	3	1	4	5.0	
at Texas Tech	11/12/2023	*	20:27	3-3	1.000	0-0	.000	1-2	.500	3	3	6	7.0	5	1	4	2	0	7	5.7	
vs Abilene Christian	11/17/2023	*	23:13	2-2	1.000	0-0	.000	1-5	.200	2	7	9	7.5	4	2	2	1	0	5	5.5	
vs Norfolk St.	11/18/2023	*	18:42	2-2	1.000	0-0	.000	2-2	1.000	1	5	6	7.2	3	0	3	3	0	6	5.6	
vs Hampton	11/20/2023	*	29:04	3-3	1.000	0-0	.000	3-6	.500	2	7	9	7.5	1	0	3	1	1	9	6.2	
North Dakota St.	11/27/2023	*	04:44	0-2	.000	0-0	.000	0-0	.000	0	0	0	6.4	5	0	1	1	0	0	5.3	
at Cal Poly	11/29/2023	*	19:01	1-2	.500	0-0	.000	0-0	.000	1	4	5	6.3	5	1	2	1	1	2	4.9	
at Montana	12/02/2023	*	13:12	2-3	.667	0-0	.000	1-2	.500	0	2	2	5.8	2	0	3	1	1	5	4.9	
at North Dakota St.	12/04/2023	*	17:10	4-6	.667	0-0	.000	1-3	.333	0	3	3	5.5	5	0	2	1	0	9	5.3	
New Orleans	12/09/2023	*	14:15	2-3	.667	0-0	.000	0-4	.000	0	3	3	5.3	4	3	1	1	0	4	5.2	
Santa Clara	12/20/2023	*	18:21	4-5	.800	0-0	.000	2-4	.500	0	2	2	5.0	3	0	3	1	0	10	5.6	
at Wyoming	01/02/2024	*	17:47	1-4	.250	0-0	.000	0-0	.000	1	0	1	4.7	1	0	0	4	0	2	5.3	
Boise St.	01/05/2024	*	23:48	4-6	.667	0-0	.000	2-6	.333	3	1	4	4.6	2	1	2	4	1	10	5.6	
San Diego St.	01/09/2024	*	13:24	1-1	1.000	0-0	.000	0-0	.000	1	3	4	4.6	5	0	1	0	0	2	5.4	
<b>Totals</b>			<b>14</b>	<b>267:59</b>	<b>34-50</b>	<b>.680</b>	<b>0-0</b>	<b>.000</b>	<b>13-34</b>	<b>.382</b>	<b>20</b>	<b>49</b>	<b>69</b>	<b>4.6</b>	<b>51</b>	<b>11</b>	<b>32</b>	<b>24</b>	<b>6</b>	<b>81</b>	<b>5.4</b>

**Player Averages**

Games Played	Minutes/game	Points/game	FG Pct	3FG Pct	FT Pct	Rebounds/game	Assists/game	Turnovers/game	Assist/Turnover ratio	Steals/game	Blocks/game
15	17.9	5.4	68.0	0.0	38.2	4.6	0.7	2.1	0.3	0.4	1.6

				Field Goals		3-Point		F-Throws		Rebounds				Scoring						
SEASON	TEAM	GP-GS	MIN/AVG	FG-FGA	FG%	3FG-3FGA	3FG%	FT-FTA	FT%	OFF	DEF	TOT	AVG	PF-FO	A	TO	BLK	STL	PTS	AVG
2022-23	WSU	23-0	146/6.4	10-19	.526	0-1	.000	10-17	.588	18	24	42	1.8	32-0	4	15	12	6	30	1.3
2023-24	SJSU	15-14	268/17.9	34-50	.680	0-0	.000	13-34	.382	20	49	69	4.6	51-6	11	32	24	6	81	5.4
<b>TOTAL FOR SJSU</b>		<b>15-14</b>	<b>268/17.9</b>	<b>34-50</b>	<b>.680</b>	<b>0-0</b>	<b>.000</b>	<b>13-34</b>	<b>.382</b>	<b>20</b>	<b>49</b>	<b>69</b>	<b>4.6</b>	<b>51-6</b>	<b>11</b>	<b>32</b>	<b>24</b>	<b>6</b>	<b>81</b>	<b>5.4</b>
<b>TOTAL</b>		<b>38-14</b>	<b>414/10.9</b>	<b>44-69</b>	<b>.638</b>	<b>0-1</b>	<b>.000</b>	<b>23-51</b>	<b>.451</b>	<b>38</b>	<b>73</b>	<b>111</b>	<b>2.9</b>	<b>83-6</b>	<b>15</b>	<b>47</b>	<b>36</b>	<b>12</b>	<b>111</b>	<b>2.9</b>



- \*Career-high 26 points to lead the Spartans in a win over Bethesda
- \*Second in scoring in the win over UC Irvine with 17 points and against Abilene Christian with 15 points
- \*Shot 100 percent from the free-throw line (6-6) against UC Irvine
- \*Brought down nine rebounds against Bethesda and Cal Poly
- \*One block against UC Irvine and at Texas Tech

Season Highs	Career Highs
26, vs. Bethesda, 11/9	Points.....26, Bethesda, 11/9/23
11, vs. Bethesda, 11/9	FG Made.....11, Bethesda, 11/9/23
15, vs. Bethesda, 11/9	FG Att.....15, Bethesda, 11/9/23
4, Two games	3pt Made.....6, Utah St, 1/21/23
9, Two games	3pt Att.....12, Nevada, 2/21/23
6, vs. UC Irvine, 11/7	FT Made.....6, UC Irvine, 11/7/23
6, vs. UC Irvine, 11/7	FT Attempted.....6, UC Irvine, 11/7/23
9, Two games	Rebounds.....9, Four games
2, vs. Norfolk St, 11/18	Assists.....3, Three games
2, at North Dakota St, 12/4	Blocks.....2, North Dakota St, 12/4/23
2, vs. Abilene Christian, 11/17	Steals.....2, Five games

**#5**  
**Tibet**  
**Gorener**  
**F • 6-9 • 200 • JR**  
**Istanbul, Turkey/**  
**Arizona**

- \*Scored 14 or more points in every game at Paradise Jam
- \*Produced 12 points against Santa Clara, shooting 50 percent from the field
- \*Scored 16 points at Wyoming, shooting an efficient 5-for-9
- \*Registered 15 points against San Diego State, making four 3-pointers

**20+ Point Games (3)**  
**26 - vs. Bethesda, 11/9/23**  
 23 - vs. Bethesda, 1/8/22  
 20 - at Utah State, 1/21/23

Opponent	Date	GS	MIN	Total		3-Pointers		Free throws		Rebounds				PF	A	TO	BLK	STL	PTS	AVG
				FG-FGA	PCT	3FG-3FGA	PCT	FT-FTA	PCT	OFF	DEF	TOT	AVG							
UC Irvine	11/07/2023	*	32:33	4-8	.500	3-4	.750	6-6	1.000	2	3	5	5.0	0	0	4	1	0	17	17.0
Bethesda (CA)	11/09/2023	*	25:24	11-15	.733	4-5	.800	0-1	.000	3	6	9	7.0	2	0	1	0	1	26	21.5
at Texas Tech	11/12/2023	*	36:50	0-7	.000	0-4	.000	0-0	.000	3	0	3	5.7	1	0	3	1	1	0	14.3
vs Abilene Christian	11/17/2023	*	37:56	4-13	.308	3-9	.333	4-4	1.000	0	7	7	6.0	2	1	1	0	2	15	14.5
vs Norfolk St.	11/18/2023	*	30:01	5-11	.455	3-8	.375	1-2	.500	1	6	7	6.2	2	2	1	0	0	14	14.4
vs Hampton	11/20/2023	*	37:18	6-14	.429	3-8	.375	0-1	.000	0	1	1	5.3	1	0	0	0	0	15	14.5
North Dakota St.	11/27/2023	*	32:29	5-15	.333	3-9	.333	2-4	.500	1	3	4	5.1	0	0	0	1	1	15	14.6
at Cal Poly	11/29/2023	*	35:56	6-13	.462	1-7	.143	4-6	.667	4	5	9	5.6	2	1	2	1	0	17	14.9
at Montana	12/02/2023	*	28:50	1-7	.143	1-4	.250	2-3	.667	1	6	7	5.8	1	0	1	1	1	5	13.8
at North Dakota St.	12/04/2023	*	41:33	5-10	.500	2-7	.286	1-1	1.000	0	3	3	5.5	1	1	1	2	1	13	13.7
New Orleans	12/09/2023	*	36:54	2-12	.167	1-6	.167	3-4	.750	3	3	6	5.5	1	1	0	0	1	8	13.2
Montana	12/17/2023	*	35:09	5-11	.455	3-6	.500	0-0	.000	0	1	1	5.2	1	2	1	0	1	13	13.2
Santa Clara	12/20/2023	*	37:00	4-8	.500	2-5	.400	2-2	1.000	0	4	4	5.1	1	1	2	0	1	12	13.1
at Wyoming	01/02/2024	*	32:58	5-9	.556	3-5	.600	3-4	.750	2	4	6	5.1	1	0	3	1	1	16	13.3
Boise St.	01/05/2024	*	37:23	1-8	.125	1-6	.167	0-1	.000	1	2	3	5.0	2	0	0	1	0	3	12.6
San Diego St.	01/09/2024	*	35:14	4-9	.444	4-8	.500	3-5	.600	0	2	2	4.8	3	0	1	0	0	15	12.8
<b>Totals</b>			<b>16</b>	<b>553:28</b>	<b>.400</b>	<b>37-101</b>	<b>.366</b>	<b>31-44</b>	<b>.705</b>	<b>21</b>	<b>56</b>	<b>77</b>	<b>4.8</b>	<b>21</b>	<b>9</b>	<b>21</b>	<b>9</b>	<b>11</b>	<b>204</b>	<b>12.8</b>

**Player Averages**

Games Played	Minutes/ game	Points/ game	FG Pct	3FG Pct	FT Pct	Rebounds/ game	Assists/ game	Turnovers/ game	Assist/Turnover ratio	Steals/ game	Blocks/ game
16	34.6	12.8	40.0	36.6	70.5	4.8	0.6	1.3	0.4	0.7	0.6

SEASON	TEAM	GP-GS	MIN/AVG	Field Goals		3-Point		F-Throws		Rebounds				Scoring						
				FG-FGA	FG%	3FG-3FGA	3FG%	FT-FTA	FT%	OFF	DEF	TOT	AVG	PF-FO	A	TO	BLK	STL	PTS	AVG
2020-21	UA	8-0	30/3.7	3-9	.333	3-9	.333	0-0	.000	0	6	6	0.8	4-0	1	3	0	0	9	1.1
2021-22	SJSU	30-23	810/27.0	78-221	.353	54-171	.316	18-29	.621	10	86	96	3.2	48-0	26	26	4	14	228	7.6
2022-23	SJSU	34-0	692/20.4	74-210	.352	54-163	.331	12-20	.600	16	56	72	2.1	41-0	20	20	7	11	214	6.3
2023-24	SJSU	16-16	553/34.6	68-170	.400	37-101	.366	31-44	.705	21	56	77	4.8	21-0	9	21	9	11	204	12.8
<b>TOTAL FOR SJSU</b>		<b>80-39</b>	<b>2055/25.7</b>	<b>220-601</b>	<b>.366</b>	<b>145-435</b>	<b>.333</b>	<b>61-93</b>	<b>.656</b>	<b>47</b>	<b>198</b>	<b>245</b>	<b>3.1</b>	<b>110-0</b>	<b>55</b>	<b>67</b>	<b>20</b>	<b>36</b>	<b>646</b>	<b>8.1</b>
<b>TOTAL</b>		<b>88-39</b>	<b>2085/23.7</b>	<b>223-610</b>	<b>.366</b>	<b>148-444</b>	<b>.333</b>	<b>61-93</b>	<b>.656</b>	<b>47</b>	<b>204</b>	<b>251</b>	<b>2.9</b>	<b>114-0</b>	<b>56</b>	<b>70</b>	<b>20</b>	<b>36</b>	<b>655</b>	<b>7.4</b>



\*Made his San José State debut against UC Irvine

\*Season-high 16 points against Bethesda where he was 8-for-10 from the free throw line

\*Grabbed three rebounds in the first two games

\*Dished out three assists and grabbed two steals against Bethesda

\*Scored nine points in under two minutes at Montana

**Season Highs.....Career Highs**

16, vs. Bethesda, 11/9.....Points..... 16, Bethesda, 11/9/23

4, vs. Bethesda, 11/9..... FG Made ..... 4, Bethesda, 11/9/23

10, vs. Montana, 12/17..... FG Attempted... 10, Montana, 12/17/20

1, Four games..... 3pt Made ..... 1, Four games

4, vs. Montana, 12/17..... 3pt Attempted .... 4, Montana, 12/17/23

8, vs. Bethesda, 11/9..... FT Made..... 8, Bethesda, 11/9/23

10, vs. Bethesda, 11/9..... FT Att..... 10, Bethesda, 11/9/23

7, vs. Santa Clara, 12/20.....Rebounds..... 7, Santa Clara, 12/20/23

3, Two games ..... Assists ..... 3, Two games

1, at Wyoming, 1/2 .....Blocks..... 1, Wyoming, 1/2/24

2, Two steals..... Steals ..... 2, Two steals

**#6**  
**Latrell**  
**Davis**  
**G • 6-2 • 195 • FR**  
**Leeds,**  
**Great Britain/**  
**First Baptist**  
**Academy (Fla.)**

\*Against New Orleans, got his first career start and scored seven points

\*Registered 12 points and six rebounds versus Montana

\*Scored 12 points and collected seven rebounds against Santa Clara

\*Recorded his first career block, at Wyoming

Opponent	Date	GS	MIN	Total		3-Pointers		Free throws		Rebounds				PF	A	TO	BLK	STL	PTS	AVG
				FG-FGA	PCT	3FG-3FGA	PCT	FT-FTA	PCT	OFF	DEF	TOT	AVG							
UC Irvine	11/07/2023		13:56	0-1	.000	0-0	.000	0-2	.000	1	2	3	3.0	1	1	1	0	0	0	0.0
Bethesda (CA)	11/09/2023		20:10	4-7	.571	0-2	.000	8-10	.800	2	1	3	3.0	2	3	2	0	2	16	8.0
at Texas Tech	11/12/2023		08:44	1-2	.500	1-2	.500	0-0	.000	1	0	1	2.3	1	0	2	0	0	3	6.3
vs Abilene Christian	11/17/2023		12:14	1-2	.500	0-1	.000	1-2	.500	0	2	2	2.3	0	0	0	0	0	3	5.5
vs Norfolk St.	11/18/2023		18:18	1-5	.200	0-1	.000	5-6	.833	0	2	2	2.2	0	0	0	0	0	7	5.8
vs Hampton	11/20/2023		05:21	0-1	.000	0-0	.000	0-0	.000	0	0	0	1.8	0	0	0	0	0	0	4.8
North Dakota St.	11/27/2023		03:01	0-0	.000	0-0	.000	0-0	.000	0	0	0	1.6	0	0	1	0	0	0	4.1
at Cal Poly	11/29/2023		02:47	0-0	.000	0-0	.000	0-0	.000	0	0	0	1.4	0	0	0	0	0	0	3.6
at Montana	12/02/2023		13:13	3-4	.750	0-0	.000	3-4	.750	0	1	1	1.3	0	0	1	0	0	9	4.2
at North Dakota St.	12/04/2023		03:18	0-0	.000	0-0	.000	0-0	.000	0	0	0	1.2	0	0	0	0	0	0	3.8
New Orleans	12/09/2023	*	16:56	3-5	.600	1-2	.500	0-0	.000	0	4	4	1.5	2	1	0	0	0	7	4.1
Montana	12/17/2023	*	26:13	5-10	.500	1-4	.250	1-3	.333	1	5	6	1.8	4	2	1	0	0	12	4.8
Santa Clara	12/20/2023	*	25:56	3-7	.429	1-3	.333	5-6	.833	3	4	7	2.2	1	3	0	0	2	12	5.3
at Wyoming	01/02/2024		11:33	0-3	.000	0-2	.000	0-0	.000	0	1	1	2.1	1	1	1	1	0	0	4.9
Boise St.	01/05/2024		05:32	1-1	1.000	0-0	.000	0-0	.000	0	0	0	2.0	0	0	0	0	0	2	4.7
San Diego St.	01/09/2024		04:43	0-0	.000	0-0	.000	0-0	.000	0	1	1	1.9	1	1	0	0	0	0	4.4
<b>Totals</b>		<b>3</b>	<b>191:56</b>	<b>22-48</b>	<b>.458</b>	<b>4-17</b>	<b>.235</b>	<b>23-33</b>	<b>.697</b>	<b>8</b>	<b>23</b>	<b>31</b>	<b>1.9</b>	<b>13</b>	<b>12</b>	<b>9</b>	<b>1</b>	<b>4</b>	<b>71</b>	<b>4.4</b>

**Player Averages**

Games Played	Minutes/game	Points/game	FG Pct	3FG Pct	FT Pct	Rebounds/game	Assists/game	Turnovers/game	Assist/Turnover ratio	Steals/game	Blocks/game
16	12.0	4.4	45.8	23.5	69.7	1.9	0.8	0.6	1.3	0.3	0.1

SEASON	TEAM	Field Goals		3-Point		F-Throws		Rebounds				Assists/Steals/Blocks				Scoring				
		GP-GS	MIN/AVG	FG-FGA	FG%	3FG-3FGA	3FG%	FT-FTA	FT%	OFF	DEF	TOT	AVG	PF-FO	A	TO	BLK	STL	PTS	AVG
2023-24	SJSU	16-3	192/12.0	22-48	.458	4-17	.235	23-33	.697	8	23	31	1.9	13-0	12	9	1	4	71	4.4
<b>TOTAL</b>		<b>16-3</b>	<b>192/12.0</b>	<b>22-48</b>	<b>.458</b>	<b>4-17</b>	<b>.235</b>	<b>23-33</b>	<b>.697</b>	<b>8</b>	<b>23</b>	<b>31</b>	<b>1.9</b>	<b>13-0</b>	<b>12</b>	<b>9</b>	<b>1</b>	<b>4</b>	<b>71</b>	<b>4.4</b>



\*Made his Spartan debut with 11 minutes played against Bethesda

\*Made a 3-pointer for his only points of the game

\*Grabbed two rebounds and dished out two assists

\*Made a 3-pointer against Norfolk State

Season Highs.....	Career Highs
3, Two games .....	Points..... 3, Two games
1, Two games .....	FG Made..... 1, Two games
4, vs. Bethesda, 11/9.....	FG Attempted..... 4, Bethesda, 11/9/23
1, Two games .....	3pt Made..... 1, Two games
4, vs. Bethesda, 11/9.....	3pt Attempted..... 4, Bethesda, 11/9/23
.....	FT Made.....
.....	FT Att.....
2, vs. Bethesda, 11/9.....	Rebounds..... 2, Bethesda, 11/9/23
2, vs. Bethesda, 11/9.....	Assists..... 2, Bethesda, 11/9/23
.....	Blocks.....
.....	Steals.....


**#7**  
**Pasha**  
**Goodarzi**  
**G • 6-3 • 190 • FR**  
**Los Gatos, Calif./**  
**Valley Christian**  
**HS**

Opponent	Date	GS	MIN	Total		3-Pointers		Free throws		Rebounds				PF	A	TO	BLK	STL	PTS	AVG
				FG-FGA	PCT	3FG-3FGA	PCT	FT-FTA	PCT	OFF	DEF	TOT	AVG							
Bethesda (CA)	11/09/2023		11:03	1-4	.250	1-4	.250	0-0	.000	0	2	2	2.0	1	2	0	0	0	3	3.0
vs Norfolk St.	11/18/2023		02:53	1-1	1.000	1-1	1.000	0-0	.000	0	0	0	1.0	0	0	0	0	0	3	3.0
at Montana	12/02/2023		05:42	0-0	.000	0-0	.000	0-0	.000	0	0	0	0.7	1	0	1	0	0	0	2.0
<b>Totals</b>		<b>0</b>	<b>19:38</b>	<b>2-5</b>	<b>.400</b>	<b>2-5</b>	<b>.400</b>	<b>0-0</b>	<b>.000</b>	<b>0</b>	<b>2</b>	<b>2</b>	<b>0.7</b>	<b>2</b>	<b>2</b>	<b>1</b>	<b>0</b>	<b>0</b>	<b>6</b>	<b>2.0</b>

Games Played	Minutes/ game	Points/ game	FG Pct	3FG Pct	FT Pct	Rebounds/ game	Assists/ game	Turnovers/ game	Assist/Turnover ratio	Steals/ game	Blocks/ game
3	6.5	2.0	40.0	40.0	0.0	0.7	0.7	0.3	2.0	0.0	0.0

SEASON	TEAM	GP-GS	MIN/AVG	Field Goals		3-Point		F-Throws		Rebounds				Scoring						
				FG-FGA	FG%	3FG-3FGA	3FG%	FT-FTA	FT%	OFF	DEF	TOT	AVG	PF-FO	A	TO	BLK	STL	PTS	AVG
2023-24	SJSU	3-0	20/6.5	2-5	.400	2-5	.400	0-0	.000	0	2	2	0.7	2-0	2	1	0	0	6	2.0
<b>TOTAL</b>		<b>3-0</b>	<b>20/6.5</b>	<b>2-5</b>	<b>.400</b>	<b>2-5</b>	<b>.400</b>	<b>0-0</b>	<b>.000</b>	<b>0</b>	<b>2</b>	<b>2</b>	<b>0.7</b>	<b>2-0</b>	<b>2</b>	<b>1</b>	<b>0</b>	<b>0</b>	<b>6</b>	<b>2.0</b>






Currently out to start the season

Season Highs.....	Career Highs
.....Points.....	.....
.....FG Made.....	.....
.....FG Attempted.....	.....
.....3pt Made.....	.....
.....3pt Attempted.....	.....
.....FT Made.....	.....
.....FT Att.....	.....
.....Rebounds.....	.....
.....Assists.....	.....
.....Blocks.....	.....
.....Steals.....	.....

#8

**Iggy Mitchell**  
G • 6-2 • 200 • FR  
Sydney, Australia/





**#13**  
**Alvaro**  
**Cardenas**  
**G • 6-1 • 180 • JR**  
**Granada, Spain/**  
**Get Better**  
**Academy**

**20+ Point Games (6)**  
**23 - vs. Hampton, 11/20/23**  
**22 - at North Dakota St, 12/4/23**  
 22 - vs. So. Indiana, 3/18/23  
**21 - at Wyoming, 1/2/24**  
**21 - vs. San Diego St., 1/9/24**  
 20 - vs. Fresno St., 1/10/23

**5+ Assists Games (21)**  
**10 - vs. New Orleans, 12/9/23**  
**10 - vs. Santa Clara, 12/20/23**  
 9 - vs. Fresno State, 1/10/23  
**8 - vs. Bethesda, 11/9/23**  
 7 - at Cal Baptist, 11/18/21  
 7 - vs. Bethesda, 1/8/22  
 7 - vs. Bethesda, 11/12/22  
**7 - vs. UC Irvine, 11/7/23**  
**7 - vs. North Dakota St 11/27/23**  
**7 - vs. Boise State, 1/5/24**  
 6 - at New Mexico, 1/17/23  
 6 - at Nevada, 2/21/23  
 6 - vs. San Diego St., 3/10/23  
 5 - vs. Air Force, 1/25/22  
 5 - at San Diego St., 2/25/22  
 5 - at Air Force, 3/1/22  
 5 - vs. Hofstra, 11/17/22  
 5 - vs. Oakland, 11/26/22  
 5 - vs. Colorado St., 2/28/23  
**5 - vs. Abilene Christian, 11/17/23**  
**5 - at Montana, 12/2/23**

- \*Team Captain
- \*Scored 23 points against Hampton
- \*Recorded 10 points and dished out seven assists against North Dakota St.
- \*Dished out five assists at Montana
- \*Had a double-double in back-to-back games with 22 points and 10 rebounds at North Dakota State and 16 points and 10 assists against New Orleans

**Season Highs.....Career Highs**  
 23, vs. Hampton, 11/20.....Points.....23, Hampton, 11/20/23  
 9, Two games .....FG Made .....9, Two games  
 18, at North Dakota St 12/4...FG Attempted.....18, NDSU 12/4/23  
 4, Two games .....3pt Made .....6, Fresno St, 1/10/23  
 8, at Texas Tech, 11/12.....3pt Attempted... 11, Fresno St., 1/10/23  
 6, Two games .....FT Made.....6, Two games  
 7, vs. North Dakota St, 11/27.....FT Att.....7, Two games  
 10, at North Dakota St, 12/4.....Rebounds.....10, NDSU, 12/4/23  
 10, Two games .....Assists .....10, Two games  
 1, Two games .....Blocks.....1, Six games  
 2, Four games.....Steals.....3, Five games

- \*Registered 11 points and a team-high four assists against Montana
- \*Recorded a double-double against Santa Clara with 14 points and 10 assists
- \*Nearly produced a double-double against Wyoming as he led the Saprtans with 21 points and nine re-bounds
- \*Distributed a game-high seven assists against Boise State
- \*Scored 21 points and distributed a game-high seven assists against San Diego State


Opponent	Date	GS	MIN	Total		3-Pointers		Free throws		Rebounds				PF	A	TO	BLK	STL	PTS	AVG
				FG-FGA	PCT	3FG-3FGA	PCT	FT-FTA	PCT	OFF	DEF	TOT	AVG							
UC Irvine	11/07/2023	*	35:15	4-11	.364	1-4	.250	2-3	.667	1	1	2	2.0	3	7	2	0	2	11	11.0
Bethesda (CA)	11/09/2023	*	28:21	5-9	.556	0-1	.000	4-5	.800	0	2	2	2.0	2	8	3	0	0	14	12.5
at Texas Tech	11/12/2023	*	34:45	6-15	.400	2-7	.286	0-0	.000	0	2	2	2.0	3	4	4	1	1	14	13.0
vs Abilene Christian	11/17/2023	*	32:56	5-12	.417	1-2	.500	1-1	1.000	0	2	2	2.0	4	5	3	0	0	12	12.8
vs Norfolk St.	11/18/2023	*	30:17	2-7	.286	1-4	.250	2-3	.667	1	2	3	2.2	3	5	0	1	0	7	11.6
vs Hampton	11/20/2023	*	40:00	9-16	.563	4-8	.500	1-2	.500	2	2	4	2.5	2	1	3	0	2	23	13.5
North Dakota St.	11/27/2023	*	35:46	2-6	.333	0-1	.000	6-7	.857	0	3	3	2.6	4	7	2	0	1	10	13.0
at Cal Poly	11/29/2023	*	41:40	4-16	.250	0-4	.000	3-4	.750	1	3	4	2.8	1	4	2	0	0	11	12.8
at Montana	12/02/2023	*	28:12	4-6	.667	1-1	1.000	0-0	.000	0	2	2	2.7	0	5	3	0	1	9	12.3
at North Dakota St.	12/04/2023	*	40:41	9-18	.500	0-2	.000	4-4	1.000	0	10	10	3.4	4	4	1	0	1	22	13.3
New Orleans	12/09/2023	*	40:00	6-8	.750	3-3	1.000	1-3	.333	0	3	3	3.4	0	10	2	0	2	16	13.5
Montana	12/17/2023	*	29:14	5-11	.455	1-3	.333	0-0	.000	1	4	5	3.5	3	4	0	0	2	11	13.3
Santa Clara	12/20/2023	*	40:00	5-14	.357	2-6	.333	2-2	1.000	0	0	0	3.2	0	10	1	0	0	14	13.4
at Wyoming	01/02/2024	*	38:42	8-13	.615	4-5	.800	1-2	.500	2	7	9	3.6	1	4	0	0	1	21	13.9
Boise St.	01/05/2024	*	40:00	3-10	.300	1-3	.333	2-2	1.000	0	4	4	3.7	2	7	0	0	1	9	13.6
San Diego St.	01/09/2024	*	38:47	6-13	.462	3-7	.429	6-6	1.000	1	3	4	3.7	2	6	2	0	0	21	14.1
<b>Totals</b>			<b>16 574:36</b>	<b>83-185</b>	<b>.449</b>	<b>24-61</b>	<b>.393</b>	<b>35-44</b>	<b>.795</b>	<b>9</b>	<b>50</b>	<b>59</b>	<b>3.7</b>	<b>34</b>	<b>91</b>	<b>28</b>	<b>2</b>	<b>14</b>	<b>225</b>	<b>14.1</b>

**Player Averages**

Games Played	Minutes/ game	Points/ game	FG Pct	3FG Pct	FT Pct	Rebounds/ game	Assists/ game	Turnovers/ game	Assist/Turnover ratio	Steals/ game	Blocks/ game
16	35.9	14.1	44.9	39.3	79.5	3.7	5.7	1.8	3.3	0.9	0.1

**10+ Rebound Games (1)**  
**10 - at North Dakota St, 12/4/23**

SEASON	TEAM	GP-GS	MIN/AVG	Field Goals		3-Point		F-Throws		Rebounds				Scoring						
				FG-FGA	FG%	3FG-3FGA	3FG%	FT-FTA	FT%	OFF	DEF	TOT	AVG	PF-FO	A	TO	BLK	STL	PTS	AVG
2021-22	SJSU	31-22	833/26.9	73-172	.424	34-90	.378	21-31	.677	9	66	75	2.4	92-3	81	59	0	29	201	6.5
2022-23	SJSU	35-35	1178/33.7	124-343	.362	55-176	.313	47-61	.770	15	84	99	2.8	77-1	120	69	4	25	350	10.0
2023-24	SJSU	16-16	575/35.9	83-185	.449	24-61	.393	35-44	.795	9	50	59	3.7	34-0	91	28	2	14	225	14.1
<b>TOTAL</b>		<b>82-73</b>	<b>2585/31.5</b>	<b>280-700</b>	<b>.400</b>	<b>113-327</b>	<b>.346</b>	<b>103-136</b>	<b>.757</b>	<b>33</b>	<b>200</b>	<b>233</b>	<b>2.8</b>	<b>203-4</b>	<b>292</b>	<b>156</b>	<b>6</b>	<b>68</b>	<b>776</b>	<b>9.5</b>



**#15**  
**Trey**  
**Anderson**  
**F • 6-7 • 206 • JR**  
**San Diego, Calif./**  
**South Carolina**

- \*Team captain
- \*Scored in double figures in five games
- \*Led the team in scoring against UC Irvine with 19 points and was 7-for-9 from the field
- \*Added 13 points against Bethesda and 11 points against Abilene Christian
- \*Grabbed seven rebounds against Bethesda, six against Abilene Christian and five at Texas Tech
- \*Dished out two assists and had two steals against UC Irvine
- \*Had a double-double 16 points and 10 rebounds against Norfolk State
- \*Tied his career high of assists (four) and blocks (three) against Hampton
- \*Scored a season-high 21 points against North Dakota State at home
- \*Scored 13 points against Cal Poly, shooting a perfect 5-for-5 from the field
- \*Was sidelines from Dec. 4 until Jan. 2 because of injury

**Season Highs.....Career Highs**  
 21, vs. North Dakota St. 11/27.....Points..... 23, Pacific, 12/11/21  
 7, Two games .....FG Made .....8, Pacific, 12/11/21  
 13, vs. Boise State, 1/5.....FG Attempted..... 16, Pacific, 12/11/21  
 4, Two games ..... 3pt Made ..... 5, Two games  
 7, Two games ..... 3pt Attempted .....9, Pacific, 12/11/21  
 5, vs. San Diego St., 1/9..... FT Made.....4, Eight games  
 6, vs. Boise State, 1/5 ..... FT Att ..... 8, Fresno State, 1/11/22  
 10, vs. Norfolk State, 11/18.....Rebounds..... 12, Portland, 12/17/21  
 4, vs. Hampton, 11/20 ..... Assists ..... 4, Two games  
 3, vs. Hampton, 11/20 .....Blocks..... 3, Two games  
 2, vs. UC Irvine, 11/7 ..... Steals ..... 3, Nevada, 3/9/23

- 20+ Points Games (2)**  
 23 - vs. Pacific, 1/21/21  
 21 - vs. North Dakota St., 11/27/23
- 10+ Rebound Games (3)**  
 12 - at Portland, 12/17/21  
 11 - at N. Colorado, 11/19/22  
 10 - vs. Norfolk State, 11/18/23
- 3+ Block Games (2)**  
 3 - at San Diego St., 11/18/23  
**3- vs. Hampton 11/20/23**

\*Scored 10+ plus points in the first three conference games of 2024

Opponent	Date	GS	MIN	Total		3-Pointers		Free throws		Rebounds				PF	A	TO	BLK	STL	PTS	AVG	
				FG-FGA	PCT	3FG-3FGA	PCT	FT-FTA	PCT	OFF	DEF	TOT	AVG								
UC Irvine	11/07/2023	*	33:37	7-9	.778	2-3	.667	3-4	.750	0	4	4	4.0	2	2	0	1	2	19	19.0	
Bethesda (CA)	11/09/2023	*	18:08	5-10	.500	2-5	.400	1-1	1.000	2	5	7	5.5	3	1	1	0	0	13	16.0	
at Texas Tech	11/12/2023	*	35:41	4-9	.444	1-5	.200	0-2	.000	2	3	5	5.3	2	0	1	1	0	9	13.7	
vs Abilene Christian	11/17/2023	*	37:14	5-10	.500	1-5	.200	0-0	.000	3	3	6	5.5	4	0	0	0	0	11	13.0	
vs Norfolk St.	11/18/2023	*	32:14	6-9	.667	4-7	.571	0-0	.000	1	9	10	6.4	4	1	1	0	1	16	13.6	
vs Hampton	11/20/2023	*	34:30	5-10	.500	2-4	.500	0-0	.000	3	1	4	6.0	3	4	0	3	1	12	13.3	
North Dakota St.	11/27/2023	*	35:19	7-10	.700	4-6	.667	3-3	1.000	3	4	7	6.1	0	2	0	2	0	21	14.4	
at Cal Poly	11/29/2023	*	25:09	5-5	1.000	3-3	1.000	0-0	.000	0	2	2	5.6	5	2	0	1	0	13	14.3	
at Montana	12/02/2023	*	25:37	2-8	.250	1-3	.333	0-2	.000	0	5	5	5.6	3	0	0	1	0	5	13.2	
at North Dakota St.	12/04/2023	*	40:00	3-8	.375	0-3	.000	3-3	1.000	2	2	4	5.4	3	0	0	1	0	9	12.8	
at Wyoming	01/02/2024	*	32:07	3-6	.500	1-3	.333	3-4	.750	0	5	5	5.4	1	0	3	0	0	10	12.5	
Boise St.	01/05/2024	*	37:05	4-13	.308	0-7	.000	5-6	.833	1	3	4	5.3	3	0	0	0	1	13	12.6	
San Diego St.	01/09/2024	*	35:51	3-11	.273	0-3	.000	5-5	1.000	3	3	6	5.3	3	3	0	0	1	11	12.5	
<b>Totals</b>			<b>13</b>	<b>422:33</b>	<b>59-118</b>	<b>.500</b>	<b>21-57</b>	<b>.368</b>	<b>23-30</b>	<b>.767</b>	<b>20</b>	<b>49</b>	<b>69</b>	<b>5.3</b>	<b>36</b>	<b>15</b>	<b>6</b>	<b>10</b>	<b>6</b>	<b>162</b>	<b>12.5</b>

**Player Averages**

Games Played	Minutes/game	Points/game	FG Pct	3FG Pct	FT Pct	Rebounds/game	Assists/game	Turnovers/game	Assist/Turnover ratio	Steals/game	Blocks/game
13	32.5	12.5	50.0	36.8	76.7	5.3	1.2	0.5	2.5	0.5	0.8

SEASON	TEAM	GP-GS	MIN/AVG	Field Goals		3-Point		F-Throws		Rebounds				Scoring						
				FG-FGA	FG%	3FG-3FGA	3FG%	FT-FTA	FT%	OFF	DEF	TOT	AVG	PF-FO	A	TO	BLK	STL	PTS	AVG
2019-20	USC	8-0	22/2.8	0-7	.000	0-3	.000	2-2	1.000	0	0	0	0.0	2-0	0	0	0	1	2	0.3
2020-21	USC	13-1	93/7.2	14-23	.609	2-8	.250	3-6	.500	9	6	15	1.2	9-0	4	1	0	2	33	2.5
2021-22	SJSU	30-25	800/26.7	95-203	.468	43-95	.453	29-44	.659	33	89	122	4.1	106-6	29	36	6	8	262	8.7
2022-23	SJSU	35-35	863/24.7	68-174	.391	43-113	.381	39-45	.867	24	72	96	2.7	92-1	32	35	11	15	218	6.2
2023-24	SJSU	13-13	423/32.5	59-118	.500	21-57	.368	23-30	.767	20	49	69	5.3	36-1	15	6	10	6	162	12.5
<b>TOTAL FOR SJSU</b>		<b>78-73</b>	<b>2085/26.7</b>	<b>222-495</b>	<b>.448</b>	<b>107-265</b>	<b>.404</b>	<b>91-119</b>	<b>.765</b>	<b>77</b>	<b>210</b>	<b>287</b>	<b>3.7</b>	<b>234-8</b>	<b>76</b>	<b>77</b>	<b>27</b>	<b>29</b>	<b>642</b>	<b>8.2</b>
<b>TOTAL</b>		<b>99-74</b>	<b>2201/22.2</b>	<b>236-525</b>	<b>.450</b>	<b>109-276</b>	<b>.395</b>	<b>96-127</b>	<b>.756</b>	<b>86</b>	<b>216</b>	<b>302</b>	<b>3.1</b>	<b>245-8</b>	<b>80</b>	<b>78</b>	<b>27</b>	<b>32</b>	<b>677</b>	<b>6.8</b>



\*Made his collegiate debut against Bethesda

\*Scored six points against Bethesda as he was 3-for-4 from the field including a dunk

**Season Highs.....Career Highs**  
 6, vs. Bethesda, 11/9.....Points..... 6, Bethesda, 11/9/23  
 3, vs. Bethesda, 11/9.....FG Made..... 3, Bethesda, 11/9/23  
 4, vs. Bethesda, 11/9.....FG Attempted..... 4, Bethesda, 11/9/23  
 ..... 3pt Made .....  
 ..... 3pt Attempted .....  
 ..... FT Made.....  
 ..... FT Att.....  
 2, Three games .....Rebounds..... 2, Three games  
 ..... Assists .....  
 1, vs. Norfolk St, 11/18.....Blocks..... 1, Norfolk State, 11/18/23  
 ..... Steals .....

**#20**  
**Christian**  
**Wise**  
**F • 6-6 • 205 • FR**  
**San Francisco,**  
**Calif./**  
**Archbishop**  
**Riordon HS**

Opponent	Date	GS	MIN	Total		3-Pointers		Free throws		Rebounds				PF		A		BLK		STL		PTS		AVG
				FG-FGA	PCT	3FG-3FGA	PCT	FT-FTA	PCT	OFF	DEF	TOT	AVG	PF	A	TO	BLK	STL	PTS	AVG				
Bethesda (CA)	11/09/2023		06:07	3-4	.750	0-0	.000	0-0	.000	1	1	2	2.0	0	0	0	0	0	0	0	6	6.0		
vs Norfolk St.	11/18/2023		02:27	0-0	.000	0-0	.000	0-0	.000	0	2	2	2.0	0	0	1	1	0	0	0	0	3.0		
at Montana	12/02/2023		02:57	0-0	.000	0-0	.000	0-0	.000	0	2	2	2.0	0	0	0	0	0	0	0	0	2.0		
<b>Totals</b>		<b>0</b>	<b>11:31</b>	<b>3-4</b>	<b>.750</b>	<b>0-0</b>	<b>.000</b>	<b>0-0</b>	<b>.000</b>	<b>1</b>	<b>5</b>	<b>6</b>	<b>2.0</b>	<b>0</b>	<b>0</b>	<b>1</b>	<b>1</b>	<b>0</b>	<b>0</b>	<b>6</b>	<b>2.0</b>			

**Player Averages**

Games Played	Minutes/game	Points/game	FG Pct	3FG Pct	FT Pct	Rebounds/game	Assists/game	Turnovers/game	Assist/Turnover ratio	Steals/game	Blocks/game
3	3.8	2.0	75.0	0.0	0.0	2.0	0.0	0.3	0.0	0.0	0.3

SEASON	TEAM	GP-GS	MIN/AVG	Field Goals		3-Point		F-Throws		Rebounds				Scoring						
				FG-FGA	FG%	3FG-3FGA	3FG%	FT-FTA	FT%	OFF	DEF	TOT	AVG	PF	FO	A	TO	BLK	STL	PTS
2023-24	SJSU	3-0	12/3.8	3-4	.750	0-0	.000	0-0	.000	1	5	6	2.0	0-0	0	1	1	0	6	2.0
<b>TOTAL</b>		<b>3-0</b>	<b>12/3.8</b>	<b>3-4</b>	<b>.750</b>	<b>0-0</b>	<b>.000</b>	<b>0-0</b>	<b>.000</b>	<b>1</b>	<b>5</b>	<b>6</b>	<b>2.0</b>	<b>0-0</b>	<b>0</b>	<b>1</b>	<b>1</b>	<b>0</b>	<b>6</b>	<b>2.0</b>





- \*Made his Spartan debut against UC Irvine
- \*One of the first off the bench for SJSU
- \*Scored 11 points against Bethesda and seven versus UC Irvine
- \*Grabbed four rebounds and dished out an assist in 25 minutes of action against UC Irvine
- \*4-of-6 from the field against Bethesda

Season Highs.....	Career Highs
11, Three games.....	Points..... 11, Three games
5, at Montana, 12/2.....	FG Made..... 5, Montana 12/2/23
9, vs. Montana, 12/17.....	FG Attempted..... 9, Montana, 12/17/23
2, vs. North Dakota St, 11/27.....	3pt Made..... 2, NDSU, 11/27/23
7, vs. UC Irvine, 11/7.....	3pt Attempted..... 7, UC Irvine, 11/7/23
3, vs. Bethesda, 11/9.....	FT Made..... 3, Bethesda, 11/9/23
3, vs. Bethesda, 11/9.....	FT Att..... 3, Bethesda, 11/9/23
8, vs. Abilene Christian, 11/17.....	Rebounds..... 8, Abilene Christian, 11/17
4, vs. Bethesda, 11/9.....	Assists..... 4, Bethesda, 11/9/23
1, Three games.....	Blocks..... 1, Three games
1, Four games.....	Steals..... 1, Four games

**#21**  
**William Humer**  
**F • 6-10 • 228 • SO**  
**Sollentuna, Sweden/ McCook CC**

- \*Collected eight rebounds against Abilene Christian
- \*Recorded a block against Abilene Christian
- \*First steal of the season against Norfolk State
- \*Made two 3-pointers against North Dakota St.
- \*Scored nine points against Cal Poly, shooting a perfect 4-for-4 from the field
- \*Got his first career start against Montana and scored 11 points
- \*Was a game-high +17 against Santa Clara

Opponent	Date	GS	MIN	Total		3-Pointers		Free throws		Rebounds				PF	A	TO	BLK	STL	PTS	AVG
				FG-FGA	PCT	3FG-3FGA	PCT	FT-FTA	PCT	OFF	DEF	TOT	AVG							
UC Irvine	11/07/2023		25:04	2-8	.250	1-7	.143	2-2	1.000	0	4	4	4.0	4	1	3	0	0	7	7.0
Bethesda (CA)	11/09/2023		13:58	4-6	.667	0-2	.000	3-3	1.000	1	1	2	3.0	1	4	0	0	0	11	9.0
at Texas Tech	11/12/2023		19:33	1-3	.333	0-2	.000	0-0	.000	0	3	3	3.0	2	0	1	0	0	2	6.7
vs Abilene Christian	11/17/2023		16:47	2-5	.400	0-1	.000	0-0	.000	3	5	8	4.3	4	0	0	1	0	4	6.0
vs Norfolk St.	11/18/2023		08:22	0-0	.000	0-0	.000	0-0	.000	0	1	1	3.6	1	0	1	0	1	0	4.8
vs Hampton	11/20/2023		01:14	0-0	.000	0-0	.000	0-0	.000	0	0	0	3.0	1	0	1	0	0	0	4.0
North Dakota St.	11/27/2023		14:27	2-5	.400	2-3	.667	0-0	.000	0	2	2	2.9	2	0	2	0	1	6	4.3
at Cal Poly	11/29/2023		19:03	4-4	1.000	1-1	1.000	0-0	.000	3	0	3	2.9	3	0	2	0	1	9	4.9
at Montana	12/02/2023		16:23	5-7	.714	0-1	.000	1-1	1.000	0	0	0	2.6	0	1	1	0	0	11	5.6
at North Dakota St.	12/04/2023		09:10	0-0	.000	0-0	.000	0-0	.000	0	1	1	2.4	3	0	1	0	0	0	5.0
New Orleans	12/09/2023		12:24	1-2	.500	0-1	.000	0-2	.000	2	1	3	2.5	2	2	1	1	0	2	4.7
Montana	12/17/2023	*	25:07	4-9	.444	1-2	.500	2-2	1.000	3	3	6	2.8	4	1	0	1	1	11	5.3
Santa Clara	12/20/2023	*	11:30	0-0	.000	0-0	.000	2-2	1.000	1	0	1	2.6	5	0	0	0	0	2	5.0
at Wyoming	01/02/2024		13:59	3-5	.600	1-3	.333	0-0	.000	1	2	3	2.6	4	1	2	0	0	7	5.1
Boise St.	01/05/2024		12:34	1-3	.333	0-1	.000	0-0	.000	0	0	0	2.5	3	2	0	0	2	2	4.9
San Diego St.	01/09/2024		11:30	0-0	.000	0-0	.000	0-0	.000	0	1	1	2.4	4	0	1	0	0	0	4.6
<b>Totals</b>		<b>2</b>	<b>231:05</b>	<b>29-57</b>	<b>.509</b>	<b>6-24</b>	<b>.250</b>	<b>10-12</b>	<b>.833</b>	<b>14</b>	<b>24</b>	<b>38</b>	<b>2.4</b>	<b>43</b>	<b>12</b>	<b>16</b>	<b>3</b>	<b>6</b>	<b>74</b>	<b>4.6</b>

**Player Averages**

Games Played	Minutes/game	Points/game	FG Pct	3FG Pct	FT Pct	Rebounds/game	Assists/game	Turnovers/game	Assist/Turnover ratio	Steals/game	Blocks/game
16	14.4	4.6	50.9	25.0	83.3	2.4	0.8	1.0	0.8	0.4	0.2

SEASON	TEAM	GP-GS	MIN/AVG	Field Goals		3-Point		F-Throws		Rebounds				Scoring						
				FG-FGA	FG%	3FG-3FGA	3FG%	FT-FTA	FT%	OFF	DEF	TOT	AVG	PF-FO	A	TO	BLK	STL	PTS	AVG
2023-24	SJSU	16-2	231/14.4	29-57	.509	6-24	.250	10-12	.833	14	24	38	2.4	43-1	12	16	3	6	74	4.6
<b>TOTAL</b>		<b>16-2</b>	<b>231/14.4</b>	<b>29-57</b>	<b>.509</b>	<b>6-24</b>	<b>.250</b>	<b>10-12</b>	<b>.833</b>	<b>14</b>	<b>24</b>	<b>38</b>	<b>2.4</b>	<b>43-1</b>	<b>12</b>	<b>16</b>	<b>3</b>	<b>6</b>	<b>74</b>	<b>4.6</b>



\*Key player off the bench for the Spartans in 2022-23

\*Team captain

\*Currently out due to injury

Season Highs	Career Highs
Points	18, Air Force, 1/24/23
FG Made	9, Air Force, 1/24/23
FG Att	12, Air Force, 1/24/23
3pt Made	
3pt Attempted	
FT Made	5, Boise State, 2/25/23
FT Att	8, Boise State, 2/25/23
Rebounds	13, UNLV, 12/28/22
Assists	2, Five games
Blocks	3, Colorado St., 12/31/22
Steals	3, New Mexico, 1/17/23

**#22**  
**Robert Vaihola**  
**F • 6-8 • 245 • SO**  
**San Mateo, Calif./**  
**Fresno State**

10+ Rebound Games (5)
13 - UNLV, 12/28/22
11 - Boise State, 2/28/23
10 -Bethesda, 11/12/22
10 - at New Mexico, 1/17/23
10 - Air Force, 1/24/23

SEASON	TEAM	GP-GS	MIN/AVG	Field Goals		3-Point		F-Throws		Rebounds				Scoring						
				FG-FGA	FG%	3FG-3FGA	3FG%	FT-FTA	FT%	OFF	DEF	TOT	AVG	PF-FO	A	TO	BLK	STL	PTS	AVG
2021-22	Fresno	22-0	150/6.8	13-17	.765	0-0	.000	6-17	.353	13	30	43	2.0	13-0	5	9	5	1	32	1.5
2022-23	SJSU	35-0	702/20.1	116-163	.712	0-0	.000	34-60	.567	106	122	228	6.5	66-1	19	50	20	14	266	7.6
<b>TOTAL FOR SJSU</b>		<b>35-0</b>	<b>702/20.1</b>	<b>116-163</b>	<b>.712</b>	<b>0-0</b>	<b>.000</b>	<b>34-60</b>	<b>.567</b>	<b>106</b>	<b>122</b>	<b>228</b>	<b>6.5</b>	<b>66-1</b>	<b>19</b>	<b>50</b>	<b>20</b>	<b>14</b>	<b>266</b>	<b>7.6</b>
<b>TOTAL</b>		<b>57-0</b>	<b>853/15.0</b>	<b>129-180</b>	<b>.717</b>	<b>0-0</b>	<b>.000</b>	<b>40-77</b>	<b>.519</b>	<b>119</b>	<b>152</b>	<b>271</b>	<b>4.8</b>	<b>79-1</b>	<b>24</b>	<b>59</b>	<b>25</b>	<b>15</b>	<b>298</b>	<b>5.2</b>



\*Played his first game of the season against Norfolk State after recovering from an injury, dishing out three assists and grabbing one rebound

\*Had two steals against Hampton

\*Registered eight points, four rebounds and two blocks against North Dakota St

\*Produced double-digit points in back-to-back games, against New Orleans and Montana

**Season Highs.....Career Highs**  
 11, vs. New Orleans, 12/9.....Points..... 11, New Orleans, 12/9/23  
 4, vs. Santa Clara, 12/20.....FG Made..... 4, Santa Clara, 12/20/23  
 5, Two games.....FG Attempted..... 5, Two games  
 2, vs. Montana, 12/27.....3pt Made..... 2, Montana, 12/27/23  
 2, Two games.....3pt Attempted..... 2, Two games  
 5, vs. New Orleans, 12/9..... FT Made.....5, New Orleans, 12/9/23  
 7, vs. New Orleans, 12/9..... FT Att.....7, New Orleans, 12/9/23  
 4, vs. North Dakota St, 11/27.....Rebounds. 4, North Dakota St, 11/27/23  
 3, vs. Norfolk St, 11/18..... Assists.....3, Norfolk St, 11/18/23  
 2, vs. North Dakota St, 11/27.....Blocks.....2, NDSU, 11/27/23  
 2, Two games..... Steals..... 2, Two games

\*Scored nine points against Santa Clara, shooting 4-for-5 from the field

**#23**  
**Diogo (DJ)**  
**Seixas**  
**F • 6-8 • 235 • FR**  
**Lisbon, Portugal/**  
**212 Sports**  
**Academy**

Opponent	Date	GS	MIN	Total		3-Pointers		Free throws		Rebounds				PF	A	TO	BLK	STL	PTS	AVG
				FG-FGA	PCT	3FG-3FGA	PCT	FT-FTA	PCT	OFF	DEF	TOT	AVG							
vs Norfolk St.	11/18/2023		13:32	0-0	.000	0-0	.000	0-0	.000	0	1	1	1.0	2	3	1	0	0	0	0.0
vs Hampton	11/20/2023		09:42	0-1	.000	0-1	.000	0-0	.000	0	1	1	1.0	3	0	1	0	2	0	0.0
North Dakota St.	11/27/2023		18:57	3-4	.750	1-2	.500	1-1	1.000	1	3	4	2.0	3	0	2	2	0	8	2.7
at Cal Poly	11/29/2023		10:48	0-2	.000	0-2	.000	0-0	.000	0	1	1	1.8	2	0	1	0	0	0	2.0
at Montana	12/02/2023		07:28	0-2	.000	0-1	.000	0-0	.000	0	2	2	1.8	1	0	3	0	0	0	1.6
at North Dakota St.	12/04/2023		09:27	1-4	.250	0-1	.000	0-0	.000	0	1	1	1.7	3	0	0	0	0	2	1.7
New Orleans	12/09/2023		13:21	3-4	.750	0-1	.000	5-7	.714	1	1	2	1.7	1	1	0	0	2	11	3.0
Montana	12/17/2023		13:43	3-5	.600	2-2	1.000	2-2	1.000	0	1	1	1.6	0	0	1	0	0	10	3.9
Santa Clara	12/20/2023		09:57	4-5	.800	0-0	.000	1-1	1.000	0	0	0	1.4	2	1	1	0	0	9	4.4
at Wyoming	01/02/2024		04:54	1-1	1.000	1-1	1.000	0-0	.000	0	0	0	1.3	3	0	1	0	0	3	4.3
Boise St.	01/05/2024		01:59	0-0	.000	0-0	.000	0-0	.000	0	0	0	1.2	0	0	0	0	0	0	3.9
San Diego St.	01/09/2024		16:05	2-6	.333	0-2	.000	1-1	1.000	0	2	2	1.3	3	1	0	0	0	5	4.0
<b>Totals</b>		<b>0</b>	<b>129:53</b>	<b>17-34</b>	<b>.500</b>	<b>4-13</b>	<b>.308</b>	<b>10-12</b>	<b>.833</b>	<b>2</b>	<b>13</b>	<b>15</b>	<b>1.3</b>	<b>23</b>	<b>6</b>	<b>11</b>	<b>2</b>	<b>4</b>	<b>48</b>	<b>4.0</b>

**Player Averages**

Games Played	Minutes/game	Points/game	FG Pct	3FG Pct	FT Pct	Rebounds/game	Assists/game	Turnovers/game	Assist/Turnover ratio	Steals/game	Blocks/game
12	10.8	4.0	50.0	30.8	83.3	1.3	0.5	0.9	0.5	0.3	0.2

				Field Goals		3-Point		F-Throws		Rebounds				Scoring						
SEASON	TEAM	GP-GS	MIN/AVG	FG-FGA	FG%	3FG-3FGA	3FG%	FT-FTA	FT%	OFF	DEF	TOT	AVG	PF-FO	A	TO	BLK	STL	PTS	AVG
2023-24	SJSU	12-0	130/10.8	17-34	.500	4-13	.308	10-12	.833	2	13	15	1.3	23-0	6	11	2	4	48	4.0
<b>TOTAL</b>		<b>12-0</b>	<b>130/10.8</b>	<b>17-34</b>	<b>.500</b>	<b>4-13</b>	<b>.308</b>	<b>10-12</b>	<b>.833</b>	<b>2</b>	<b>13</b>	<b>15</b>	<b>1.3</b>	<b>23-0</b>	<b>6</b>	<b>11</b>	<b>2</b>	<b>4</b>	<b>48</b>	<b>4.0</b>



\*Made his Spartan debut against Bethesda  
 \*Made a 3-pointer versus Bethesda  
 \* Made a 3-pointer against Norfolk-State

Season Highs	Career Highs
3, Two games	Points 3, Two games
1, Two games	FG Made 1, Two games
1, Two games	FG Attempted 1, Two games
1, Two games	3pt Made 1, Two games
1, Two games	3pt Attempted 1, Two games
	FT Made
	FT Att
	Rebounds
	Assists
	Blocks
	Steals

**#24**  
**Bennett**  
**Blackerby**  
**G • 6-0 • 180 • FR**  
**Austin, Texas/**  
**L.C. Anderson HS**

Opponent	Date	GS	MIN	Total		3-Pointers		Free throws		Rebounds				PF		A		TO		BLK		STL		PTS		AVG	
				FG-FGA	PCT	3FG-3FGA	PCT	FT-FTA	PCT	OFF	DEF	TOT	AVG	P	A	T	O	B	L	S	T	P	S	P	A	P	A
Bethesda (CA)	11/09/2023		03:42	1-1	1.000	1-1	1.000	0-0	.000	0	0	0	0.0	0	0	0	0	0	0	0	0	0	3	3.0			
vs Norfolk St.	11/18/2023		02:27	1-1	1.000	1-1	1.000	0-0	.000	0	0	0	0.0	0	0	0	0	0	0	0	0	0	3	3.0			
at Montana	12/02/2023		02:57	0-0	.000	0-0	.000	0-0	.000	0	0	0	0.0	1	0	0	0	0	0	0	0	0	0	2.0			
<b>Totals</b>		<b>0</b>	<b>09:06</b>	<b>2-2</b>	<b>1.000</b>	<b>2-2</b>	<b>1.000</b>	<b>0-0</b>	<b>.000</b>	<b>0</b>	<b>0</b>	<b>0</b>	<b>0.0</b>	<b>1</b>	<b>0</b>	<b>0</b>	<b>0</b>	<b>0</b>	<b>0</b>	<b>0</b>	<b>0</b>	<b>6</b>	<b>2.0</b>				

**Player Averages**

Games Played	Minutes/game	Points/game	FG Pct	3FG Pct	FT Pct	Rebounds/game	Assists/game	Turnovers/game	Assist/Turnover ratio	Steals/game	Blocks/game
3	3.0	2.0	100.0	100.0	0.0	0.0	0.0	0.0	0.0	0.0	0.0

SEASON	TEAM	GP-GS		Field Goals		3-Point		F-Throws		Rebounds				Scoring							
		MIN	AVG	FG-FGA	FG%	3FG-3FGA	3FG%	FT-FTA	FT%	OFF	DEF	TOT	AVG	PF-FO	A	TO	BLK	STL	PTS	AVG	
2023-24	SJSU	3-0	9/3.0	2-2	1.000	2-2	1.000	0-0	.000	0	0	0	0.0	1-0	0	0	0	0	0	6	2.0
<b>TOTAL</b>		<b>3-0</b>	<b>9/3.0</b>	<b>2-2</b>	<b>1.000</b>	<b>2-2</b>	<b>1.000</b>	<b>0-0</b>	<b>.000</b>	<b>0</b>	<b>0</b>	<b>0</b>	<b>0.0</b>	<b>1-0</b>	<b>0</b>	<b>0</b>	<b>0</b>	<b>0</b>	<b>6</b>	<b>2.0</b>	





\*Promoted from student manager in November of 2022

\*Scored two points against Bethesda and at Texas Tech

\*Grabbed five defensive rebounds at Texas Tech

\*Saw time in the UC Irvine game where he blocked a shot and grabbed two rebounds in almost 13 minutes of action

\*Dished out three assists and grabbed a steal against Bethesda

\*Hit a 3-pointer against Norfolk State

\*Hit a 3-pointer against Cal Poly

**Season Highs.....Career Highs**  
 3, Two games .....Points..... 3, Two games  
 1, Four games.....FG Made ..... 1, Five games  
 3, at Texas Tech, 11/12.....FG Attempted ..... 3, Two games  
 1, Two games ..... 3pt Made ..... 1, Three games  
 1, Three games ..... 3pt Attempted .....2, So. Ind., 3/18/23  
 ..... FT Made..... 2, North Texas, 11/25/22  
 1, vs. Bethesda, 11/9 ..... FT Att ..... 2, North Texas, 11/25/22  
 5, at Texas Tech, 11/12.....Rebounds.....5, Texas Tech, 11/12/23  
 3, vs. Bethesda, 11/9 ..... Assists ..... 3, Bethesda, 11/9/23  
 1, vs. UC Irvine, 11/7 .....Blocks..... 1, UC Irvine, 11/7  
 1, Four games..... Steals .....1, Six games

**#25  
 Ryen  
 Perry  
 G • 6-2 • 185 • SR  
 Placentia, Calif./  
 Fullerton College**

Opponent	Date	Score	W/L	Total			3-Pointers			Free throws		Rebounds				PF	A	TO	BLK	STL	PTS	AVG
				FG-FGA	PCT	3FG-3FGA	PCT	FT-FTA	PCT	OFF	DEF	TOT	AVG									
UC Irvine	11/07/2023	72-64	W	23-55	.418	2-12	.167	16-26	.615	7	24	31	31.0	21	11	15	1	7	64	64.0		
Bethesda (CA)	11/09/2023	117-72	W	25-61	.410	9-26	.346	13-16	.813	3	21	24	27.5	20	5	15	0	8	72	68.0		
at Texas Tech	11/12/2023	42-56	L	23-59	.390	3-16	.188	7-11	.636	14	26	40	31.7	11	10	11	2	7	56	64.0		
vs Abilene Christian	11/17/2023	71-77	L	25-59	.424	7-15	.467	20-26	.769	11	22	33	32.0	14	13	6	3	1	77	67.3		
vs Norfolk St.	11/18/2023	77-53	W	20-56	.357	2-15	.133	11-21	.524	10	21	31	31.8	19	8	11	4	5	53	64.4		
vs Hampton	11/20/2023	71-52	W	19-49	.388	4-20	.200	10-10	1.000	10	25	35	32.3	11	9	22	1	3	52	62.3		
North Dakota St.	11/27/2023	78-65	W	22-56	.393	5-19	.263	16-22	.727	8	26	34	32.6	18	8	9	0	3	65	62.7		
at Cal Poly	11/29/2023	77-81	Lot	27-54	.500	7-15	.467	20-30	.667	11	26	37	33.1	14	12	11	7	5	81	65.0		
at Montana	12/02/2023	58-75	L	31-64	.484	8-22	.364	5-5	1.000	8	27	35	33.3	20	18	11	3	6	75	66.1		
at North Dakota St.	12/04/2023	78-83	Lot	27-57	.474	12-24	.500	17-32	.531	10	30	40	34.0	17	17	11	5	3	83	67.8		
New Orleans	12/09/2023	87-82	W	33-73	.452	7-19	.368	9-14	.643	17	30	47	35.2	20	12	13	3	5	82	69.1		
Montana	12/17/2023	75-86	L	28-58	.483	7-23	.304	23-27	.852	11	33	44	35.9	12	16	9	2	4	86	70.5		
Santa Clara	12/20/2023	81-78	W	29-58	.500	14-30	.467	6-10	.600	9	23	32	35.6	20	18	14	2	2	78	71.1		
at Wyoming	01/02/2024	73-75	L	24-57	.421	4-12	.333	23-25	.920	7	26	33	35.4	10	10	5	1	6	75	71.4		
<b>Total</b>		<b>999</b>		<b>356-816</b>	<b>.436</b>	<b>91-268</b>	<b>.340</b>	<b>196-275</b>	<b>.713</b>	<b>136</b>	<b>360</b>	<b>496</b>	<b>35.4</b>	<b>227</b>	<b>167</b>	<b>163</b>	<b>34</b>	<b>65</b>	<b>999</b>	<b>71.4</b>		
San Jose St.		1057		389-829	.469	127-358	.355	152-224	.679	119	355	474	33.9	234	198	150	56	82	1057	75.5		

**Opponents Averages**

Games Played	Points/game	FG Pct	3FG Pct	FT Pct	Rebounds/game	Assists/game	Turnovers/game	Assist/Turnover ratio	Steals/game	Blocks/game
14	71.4	43.6	34.0	71.3	35.4	11.9	11.6	1.0	4.6	2.4

SEASON	TEAM	GP-GS	MIN/AVG	Field Goals		3-Point		F-Throws		Rebounds				Scoring						
				FG-FGA	FG%	3FG-3FGA	3FG%	FT-FTA	FT%	OFF	DEF	TOT	AVG	PF-FO	A	TO	BLK	STL	PTS	AVG
2022-23	SJSU	10-0	37/3.7	1-6	.167	1-5	.200	2-2	1.000	1	4	5	0.5	2-0	0	2	0	2	5	0.5
2023-24	SJSU	8-0	109/13.6	4-10	.400	2-4	.500	0-1	.000	0	17	17	2.1	5-0	6	4	2	4	10	1.3
<b>TOTAL</b>		<b>18-0</b>	<b>146/8.1</b>	<b>5-16</b>	<b>.313</b>	<b>3-9</b>	<b>.333</b>	<b>2-3</b>	<b>.667</b>	<b>1</b>	<b>21</b>	<b>22</b>	<b>1.2</b>	<b>7-0</b>	<b>6</b>	<b>6</b>	<b>2</b>	<b>6</b>	<b>15</b>	<b>0.8</b>