



**UNLV at San Jose St.**

01/27/24 Provident Credit Union Event Center, San Jose  
2023-24 Men's Basketball

Game Time: 6:00 PM  
Game Duration: 1:46  
Attendance: 2,982

Officials: Kevin Brill, Michael Greenstein, Mark Fulton

UNLV - 77

Record: 10-9 (3-4)

NO.	Name	Min	FG			Rebounds			Fouls		TP	AS	TO	ST	Blocks		+/-
			M-A	M-A	M-A	OR	DR	TOT	PF	FD					BS	BA	
5	Rob Whaley Jr.	F 31:49	3-3	0-0	2-4	0	6	6	1	3	8	1	4	0	0	0	6
10	Kalib Boone	F 18:17	4-6	0-0	1-5	1	1	2	3	3	9	1	4	1	1	0	-12
20	Keylan Boone	F 37:53	7-10	1-3	3-6	0	4	4	2	5	18	1	0	0	1	0	11
11	Dedan Thomas Jr.	G 33:41	5-9	2-4	4-4	0	2	2	2	4	16	6	1	1	0	1	0
15	Luis Rodriguez	G 37:26	3-6	1-4	0-0	0	8	8	1	3	7	2	0	0	0	0	10
0	Isaiah Cottrell	07:55	0-1	0-1	0-0	0	1	1	1	0	0	1	0	0	0	0	7
13	Brooklyn Hicks	18:28	3-3	1-1	0-1	1	1	2	0	2	7	1	0	1	0	0	19
24	Jackie Johnson III	14:31	5-6	2-2	0-0	0	1	1	1	0	12	2	1	0	0	0	19
Team						0	0	0			0		1				
<b>Totals</b>			30-44	7-15	10-20	2	24	26	11	20	77	15	11	3	2	1	12

Shooting By Period		
1st FG%	14-24	58.3%
3PT%	2-7	28.6%
FT%	2-7	28.6%
2nd FG%	16-20	80.0%
3PT%	5-8	62.5%
FT%	8-13	61.5%
GM FG%	30-44	68.2%
3PT%	7-15	46.7%
FT%	10-20	50.0%

Dead Ball Rebounds: 6, 0

Technical Fouls::NONE

San Jose St. - 65

Record: 8-12 (1-6)

NO.	Name	Min	FG			Rebounds			Fouls		TP	AS	TO	ST	Blocks		+/-
			M-A	M-A	M-A	OR	DR	TOT	PF	FD					BS	BA	
5	Tibet Gorener	F 36:26	5-11	3-8	0-0	1	1	2	4	0	13	0	1	0	0	0	-9
15	Trey Anderson	F 38:27	4-7	2-4	1-2	0	2	2	2	1	11	1	1	0	0	0	-12
4	Adrame Diongue	C 20:07	2-6	0-0	0-2	1	3	4	4	1	4	2	1	1	1	1	-5
0	Myron Amey Jr.	G 39:01	7-14	1-6	3-3	0	5	5	0	1	18	3	1	1	0	0	-12
13	Alvaro Cardenas	G 37:45	6-9	1-1	1-1	0	1	1	1	5	14	6	3	1	0	0	-14
1	Garrett Anderson	05:01	0-1	0-0	0-0	0	1	1	3	1	0	0	0	0	0	0	-7
23	Diogo Seixas	16:54	2-3	1-2	0-2	1	0	1	3	2	5	1	2	0	0	0	-3
6	Latrell Davis	04:59	0-1	0-0	0-0	0	1	1	2	0	0	0	0	0	0	1	0
21	William Humer	01:20	0-1	0-1	0-0	0	0	0	1	0	0	1	0	0	0	0	2
Team						1	2	3			0		1				
<b>Totals</b>			26-53	8-22	5-10	4	16	20	20	11	65	14	10	3	1	2	-12

Shooting By Period		
1st FG%	16-26	61.5%
3PT%	6-11	54.5%
FT%	1-5	20%
2nd FG%	10-27	37.0%
3PT%	2-11	18.2%
FT%	4-5	80%
GM FG%	26-53	49.1%
3PT%	8-22	36.4%
FT%	5-10	50.0%

Dead Ball Rebounds: 4, 0

Technical Fouls::NONE

	UNLV	SJSU
Biggest lead	13 (2 <sup>nd</sup> 3:20)	12 (1 <sup>st</sup> 6:16)
Best Scoring Run	10 (1 <sup>st</sup> 3:47)	7 (1 <sup>st</sup> 17:44)
Lead Changes	5	
Times Tied	0	
Time with Lead	10:09	29:10

Points from	UNLV	SJSU
Turnovers	13	9
Paint	40	32
Second Chance	2	0
Fast Breaks	2	6
Bench	19	5

	Period by Period Scoring		
	1st	2nd	TOT
UNLV	32	45	77
SJSU	39	26	65



**Period 1**

**Quarter Starters:**

<b>SJSU</b>	0 Amey Jr. M	4 Diongue A	5 Gorener T	13 Cardenas A	15 Anderson T
<b>UNLV</b>	5 Whaley Jr. R	10 Boone K	11 Thomas Jr. D	15 Rodriguez L	20 Boone K

Game Time	SJSU	Score	Diff	UNLV
20:00	4 DIONGUE A jumpball lost			10 BOONE K jumpball won
19:40	0 AMEY JR. M steal (1)			10 BOONE K turnover lost ball (1)
19:19	0 AMEY JR. M 2pt FG from turnover in the paint, layup made (2)	<b>2-0</b>	<b>2</b>	
19:19	13 CARDENAS A assist (1)			
18:58		<b>2-3</b>	<b>-1</b>	11 THOMAS JR. D 3pt FG , jump shot made (3)
18:58				15 RODRIGUEZ L assist (1)
18:40	13 CARDENAS A 3pt FG , jump shot made (3)	<b>5-3</b>	<b>2</b>	
18:40	4 DIONGUE A assist (1)			
18:16	13 CARDENAS A steal (1)			5 WHALEY JR. R turnover lost ball (1)
18:13	5 GORENER T 2pt FG fast break from turnover in the paint, dunk, made (2)	<b>7-3</b>	<b>4</b>	
18:13	13 CARDENAS A assist (2)			
17:52				15 RODRIGUEZ L 3pt FG , jump shot missed
17:50	4 DIONGUE A defensive rebound (1)			
17:44	5 GORENER T 2pt FG fast break in the paint, layup made (4)	<b>9-3</b>	<b>6</b>	
17:44	13 CARDENAS A assist (3)			
17:42				Timeout 30 Sec
17:31		<b>9-5</b>	<b>4</b>	20 BOONE K 2pt FG in the paint, layup made (2)
17:02	0 AMEY JR. M 3pt FG , jump shot made (5)	<b>12-5</b>	<b>7</b>	
17:02	4 DIONGUE A assist (2)			
16:47				15 RODRIGUEZ L 3pt FG , jump shot missed
16:44	4 DIONGUE A defensive rebound (2)			
16:29	0 AMEY JR. M 2pt FG in the paint, layup made (7)	<b>14-5</b>	<b>9</b>	
16:09		<b>14-7</b>	<b>7</b>	10 BOONE K 2pt FG in the paint, layup made (2)
15:42	5 GORENER T 3pt FG , jump shot made (7)	<b>17-7</b>	<b>10</b>	
15:42	15 ANDERSON T assist (1)			
15:27				11 THOMAS JR. D 2pt FG in the paint, layup blocked
15:27	4 DIONGUE A block (1)			
15:24				10 BOONE K offensive rebound (1)
15:23		<b>17-9</b>	<b>8</b>	10 BOONE K 2pt FG second chance in the paint, layup made (4)
14:54	4 DIONGUE A 2pt FG in the paint, layup made (2)	<b>19-9</b>	<b>10</b>	
14:54	13 CARDENAS A assist (4)			
14:37		<b>19-11</b>	<b>8</b>	15 RODRIGUEZ L 2pt FG in the paint, layup made (2)
14:37				20 BOONE K assist (1)
14:19	Timeout media			
14:19	4 DIONGUE A substitution out			
14:19	15 ANDERSON T substitution out			
14:19	1 ANDERSON G substitution in			
14:19	23 SEIXAS D substitution in			
14:19				5 WHALEY JR. R substitution out
14:19				15 RODRIGUEZ L substitution out
14:19				20 BOONE K substitution out
14:19				0 COTTRELL I substitution in



Official Basketball Play by Play - First Half  
**UNLV at San Jose St.**  
 01/27/24 Provident Credit Union Event Center, San Jose  
 2023-24 Men's Basketball

**Game Time:** 6:00 PM  
**Game Duration:** 1:46  
**Attendance:** 2,982

**Officials:** Kevin Brill, Michael Greenstein, Mark Fulton

Game Time	SJSU	Score	Diff	UNLV
14:19				13 HICKS B substitution in
14:19				24 JOHNSON III J substitution in
14:12	5 GORENER T turnover bad pass (1)			10 BOONE K steal (1)
13:58	13 CARDENAS A foul drawn (1)			10 BOONE K foul offensive (1 - 1)
13:58				10 BOONE K turnover offensive (2)
13:33	1 ANDERSON G 2pt FG from turnover in the paint, jump shot missed			
13:31				13 HICKS B defensive rebound (1)
13:00		<b>19-13</b>	<b>6</b>	10 BOONE K 2pt FG in the paint, jump shot made (6)
12:46	13 CARDENAS A 2pt FG in the paint, layup made (5)	<b>21-13</b>	<b>8</b>	
12:46	23 SEIXAS D assist (1)			
12:46	13 CARDENAS A foul drawn (2)			24 JOHNSON III J foul shooting (1 - 2)
12:46	5 GORENER T substitution out			
12:46	15 ANDERSON T substitution in			
12:46				10 BOONE K substitution out
12:46				11 THOMAS JR. D substitution out
12:46				5 WHALEY JR. R substitution in
12:46				15 RODRIGUEZ L substitution in
12:46	13 CARDENAS A free throw 1 - 1 made (6)	<b>22-13</b>	<b>9</b>	
12:32		<b>22-15</b>	<b>7</b>	5 WHALEY JR. R 2pt FG in the paint, layup made (2)
12:32				24 JOHNSON III J assist (1)
12:12	23 SEIXAS D foul offensive (1 - 1)			15 RODRIGUEZ L foul drawn (1)
12:12	23 SEIXAS D turnover offensive (1)			
12:12				0 COTTRELL I substitution out
12:12				20 BOONE K substitution in
11:53	23 SEIXAS D foul personal (2 - 2)			20 BOONE K foul drawn (1)
11:53	Timeout media			
11:53	0 AMEY JR. M substitution out			
11:53	23 SEIXAS D substitution out			
11:53	4 DIONGUE A substitution in			
11:53	6 DAVIS L substitution in			
11:40	4 DIONGUE A steal (1)			24 JOHNSON III J turnover bad pass (1)
11:22	15 ANDERSON T 3pt FG from turnover, jump shot missed			
11:21	offensive rebound (3)			
11:21				24 JOHNSON III J substitution out
11:21				11 THOMAS JR. D substitution in
11:17	4 DIONGUE A foul drawn (1)			20 BOONE K foul shooting (1 - 3)
11:17	4 DIONGUE A free throw 1 - 2 missed			
11:17	offensive dead ball rebound (1)			
11:17	4 DIONGUE A free throw 2 - 2 missed			
11:16				5 WHALEY JR. R defensive rebound (1)
11:02	4 DIONGUE A foul personal (1 - 3)			11 THOMAS JR. D foul drawn (1)
11:02	4 DIONGUE A substitution out			
11:02	21 HUMER W substitution in			
10:54	21 HUMER W foul shooting (1 - 4)			5 WHALEY JR. R foul drawn (1)
10:54				5 WHALEY JR. R free throw 1 - 2 missed
10:54				offensive dead ball rebound (1)
10:54	1 ANDERSON G substitution out			
10:54	13 CARDENAS A substitution out			



Official Basketball Play by Play - First Half  
**UNLV at San Jose St.**  
 01/27/24 Provident Credit Union Event Center, San Jose  
 2023-24 Men's Basketball

**Game Time:** 6:00 PM  
**Game Duration:** 1:46  
**Attendance:** 2,982

**Officials:** Kevin Brill, Michael Greenstein, Mark Fulton

Game Time	SJSU	Score	Diff	UNLV
10:54	0 AMEY JR. M substitution in			
10:54	5 GORENER T substitution in			
10:54		<b>22-16</b>	<b>6</b>	5 WHALEY JR. R free throw 2 - 2 made (3)
10:54				13 HICKS B substitution out
10:54				10 BOONE K substitution in
10:36	5 GORENER T 3pt FG , jump shot made (10)	<b>25-16</b>	<b>9</b>	
10:36	21 HUMER W assist (1)			
10:17				10 BOONE K 2pt FG in the paint, layup missed
10:15	defensive rebound (4)			
09:57	21 HUMER W 3pt FG , jump shot missed			
09:55				5 WHALEY JR. R defensive rebound (2)
09:42	6 DAVIS L foul shooting (1 - 5)			20 BOONE K foul drawn (2)
09:42				20 BOONE K free throw 1 - 2 missed
09:42				offensive dead ball rebound (2)
09:42	21 HUMER W substitution out			
09:42	23 SEIXAS D substitution in			
09:42				20 BOONE K free throw 2 - 2 missed
09:40	6 DAVIS L defensive rebound (1)			
09:36	6 DAVIS L 2pt FG in the paint, layup blocked			
09:36				10 BOONE K block (1)
09:33				10 BOONE K defensive rebound (2)
09:29				20 BOONE K 3pt FG , jump shot missed
09:26	0 AMEY JR. M defensive rebound (1)			
09:21	0 AMEY JR. M 2pt FG fast break in the paint, layup made (9)	<b>27-16</b>	<b>11</b>	
09:07		<b>27-18</b>	<b>9</b>	11 THOMAS JR. D 2pt FG in the paint, layup made (5)
08:46	0 AMEY JR. M 3pt FG , jump shot missed			
08:39				15 RODRIGUEZ L defensive rebound (1)
08:39	6 DAVIS L foul personal (2 - 6)			15 RODRIGUEZ L foul drawn (2)
08:39	6 DAVIS L substitution out			
08:39	13 CARDENAS A substitution in			
08:24				15 RODRIGUEZ L 3pt FG , jump shot missed
08:21	13 CARDENAS A defensive rebound (1)			
08:17	5 GORENER T 3pt FG , jump shot missed			
08:14				15 RODRIGUEZ L defensive rebound (2)
07:56	13 CARDENAS A foul drawn (3)			11 THOMAS JR. D foul offensive (1 - 4)
07:56				11 THOMAS JR. D turnover offensive (1)
07:56				Timeout media
07:56				10 BOONE K substitution out
07:56				13 HICKS B substitution in
07:30	0 AMEY JR. M 2pt FG from turnover in the paint, jump shot missed			
07:28				5 WHALEY JR. R defensive rebound (3)
07:04		<b>27-20</b>	<b>7</b>	13 HICKS B 2pt FG in the paint, jump shot made (2)
06:47	15 ANDERSON T 3pt FG , jump shot made (3)	<b>30-20</b>	<b>10</b>	
06:47	0 AMEY JR. M assist (1)			
06:31				5 WHALEY JR. R turnover out of bounds (2)
06:16	13 CARDENAS A 2pt FG from turnover in the paint, jump shot made (8)	<b>32-20</b>	<b>12</b>	
06:05	13 CARDENAS A foul shooting (1 - 7)			5 WHALEY JR. R foul drawn (2)
06:05				5 WHALEY JR. R free throw 1 - 2 missed



Official Basketball Play by Play - First Half  
**UNLV at San Jose St.**  
 01/27/24 Provident Credit Union Event Center, San Jose  
 2023-24 Men's Basketball

**Game Time:** 6:00 PM  
**Game Duration:** 1:46  
**Attendance:** 2,982

**Officials:** Kevin Brill, Michael Greenstein, Mark Fulton

Game Time	SJSU	Score	Diff	UNLV
06:05				offensive dead ball rebound (3)
06:05		<b>32-21</b>	<b>11</b>	5 WHALEY JR. R free throw 2 - 2 made (4)
05:56	23 SEIXAS D turnover bad pass (2)			13 HICKS B steal (1)
05:46		<b>32-23</b>	<b>9</b>	11 THOMAS JR. D 2pt FG from turnover in the paint, jump shot made (7)
05:45	Timeout 30 Sec			
05:45	23 SEIXAS D substitution out			
05:45	4 DIONGUE A substitution in			
05:25	4 DIONGUE A 2pt FG outside the paint, jump shot missed			
05:23				20 BOONE K defensive rebound (1)
05:01		<b>32-26</b>	<b>6</b>	11 THOMAS JR. D 3pt FG , jump shot made (10)
05:01				5 WHALEY JR. R assist (1)
04:40	5 GORENER T 2pt FG in the paint, layup missed			
04:38				5 WHALEY JR. R defensive rebound (4)
04:25		<b>32-28</b>	<b>4</b>	20 BOONE K 2pt FG in the paint, jump shot made (4)
04:11	4 DIONGUE A foul offensive (2 - 8)			15 RODRIGUEZ L foul drawn (3)
04:11	4 DIONGUE A turnover offensive (1)			
04:11	4 DIONGUE A substitution out			
04:11	23 SEIXAS D substitution in			
04:11				5 WHALEY JR. R substitution out
04:11				10 BOONE K substitution in
03:47		<b>32-30</b>	<b>2</b>	13 HICKS B 2pt FG from turnover in the paint, layup made (4)
03:18	23 SEIXAS D 3pt FG , jump shot made (3)	<b>35-30</b>	<b>5</b>	
03:18	0 AMEY JR. M assist (2)			
03:02		<b>35-32</b>	<b>3</b>	10 BOONE K 2pt FG in the paint, layup made (8)
03:02				11 THOMAS JR. D assist (1)
02:46	5 GORENER T 3pt FG , jump shot missed			
02:44				15 RODRIGUEZ L defensive rebound (3)
02:19	15 ANDERSON T foul personal (1 - 9)			10 BOONE K foul drawn (1)
02:19				Timeout media
02:19				10 BOONE K 1&1 free throw 1 missed
02:18	0 AMEY JR. M defensive rebound (2)			
01:49	13 CARDENAS A 2pt FG in the paint, layup made (10)	<b>37-32</b>	<b>5</b>	
01:29				10 BOONE K 2pt FG in the paint, jump shot missed
01:27	0 AMEY JR. M defensive rebound (3)			
01:18	23 SEIXAS D 2pt FG in the paint, layup made (5)	<b>39-32</b>	<b>7</b>	
01:18	13 CARDENAS A assist (5)			
00:58				20 BOONE K 2pt FG outside the paint, jump shot missed
00:56	0 AMEY JR. M defensive rebound (4)			
00:41	23 SEIXAS D foul drawn (1)			20 BOONE K foul shooting (2 - 5)
00:41	23 SEIXAS D free throw 1 - 2 missed			
00:41	offensive dead ball rebound (2)			
00:41				10 BOONE K substitution out
00:41				5 WHALEY JR. R substitution in
00:41	23 SEIXAS D free throw 2 - 2 missed			
00:40				20 BOONE K defensive rebound (2)
00:19				11 THOMAS JR. D 3pt FG , jump shot missed
00:16				13 HICKS B offensive rebound (2)
00:03	23 SEIXAS D substitution out			



Official Basketball Play by Play - First Half  
**UNLV at San Jose St.**  
01/27/24 Provident Credit Union Event Center, San Jose  
2023-24 Men's Basketball

**Game Time:** 6:00 PM  
**Game Duration:** 1:46  
**Attendance:** 2,982

**Officials:** Kevin Brill, Michael Greenstein, Mark Fulton

Game Time	SJSU	Score	Diff	UNLV
00:03	6 DAVIS L substitution in			
00:00				11 THOMAS JR. D 2pt FG second chance outside the paint, jump shot missed
00:00	defensive rebound (11)			
<b>END OF PERIOD</b>				
<b>SJSU 39-32 UNLV</b>				



**UNLV at San Jose St.**

01/27/24 Provident Credit Union Event Center, San Jose  
2023-24 Men's Basketball

Game Time: 6:00 PM  
Game Duration: 1:46  
Attendance: 2,982

Officials: Kevin Brill, Michael Greenstein, Mark Fulton

**UNLV - 32**

NO.	Name	F	Min	FG			Rebounds			Fouls		TP	AS	TO	ST	Blocks		+/-
				M-A	3P	FT	OR	DR	TOT	PF	FD					BS	BA	
5	Rob Whaley Jr.	F	14:58	1-1	0-0	2-4	0	4	4	0	2	4	1	2	0	0	0	-4
10	Kalib Boone	F	13:41	4-6	0-0	0-1	1	1	2	1	1	8	0	2	1	1	0	-14
20	Keylan Boone	F	17:53	2-4	0-1	0-2	0	2	2	2	2	4	1	0	0	0	0	-8
11	Dedan Thomas Jr.	G	18:35	4-7	2-3	0-0	0	0	0	1	1	10	1	1	0	0	1	-8
15	Luis Rodriguez	G	18:27	1-4	0-3	0-0	0	3	3	0	3	2	1	0	0	0	0	-7
0	Isaiah Cottrell		02:07	0-0	0-0	0-0	0	0	0	0	0	0	0	0	0	0	0	1
13	Brooklyn Hicks		11:21	2-2	0-0	0-0	1	1	2	0	0	4	0	0	1	0	0	4
24	Jackie Johnson III		02:58	0-0	0-0	0-0	0	0	0	1	0	0	1	1	0	0	0	1
Team							0	0	0			0		0				
<b>Totals</b>				14-24	2-7	2-7	2	11	13	5	9	32	5	6	2	1	1	-7

Shooting By Period		
1st FG%	14-24	58.3%
3PT%	2-7	28.6%
FT%	2-7	28.6%
GM FG%	14-24	58.3%
3PT%	2-7	28.6%
FT%	2-7	28.6%

Dead Ball Rebounds: 3, 0

Technical Fouls::NONE

**San Jose St. - 39**

NO.	Name	F	Min	FG			Rebounds			Fouls		TP	AS	TO	ST	Blocks		+/-
				M-A	3P	FT	OR	DR	TOT	PF	FD					BS	BA	
5	Tibet Gorener	F	18:08	4-7	2-4	0-0	0	0	0	0	0	10	0	1	0	0	0	8
15	Trey Anderson	F	18:27	1-2	1-2	0-0	0	0	0	1	0	3	1	0	0	0	0	7
4	Adrame Diongue	C	08:06	1-2	0-0	0-2	0	2	2	2	1	2	2	1	1	1	0	3
0	Myron Amey Jr.	G	19:01	4-6	1-2	0-0	0	4	4	0	0	9	2	0	1	0	0	7
13	Alvaro Cardenas	G	17:45	4-4	1-1	1-1	0	1	1	1	3	10	5	0	1	0	0	5
1	Garrett Anderson		03:25	0-1	0-0	0-0	0	0	0	0	0	0	0	0	0	0	0	-1
23	Diogo Seixas		10:31	2-2	1-1	0-2	0	0	0	2	1	5	1	2	0	0	0	2
6	Latrell Davis		03:17	0-1	0-0	0-0	0	1	1	2	0	0	0	0	0	0	1	2
21	William Humer		01:20	0-1	0-1	0-0	0	0	0	1	0	0	1	0	0	0	0	2
Team							1	2	3			0		0				
<b>Totals</b>				16-26	6-11	1-5	1	10	11	9	5	39	12	4	3	1	1	7

Shooting By Period		
1st FG%	16-26	61.5%
3PT%	6-11	54.5%
FT%	1-5	20%
GM FG%	16-26	61.5%
3PT%	6-11	54.5%
FT%	1-5	20.0%

Dead Ball Rebounds: 2, 0

Technical Fouls::NONE

	UNLV	SJSU
Biggest lead	1 (1 <sup>st</sup> 18:58)	12 (1 <sup>st</sup> 6:16)
Best Scoring Run	10(1 <sup>st</sup> 3:47)	7(1 <sup>st</sup> 17:44)
Lead Changes	2	
Times Tied	0	
Time with Lead	00:18	19:01

	UNLV	SJSU
Points from		
Turnovers	4	6
Paint	24	20
Second Chance	2	0
Fast Breaks	0	6
Bench	4	5

	Period by Period Scoring		
	1st	2nd	TOT
UNLV	32	45	77
SJSU	39	26	65



**Period 2**

**Quarter Starters:**

<b>SJSU</b>	0 Amey Jr. M	4 Diongue A	5 Gorener T	13 Cardenas A	15 Anderson T
<b>UNLV</b>	5 Whaley Jr. R	10 Boone K	11 Thomas Jr. D	15 Rodriguez L	20 Boone K

Game Time	SJSU	Score	Diff	UNLV
20:00	6 DAVIS L substitution out			
20:00	4 DIONGUE A substitution in			
20:00				13 HICKS B substitution out
20:00				10 BOONE K substitution in
19:36	15 ANDERSON T 2pt FG outside the paint, jump shot missed			
19:33				5 WHALEY JR. R defensive rebound (5)
19:15	5 GORENER T foul shooting (1 - 1)			10 BOONE K foul drawn (2)
19:15				10 BOONE K free throw 1 - 2 missed
19:15				offensive dead ball rebound (4)
19:15				10 BOONE K free throw 2 - 2 missed
19:14	0 AMEY JR. M defensive rebound (5)			
18:45	13 CARDENAS A 2pt FG in the paint, layup missed			
18:42				15 RODRIGUEZ L defensive rebound (4)
18:33	5 GORENER T foul shooting (2 - 2)			10 BOONE K foul drawn (3)
18:33				10 BOONE K free throw 1 - 2 missed
18:33				offensive dead ball rebound (5)
18:33		<b>39-33</b>	<b>6</b>	10 BOONE K free throw 2 - 2 made (9)
18:19	5 GORENER T 3pt FG , jump shot missed			
18:17				15 RODRIGUEZ L defensive rebound (5)
18:05				5 WHALEY JR. R turnover bad pass (3)
17:49	15 ANDERSON T foul drawn (1)			10 BOONE K foul shooting (2 - 1)
17:49	15 ANDERSON T free throw 1 - 2 missed			
17:49	offensive dead ball rebound (3)			
17:49	15 ANDERSON T free throw 2 - 2 made (4)	<b>40-33</b>	<b>7</b>	
17:20				11 THOMAS JR. D 3pt FG , jump shot missed
17:18	15 ANDERSON T defensive rebound (1)			
16:50	4 DIONGUE A 2pt FG in the paint, layup blocked			
16:50				20 BOONE K block (1)
16:48	offensive dead ball rebound (4)			
16:48	turnover shot clock (5)			
16:48	4 DIONGUE A substitution out			
16:48	23 SEIXAS D substitution in			
16:31				10 BOONE K turnover travel (3)
16:13	5 GORENER T 3pt FG from turnover, jump shot missed			
16:11				11 THOMAS JR. D defensive rebound (1)
15:59		<b>40-35</b>	<b>5</b>	5 WHALEY JR. R 2pt FG in the paint, layup made (6)
15:59				10 BOONE K assist (1)
15:36	23 SEIXAS D 3pt FG , jump shot missed			
15:33				15 RODRIGUEZ L defensive rebound (6)
15:24	23 SEIXAS D foul drawn (2)			10 BOONE K foul offensive (3 - 2)
15:24				10 BOONE K turnover offensive (4)
15:24	Timeout media			
15:24				10 BOONE K substitution out





Official Basketball Play by Play - Second Half  
**UNLV at San Jose St.**  
 01/27/24 Provident Credit Union Event Center, San Jose  
 2023-24 Men's Basketball

**Game Time:** 6:00 PM  
**Game Duration:** 1:46  
**Attendance:** 2,982

**Officials:** Kevin Brill, Michael Greenstein, Mark Fulton

Game Time	SJSU	Score	Diff	UNLV
15:24				0 COTTRELL I substitution in
15:10	0 AMEY JR. M 2pt FG from turnover in the paint, layup made (11)	<b>42-35</b>	<b>7</b>	
14:56				0 COTTRELL I 3pt FG , jump shot missed
14:53	15 ANDERSON T defensive rebound (2)			
14:38	0 AMEY JR. M 3pt FG , jump shot missed			
14:36				20 BOONE K defensive rebound (3)
14:23				20 BOONE K 3pt FG , jump shot missed
14:21	5 GORENER T defensive rebound (1)			
14:07	5 GORENER T 3pt FG , jump shot made (13)	<b>45-35</b>	<b>10</b>	
13:46	23 SEIXAS D foul personal (3 - 3)			11 THOMAS JR. D foul drawn (2)
13:46	23 SEIXAS D substitution out			
13:46	4 DIONGUE A substitution in			
13:46				11 THOMAS JR. D substitution out
13:46				15 RODRIGUEZ L substitution out
13:46				13 HICKS B substitution in
13:46				24 JOHNSON III J substitution in
13:26		<b>45-37</b>	<b>8</b>	24 JOHNSON III J 2pt FG in the paint, layup made (2)
13:04	13 CARDENAS A turnover bad pass (1)			
12:54	4 DIONGUE A foul personal (3 - 4)			5 WHALEY JR. R foul drawn (3)
12:52				24 JOHNSON III J 2pt FG from turnover outside the paint, jump shot missed
12:50	4 DIONGUE A defensive rebound (3)			
12:45	0 AMEY JR. M turnover lost ball (1)			
12:45	4 DIONGUE A substitution out			
12:45	1 ANDERSON G substitution in			
12:45				5 WHALEY JR. R substitution out
12:45				15 RODRIGUEZ L substitution in
12:36		<b>45-39</b>	<b>6</b>	15 RODRIGUEZ L 2pt FG from turnover in the paint, layup made (4)
12:36				0 COTTRELL I assist (1)
12:18	13 CARDENAS A 2pt FG in the paint, layup missed			
12:16				15 RODRIGUEZ L defensive rebound (7)
12:12	1 ANDERSON G foul personal (1 - 5)			13 HICKS B foul drawn (1)
12:11	1 ANDERSON G foul shooting (2 - 6)			20 BOONE K foul drawn (3)
12:11				20 BOONE K free throw 1 - 2 missed
12:11				offensive dead ball rebound (6)
12:11		<b>45-40</b>	<b>5</b>	20 BOONE K free throw 2 - 2 made (5)
11:50	15 ANDERSON T foul offensive (2 - 7)			20 BOONE K foul drawn (4)
11:50	15 ANDERSON T turnover offensive (1)			
11:50	Timeout media			
11:34		<b>45-43</b>	<b>2</b>	13 HICKS B 3pt FG from turnover, jump shot made (7)
11:34				24 JOHNSON III J assist (2)
11:34	1 ANDERSON G foul shooting (3 - 8)			13 HICKS B foul drawn (2)
11:34				13 HICKS B free throw 1 - 1 missed
11:33	1 ANDERSON G defensive rebound (1)			
11:09	1 ANDERSON G foul drawn (1)			0 COTTRELL I foul personal (1 - 3)
11:09	1 ANDERSON G substitution out			
11:09	4 DIONGUE A substitution in			
11:05	13 CARDENAS A 2pt FG in the paint, layup made (12)	<b>47-43</b>	<b>4</b>	



Official Basketball Play by Play - Second Half  
**UNLV at San Jose St.**  
 01/27/24 Provident Credit Union Event Center, San Jose  
 2023-24 Men's Basketball

**Game Time:** 6:00 PM  
**Game Duration:** 1:46  
**Attendance:** 2,982

**Officials:** Kevin Brill, Michael Greenstein, Mark Fulton

Game Time	SJSU	Score	Diff	UNLV
10:51		<b>47-46</b>	<b>1</b>	20 BOONE K 3pt FG , jump shot made (8)
10:51				13 HICKS B assist (1)
10:33	13 CARDENAS A 2pt FG in the paint, layup missed			
10:31	4 DIONGUE A offensive rebound (4)			
10:30	4 DIONGUE A 2pt FG second chance in the paint, layup missed			
10:28				0 COTTRELL I defensive rebound (1)
10:13		<b>47-48</b>	<b>-1</b>	24 JOHNSON III J 2pt FG in the paint, layup made (4)
10:06	Timeout 30 Sec			
10:06	Timeout media			
09:58	15 ANDERSON T 2pt FG in the paint, layup made (6)	<b>49-48</b>	<b>1</b>	
09:36		<b>49-50</b>	<b>-1</b>	24 JOHNSON III J 2pt FG in the paint, layup made (6)
09:36				0 COTTRELL I substitution out
09:36				5 WHALEY JR. R substitution in
09:14	5 GORENER T 3pt FG , jump shot missed			
09:12				20 BOONE K defensive rebound (4)
08:52	5 GORENER T foul personal (3 - 9)			20 BOONE K foul drawn (5)
08:52	5 GORENER T substitution out			
08:52	6 DAVIS L substitution in			
08:52				24 JOHNSON III J substitution out
08:52				11 THOMAS JR. D substitution in
08:52		<b>49-51</b>	<b>-2</b>	20 BOONE K 1&1 free throw 1 made (9)
08:52		<b>49-52</b>	<b>-3</b>	20 BOONE K 1&1 free throw 2 made (10)
08:35	4 DIONGUE A 2pt FG in the paint, jump shot made (4)	<b>51-52</b>	<b>-1</b>	
08:35	0 AMEY JR. M assist (3)			
08:23		<b>51-54</b>	<b>-3</b>	20 BOONE K 2pt FG outside the paint, jump shot made (12)
08:14	13 CARDENAS A foul drawn (4)			11 THOMAS JR. D foul personal (2 - 4)
08:07	13 CARDENAS A 2pt FG in the paint, layup made (14)	<b>53-54</b>	<b>-1</b>	
07:45		<b>53-56</b>	<b>-3</b>	5 WHALEY JR. R 2pt FG in the paint, layup made (8)
07:27	15 ANDERSON T 3pt FG , jump shot missed			
07:25				15 RODRIGUEZ L defensive rebound (8)
07:10	4 DIONGUE A foul personal (4 - 10)			11 THOMAS JR. D foul drawn (3)
07:10	Timeout media			
07:10	4 DIONGUE A substitution out			
07:10	6 DAVIS L substitution out			
07:10	5 GORENER T substitution in			
07:10	23 SEIXAS D substitution in			
07:10		<b>53-57</b>	<b>-4</b>	11 THOMAS JR. D free throw 1 - 2 made (11)
07:10		<b>53-58</b>	<b>-5</b>	11 THOMAS JR. D free throw 2 - 2 made (12)
06:56	0 AMEY JR. M 2pt FG outside the paint, jump shot missed			
06:54	23 SEIXAS D offensive rebound (1)			
06:39	13 CARDENAS A turnover bad pass (2)			
06:39				13 HICKS B substitution out
06:39				24 JOHNSON III J substitution in
06:23		<b>53-60</b>	<b>-7</b>	20 BOONE K 2pt FG from turnover in the paint, dunk, made (14)
06:23				11 THOMAS JR. D assist (2)
06:05	0 AMEY JR. M foul drawn (1)			15 RODRIGUEZ L foul shooting (1 - 5)
06:05	0 AMEY JR. M free throw 1 - 3 made (12)	<b>54-60</b>	<b>-6</b>	
06:05	0 AMEY JR. M free throw 2 - 3 made (13)	<b>55-60</b>	<b>-5</b>	
06:05	0 AMEY JR. M free throw 3 - 3 made (14)	<b>56-60</b>	<b>-4</b>	



Official Basketball Play by Play - Second Half  
**UNLV at San Jose St.**  
 01/27/24 Provident Credit Union Event Center, San Jose  
 2023-24 Men's Basketball

**Game Time:** 6:00 PM  
**Game Duration:** 1:46  
**Attendance:** 2,982

**Officials:** Kevin Brill, Michael Greenstein, Mark Fulton

Game Time	SJSU	Score	Diff	UNLV
05:40		<b>56-63</b>	<b>-7</b>	24 JOHNSON III J 3pt FG , jump shot made (9)
05:40				11 THOMAS JR. D assist (3)
05:12	0 AMEY JR. M 2pt FG in the paint, layup made (16)	<b>58-63</b>	<b>-5</b>	
04:56		<b>58-66</b>	<b>-8</b>	24 JOHNSON III J 3pt FG , jump shot made (12)
04:56				11 THOMAS JR. D assist (4)
04:25	0 AMEY JR. M 3pt FG , jump shot missed			
04:23				24 JOHNSON III J defensive rebound (1)
04:00		<b>58-69</b>	<b>-11</b>	15 RODRIGUEZ L 3pt FG , jump shot made (7)
04:00				11 THOMAS JR. D assist (5)
03:49	Timeout 30 Sec			
03:49	Timeout media			
03:49	23 SEIXAS D substitution out			
03:49	4 DIONGUE A substitution in			
03:43	4 DIONGUE A 2pt FG in the paint, layup missed			
03:41				11 THOMAS JR. D defensive rebound (2)
03:20		<b>58-71</b>	<b>-13</b>	20 BOONE K 2pt FG in the paint, jump shot made (16)
02:47	0 AMEY JR. M 2pt FG outside the paint, jump shot made (18)	<b>60-71</b>	<b>-11</b>	
02:28		<b>60-73</b>	<b>-13</b>	20 BOONE K 2pt FG outside the paint, jump shot made (18)
02:28				11 THOMAS JR. D assist (6)
02:10	15 ANDERSON T 2pt FG outside the paint, turnaround jump shot made (8)	<b>62-73</b>	<b>-11</b>	
01:41		<b>62-75</b>	<b>-13</b>	11 THOMAS JR. D 2pt FG outside the paint, jump shot made (14)
01:41				15 RODRIGUEZ L assist (2)
01:12	15 ANDERSON T 3pt FG , jump shot made (11)	<b>65-75</b>	<b>-10</b>	
01:12	13 CARDENAS A assist (6)			
00:54	13 CARDENAS A foul drawn (5)			5 WHALEY JR. R foul offensive (1 - 6)
00:54				5 WHALEY JR. R turnover offensive (4)
00:51	13 CARDENAS A turnover lost ball (3)			11 THOMAS JR. D steal (1)
00:44	5 GORENER T foul shooting (4 - 11)			11 THOMAS JR. D foul drawn (4)
00:44		<b>65-76</b>	<b>-11</b>	11 THOMAS JR. D free throw fast break 1 - 2 made (15)
00:44		<b>65-77</b>	<b>-12</b>	11 THOMAS JR. D free throw fast break 2 - 2 made (16)
00:35	0 AMEY JR. M 3pt FG , jump shot missed			
00:33				5 WHALEY JR. R defensive rebound (6)
00:04				turnover shot clock (11)
00:00	0 AMEY JR. M 3pt FG from turnover, jump shot missed			
00:00	5 GORENER T offensive rebound (2)			
<b>END OF GAME</b>				
<b>SJSU 65-77 UNLV</b>				



**UNLV at San Jose St.**

01/27/24 Provident Credit Union Event Center, San Jose  
2023-24 Men's Basketball

Game Time: 6:00 PM  
Game Duration: 1:46  
Attendance: 2,982

Officials: Kevin Brill, Michael Greenstein, Mark Fulton

**UNLV - 45**

NO.	Name	F	Min	FG	3P	FT	Rebounds			Fouls		TP	AS	TO	ST	Blocks		+/-
				M-A	M-A	M-A	OR	DR	TOT	PF	FD					BS	BA	
5	Rob Whaley Jr.	F	16:51	2-2	0-0	0-0	0	2	2	1	1	4	0	2	0	0	0	10
10	Kalib Boone	F	04:36	0-0	0-0	1-4	0	0	0	2	2	1	1	2	0	0	0	2
20	Keylan Boone	F	20:00	5-6	1-2	3-4	0	2	2	0	3	14	0	0	0	1	0	19
11	Dedan Thomas Jr.	G	15:06	1-2	0-1	4-4	0	2	2	1	3	6	5	0	1	0	0	8
15	Luis Rodriguez	G	18:59	2-2	1-1	0-0	0	5	5	1	0	5	1	0	0	0	0	17
0	Isaiah Cottrell		05:48	0-1	0-1	0-0	0	1	1	1	0	0	1	0	0	0	0	6
13	Brooklyn Hicks		07:07	1-1	1-1	0-1	0	0	0	0	2	3	1	0	0	0	0	15
24	Jackie Johnson III		11:33	5-6	2-2	0-0	0	1	1	0	0	12	1	0	0	0	0	18
Team							0	0	0			0		1				
<b>Totals</b>				16-20	5-8	8-13	0	13	13	6	11	45	10	5	1	1	0	19

Shooting By Period		
2 <sup>nd</sup> FG%	16-20	80.0%
3PT%	5-8	62.5%
FT%	8-13	61.5%
GM FG%	16-20	80.0%
3PT%	5-8	62.5%
FT%	8-13	61.5%

Dead Ball Rebounds: 3, 0

Technical Fouls::NONE

**San Jose St. - 26**

NO.	Name	F	Min	FG	3P	FT	Rebounds			Fouls		TP	AS	TO	ST	Blocks		+/-
				M-A	M-A	M-A	OR	DR	TOT	PF	FD					BS	BA	
5	Tibet Gorener	F	18:18	1-4	1-4	0-0	1	1	2	4	0	3	0	0	0	0	0	-17
15	Trey Anderson	F	20:00	3-5	1-2	1-2	0	2	2	1	1	8	0	1	0	0	0	-19
4	Adrame Diongue	C	12:01	1-4	0-0	0-0	1	1	2	2	0	2	0	0	0	0	1	-8
0	Myron Amey Jr.	G	20:00	3-8	0-4	3-3	0	1	1	0	1	9	1	1	0	0	0	-19
13	Alvaro Cardenas	G	20:00	2-5	0-0	0-0	0	0	0	0	2	4	1	3	0	0	0	-19
23	Diogo Seixas		06:23	0-1	0-1	0-0	1	0	1	1	1	0	0	0	0	0	0	-5
1	Garrett Anderson		01:36	0-0	0-0	0-0	0	1	1	3	1	0	0	0	0	0	0	-6
6	Latrell Davis		01:42	0-0	0-0	0-0	0	0	0	0	0	0	0	0	0	0	0	-2
Team							0	0	0			0		1				
<b>Totals</b>				10-27	2-11	4-5	3	6	9	11	6	26	2	6	0	0	1	-19

Shooting By Period		
2 <sup>nd</sup> FG%	10-27	37.0%
3PT%	2-11	18.2%
FT%	4-5	80%
GM FG%	10-27	37.0%
3PT%	2-11	18.2%
FT%	4-5	80.0%

Dead Ball Rebounds: 2, 0

Technical Fouls::NONE

	UNLV	SJSU
Biggest lead	13 (2 <sup>nd</sup> 3:20)	10 (2 <sup>nd</sup> 14:07)
Best Scoring Run	8 (2 <sup>nd</sup> 11:34)	5 (2 <sup>nd</sup> 14:07)
Lead Changes	3	
Times Tied	0	
Time with Lead	09:51	09:45

Points from	UNLV	SJSU
Turnovers	9	3
Paint	16	12
Second Chance	0	0
Fast Breaks	2	0
Bench	15	0

	Period by Period Scoring		
	1st	2nd	TOT
UNLV	32	45	77
SJSU	39	26	65



**UNLV at San Jose St.**

01/27/24 Provident Credit Union Event Center, San Jose  
2023-24 Men's Basketball

**Game Time:** 6:00 PM  
**Game Duration:** 1:46  
**Attendance:** 2,982

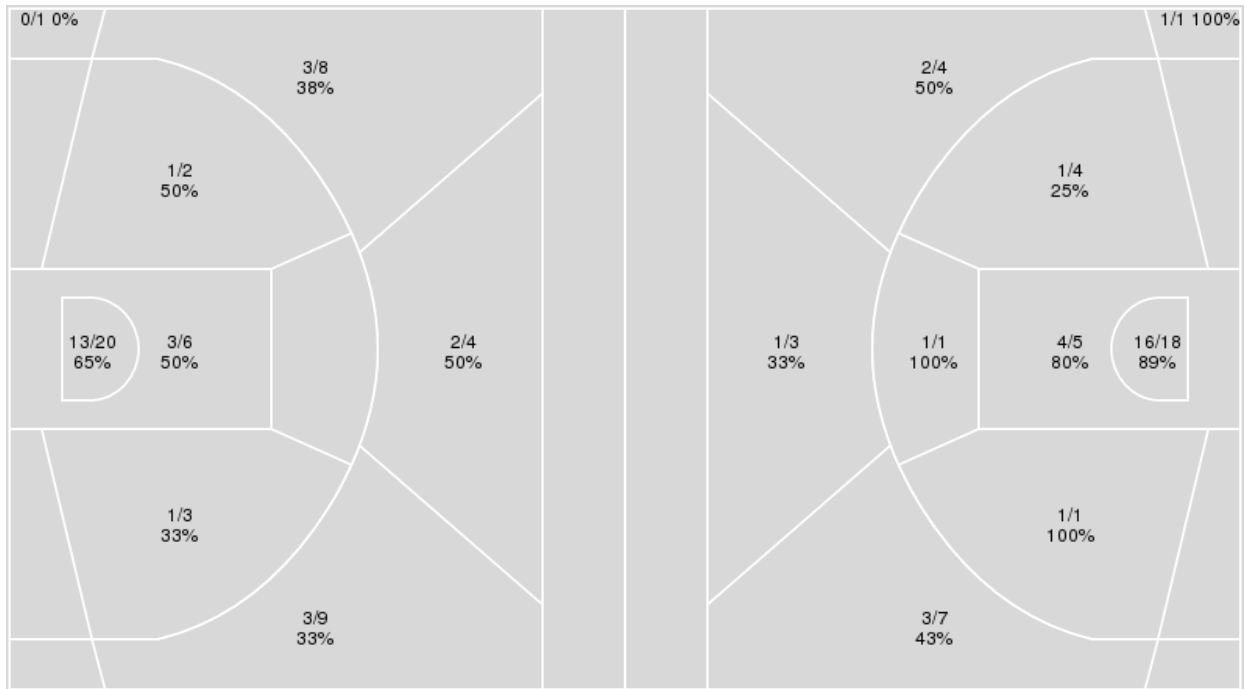
**Officials:** Kevin Brill, Michael Greenstein, Mark Fulton

{ Players => 0, 1, 2, 4, 5, 6, 7, 8, 13, 15, 20, 21, 22, 23, 24, 25; } FG  
Types => All; Results => All;

{ Players => 0, 1, 2, 3, 5, 10, 11, 12, 13, 15, 20, 22, 24, 31; } FG Types  
=> All; Results => All;

**San Jose St.**

**UNLV**



San Jose St.	M/A	%
Field Goals	26/53	49
2 Points	18/31	58
3 Points	8/22	36
Free Throws	5/10	50

UNLV	M/A	%
Field Goals	30/44	68
2 Points	23/29	79
3 Points	7/15	47
Free Throws	10/20	50



**UNLV at San Jose St.**

01/27/24 Provident Credit Union Event Center, San Jose  
2023-24 Men's Basketball

**Game Time:** 6:00 PM  
**Game Duration:** 1:46  
**Attendance:** 2,982

**Officials:** Kevin Brill, Michael Greenstein, Mark Fulton

**UNLV**

No	Name	Mins		Score		Points Diff		Points per Min		Assists		Rebounds		Steals		Turnovers	
		On	Off	On	Off	On	Off	On	Off	On	Off	On	Off	On	Off	On	Off
0	Isaiah Cottrell	07:55	32:05	19 - 12	58 - 53	7	5	2.40	1.81	4	11	4	22	1	2	1	10
5	Rob Whaley Jr.	31:49	08:11	58 - 52	19 - 13	6	6	1.82	2.32	11	4	22	4	2	1	10	1
10	Kalib Boone	18:17	21:43	22 - 34	55 - 31	-12	24	1.20	2.53	4	11	12	14	1	2	7	4
11	Dedan Thomas Jr.	33:41	06:19	60 - 60	17 - 5	0	12	1.78	2.69	11	4	23	3	3	0	10	1
13	Brooklyn Hicks	18:28	21:32	42 - 23	35 - 42	19	-7	2.27	1.63	6	9	12	14	2	1	3	8
15	Luis Rodriguez	37:26	02:34	73 - 63	4 - 2	10	2	1.95	1.56	15	0	25	1	2	1	10	1
20	Keylan Boone	37:53	02:07	73 - 62	4 - 3	11	1	1.93	1.89	14	1	25	1	2	1	10	1
24	Jackie Johnson III	14:31	25:29	38 - 19	39 - 46	19	-7	2.62	1.53	10	5	7	19	2	1	4	7

**San Jose St.**

No	Name	Mins		Score		Points Diff		Points per Min		Assists		Rebounds		Steals		Turnovers	
		On	Off	On	Off	On	Off	On	Off	On	Off	On	Off	On	Off	On	Off
0	Myron Amey Jr.	39:01	00:59	65 - 77	0 - 0	-12	0	1.67	0.00	14	0	19	1	2	1	10	0
1	Garrett Anderson	05:01	34:59	3 - 10	62 - 67	-7	-5	0.60	1.77	1	13	2	18	1	2	3	7
4	Adrame Diongue	20:07	19:53	35 - 40	30 - 37	-5	-7	1.74	1.51	9	5	8	12	3	0	5	5
5	Tibet Gorener	36:26	03:34	60 - 69	5 - 8	-9	-3	1.65	1.40	13	1	19	1	2	1	9	1
6	Latrell Davis	04:59	35:01	9 - 9	56 - 68	0	-12	1.81	1.60	2	12	5	15	1	2	0	10
13	Alvaro Cardenas	37:45	02:15	60 - 74	5 - 3	-14	2	1.59	2.22	13	1	17	3	3	0	10	0
15	Trey Anderson	38:27	01:33	63 - 75	2 - 2	-12	0	1.64	1.29	13	1	20	0	3	0	9	1
21	William Humer	01:20	38:40	3 - 1	62 - 76	2	-14	2.25	1.60	1	13	1	19	0	3	0	10
23	Diogo Seixas	16:54	23:06	27 - 30	38 - 47	-3	-9	1.60	1.65	4	10	9	11	0	3	4	6

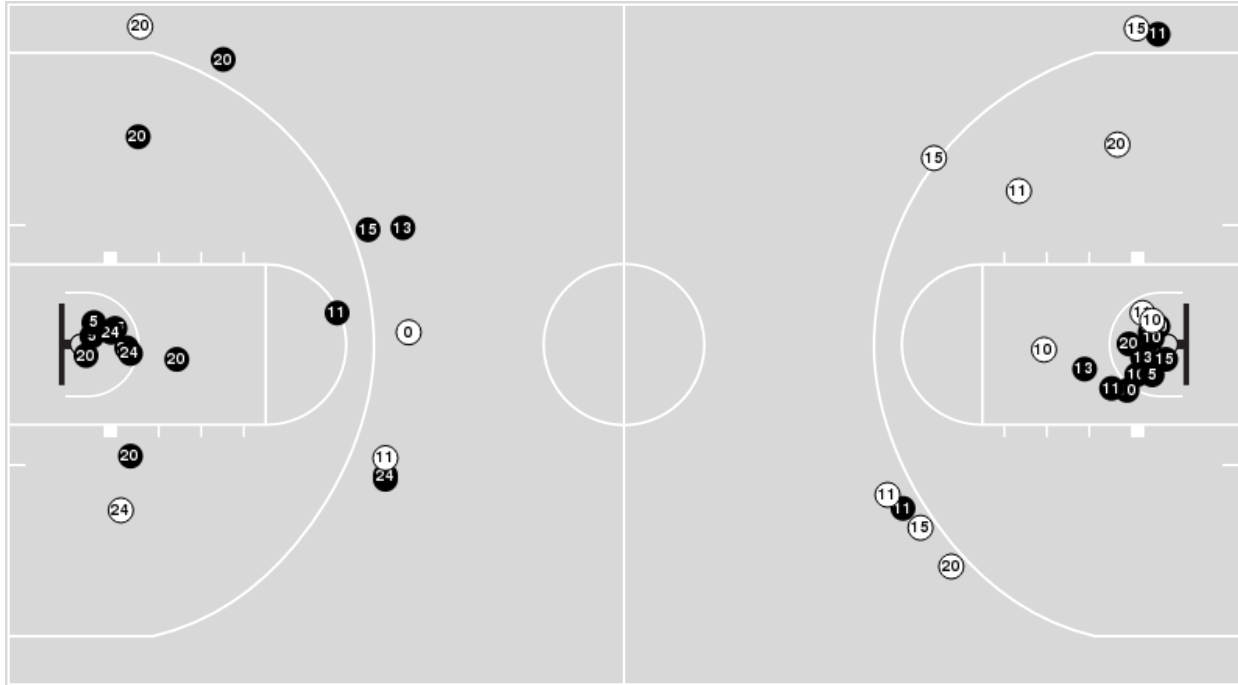


**Officials:** Kevin Brill, Michael Greenstein, Mark Fulton

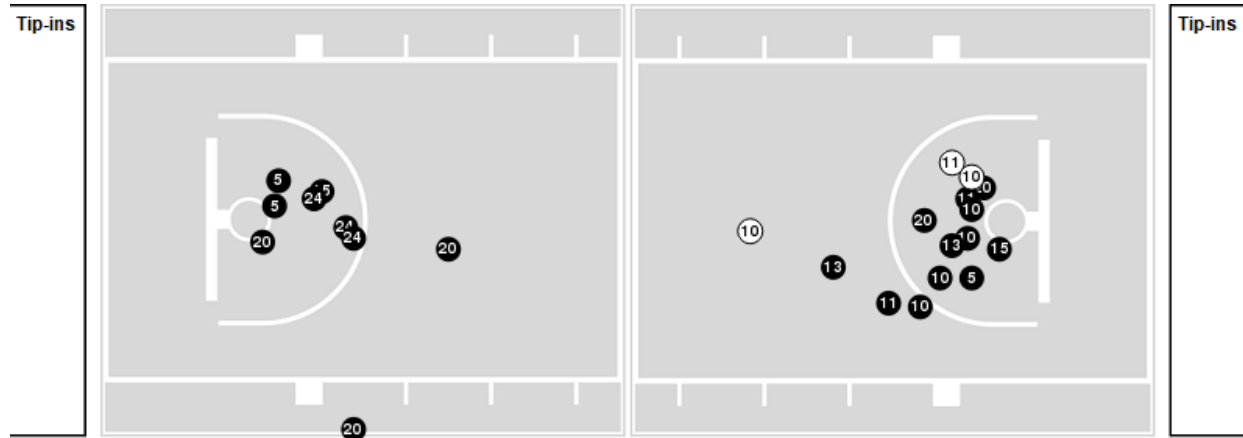
Players => 0, 1, 2, 3, 5, 10, 11, 12, 13, 15, 20, 22, 24, 31 FG Types=>All Results=>All

**UNLV**

**All Field Goals**



**Blow Up Chart**



● Made ○ Missed N - Player Number

UNLV	M/A	%
Field Goals	30/44	68
2 Points	23/29	79
3 Points	7/15	47
Free Throws	10/20	50

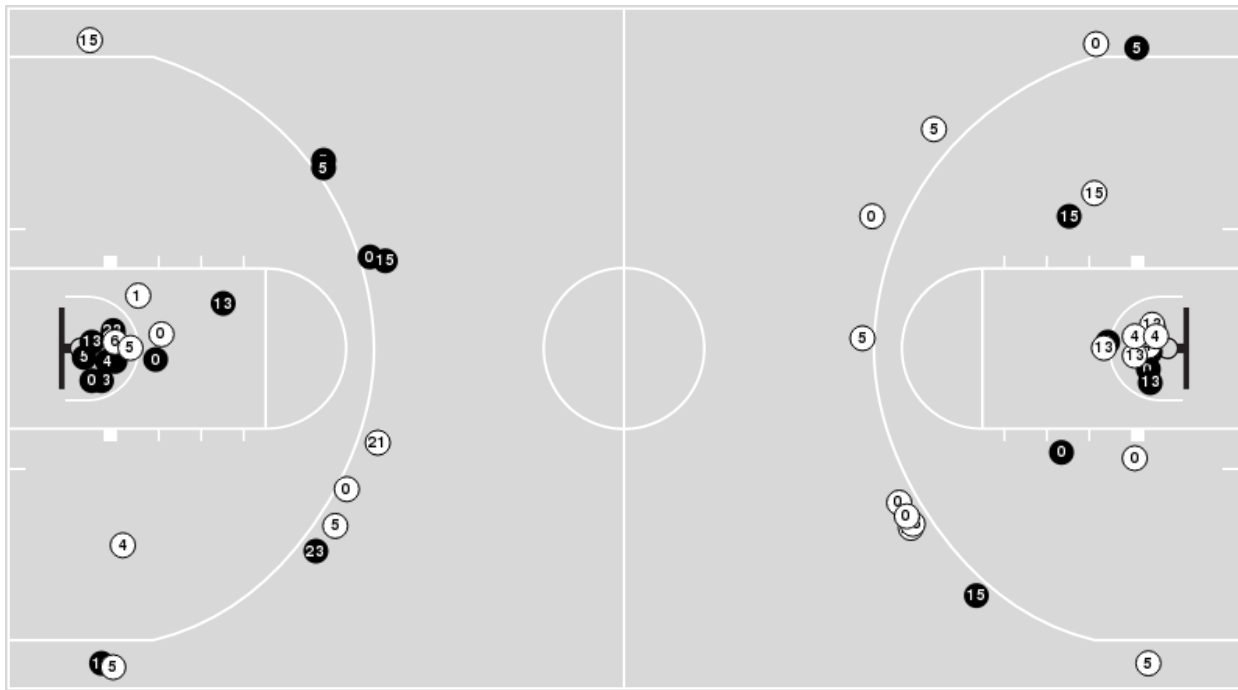
UNLV	M/A	%
Points in the Paint	40 (20 / 23)	87
Fast Break Points	2 (2/2)	100
Second Chance Points	2 (1/2)	50
Effective FG%	76	



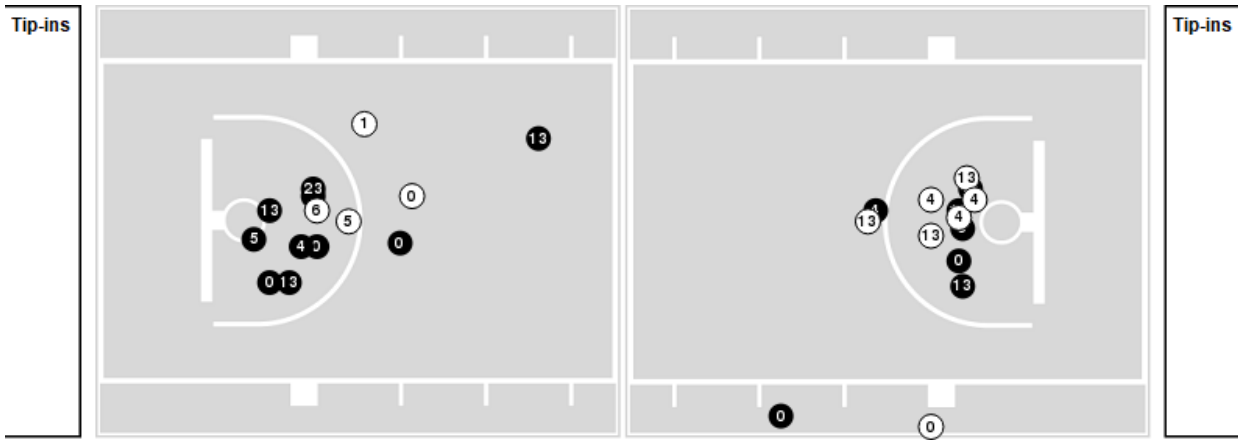
Players => 0, 1, 2, 4, 5, 6, 7, 8, 13, 15, 20, 21, 22, 23, 24, 25FG Types=>AllResults=>All

**San Jose St.**

**All Field Goals**



**Blow Up Chart**



● Made    ○ Missed    N - Player Number

San Jose St.	M/A	%
Field Goals	26/53	49
2 Points	18/31	58
3 Points	8/22	36
Free Throws	5/10	50

San Jose St.	M/A	%
Points in the Paint	32 (16 / 26)	62
Fast Break Points	6 (3/3)	100
Second Chance Points	0 (0/3)	0
Effective FG%	57	





Official Basketball Rotations Summary - Final  
**UNLV at San Jose St.**  
 01/27/24 Provident Credit Union Event Center, San Jose  
 2023-24 Men's Basketball

**Game Time:** 6:00 PM  
**Game Duration:** 1:46  
**Attendance:** 2,982

**Officials:** Kevin Brill, Michael Greenstein, Mark Fulton

**UNLV**

Lineup	Quarter On	Time On	Quarter Off	Time Off	Time on Court	Score	Score Diff	Reb	Stl	Tov	Ass	PPP
5- Whaley Jr. R/ 10- Boone K/ 11- Thomas Jr. D/ 15- Rodriguez L/ 20- Boone K/	1	20:00	1	14:19	05:41	11-19	-8	1	0	2	2	1.2222
0- Cottrell I/ 10- Boone K/ 11- Thomas Jr. D/ 13- Hicks B/ 24- Johnson III J/	1	14:19	1	12:46	01:33	2-2	0	1	1	1	0	1.0000
0- Cottrell I/ 5- Whaley Jr. R/ 13- Hicks B/ 15- Rodriguez L/ 24- Johnson III J/	1	12:46	1	12:12	00:34	2-1	1	0	0	0	1	2.0000
5- Whaley Jr. R/ 13- Hicks B/ 15- Rodriguez L/ 20- Boone K/ 24- Johnson III J/	1	12:12	1	11:21	00:51	0-0	0	0	0	1	0	0.0000
5- Whaley Jr. R/ 11- Thomas Jr. D/ 13- Hicks B/ 15- Rodriguez L/ 20- Boone K/	1	11:21	1	10:54	00:27	1-0	1	1	0	0	0	1.1364
5- Whaley Jr. R/ 10- Boone K/ 11- Thomas Jr. D/ 15- Rodriguez L/ 20- Boone K/	1	10:54	1	07:56	02:58	2-5	-3	4	0	1	0	0.3401
5- Whaley Jr. R/ 11- Thomas Jr. D/ 13- Hicks B/ 15- Rodriguez L/ 20- Boone K/	1	07:56	1	04:11	03:45	10-5	5	3	1	1	1	1.7007
10- Boone K/ 11- Thomas Jr. D/ 13- Hicks B/ 15- Rodriguez L/ 20- Boone K/	1	04:11	1	00:41	03:29	4-7	-3	1	0	0	1	0.9009
5- Whaley Jr. R/ 11- Thomas Jr. D/ 13- Hicks B/ 15- Rodriguez L/ 20- Boone K/	1	00:41	2	20:00	00:41	0-0	0	2	0	0	0	0.0000
5- Whaley Jr. R/ 10- Boone K/ 11- Thomas Jr. D/ 15- Rodriguez L/ 20- Boone K/	2	20:00	2	15:24	04:36	3-1	2	5	0	3	1	0.4438
0- Cottrell I/ 5- Whaley Jr. R/ 11- Thomas Jr. D/ 15- Rodriguez L/ 20- Boone K/	2	15:24	2	13:46	01:38	0-5	-5	1	0	0	0	0.0000
0- Cottrell I/ 5- Whaley Jr. R/ 13- Hicks B/ 20- Boone K/ 24- Johnson III J/	2	13:46	2	12:45	01:01	2-0	2	0	0	0	0	1.0000
0- Cottrell I/ 13- Hicks B/ 15- Rodriguez L/ 20- Boone K/ 24- Johnson III J/	2	12:45	2	09:36	03:09	13-4	9	2	0	0	3	2.0570
5- Whaley Jr. R/ 13- Hicks B/ 15- Rodriguez L/ 20- Boone K/ 24- Johnson III J/	2	09:36	2	08:52	00:44	0-0	0	1	0	0	0	0.0000
5- Whaley Jr. R/ 11- Thomas Jr. D/ 13- Hicks B/ 15- Rodriguez L/ 20- Boone K/	2	08:52	2	06:39	02:13	8-4	4	1	0	0	0	2.1277
5- Whaley Jr. R/ 11- Thomas Jr. D/ 15- Rodriguez L/ 20- Boone K/ 24- Johnson III J/	2	06:39	2	00:00	06:39	19-12	7	3	1	2	6	1.9231



**Officials:** Kevin Brill, Michael Greenstein, Mark Fulton

**San Jose St.**

Lineup	Quarter On	Time On	Quarter Off	Time Off	Time on Court	Score	Score Diff	Reb	Stl	Tov	Ass	PPP
0- Amey Jr. M/ 4- Diongue A/ 5- Gorener T/ 13- Cardenas A/ 15- Anderson T/	1	20:00	1	14:19	05:41	19-11	8	2	2	0	7	2.3750
0- Amey Jr. M/ 1- Anderson G/ 5- Gorener T/ 13- Cardenas A/ 23- Seixas D/	1	14:19	1	12:46	01:33	2-2	0	0	0	1	1	0.6667
0- Amey Jr. M/ 1- Anderson G/ 13- Cardenas A/ 15- Anderson T/ 23- Seixas D/	1	12:46	1	11:53	00:53	1-2	-1	0	0	1	0	0.6944
1- Anderson G/ 4- Diongue A/ 6- Davis L/ 13- Cardenas A/ 15- Anderson T/	1	11:53	1	11:02	00:51	0-0	0	1	1	0	0	0.0000
1- Anderson G/ 6- Davis L/ 13- Cardenas A/ 15- Anderson T/ 21- Humer W/	1	11:02	1	10:54	00:08	0-0	0	0	0	0	0	0.0000
0- Amey Jr. M/ 5- Gorener T/ 6- Davis L/ 15- Anderson T/ 21- Humer W/	1	10:54	1	09:42	01:12	3-1	2	1	0	0	1	1.5000
0- Amey Jr. M/ 5- Gorener T/ 6- Davis L/ 15- Anderson T/ 23- Seixas D/	1	09:42	1	08:39	01:03	2-2	0	2	0	0	0	0.6667
0- Amey Jr. M/ 5- Gorener T/ 13- Cardenas A/ 15- Anderson T/ 23- Seixas D/	1	08:39	1	05:45	02:54	5-5	0	1	0	1	1	1.0000
0- Amey Jr. M/ 4- Diongue A/ 5- Gorener T/ 13- Cardenas A/ 15- Anderson T/	1	05:45	1	04:11	01:34	0-5	-5	0	0	1	0	0.0000
0- Amey Jr. M/ 5- Gorener T/ 13- Cardenas A/ 15- Anderson T/ 23- Seixas D/	1	04:11	1	00:03	04:08	7-4	3	3	0	0	2	1.4344
0- Amey Jr. M/ 5- Gorener T/ 6- Davis L/ 13- Cardenas A/ 15- Anderson T/	1	00:03	2	20:00	00:03	0-0	0	1	0	0	0	0.0000
0- Amey Jr. M/ 4- Diongue A/ 5- Gorener T/ 13- Cardenas A/ 15- Anderson T/	2	20:00	2	16:48	03:12	1-1	0	2	0	1	0	0.1701
0- Amey Jr. M/ 5- Gorener T/ 13- Cardenas A/ 15- Anderson T/ 23- Seixas D/	2	16:48	2	13:46	03:02	5-2	3	2	0	0	0	1.0000
0- Amey Jr. M/ 4- Diongue A/ 5- Gorener T/ 13- Cardenas A/ 15- Anderson T/	2	13:46	2	12:45	01:01	0-2	-2	1	0	2	0	0.0000
0- Amey Jr. M/ 1- Anderson G/ 5- Gorener T/ 13- Cardenas A/ 15- Anderson T/	2	12:45	2	11:09	01:36	0-6	-6	1	0	1	0	0.0000
0- Amey Jr. M/ 4- Diongue A/ 5- Gorener T/ 13- Cardenas A/ 15- Anderson T/	2	11:09	2	08:52	02:17	4-7	-3	1	0	0	0	1.0000
0- Amey Jr. M/ 4- Diongue A/ 6- Davis L/ 13- Cardenas A/ 15- Anderson T/	2	08:52	2	07:10	01:42	4-6	-2	0	0	0	1	1.3333
0- Amey Jr. M/ 5- Gorener T/ 13- Cardenas A/ 15- Anderson T/ 23- Seixas D/	2	07:10	2	03:49	03:21	5-13	-8	1	0	1	0	1.1574
0- Amey Jr. M/ 4- Diongue A/ 5- Gorener T/ 13- Cardenas A/ 15- Anderson T/	2	03:49	2	00:00	03:49	7-8	-1	1	0	1	1	1.1667



UNLV at San Jose St.

01/27/24 Provident Credit Union Event Center, San Jose  
2023-24 Men's Basketball

Game Time: 6:00 PM  
Game Duration: 1:46  
Attendance: 2,982

Officials: Kevin Brill, Michael Greenstein, Mark Fulton

UNLV

Lineup	Time	Score	Score Diff	Pts/Min	Reb	Stl	Tov	Ass	PPP
5- Whaley Jr. R/ 10- Boone K/ 11- Thomas Jr. D/ 15- Rodriguez L/ 20- Boone K/	13:15	16-25	-9	1.2075	10	0	6	3	0.7394
5- Whaley Jr. R/ 11- Thomas Jr. D/ 13- Hicks B/ 15- Rodriguez L/ 20- Boone K/	07:06	19-9	10	2.6717	7	1	1	1	1.6493
5- Whaley Jr. R/ 11- Thomas Jr. D/ 15- Rodriguez L/ 20- Boone K/ 24- Johnson III J/	06:39	19-12	7	2.8571	3	1	2	6	1.9231
10- Boone K/ 11- Thomas Jr. D/ 13- Hicks B/ 15- Rodriguez L/ 20- Boone K/	03:29	4-7	-3	1.1467	1	0	0	1	0.9009
0- Cottrell I/ 13- Hicks B/ 15- Rodriguez L/ 20- Boone K/ 24- Johnson III J/	03:09	13-4	9	4.1270	2	0	0	3	2.0570
0- Cottrell I/ 5- Whaley Jr. R/ 11- Thomas Jr. D/ 15- Rodriguez L/ 20- Boone K/	01:38	0-5	-5	0.0000	1	0	0	0	0.0000
5- Whaley Jr. R/ 13- Hicks B/ 15- Rodriguez L/ 20- Boone K/ 24- Johnson III J/	01:35	0-0	0	0.0000	1	0	1	0	0.0000
0- Cottrell I/ 10- Boone K/ 11- Thomas Jr. D/ 13- Hicks B/ 24- Johnson III J/	01:33	2-2	0	1.2903	1	1	1	0	1.0000
0- Cottrell I/ 5- Whaley Jr. R/ 13- Hicks B/ 20- Boone K/ 24- Johnson III J/	01:01	2-0	2	1.9672	0	0	0	0	1.0000
0- Cottrell I/ 5- Whaley Jr. R/ 13- Hicks B/ 15- Rodriguez L/ 24- Johnson III J/	00:34	2-1	1	3.5294	0	0	0	1	2.0000



**UNLV at San Jose St.**

01/27/24 Provident Credit Union Event Center, San Jose  
2023-24 Men's Basketball

**Game Time:** 6:00 PM  
**Game Duration:** 1:46  
**Attendance:** 2,982

**Officials:** Kevin Brill, Michael Greenstein, Mark Fulton

**San Jose St.**

Lineup	Time	Score	Score Diff	Pts/Min	Reb	Stl	Tov	Ass	PPP
0- Amey Jr. M/ 4- Diongue A/ 5- Gorener T/ 13- Cardenas A/ 15- Anderson T/	17:34	31-34	-3	1.7647	7	2	5	8	1.0734
0- Amey Jr. M/ 5- Gorener T/ 13- Cardenas A/ 15- Anderson T/ 23- Seixas D/	13:25	22-24	-2	1.6398	7	0	2	3	1.1458
0- Amey Jr. M/ 4- Diongue A/ 6- Davis L/ 13- Cardenas A/ 15- Anderson T/	01:42	4-6	-2	2.3529	0	0	0	1	1.3333
0- Amey Jr. M/ 1- Anderson G/ 5- Gorener T/ 13- Cardenas A/ 15- Anderson T/	01:36	0-6	-6	0.0000	1	0	1	0	0.0000
0- Amey Jr. M/ 1- Anderson G/ 5- Gorener T/ 13- Cardenas A/ 23- Seixas D/	01:33	2-2	0	1.2903	0	0	1	1	0.6667
0- Amey Jr. M/ 5- Gorener T/ 6- Davis L/ 15- Anderson T/ 21- Humer W/	01:12	3-1	2	2.5000	1	0	0	1	1.5000
0- Amey Jr. M/ 5- Gorener T/ 6- Davis L/ 15- Anderson T/ 23- Seixas D/	01:03	2-2	0	1.9048	2	0	0	0	0.6667
0- Amey Jr. M/ 1- Anderson G/ 13- Cardenas A/ 15- Anderson T/ 23- Seixas D/	00:53	1-2	-1	1.1321	0	0	1	0	0.6944
1- Anderson G/ 4- Diongue A/ 6- Davis L/ 13- Cardenas A/ 15- Anderson T/	00:51	0-0	0	0.0000	1	1	0	0	0.0000
1- Anderson G/ 6- Davis L/ 13- Cardenas A/ 15- Anderson T/ 21- Humer W/	00:08	0-0	0	0.0000	0	0	0	0	0.0000
0- Amey Jr. M/ 5- Gorener T/ 6- Davis L/ 13- Cardenas A/ 15- Anderson T/	00:03	0-0	0	0.0000	1	0	0	0	0.0000