



Officials: Gordon Torigoe, Teresa Olsen, Jerry Ousley

Air Force - 78

Record: 11-12 (4-6)

NO.	Name	Min	FG	3P	FT	Rebounds			Fouls		TP	AS	TO	ST	Blocks		+/-
			M-A	M-A	M-A	OR	DR	TOT	PF	FD					BS	BA	
30	Dasha Macmillan	F 28:08	4-7	2-3	0-0	0	2	2	0	2	10	0	2	0	0	0	19
1	Alexis Cortez	G 29:57	3-6	0-2	0-0	0	2	2	2	1	6	2	7	3	0	0	31
2	Milahnne Perry	G 24:40	9-14	4-6	2-2	0	0	0	2	2	24	7	2	2	0	0	23
4	Madison Smith	G 16:56	3-8	1-3	2-2	1	0	1	3	1	9	1	3	2	0	0	16
10	Jayda McNabb	G 24:48	2-3	0-0	1-1	0	0	0	3	3	5	1	1	3	0	0	32
5	Taylor Britt	12:16	1-1	0-0	0-0	1	1	2	3	1	2	2	2	3	0	0	8
13	Keelie O'Hollaren	15:26	4-5	3-4	1-2	0	0	0	1	1	12	1	2	0	0	0	-1
24	Marissa Hargrave	09:14	0-2	0-1	0-0	0	1	1	3	1	0	1	0	0	0	0	-5
31	Emily Adams	11:52	1-4	0-0	2-2	0	1	1	1	1	4	0	0	3	0	0	3
40	Jo Huntimer	13:41	0-1	0-1	0-0	0	0	0	0	3	0	2	1	3	0	0	8
0	Jordyn DeVaughn	04:56	1-1	0-0	4-4	0	0	0	1	2	6	0	0	0	0	0	-10
23	Parker Brown	04:56	0-0	0-0	0-0	0	0	0	2	0	0	0	1	0	0	0	-10
20	Clara Teigland	03:11	0-0	0-0	0-0	0	0	0	0	0	0	0	0	0	0	0	-4
Team						1	0	1			0		0				
Totals			28-52	10-20	12-13	3	7	10	21	18	78	17	21	19	0	0	22

Shooting By Period		
1 st FG%	9-16	56.3%
3PT%	6-9	66.7%
FT%	1-2	50%
2 nd FG%	7-12	58.3%
3PT%	0-1	0.0%
FT%	5-5	100%
3 rd FG%	8-13	61.5%
3PT%	3-6	50.0%
FT%	0-0	0%
4 th FG%	4-11	36.4%
3PT%	1-4	25.0%
FT%	6-6	100%
GM FG%	28-52	53.8%
3PT%	10-20	50.0%
FT%	12-13	92.3%

Dead Ball Rebounds: 1, 0

Technical Fouls::NONE

San Jose St. - 56

Record: 6-15 (1-8)

NO.	Name	Min	FG	3P	FT	Rebounds			Fouls		TP	AS	TO	ST	Blocks		+/-
			M-A	M-A	M-A	OR	DR	TOT	PF	FD					BS	BA	
11	Marisa Davis-Jones	F 30:17	4-6	0-0	7-7	0	1	1	4	5	15	1	8	0	0	0	-13
15	Maya Anderson	F 36:15	1-3	1-2	4-6	2	3	5	3	3	7	1	1	2	0	0	-20
34	Semaj Smith	C 07:48	1-1	0-0	0-0	1	1	2	2	0	2	0	1	1	0	0	-1
0	Sydni Summers	G 23:58	3-4	2-3	2-2	0	2	2	3	4	10	2	8	2	0	0	-12
21	Sofia Kelemen	G 33:23	1-2	0-1	3-4	1	4	5	0	3	5	4	8	1	0	0	-13
24	Amhyia Moreland	24:48	4-7	0-0	2-2	3	1	4	2	2	10	1	5	1	0	0	-29
30	Sabrina Ma	25:53	0-5	0-5	5-6	0	6	6	4	4	5	0	6	3	0	0	-17
23	Alani Fluker	14:39	1-2	0-0	0-0	1	2	3	0	0	2	0	1	0	0	0	1
31	Mia Grizelj	02:27	0-0	0-0	0-0	1	0	1	0	0	0	0	0	0	0	0	-2
3	Nailea Nicholas	00:31	0-0	0-0	0-0	0	0	0	0	0	0	0	0	0	0	0	-4
Team						0	1	1			0		3				
Totals			15-30	3-11	23-27	9	21	30	18	21	56	9	41	10	0	0	-22

Shooting By Period		
1 st FG%	1-2	50.0%
3PT%	1-2	50.0%
FT%	0-0	0%
2 nd FG%	6-13	46.2%
3PT%	1-4	25.0%
FT%	4-6	66.7%
3 rd FG%	3-6	50.0%
3PT%	0-1	0.0%
FT%	3-4	75%
4 th FG%	5-9	55.6%
3PT%	1-4	25.0%
FT%	16-17	94.1%
GM FG%	15-30	50.0%
3PT%	3-11	27.3%
FT%	23-27	85.2%

Dead Ball Rebounds: 3, 0

Technical Fouls::NONE

	AFA	SJS
Biggest lead	34 (3 rd 0:28)	0 (1 st 10:00)
Best Scoring Run	17 (1 st 2:22)	7 (2 nd 5:31)
Lead Changes	0	
Times Tied	0	
Time with Lead	37:57	00:00

	AFA	SJS
Points from		
Turnovers	48	20
Paint	32	24
Second Chance	0	10
Fast Breaks	9	4
Bench	24	17

	Period by Period Scoring				
	1st	2nd	3rd	4th	TOT
AFA	25	19	19	15	78
SJS	3	17	9	27	56



Officials: Gordon Torigoe, Teresa Olsen, Jerry Ousley

Period 1

Quarter Starters:

SJS	0 Summers S	11 Davis-Jones M	15 Anderson M	21 Kelemeni S	34 Smith S
AFA	1 Cortez A	2 Perry M	4 Smith M	10 McNabb J	30 Macmillan D

Game Time	SJS	Score	Diff	AFA
10:00	34 SMITH S jumpball lost			10 MCNABB J jumpball won
09:29	21 KELEMENI S steal (1)			10 MCNABB J turnover lost ball (1)
09:13	34 SMITH S turnover bad pass (1)			
08:55				4 SMITH M 2pt FG from turnover in the paint, layup missed
08:52				4 SMITH M offensive rebound (1)
08:51				4 SMITH M 2pt FG from turnover second chance in the paint, layup missed
08:50	34 SMITH S defensive rebound (1)			
08:50	0 SUMMERS S foul drawn (1)			4 SMITH M foul personal (1 - 1)
08:31	21 KELEMENI S turnover bad pass (1)			1 CORTEZ A steal (1)
08:24				30 MACMILLAN D 2pt FG from turnover outside the paint, jump shot missed
08:20	15 ANDERSON M defensive rebound (1)			
08:20	jump ball situation			
08:11	0 SUMMERS S turnover travel (1)			
08:11	34 SMITH S substitution out			
08:11	24 MORELAND A substitution in			
07:57		0-3	-3	2 PERRY M 3pt FG from turnover, jump shot made (3)
07:57				1 CORTEZ A assist (1)
07:39	Timeout 30 Sec			
07:39	Timeout media			
07:37	0 SUMMERS S turnover (2)			
07:26		0-5	-5	4 SMITH M 2pt FG from turnover in the paint, layup made (2)
07:26				2 PERRY M assist (1)
07:16	21 KELEMENI S turnover bad pass (2)			4 SMITH M steal (1)
07:07				1 CORTEZ A turnover travel (1)
07:07	21 KELEMENI S substitution out			
07:07	30 MA S substitution in			
07:01	0 SUMMERS S turnover bad pass (3)			
06:50				1 CORTEZ A 3pt FG from turnover, jump shot missed
06:45	30 MA S defensive rebound (1)			
06:17	11 DAVIS-JONES M turnover travel (1)			
06:06		0-8	-8	4 SMITH M 3pt FG from turnover, jump shot made (5)
06:06				2 PERRY M assist (2)
05:56	0 SUMMERS S turnover bad pass (4)			10 MCNABB J steal (1)
05:47		0-11	-11	2 PERRY M 3pt FG from turnover, jump shot made (6)
05:47				4 SMITH M assist (1)
05:34	15 ANDERSON M 3pt FG , jump shot missed			
05:31				30 MACMILLAN D defensive rebound (1)
05:24				4 SMITH M 3pt FG , jump shot missed
05:21	24 MORELAND A defensive rebound (1)			
05:05	24 MORELAND A foul drawn (1)			4 SMITH M foul personal (2 - 2)
05:05	0 SUMMERS S substitution out			
05:05	21 KELEMENI S substitution in			



Officials: Gordon Torigoe, Teresa Olsen, Jerry Ousley

Game Time	SJS	Score	Diff	AFA
05:05				2 PERRY M substitution out
05:05				4 SMITH M substitution out
05:05				5 BRITT T substitution in
05:05				13 O'HOLLAREN K substitution in
04:52	11 DAVIS-JONES M turnover bad pass (2)			
04:52	11 DAVIS-JONES M substitution out			
04:52	23 FLUKER A substitution in			
04:44	30 MA S steal (1)			1 CORTEZ A turnover bad pass (2)
04:23	30 MA S turnover bad pass (1)			5 BRITT T steal (1)
04:12		0-14	-14	13 O'HOLLAREN K 3pt FG from turnover, jump shot made (3)
04:12				5 BRITT T assist (1)
03:43	21 KELEMENI S turnover bad pass (3)			5 BRITT T steal (2)
03:35				13 O'HOLLAREN K turnover out of bounds (1)
03:35	24 MORELAND A substitution out			
03:35	31 GRIZELJ M substitution in			
03:35				10 MCNABB J substitution out
03:35				24 HARGRAVE M substitution in
03:28	30 MA S foul offensive (1 - 1)			1 CORTEZ A foul drawn (1)
03:28	30 MA S turnover offensive (2)			
03:08				1 CORTEZ A 2pt FG from turnover in the paint, layup missed
03:05	21 KELEMENI S defensive rebound (1)			
02:45	21 KELEMENI S turnover lost ball (4)			
02:45	21 KELEMENI S substitution out			
02:45	23 FLUKER A substitution out			
02:45	31 GRIZELJ M substitution out			
02:45	0 SUMMERS S substitution in			
02:45	24 MORELAND A substitution in			
02:45	34 SMITH S substitution in			
02:45				1 CORTEZ A substitution out
02:45				30 MACMILLAN D substitution out
02:45				31 ADAMS E substitution in
02:45				40 HUNTIMER J substitution in
02:33	30 MA S foul shooting (2 - 2)			13 O'HOLLAREN K foul drawn (1)
02:33				13 O'HOLLAREN K free throw 1 - 2 missed
02:33				offensive dead ball rebound (1)
02:33		0-15	-15	13 O'HOLLAREN K free throw 2 - 2 made (4)
02:31	24 MORELAND A turnover bad pass (1)			
02:24	0 SUMMERS S foul personal (1 - 3)			24 HARGRAVE M foul drawn (1)
02:22		0-17	-17	13 O'HOLLAREN K 2pt FG from turnover in the paint, layup made (6)
02:22				40 HUNTIMER J assist (1)
02:09	0 SUMMERS S foul drawn (2)			24 HARGRAVE M foul personal (1 - 3)
02:09	15 ANDERSON M substitution out			
02:09	21 KELEMENI S substitution in			
02:09				5 BRITT T substitution out
02:09				2 PERRY M substitution in
01:58	30 MA S turnover bad pass (3)			40 HUNTIMER J steal (1)
01:51				13 O'HOLLAREN K 3pt FG from turnover, jump shot missed
01:48	21 KELEMENI S defensive rebound (2)			



Official Basketball Play by Play - 1st Period
Air Force at San Jose St.
 02/03/24 Provident Credit Union Event Center, San Jose
 2023-24 Women's Basketball

Game Time: 1:00 PM
Game Duration: 1:50
Attendance: 505

Officials: Gordon Torigoe, Teresa Olsen, Jerry Ousley

Game Time	SJS	Score	Diff	AFA
01:43	0 SUMMERS S 3pt FG , jump shot made (3)	3-17	-14	
01:14		3-19	-16	2 PERRY M 2pt FG in the paint, jump shot made (8)
01:14				24 HARGRAVE M assist (1)
00:43	21 KELEMENI S turnover lost ball (5)			31 ADAMS E steal (1)
00:34	jump ball situation			
00:34	34 SMITH S substitution out			
00:34	11 DAVIS-JONES M substitution in			
00:34				13 O'HOLLAREN K substitution out
00:34				24 HARGRAVE M substitution out
00:34				1 CORTEZ A substitution in
00:34				10 MCNABB J substitution in
00:30		3-22	-19	2 PERRY M 3pt FG from turnover, jump shot made (11)
00:30				40 HUNTIMER J assist (2)
00:05	0 SUMMERS S turnover bad pass (5)			
00:01		3-25	-22	2 PERRY M 3pt FG from turnover, jump shot made (14)
END OF PERIOD				
SJS 3-25 AFA				



Air Force at San Jose St.

02/03/24 Provident Credit Union Event Center, San Jose
2023-24 Women's Basketball

Game Time: 1:00 PM
Game Duration: 1:50
Attendance: 505

Officials: Gordon Torigoe, Teresa Olsen, Jerry Ousley

Air Force - 25

NO.	Name	F	Min	FG			Rebounds			Fouls		TP	AS	TO	ST	Blocks		+/-
				M-A	M-A	M-A	OR	DR	TOT	PF	FD					BS	BA	
30	Dasha Macmillan	F	07:15	0-1	0-0	0-0	0	1	1	0	0	0	0	0	0	0	0	14
1	Alexis Cortez	G	07:49	0-2	0-1	0-0	0	0	0	0	1	0	1	2	1	0	0	20
2	Milahnne Perry	G	07:04	5-5	4-4	0-0	0	0	0	0	0	14	2	0	0	0	0	16
4	Madison Smith	G	04:55	2-5	1-2	0-0	1	0	1	2	0	5	1	0	1	0	0	11
10	Jayda McNabb	G	06:59	0-0	0-0	0-0	0	0	0	0	0	0	0	1	1	0	0	20
5	Taylor Britt		02:56	0-0	0-0	0-0	0	0	0	0	0	0	1	0	2	0	0	6
13	Keelie O'Hollaren		04:31	2-3	1-2	1-2	0	0	0	0	1	6	0	1	0	0	0	5
24	Marissa Hargrave		03:01	0-0	0-0	0-0	0	0	0	1	1	0	1	0	0	0	0	2
31	Emily Adams		02:45	0-0	0-0	0-0	0	0	0	0	0	0	0	0	1	0	0	8
40	Jo Huntimer		02:45	0-0	0-0	0-0	0	0	0	0	0	0	2	0	1	0	0	8
Team							0	0	0			0		0				
Totals				9-16	6-9	1-2	1	1	2	3	3	25	8	4	7	0	0	22

Shooting By Period		
1st FG%	9-16	56.3%
3PT%	6-9	66.7%
FT%	1-2	50%
GM FG%	9-16	56.3%
3PT%	6-9	66.7%
FT%	1-2	50.0%

Dead Ball Rebounds: 1, 0

Technical Fouls::NONE

San Jose St. - 3

NO.	Name	F	Min	FG			Rebounds			Fouls		TP	AS	TO	ST	Blocks		+/-
				M-A	M-A	M-A	OR	DR	TOT	PF	FD					BS	BA	
11	Marisa Davis-Jones	F	05:42	0-0	0-0	0-0	0	0	0	0	0	0	0	2	0	0	0	-17
15	Maya Anderson	F	07:51	0-1	0-1	0-0	0	1	1	0	0	0	0	0	0	0	0	-17
34	Semaj Smith	C	04:00	0-0	0-0	0-0	0	1	1	0	0	0	0	1	0	0	0	-2
0	Sydni Summers	G	07:40	1-1	1-1	0-0	0	0	0	1	2	3	0	5	0	0	0	-19
21	Sofia Kelemeni	G	07:22	0-0	0-0	0-0	0	2	2	0	0	0	0	5	1	0	0	-13
24	Amhyia Moreland		07:21	0-0	0-0	0-0	0	1	1	0	1	0	0	1	0	0	0	-22
30	Sabrina Ma		07:07	0-0	0-0	0-0	0	1	1	2	0	0	0	3	1	0	0	-17
23	Alani Fluker		02:07	0-0	0-0	0-0	0	0	0	0	0	0	0	0	0	0	0	-3
31	Mia Grizelj		00:50	0-0	0-0	0-0	0	0	0	0	0	0	0	0	0	0	0	0
Team							0	0	0			0		0				
Totals				1-2	1-2	0-0	0	6	6	3	3	3	0	17	2	0	0	-22

Shooting By Period		
1st FG%	1-2	50.0%
3PT%	1-2	50.0%
FT%	0-0	0%
GM FG%	1-2	50.0%
3PT%	1-2	50.0%
FT%	0-0	0.0%

Dead Ball Rebounds: 0, 0

Technical Fouls::NONE

	AFA	SJS
Biggest lead	22 (1 st 0:01)	0 (1 st 10:00)
Best Scoring Run	17(1 st 2:22)	3(1 st 1:43)
Lead Changes	0	
Times Tied	0	
Time with Lead	07:57	00:00

	AFA	SJS
Points from		
Turnovers	23	0
Paint	6	0
Second Chance	0	0
Fast Breaks	0	0
Bench	6	0

	Period by Period Scoring				
	1st	2nd	3rd	4th	TOT
AFA	25	19	19	15	78
SJS	3	17	9	27	56



Officials: Gordon Torigoe, Teresa Olsen, Jerry Ousley

Period 2

Quarter Starters:

SJS	0 Summers S	11 Davis-Jones M	21 Kelemeni S	24 Moreland A	30 Ma S
AFA	1 Cortez A	2 Perry M	5 Britt T	10 McNabb J	30 Macmillan D

Game Time	SJS	Score	Diff	AFA
10:00				31 ADAMS E substitution out
10:00				40 HUNTIMER J substitution out
10:00				5 BRITT T substitution in
10:00				30 MACMILLAN D substitution in
09:52	0 SUMMERS S turnover bad pass (6)			
09:52	0 SUMMERS S substitution out			
09:52	15 ANDERSON M substitution in			
09:34				2 PERRY M 2pt FG from turnover in the paint, jump shot missed
09:32	30 MA S defensive rebound (2)			
09:15	30 MA S 3pt FG , jump shot missed			
09:13				5 BRITT T defensive rebound (1)
09:10		3-27	-24	10 MCNABB J 2pt FG fast break in the paint, layup made (2)
09:10				2 PERRY M assist (3)
09:10	11 DAVIS-JONES M foul shooting (1 - 1)			10 MCNABB J foul drawn (1)
09:10		3-28	-25	10 MCNABB J free throw fast break 1 - 1 made (3)
08:52	jump ball situation			
08:52	30 MA S turnover lost ball (4)			1 CORTEZ A steal (2)
08:39		3-30	-27	2 PERRY M 2pt FG from turnover in the paint, turnaround jump shot made (16)
08:26	turnover 10 sec back court (20)			
08:16	30 MA S steal (2)			5 BRITT T turnover bad pass (1)
08:11	30 MA S foul drawn (1)			2 PERRY M foul personal (1 - 1)
08:11	30 MA S substitution out			
08:11	0 SUMMERS S substitution in			
08:00	24 MORELAND A 2pt FG from turnover in the paint, layup made (2)	5-30	-25	
08:00	21 KELEMENI S assist (1)			
07:34	jump ball situation			
07:34	0 SUMMERS S steal (1)			1 CORTEZ A turnover lost ball (3)
07:13	21 KELEMENI S foul drawn (1)			5 BRITT T foul personal (1 - 2)
06:50	0 SUMMERS S 3pt FG from turnover, jump shot missed			
06:47	24 MORELAND A offensive rebound (2)			
06:47	24 MORELAND A 2pt FG from turnover second chance in the paint, layup missed			
06:46	15 ANDERSON M offensive rebound (2)			
06:46	15 ANDERSON M foul drawn (1)			5 BRITT T foul shooting (2 - 3)
06:46				5 BRITT T substitution out
06:46				13 O'HOLLAREN K substitution in
06:46	15 ANDERSON M free throw fast break 1 - 2 missed			
06:46	offensive dead ball rebound (1)			
06:46	15 ANDERSON M free throw fast break 2 - 2 missed			
06:45				30 MACMILLAN D defensive rebound (2)
06:26				2 PERRY M 2pt FG in the paint, layup missed
06:23	0 SUMMERS S defensive rebound (1)			



Officials: Gordon Torigoe, Teresa Olsen, Jerry Ousley

Game Time	SJS	Score	Diff	AFA
06:19	0 SUMMERS S 3pt FG , jump shot made (6)	8-30	-22	
06:02	15 ANDERSON M foul personal (1 - 2)			2 PERRY M foul drawn (1)
06:02	21 KELEMENI S substitution out			
06:02	30 MA S substitution in			
05:52	0 SUMMERS S foul personal (2 - 3)			10 MCNABB J foul drawn (2)
05:52				1 CORTEZ A substitution out
05:52				40 HUNTIMER J substitution in
05:50				30 MACMILLAN D 2pt FG in the paint, layup missed
05:47	30 MA S defensive rebound (3)			
05:31	24 MORELAND A 2pt FG in the paint, layup made (4)	10-30	-20	
05:31	11 DAVIS-JONES M assist (1)			
05:12		10-32	-22	30 MACMILLAN D 2pt FG outside the paint, jump shot made (2)
05:12				2 PERRY M assist (4)
04:46	15 ANDERSON M 2pt FG in the paint, layup missed			
04:44	24 MORELAND A offensive rebound (3)			
04:43	24 MORELAND A 2pt FG second chance in the paint, layup missed			
04:41	24 MORELAND A offensive rebound (4)			
04:42	24 MORELAND A foul offensive (1 - 4)			40 HUNTIMER J foul drawn (1)
04:42	24 MORELAND A turnover offensive (2)			
04:42	Timeout media			
04:42				10 MCNABB J substitution out
04:42				1 CORTEZ A substitution in
04:25		10-34	-24	2 PERRY M 2pt FG from turnover in the paint, driving layup made (18)
04:14	0 SUMMERS S turnover bad pass (7)			
04:08	0 SUMMERS S foul drawn (3)			1 CORTEZ A foul offensive (1 - 4)
04:08				1 CORTEZ A turnover offensive (4)
04:08	0 SUMMERS S substitution out			
04:08	21 KELEMENI S substitution in			
03:55	11 DAVIS-JONES M turnover bad pass (3)			1 CORTEZ A steal (3)
03:52		10-36	-26	1 CORTEZ A 2pt FG fast break from turnover in the paint, layup made (2)
03:34	30 MA S foul drawn (2)			2 PERRY M foul personal (2 - 5)
03:34				2 PERRY M substitution out
03:34				5 BRITT T substitution in
03:34	30 MA S free throw 1 - 2 made (1)	11-36	-25	
03:34	30 MA S free throw 2 - 2 made (2)	12-36	-24	
03:25				13 O'HOLLAREN K turnover travel (2)
03:11	11 DAVIS-JONES M 2pt FG from turnover in the paint, layup made (2)	14-36	-22	
03:11	24 MORELAND A assist (1)			
02:50				30 MACMILLAN D 3pt FG , jump shot missed
02:47				5 BRITT T offensive rebound (2)
02:47	24 MORELAND A foul drawn (2)			5 BRITT T foul offensive (3 - 6)
02:47				5 BRITT T turnover offensive (2)
02:47	24 MORELAND A free throw 1 - 2 made (5)	15-36	-21	
02:47	24 MORELAND A free throw 2 - 2 made (6)	16-36	-20	
02:47				5 BRITT T substitution out
02:47				30 MACMILLAN D substitution out



Official Basketball Play by Play - 2nd Period
Air Force at San Jose St.
 02/03/24 Provident Credit Union Event Center, San Jose
 2023-24 Women's Basketball

Game Time: 1:00 PM
Game Duration: 1:50
Attendance: 505

Officials: Gordon Torigoe, Teresa Olsen, Jerry Ousley

Game Time	SJS	Score	Diff	AFA
02:47				4 SMITH M substitution in
02:47				31 ADAMS E substitution in
02:43				40 HUNTIMER J turnover lost ball (1)
02:31	30 MA S 3pt FG from turnover, jump shot missed			
02:27				1 CORTEZ A defensive rebound (1)
02:05	24 MORELAND A substitution out			
02:05	34 SMITH S substitution in			
02:05	34 SMITH S foul personal (1 - 5)			31 ADAMS E foul drawn (1)
02:05		16-37	-21	31 ADAMS E free throw 1 - 2 made (1)
02:05		16-38	-22	31 ADAMS E free throw 2 - 2 made (2)
01:43	11 DAVIS-JONES M 2pt FG in the paint, jump shot missed			
01:38	34 SMITH S offensive rebound (2)			
01:38	34 SMITH S 2pt FG second chance in the paint, layup made (2)	18-38	-20	
01:30				1 CORTEZ A turnover bad pass (5)
01:30				13 O'HOLLAREN K substitution out
01:30				10 MCNABB J substitution in
01:18	21 KELEMENI S 2pt FG from turnover in the paint, driving layup made (2)	20-38	-18	
01:07		20-40	-20	4 SMITH M 2pt FG in the paint, driving layup made (7)
00:50	30 MA S turnover bad pass (5)			
00:50	34 SMITH S substitution out			
00:50	24 MORELAND A substitution in			
00:48	30 MA S substitution out			
00:48	0 SUMMERS S substitution in			
00:31	0 SUMMERS S foul personal (3 - 6)			4 SMITH M foul drawn (1)
00:31	0 SUMMERS S substitution out			
00:31	3 NICHOLAS N substitution in			
00:31		20-41	-21	4 SMITH M free throw 1 - 2 made (8)
00:31		20-42	-22	4 SMITH M free throw 2 - 2 made (9)
00:31				4 SMITH M substitution out
00:31				24 HARGRAVE M substitution in
00:23	21 KELEMENI S turnover lost ball (6)			40 HUNTIMER J steal (2)
00:18				31 ADAMS E 2pt FG from turnover in the paint, layup missed
00:16	21 KELEMENI S defensive rebound (3)			
00:13	21 KELEMENI S turnover bad pass (7)			31 ADAMS E steal (2)
00:10		20-44	-24	31 ADAMS E 2pt FG from turnover in the paint, layup made (4)
END OF PERIOD				
SJS 20-44 AFA				



Air Force at San Jose St.

02/03/24 Provident Credit Union Event Center, San Jose
2023-24 Women's Basketball

Game Time: 1:00 PM
Game Duration: 1:50
Attendance: 505

Officials: Gordon Torigoe, Teresa Olsen, Jerry Ousley

Air Force - 19

NO.	Name	F	Min	FG			Rebounds			Fouls		TP	AS	TO	ST	Blocks		+/-
				M-A	3P	FT	OR	DR	TOT	PF	FD					BS	BA	
30	Dasha Macmillan	F	07:13	1-3	0-1	0-0	0	1	1	0	0	2	0	0	0	0	0	-2
1	Alexis Cortez	G	08:50	1-1	0-0	0-0	0	1	1	1	0	2	0	3	2	0	0	2
2	Milahnne Perry	G	06:26	2-4	0-0	0-0	0	0	0	2	1	4	2	0	0	0	0	4
4	Madison Smith	G	02:16	1-1	0-0	2-2	0	0	0	0	1	4	0	0	0	0	0	2
10	Jayda McNabb	G	06:48	1-1	0-0	1-1	0	0	0	0	2	3	0	0	0	0	0	4
5	Taylor Britt		04:01	0-0	0-0	0-0	1	1	2	3	0	0	0	2	0	0	0	-3
13	Keelie O'Hollaren		05:16	0-0	0-0	0-0	0	0	0	0	0	0	0	1	0	0	0	-5
40	Jo Huntimer		05:52	0-0	0-0	0-0	0	0	0	0	1	0	0	1	1	0	0	2
31	Emily Adams		02:47	1-2	0-0	2-2	0	0	0	0	1	4	0	0	1	0	0	4
24	Marissa Hargrave		00:31	0-0	0-0	0-0	0	0	0	0	0	0	0	0	0	0	0	2
Team							0	0	0			0		0				
Totals				7-12	0-1	5-5	1	3	4	6	6	19	2	7	4	0	0	2

Shooting By Period		
2 nd FG%	7-12	58.3%
3PT%	0-1	0.0%
FT%	5-5	100%
GM FG%	7-12	58.3%
3PT%	0-1	0.0%
FT%	5-5	100.0%

Dead Ball Rebounds: 0, 0

Technical Fouls::NONE

San Jose St. - 17

NO.	Name	F	Min	FG			Rebounds			Fouls		TP	AS	TO	ST	Blocks		+/-
				M-A	3P	FT	OR	DR	TOT	PF	FD					BS	BA	
11	Marisa Davis-Jones	F	10:00	1-2	0-0	0-0	0	0	0	1	0	2	1	1	0	0	0	-2
15	Maya Anderson	F	09:52	0-1	0-0	0-2	1	0	1	1	1	0	0	0	0	0	0	-2
34	Semaj Smith	C	01:15	1-1	0-0	0-0	1	0	1	1	0	2	0	0	0	0	0	0
0	Sydni Summers	G	04:29	1-2	1-2	0-0	0	1	1	2	1	3	0	2	1	0	0	3
21	Sofia Kelemen	G	08:06	1-1	0-0	0-0	0	1	1	0	1	2	1	2	0	0	0	0
30	Sabrina Ma		07:02	0-2	0-2	2-2	0	2	2	0	2	2	0	2	1	0	0	-3
24	Amhyia Moreland		08:45	2-4	0-0	2-2	3	0	3	1	1	6	1	1	0	0	0	-2
3	Nailea Nicholas		00:31	0-0	0-0	0-0	0	0	0	0	0	0	0	0	0	0	0	-4
Team							0	0	0			0		1				
Totals				6-13	1-4	4-6	5	4	9	6	6	17	3	9	2	0	0	-2

Shooting By Period		
2 nd FG%	6-13	46.2%
3PT%	1-4	25.0%
FT%	4-6	66.7%
GM FG%	6-13	46.2%
3PT%	1-4	25.0%
FT%	4-6	66.7%

Dead Ball Rebounds: 1, 0

Technical Fouls::NONE

	AFA	SJS
Biggest lead	27 (2 nd 8:39)	0 (1 st 10:00)
Best Scoring Run	6(2 nd 3:52)	7(2 nd 5:31)
Lead Changes	0	
Times Tied	0	
Time with Lead	09:34	00:00

Points from	AFA	SJS
Turnovers	10	8
Paint	12	10
Second Chance	0	2
Fast Breaks	5	0
Bench	4	8

	Period by Period Scoring				
	1st	2nd	3rd	4th	TOT
AFA	25	19	19	15	78
SJS	3	17	9	27	56



Officials: Gordon Torigoe, Teresa Olsen, Jerry Ousley

Air Force - 44

NO.	Name	F	Min	FG			Rebounds			Fouls		TP	AS	TO	ST	Blocks		+/-
				M-A	M-A	M-A	OR	DR	TOT	PF	FD					BS	BA	
30	Dasha Macmillan	F	14:28	1-4	0-1	0-0	0	2	2	0	0	2	0	0	0	0	0	12
1	Alexis Cortez	G	16:39	1-3	0-1	0-0	0	1	1	1	1	2	1	5	3	0	0	22
2	Milahnne Perry	G	13:30	7-9	4-4	0-0	0	0	0	2	1	18	4	0	0	0	0	20
4	Madison Smith	G	07:11	3-6	1-2	2-2	1	0	1	2	1	9	1	0	1	0	0	13
10	Jayda McNabb	G	13:47	1-1	0-0	1-1	0	0	0	0	2	3	0	1	1	0	0	24
5	Taylor Britt		06:57	0-0	0-0	0-0	1	1	2	3	0	0	1	2	2	0	0	3
13	Keelie O'Hollaren		09:47	2-3	1-2	1-2	0	0	0	0	1	6	0	2	0	0	0	0
24	Marissa Hargrave		03:32	0-0	0-0	0-0	0	0	0	1	1	0	1	0	0	0	0	4
31	Emily Adams		05:32	1-2	0-0	2-2	0	0	0	0	1	4	0	0	2	0	0	12
40	Jo Huntimer		08:37	0-0	0-0	0-0	0	0	0	0	1	0	2	1	2	0	0	10
Team							0	0	0			0		0				
Totals				16-28	6-10	6-7	2	4	6	9	9	44	10	11	11	0	0	24

Shooting By Period		
1 st FG%	9-16	56.3%
3PT%	6-9	66.7%
FT%	1-2	50%
2 nd FG%	7-12	58.3%
3PT%	0-1	0.0%
FT%	5-5	100%
GM FG%	16-28	57.1%
3PT%	6-10	60.0%
FT%	6-7	85.7%

Dead Ball Rebounds: 1, 0

Technical Fouls::NONE

San Jose St. - 20

NO.	Name	F	Min	FG			Rebounds			Fouls		TP	AS	TO	ST	Blocks		+/-
				M-A	M-A	M-A	OR	DR	TOT	PF	FD					BS	BA	
11	Marisa Davis-Jones	F	15:42	1-2	0-0	0-0	0	0	0	1	0	2	1	3	0	0	0	-19
15	Maya Anderson	F	17:43	0-2	0-1	0-2	1	1	2	1	1	0	0	0	0	0	0	-19
34	Semaj Smith	C	05:15	1-1	0-0	0-0	1	1	2	1	0	2	0	1	0	0	0	-2
0	Sydni Summers	G	12:09	2-3	2-3	0-0	0	1	1	3	3	6	0	7	1	0	0	-16
21	Sofia Kelemen	G	15:28	1-1	0-0	0-0	0	3	3	0	1	2	1	7	1	0	0	-13
24	Amhyia Moreland		16:06	2-4	0-0	2-2	3	1	4	1	2	6	1	2	0	0	0	-24
30	Sabrina Ma		14:09	0-2	0-2	2-2	0	3	3	2	2	2	0	5	2	0	0	-20
23	Alani Fluker		02:07	0-0	0-0	0-0	0	0	0	0	0	0	0	0	0	0	0	-3
31	Mia Grizelj		00:50	0-0	0-0	0-0	0	0	0	0	0	0	0	0	0	0	0	0
3	Nailea Nicholas		00:31	0-0	0-0	0-0	0	0	0	0	0	0	0	0	0	0	0	-4
Team							0	0	0			0		1				
Totals				7-15	2-6	4-6	5	10	15	9	9	20	3	26	4	0	0	-24

Shooting By Period		
1 st FG%	1-2	50.0%
3PT%	1-2	50.0%
FT%	0-0	0%
2 nd FG%	6-13	46.2%
3PT%	1-4	25.0%
FT%	4-6	66.7%
GM FG%	7-15	46.7%
3PT%	2-6	33.3%
FT%	4-6	66.7%

Dead Ball Rebounds: 1, 0

Technical Fouls::NONE

	AFA	SJS
Biggest lead	27 (2 nd 8:39)	0 (1 st 10:00)
Best Scoring Run	17 (1 st 2:22)	7 (2 nd 5:31)
Lead Changes	0	
Times Tied	0	
Time with Lead	17:57	00:00

	AFA	SJS
Points from		
Turnovers	33	8
Paint	18	10
Second Chance	0	2
Fast Breaks	5	0
Bench	10	8

	Period by Period Scoring				
	1st	2nd	3rd	4th	TOT
AFA	25	19	19	15	78
SJS	3	17	9	27	56



Period 3

Quarter Starters:

SJS	0 Summers S	11 Davis-Jones M	15 Anderson M	21 Kelemeni S	24 Moreland A
AFA	1 Cortez A	2 Perry M	4 Smith M	10 McNabb J	30 Macmillan D

Game Time	SJS	Score	Diff	AFA
10:00	3 NICHOLAS N substitution out			
10:00	0 SUMMERS S substitution in			
10:00				24 HARGRAVE M substitution out
10:00				31 ADAMS E substitution out
10:00				40 HUNTIMER J substitution out
10:00				2 PERRY M substitution in
10:00				4 SMITH M substitution in
10:00				30 MACMILLAN D substitution in
09:35				2 PERRY M 2pt FG in the paint, jump shot missed
09:33	defensive rebound (16)			
09:14	24 MORELAND A turnover bad pass (3)			
09:02				1 CORTEZ A 3pt FG from turnover, jump shot missed
08:59	0 SUMMERS S defensive rebound (2)			
08:48	24 MORELAND A foul offensive (2 - 1)			30 MACMILLAN D foul drawn (1)
08:48	24 MORELAND A turnover offensive (4)			
08:23	jump ball situation			
08:23	24 MORELAND A steal (1)			4 SMITH M turnover lost ball (1)
08:14	11 DAVIS-JONES M foul drawn (1)			1 CORTEZ A foul personal (2 - 1)
07:57	15 ANDERSON M turnover bad pass (1)			
07:49		20-46	-26	1 CORTEZ A 2pt FG from turnover in the paint, layup made (4)
07:49				10 MCNABB J assist (1)
07:35	11 DAVIS-JONES M turnover lost ball (4)			2 PERRY M steal (1)
07:26		20-49	-29	30 MACMILLAN D 3pt FG from turnover, jump shot made (5)
07:26				2 PERRY M assist (5)
07:11	0 SUMMERS S turnover lost ball (8)			
07:07				30 MACMILLAN D turnover bad pass (1)
06:56	turnover 10 sec back court (32)			
06:56	0 SUMMERS S substitution out			
06:56	30 MA S substitution in			
06:23				10 MCNABB J 2pt FG from turnover outside the paint, jump shot missed
06:20	30 MA S defensive rebound (4)			
06:10	11 DAVIS-JONES M turnover lost ball (5)			10 MCNABB J steal (2)
06:10	11 DAVIS-JONES M foul personal (2 - 2)			10 MCNABB J foul drawn (3)
06:10	11 DAVIS-JONES M substitution out			
06:10	24 MORELAND A substitution out			
06:10	23 FLUKER A substitution in			
06:10	31 GRIZELJ M substitution in			
05:53	15 ANDERSON M steal (1)			4 SMITH M turnover bad pass (2)
05:43	Timeout 30 Sec			
05:43				Timeout media
05:31	30 MA S 3pt FG from turnover, jump shot missed			
05:27	31 GRIZELJ M offensive rebound (1)			



Official Basketball Play by Play - 3rd Period
Air Force at San Jose St.
 02/03/24 Provident Credit Union Event Center, San Jose
 2023-24 Women's Basketball

Game Time: 1:00 PM
Game Duration: 1:50
Attendance: 505

Officials: Gordon Torigoe, Teresa Olsen, Jerry Ousley

Game Time	SJS	Score	Diff	AFA
05:14	23 FLUKER A 2pt FG from turnover second chance in the paint, layup missed			
05:08	23 FLUKER A offensive rebound (1)			
05:08	23 FLUKER A 2pt FG from turnover second chance in the paint, layup made (2)	22-49	-27	
05:00		22-51	-29	1 CORTEZ A 2pt FG in the paint, jump shot made (6)
05:00				2 PERRY M assist (6)
04:50	21 KELEMENI S turnover bad pass (8)			10 MCNABB J steal (3)
04:45		22-53	-31	10 MCNABB J 2pt FG from turnover in the paint, layup made (5)
04:33	turnover 10 sec back court (35)			
04:33	Timeout media			
04:33	30 MA S substitution out			
04:33	31 GRIZELJ M substitution out			
04:33	0 SUMMERS S substitution in			
04:33	24 MORELAND A substitution in			
04:05				2 PERRY M 3pt FG from turnover, jump shot missed
04:03				offensive rebound (7)
03:57				2 PERRY M turnover bad pass (1)
03:49	24 MORELAND A 2pt FG from turnover in the paint, layup made (8)	24-53	-29	
03:49	21 KELEMENI S assist (2)			
03:23	0 SUMMERS S steal (2)			4 SMITH M turnover bad pass (3)
03:17	0 SUMMERS S 2pt FG fast break from turnover in the paint, driving layup made (8)	26-53	-27	
03:04		26-56	-30	30 MACMILLAN D 3pt FG , jump shot made (8)
03:04				2 PERRY M assist (7)
02:49	24 MORELAND A turnover bad pass (5)			4 SMITH M steal (2)
02:43				2 PERRY M 3pt FG from turnover, jump shot missed
02:40	15 ANDERSON M defensive rebound (3)			
02:30	Timeout 30 Sec			
02:30	24 MORELAND A substitution out			
02:30	34 SMITH S substitution in			
02:30				2 PERRY M substitution out
02:30				4 SMITH M substitution out
02:30				5 BRITT T substitution in
02:30				13 O'HOLLAREN K substitution in
02:13	21 KELEMENI S foul drawn (2)			10 MCNABB J foul shooting (1 - 2)
02:13	0 SUMMERS S substitution out			
02:13	30 MA S substitution in			
02:13	21 KELEMENI S free throw 1 - 2 made (3)	27-56	-29	
02:13	21 KELEMENI S free throw 2 - 2 made (4)	28-56	-28	
01:42		28-58	-30	30 MACMILLAN D 2pt FG outside the paint, jump shot made (10)
01:29	34 SMITH S foul personal (2 - 3)			30 MACMILLAN D foul drawn (2)
01:21	30 MA S steal (3)			30 MACMILLAN D turnover bad pass (2)
01:14	23 FLUKER A turnover bad pass (1)			5 BRITT T steal (3)
01:08		28-61	-33	13 O'HOLLAREN K 3pt FG from turnover, jump shot made (9)
01:08				5 BRITT T assist (2)
00:45	30 MA S foul drawn (3)			13 O'HOLLAREN K foul shooting (1 - 3)
00:45	34 SMITH S substitution out			
00:45	11 DAVIS-JONES M substitution in			



Official Basketball Play by Play - 3rd Period
Air Force at San Jose St.
 02/03/24 Provident Credit Union Event Center, San Jose
 2023-24 Women's Basketball

Game Time: 1:00 PM
Game Duration: 1:50
Attendance: 505

Officials: Gordon Torigoe, Teresa Olsen, Jerry Ousley

Game Time	SJS	Score	Diff	AFA
00:45				10 MCNABB J substitution out
00:45				24 HARGRAVE M substitution in
00:45	30 MA S free throw 1 - 2 missed			
00:45	offensive dead ball rebound (2)			
00:45	30 MA S free throw 2 - 2 made (3)	29-61	-32	
00:28		29-63	-34	5 BRITT T 2pt FG in the paint, layup made (2)
00:28				13 O'HOLLAREN K assist (1)
00:05	11 DAVIS-JONES M 2pt FG in the paint, jump shot missed			
00:01				1 CORTEZ A defensive rebound (2)
END OF PERIOD				
SJS 29-63 AFA				



Air Force at San Jose St.

02/03/24 Provident Credit Union Event Center, San Jose
2023-24 Women's Basketball

Game Time: 1:00 PM
Game Duration: 1:50
Attendance: 505

Officials: Gordon Torigoe, Teresa Olsen, Jerry Ousley

Air Force - 19

NO.	Name	F	Min	FG			Rebounds			Fouls		TP	AS	TO	ST	Blocks		+/-
				M-A	3P	FT	OR	DR	TOT	PF	FD					BS	BA	
30	Dasha Macmillan	F	10:00	3-3	2-2	0-0	0	0	0	0	2	8	0	2	0	0	0	10
1	Alexis Cortez	G	10:00	2-3	0-1	0-0	0	1	1	1	0	4	0	0	0	0	0	10
2	Milahnne Perry	G	07:30	0-3	0-2	0-0	0	0	0	0	0	0	3	1	1	0	0	6
4	Madison Smith	G	07:30	0-0	0-0	0-0	0	0	0	0	0	0	0	3	1	0	0	6
10	Jayda McNabb	G	09:15	1-2	0-0	0-0	0	0	0	1	1	2	1	0	2	0	0	9
31	Emily Adams		00:00	0-0	0-0	0-0	0	0	0	0	0	0	0	0	0	0	0	0
40	Jo Huntimer		00:00	0-0	0-0	0-0	0	0	0	0	0	0	0	0	0	0	0	0
5	Taylor Britt		02:30	1-1	0-0	0-0	0	0	0	0	0	2	1	0	1	0	0	4
13	Keelie O'Hollaren		02:30	1-1	1-1	0-0	0	0	0	1	0	3	1	0	0	0	0	4
24	Marissa Hargrave		00:45	0-0	0-0	0-0	0	0	0	0	0	0	0	0	0	0	0	1
Team							1	0	1			0		0				
Totals				8-13	3-6	0-0	1	1	2	3	3	19	6	6	5	0	0	10

Shooting By Period		
3 rd FG%	8-13	61.5%
3PT%	3-6	50.0%
FT%	0-0	0%
GM FG%	8-13	61.5%
3PT%	3-6	50.0%
FT%	0-0	0.0%

Dead Ball Rebounds: 0, 0

Technical Fouls::NONE

San Jose St. - 9

NO.	Name	F	Min	FG			Rebounds			Fouls		TP	AS	TO	ST	Blocks		+/-
				M-A	3P	FT	OR	DR	TOT	PF	FD					BS	BA	
11	Marisa Davis-Jones	F	04:35	0-1	0-0	0-0	0	0	0	1	1	0	0	2	0	0	0	-6
15	Maya Anderson	F	10:00	0-0	0-0	0-0	0	1	1	0	0	0	0	1	1	0	0	-10
34	Semaj Smith	C	01:45	0-0	0-0	0-0	0	0	0	1	0	0	0	0	0	0	0	-3
0	Sydni Summers	G	05:24	1-1	0-0	0-0	0	1	1	0	0	2	0	1	1	0	0	-4
21	Sofia Kelemen	G	10:00	0-0	0-0	2-2	0	0	0	0	1	2	1	1	0	0	0	-10
3	Nailea Nicholas		00:00	0-0	0-0	0-0	0	0	0	0	0	0	0	0	0	0	0	0
30	Sabrina Ma		04:36	0-1	0-1	1-2	0	1	1	0	1	1	0	0	1	0	0	-6
23	Alani Fluker		06:10	1-2	0-0	0-0	1	0	1	0	0	2	0	1	0	0	0	-5
31	Mia Grizelj		01:37	0-0	0-0	0-0	1	0	1	0	0	0	0	0	0	0	0	-2
24	Amhyia Moreland		05:53	1-1	0-0	0-0	0	0	0	1	0	2	0	3	1	0	0	-4
Team							0	1	1			0		2				
Totals				3-6	0-1	3-4	2	4	6	3	3	9	1	11	4	0	0	-10

Shooting By Period		
3 rd FG%	3-6	50.0%
3PT%	0-1	0.0%
FT%	3-4	75%
GM FG%	3-6	50.0%
3PT%	0-1	0.0%
FT%	3-4	75.0%

Dead Ball Rebounds: 1, 0

Technical Fouls::NONE

	AFA	SJS
Biggest lead	34 (3 rd 0:28)	0 (1 st 10:00)
Best Scoring Run	5(3 rd 7:26)	4(3 rd 3:17)
Lead Changes	0	
Times Tied	0	
Time with Lead	09:35	00:00

	AFA	SJS
Points from		
Turnovers	10	6
Paint	8	6
Second Chance	0	2
Fast Breaks	0	2
Bench	5	5

Period by Period Scoring					
	1st	2nd	3rd	4th	TOT
AFA	25	19	19	15	78
SJS	3	17	9	27	56



Period 4

Quarter Starters:

SJS	11 Davis-Jones M	15 Anderson M	21 Kelemeni S	23 Fluker A	30 Ma S
AFA	2 Perry M	4 Smith M	10 McNabb J	30 Macmillan D	40 Huntimer J

Game Time	SJS	Score	Diff	AFA
10:00				1 CORTEZ A substitution out
10:00				5 BRITT T substitution out
10:00				13 O'HOLLAREN K substitution out
10:00				24 HARGRAVE M substitution out
10:00				2 PERRY M substitution in
10:00				4 SMITH M substitution in
10:00				10 MCNABB J substitution in
10:00				40 HUNTIMER J substitution in
09:41				2 PERRY M turnover bad pass (2)
09:24	11 DAVIS-JONES M foul offensive (3 - 1)			40 HUNTIMER J foul drawn (2)
09:24	11 DAVIS-JONES M turnover offensive (6)			
09:16				4 SMITH M 3pt FG from turnover, jump shot missed
09:12	15 ANDERSON M defensive rebound (4)			
09:01	11 DAVIS-JONES M 2pt FG in the paint, layup made (4)	31-63	-32	
09:01	21 KELEMENI S assist (3)			
09:01	11 DAVIS-JONES M foul drawn (2)			10 MCNABB J foul shooting (2 - 1)
09:01	11 DAVIS-JONES M free throw 1 - 1 made (5)	32-63	-31	
08:46		32-65	-33	2 PERRY M 2pt FG in the paint, jump shot made (20)
08:25	21 KELEMENI S substitution out			
08:25	0 SUMMERS S substitution in			
08:14	15 ANDERSON M foul drawn (2)			10 MCNABB J foul shooting (3 - 2)
08:14				10 MCNABB J substitution out
08:14				1 CORTEZ A substitution in
08:14	15 ANDERSON M free throw 1 - 2 made (1)	33-65	-32	
08:14	15 ANDERSON M free throw 2 - 2 made (2)	34-65	-31	
07:59				4 SMITH M 2pt FG outside the paint, jump shot missed
07:57	30 MA S defensive rebound (5)			
07:45	15 ANDERSON M foul drawn (3)			4 SMITH M foul shooting (3 - 3)
07:45	23 FLUKER A substitution out			
07:45	24 MORELAND A substitution in			
07:45				4 SMITH M substitution out
07:45				5 BRITT T substitution in
07:45	15 ANDERSON M free throw 1 - 2 made (3)	35-65	-30	
07:45	15 ANDERSON M free throw 2 - 2 made (4)	36-65	-29	
07:43	15 ANDERSON M foul personal (2 - 2)			5 BRITT T foul drawn (1)
07:30				1 CORTEZ A turnover travel (6)
07:19	24 MORELAND A 2pt FG from turnover in the paint, layup missed			
07:15	15 ANDERSON M offensive rebound (5)			
07:03	24 MORELAND A 2pt FG from turnover second chance in the paint, layup made (10)	38-65	-27	
07:03	15 ANDERSON M assist (1)			
06:54	15 ANDERSON M foul shooting (3 - 3)			2 PERRY M foul drawn (2)
06:54		38-66	-28	2 PERRY M free throw 1 - 2 made (21)



Officials: Gordon Torigoe, Teresa Olsen, Jerry Ousley

Game Time	SJS	Score	Diff	AFA
06:54		38-67	-29	2 PERRY M free throw 2 - 2 made (22)
06:35	11 DAVIS-JONES M turnover bad pass (7)			2 PERRY M steal (2)
06:31		38-69	-31	2 PERRY M 2pt FG fast break from turnover in the paint, layup made (24)
06:21	30 MA S turnover bad pass (6)			40 HUNTIMER J steal (3)
06:20	30 MA S foul personal (3 - 4)			40 HUNTIMER J foul drawn (3)
06:20	30 MA S substitution out			
06:20	21 KELEMENI S substitution in			
06:20				2 PERRY M substitution out
06:20				30 MACMILLAN D substitution out
06:20				13 O'HOLLAREN K substitution in
06:20				31 ADAMS E substitution in
06:11	15 ANDERSON M steal (2)			1 CORTEZ A turnover bad pass (7)
06:00	11 DAVIS-JONES M 2pt FG fast break from turnover in the paint, layup made (7)	40-69	-29	
06:00	0 SUMMERS S assist (1)			
05:43				40 HUNTIMER J 3pt FG , jump shot missed
05:40	21 KELEMENI S defensive rebound (4)			
05:20	11 DAVIS-JONES M turnover bad pass (8)			31 ADAMS E steal (3)
05:13		40-72	-32	13 O'HOLLAREN K 3pt FG from turnover, jump shot made (12)
05:13				1 CORTEZ A assist (2)
04:56	24 MORELAND A substitution out			
04:56	34 SMITH S substitution in			
04:56	Timeout media			
04:56				1 CORTEZ A substitution out
04:56				5 BRITT T substitution out
04:56				40 HUNTIMER J substitution out
04:56				0 DEVAUGHN J substitution in
04:56				23 BROWN P substitution in
04:56				24 HARGRAVE M substitution in
04:54	21 KELEMENI S 3pt FG , jump shot missed			
04:51	offensive dead ball rebound (3)			
04:39	11 DAVIS-JONES M foul drawn (3)			23 BROWN P foul shooting (1 - 4)
04:39	11 DAVIS-JONES M free throw 1 - 2 made (8)	41-72	-31	
04:39	11 DAVIS-JONES M free throw 2 - 2 made (9)	42-72	-30	
04:39	15 ANDERSON M substitution out			
04:39	30 MA S substitution in			
04:29	34 SMITH S steal (1)			23 BROWN P turnover bad pass (1)
04:23	30 MA S 3pt FG from turnover, jump shot missed			
04:19	21 KELEMENI S offensive rebound (5)			
04:07	11 DAVIS-JONES M foul drawn (4)			24 HARGRAVE M foul shooting (2 - 5)
04:07	11 DAVIS-JONES M free throw 1 - 2 made (10)	43-72	-29	
04:07	11 DAVIS-JONES M free throw 2 - 2 made (11)	44-72	-28	
04:07	34 SMITH S substitution out			
04:07	23 FLUKER A substitution in			
03:57				Timeout 30 Sec
03:42				31 ADAMS E 2pt FG outside the paint, jump shot missed
03:39	30 MA S defensive rebound (6)			
03:25	0 SUMMERS S foul drawn (4)			0 DEVAUGHN J foul personal (1 - 6)
03:25	0 SUMMERS S free throw 1 - 2 made (9)	45-72	-27	



Officials: Gordon Torigoe, Teresa Olsen, Jerry Ousley

Game Time	SJS	Score	Diff	AFA
03:25	0 SUMMERS S free throw 2 - 2 made (10)	46-72	-26	
03:11	30 MA S foul shooting (4 - 5)			0 DEVAUGHN J foul drawn (1)
03:11				13 O'HOLLAREN K substitution out
03:11				20 TEIGLAND C substitution in
03:11		46-73	-27	0 DEVAUGHN J free throw 1 - 2 made (1)
03:11	30 MA S substitution out			
03:11	15 ANDERSON M substitution in			
03:11		46-74	-28	0 DEVAUGHN J free throw 2 - 2 made (2)
02:45	15 ANDERSON M 3pt FG , jump shot made (7)	49-74	-25	
02:45	0 SUMMERS S assist (2)			
02:18				24 HARGRAVE M 2pt FG outside the paint, jump shot missed
02:15	23 FLUKER A defensive rebound (2)			
02:00	21 KELEMENI S foul drawn (3)			31 ADAMS E foul shooting (1 - 7)
02:00	0 SUMMERS S substitution out			
02:00	30 MA S substitution in			
02:00	21 KELEMENI S free throw 1 - 2 made (5)	50-74	-24	
02:00	21 KELEMENI S free throw 2 - 2 missed			
02:00				31 ADAMS E defensive rebound (1)
01:47		50-76	-26	0 DEVAUGHN J 2pt FG in the paint, driving layup made (4)
01:29	30 MA S 3pt FG , jump shot missed			
01:26				24 HARGRAVE M defensive rebound (1)
01:21				31 ADAMS E 2pt FG in the paint, layup missed
01:19	11 DAVIS-JONES M defensive rebound (1)			
01:05	11 DAVIS-JONES M foul drawn (5)			23 BROWN P foul personal (2 - 8)
01:05	11 DAVIS-JONES M free throw 1 - 2 made (12)	51-76	-25	
01:05	11 DAVIS-JONES M free throw 2 - 2 made (13)	52-76	-24	
00:55				24 HARGRAVE M 3pt FG , jump shot missed
00:52	23 FLUKER A defensive rebound (3)			
00:34	11 DAVIS-JONES M 2pt FG in the paint, layup made (15)	54-76	-22	
00:34	21 KELEMENI S assist (4)			
00:28	11 DAVIS-JONES M foul personal (4 - 6)			0 DEVAUGHN J foul drawn (2)
00:28		54-77	-23	0 DEVAUGHN J free throw fast break 1 - 2 made (5)
00:28		54-78	-24	0 DEVAUGHN J free throw fast break 2 - 2 made (6)
00:12	30 MA S foul drawn (4)			24 HARGRAVE M foul shooting (3 - 9)
00:12	30 MA S free throw 1 - 2 made (4)	55-78	-23	
00:12	30 MA S free throw 2 - 2 made (5)	56-78	-22	
END OF GAME				
SJS 56-78 AFA				



Officials: Gordon Torigoe, Teresa Olsen, Jerry Ousley

Air Force - 15

NO.	Name	Min	FG			Rebounds			Fouls		TP	AS	TO	ST	Blocks		+/-
			M-A	M-A	M-A	OR	DR	TOT	PF	FD					BS	BA	
30	Dasha Macmillan	F 03:40	0-0	0-0	0-0	0	0	0	0	0	0	0	0	0	0	0	-3
1	Alexis Cortez	G 03:18	0-0	0-0	0-0	0	0	0	0	0	1	2	0	0	0	0	-1
2	Milahnne Perry	G 03:40	2-2	0-0	2-2	0	0	0	0	1	6	0	1	1	0	0	-3
4	Madison Smith	G 02:15	0-2	0-1	0-0	0	0	0	1	0	0	0	0	0	0	0	-3
10	Jayda McNabb	G 01:46	0-0	0-0	0-0	0	0	0	2	0	0	0	0	0	0	0	-1
40	Jo Huntimer	05:04	0-1	0-1	0-0	0	0	0	0	2	0	0	0	1	0	0	-2
5	Taylor Britt	02:49	0-0	0-0	0-0	0	0	0	0	1	0	0	0	0	0	0	1
13	Keelie O'Hollaren	03:09	1-1	1-1	0-0	0	0	0	0	0	3	0	0	0	0	0	-5
31	Emily Adams	06:20	0-2	0-0	0-0	0	1	1	1	0	0	0	0	1	0	0	-9
0	Jordyn DeVaughn	04:56	1-1	0-0	4-4	0	0	0	1	2	6	0	0	0	0	0	-10
23	Parker Brown	04:56	0-0	0-0	0-0	0	0	0	2	0	0	0	1	0	0	0	-10
24	Marissa Hargrave	04:56	0-2	0-1	0-0	0	1	1	2	0	0	0	0	0	0	0	-10
20	Clara Teigland	03:11	0-0	0-0	0-0	0	0	0	0	0	0	0	0	0	0	0	-4
Team						0	0	0			0						
Totals			4-11	1-4	6-6	0	2	2	9	6	15	1	4	3	0	0	-12

Shooting By Period		
4 th FG%	4-11	36.4%
3PT%	1-4	25.0%
FT%	6-6	100%
GM FG%	4-11	36.4%
3PT%	1-4	25.0%
FT%	6-6	100.0%

Dead Ball Rebounds: 0, 0

Technical Fouls::NONE

San Jose St. - 27

NO.	Name	Min	FG			Rebounds			Fouls		TP	AS	TO	ST	Blocks		+/-
			M-A	M-A	M-A	OR	DR	TOT	PF	FD					BS	BA	
11	Marisa Davis-Jones	F 10:00	3-3	0-0	7-7	0	1	1	2	4	13	0	3	0	0	0	12
15	Maya Anderson	F 08:32	1-1	1-1	4-4	1	1	2	2	2	7	1	0	1	0	0	9
34	Semaj Smith	C 00:49	0-0	0-0	0-0	0	0	0	0	0	0	0	0	1	0	0	4
0	Sydni Summers	G 06:25	0-0	0-0	2-2	0	0	0	0	1	2	2	0	0	0	0	8
21	Sofia Kelemeni	G 07:55	0-1	0-1	1-2	1	1	2	0	1	1	2	0	0	0	0	10
24	Amhyia Moreland	02:49	1-2	0-0	0-0	0	0	0	0	0	2	0	0	0	0	0	-1
30	Sabrina Ma	07:08	0-2	0-2	2-2	0	2	2	2	1	2	0	1	0	0	0	9
23	Alani Fluker	06:22	0-0	0-0	0-0	0	2	2	0	0	0	0	0	0	0	0	9
Team						0	0	0			0						
Totals			5-9	1-4	16-17	2	7	9	6	9	27	5	4	2	0	0	12

Shooting By Period		
4 th FG%	5-9	55.6%
3PT%	1-4	25.0%
FT%	16-17	94.1%
GM FG%	5-9	55.6%
3PT%	1-4	25.0%
FT%	16-17	94.1%

Dead Ball Rebounds: 1, 0

Technical Fouls::NONE

	AFA	SJS
Biggest lead	34 (4 th 9:16)	0 (1 st 10:00)
Best Scoring Run	4(4 th 6:31)	6(4 th 7:03)
Lead Changes	0	
Times Tied	0	
Time with Lead	09:16	00:00

	AFA	SJS
Points from		
Turnovers	5	6
Paint	6	8
Second Chance	0	6
Fast Breaks	4	2
Bench	9	4

	Period by Period Scoring				
	1st	2nd	3rd	4th	TOT
AFA	25	19	19	15	78
SJS	3	17	9	27	56



Officials: Gordon Torigoe, Teresa Olsen, Jerry Ousley

Air Force - 34

NO.	Name	Min	FG			Rebounds			Fouls		TP	AS	TO	ST	Blocks		+/-
			M-A	M-A	M-A	OR	DR	TOT	PF	FD					BS	BA	
30	Dasha Macmillan	F 13:40	3-3	2-2	0-0	0	0	0	0	2	8	0	2	0	0	0	7
1	Alexis Cortez	G 13:18	2-3	0-1	0-0	0	1	1	1	0	4	1	2	0	0	0	9
2	Milahnne Perry	G 11:10	2-5	0-2	2-2	0	0	0	0	1	6	3	2	2	0	0	3
4	Madison Smith	G 09:45	0-2	0-1	0-0	0	0	0	1	0	0	0	3	1	0	0	3
10	Jayda McNabb	G 11:01	1-2	0-0	0-0	0	0	0	3	1	2	1	0	2	0	0	8
5	Taylor Britt	05:19	1-1	0-0	0-0	0	0	0	0	1	2	1	0	1	0	0	5
13	Keelie O'Hollaren	05:39	2-2	2-2	0-0	0	0	0	1	0	6	1	0	0	0	0	-1
24	Marissa Hargrave	05:41	0-2	0-1	0-0	0	1	1	2	0	0	0	0	0	0	0	-9
40	Jo Huntimer	05:04	0-1	0-1	0-0	0	0	0	0	2	0	0	0	1	0	0	-2
31	Emily Adams	06:20	0-2	0-0	0-0	0	1	1	1	0	0	0	0	1	0	0	-9
0	Jordyn DeVaughn	04:56	1-1	0-0	4-4	0	0	0	1	2	6	0	0	0	0	0	-10
23	Parker Brown	04:56	0-0	0-0	0-0	0	0	0	2	0	0	0	1	0	0	0	-10
20	Clara Teigland	03:11	0-0	0-0	0-0	0	0	0	0	0	0	0	0	0	0	0	-4
Team						1	0	1			0		0				
Totals			12-24	4-10	6-6	1	3	4	12	9	34	7	10	8	0	0	-2

Shooting By Period		
3 rd FG%	8-13	61.5%
3PT%	3-6	50.0%
FT%	0-0	0%
4 th FG%	4-11	36.4%
3PT%	1-4	25.0%
FT%	6-6	100%
GM FG%	12-24	50.0%
3PT%	4-10	40.0%
FT%	6-6	100.0%

Dead Ball Rebounds: 0, 0

Technical Fouls::NONE

San Jose St. - 36

NO.	Name	Min	FG			Rebounds			Fouls		TP	AS	TO	ST	Blocks		+/-
			M-A	M-A	M-A	OR	DR	TOT	PF	FD					BS	BA	
11	Marisa Davis-Jones	F 14:35	3-4	0-0	7-7	0	1	1	3	5	13	0	5	0	0	0	6
15	Maya Anderson	F 18:32	1-1	1-1	4-4	1	2	3	2	2	7	1	1	2	0	0	-1
34	Semaj Smith	C 02:34	0-0	0-0	0-0	0	0	0	1	0	0	0	0	1	0	0	1
0	Sydni Summers	G 11:49	1-1	0-0	2-2	0	1	1	0	1	4	2	1	1	0	0	4
21	Sofia Kelemen	G 17:55	0-1	0-1	3-4	1	1	2	0	2	3	3	1	0	0	0	0
3	Nailea Nicholas	00:00	0-0	0-0	0-0	0	0	0	0	0	0	0	0	0	0	0	0
30	Sabrina Ma	11:44	0-3	0-3	3-4	0	3	3	2	2	3	0	1	1	0	0	3
23	Alani Fluker	12:32	1-2	0-0	0-0	1	2	3	0	0	2	0	1	0	0	0	4
31	Mia Grizelj	01:37	0-0	0-0	0-0	1	0	1	0	0	0	0	0	0	0	0	-2
24	Amhyia Moreland	08:42	2-3	0-0	0-0	0	0	0	1	0	4	0	3	1	0	0	-5
Team						0	1	1			0		2				
Totals			8-15	1-5	19-21	4	11	15	9	12	36	6	15	6	0	0	2

Shooting By Period		
3 rd FG%	3-6	50.0%
3PT%	0-1	0.0%
FT%	3-4	75%
4 th FG%	5-9	55.6%
3PT%	1-4	25.0%
FT%	16-17	94.1%
GM FG%	8-15	53.3%
3PT%	1-5	20.0%
FT%	19-21	90.5%

Dead Ball Rebounds: 2, 0

Technical Fouls::NONE

	AFA	SJS
Biggest lead	34 (3 rd 0:28)	0 (1 st 10:00)
Best Scoring Run	5(3 rd 7:26)	6(4 th 7:03)
Lead Changes	0	
Times Tied	0	
Time with Lead	19:35	00:00

	AFA	SJS
Points from		
Turnovers	15	12
Paint	14	14
Second Chance	0	8
Fast Breaks	4	4
Bench	14	9

Period by Period Scoring					
	1st	2nd	3rd	4th	TOT
AFA	25	19	19	15	78
SJS	3	17	9	27	56

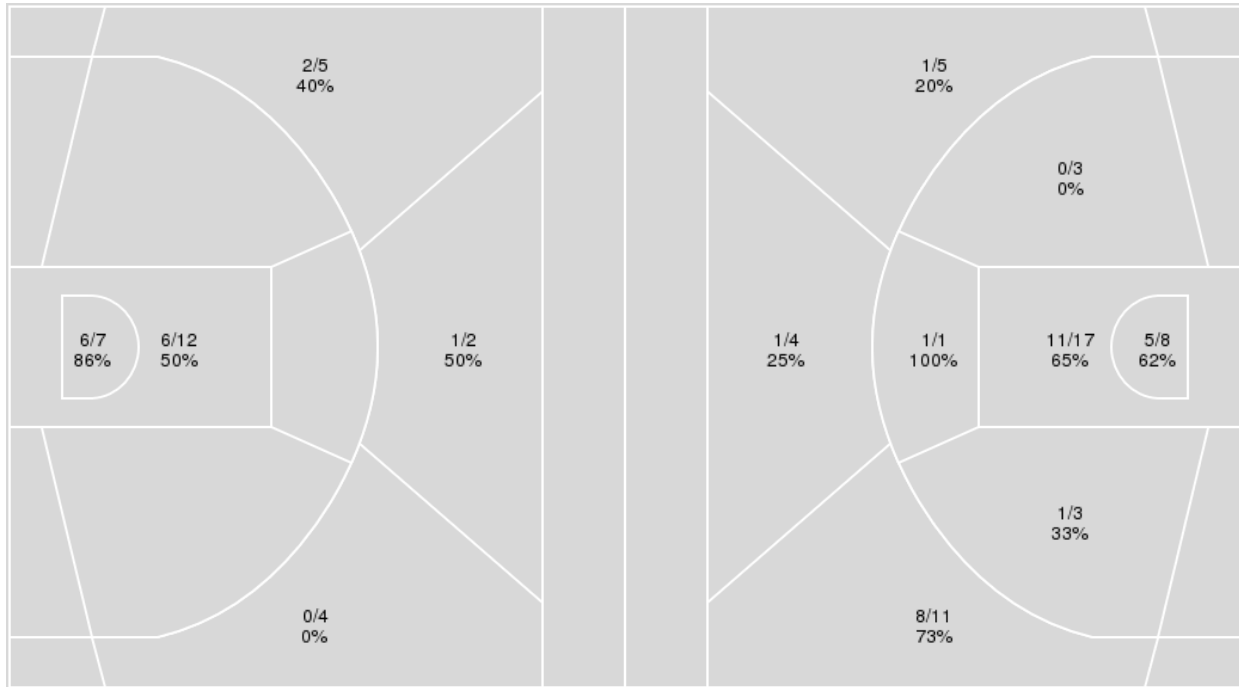


Officials: Gordon Torigoe, Teresa Olsen, Jerry Ousley

{ Players => 0, 1, 2, 3, 4, 11, 12, 13, 15, 21, 22, 23, 24, 30, 31, 32, 34, 44;} FG Types => All; Results => All;
 { Players => All;} FG Types => All; Results => All;

San Jose St.

Air Force



San Jose St.	M/A	%
Field Goals	15/30	50
2 Points	12/19	63
3 Points	3/11	27
Free Throws	23/27	85

Air Force	M/A	%
Field Goals	28/52	54
2 Points	18/32	56
3 Points	10/20	50
Free Throws	12/13	92



Air Force at San Jose St.

02/03/24 Provident Credit Union Event Center, San Jose
2023-24 Women's Basketball

Game Time: 1:00 PM
Game Duration: 1:50
Attendance: 505

Officials: Gordon Torigoe, Teresa Olsen, Jerry Ousley

Air Force

No	Name	Mins		Score		Points Diff		Points per Min		Assists		Rebounds		Steals		Turnovers	
		On	Off	On	Off	On	Off	On	Off	On	Off	On	Off	On	Off	On	Off
0	Jordyn DeVaughn	04:56	35:04	6 - 16	72 - 40	-10	32	1.22	2.05	0	17	2	8	0	19	1	20
1	Alexis Cortez	29:57	10:03	63 - 32	15 - 24	31	-9	2.10	1.49	14	3	8	2	17	2	19	2
2	Milahnne Perry	24:40	15:20	48 - 25	30 - 31	23	-1	1.95	1.96	12	5	5	5	13	6	12	9
4	Madison Smith	16:56	23:04	31 - 15	47 - 41	16	6	1.83	2.04	8	9	4	6	7	12	10	11
5	Taylor Britt	12:16	27:44	25 - 17	53 - 39	8	14	2.04	1.91	6	11	3	7	7	12	9	12
10	Jayda McNabb	24:48	15:12	52 - 20	26 - 36	32	-10	2.10	1.71	13	4	5	5	13	6	13	8
13	Keelie O'Hollaren	15:26	24:34	26 - 27	52 - 29	-1	23	1.68	2.12	7	10	4	6	7	12	10	11
20	Clara Teigland	03:11	36:49	6 - 10	72 - 46	-4	26	1.88	1.96	0	17	2	8	0	19	0	21
23	Parker Brown	04:56	35:04	6 - 16	72 - 40	-10	32	1.22	2.05	0	17	2	8	0	19	1	20
24	Marissa Hargrave	09:14	30:46	15 - 20	63 - 36	-5	27	1.63	2.05	3	14	3	7	4	15	1	20
30	Dasha Macmillan	28:08	11:52	50 - 31	28 - 25	19	3	1.78	2.36	13	4	7	3	14	5	17	4
31	Emily Adams	11:52	28:08	28 - 25	50 - 31	3	19	2.36	1.78	4	13	3	7	5	14	4	17
40	Jo Huntimer	13:41	26:19	34 - 26	44 - 30	8	14	2.48	1.67	5	12	2	8	8	11	8	13

San Jose St.

No	Name	Mins		Score		Points Diff		Points per Min		Assists		Rebounds		Steals		Turnovers	
		On	Off	On	Off	On	Off	On	Off	On	Off	On	Off	On	Off	On	Off
0	Sydni Summers	23:58	16:03	31 - 43	25 - 35	-12	-10	1.29	1.56	6	3	20	10	6	4	25	16
3	Nailea Nicholas	00:31	39:29	0 - 4	56 - 74	-4	-18	0.00	1.42	0	9	1	29	0	10	2	39
11	Marisa Davis-Jones	30:17	09:43	45 - 58	11 - 20	-13	-9	1.49	1.13	8	1	25	5	6	4	30	11
15	Maya Anderson	36:15	03:45	49 - 69	7 - 9	-20	-2	1.35	1.87	9	0	27	3	9	1	37	4
21	Sofia Kelemeni	33:23	06:37	48 - 61	8 - 17	-13	-9	1.44	1.21	7	2	23	7	10	0	33	8
23	Alani Fluker	14:39	25:21	26 - 25	30 - 53	1	-23	1.77	1.18	4	5	10	20	4	6	9	32
24	Amhyia Moreland	24:48	15:12	26 - 55	30 - 23	-29	7	1.05	1.97	6	3	17	13	6	4	31	10
30	Sabrina Ma	25:53	14:07	40 - 57	16 - 21	-17	-5	1.55	1.13	5	4	19	11	5	5	26	15
31	Mia Grizelj	02:27	37:33	2 - 4	54 - 74	-2	-20	0.82	1.44	0	9	3	27	1	9	4	37
34	Semaj Smith	07:48	32:12	13 - 14	43 - 64	-1	-21	1.67	1.34	0	9	5	25	3	7	8	33

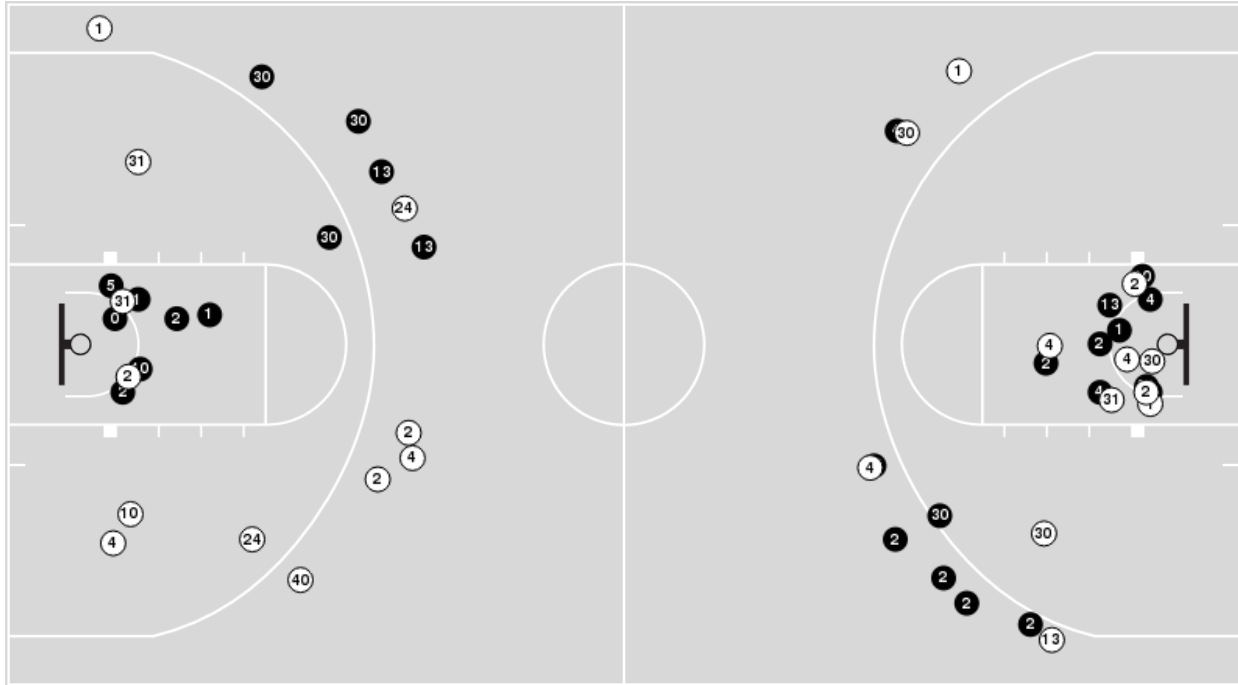


Officials: Gordon Torigoe, Teresa Olsen, Jerry Ousley

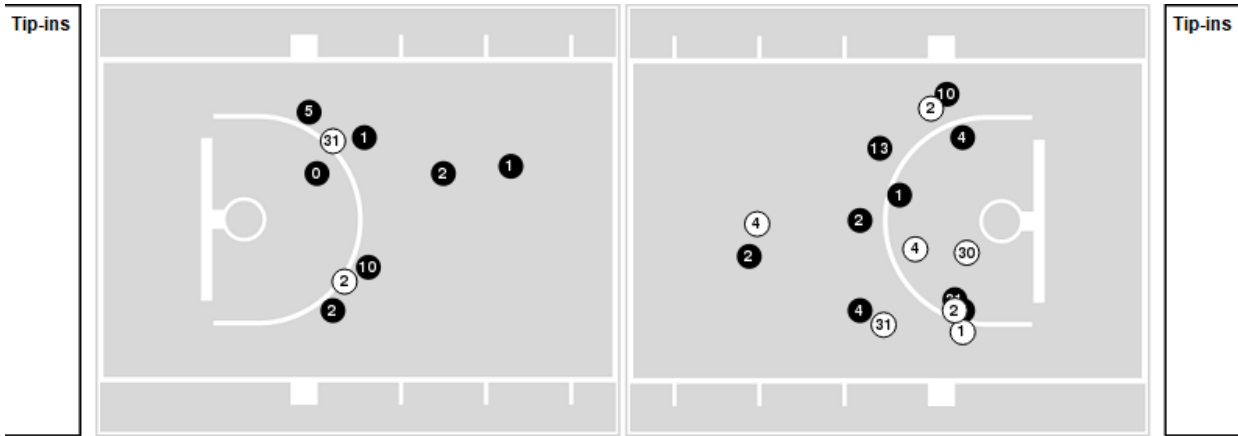
Players => AllFG Types=>AllResults=>All

Air Force

All Field Goals



Blow Up Chart



● Made ○ Missed N - Player Number

Air Force	M/A	%
Field Goals	28/52	54
2 Points	18/32	56
3 Points	10/20	50
Free Throws	12/13	92

Air Force	M/A	%
Points in the Paint	32 (16 / 25)	64
Fast Break Points	9 (6/6)	100
Second Chance Points	0 (0/1)	0
Effective FG%	63	

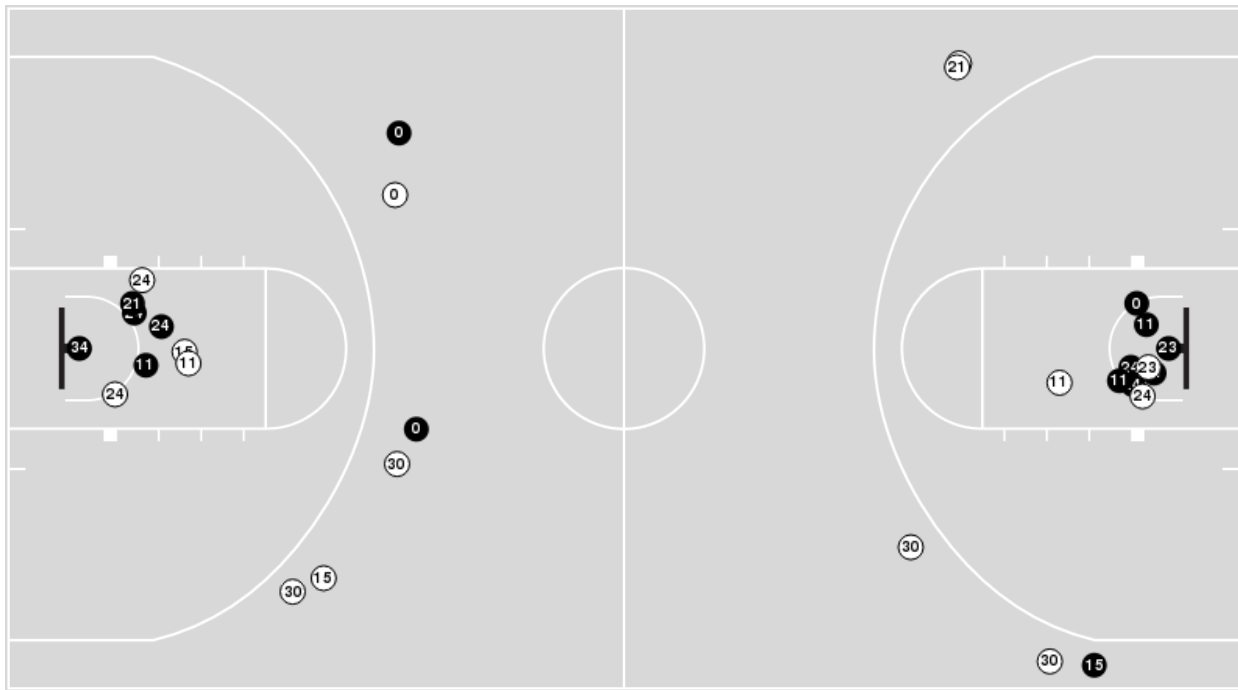


Officials: Gordon Torigoe, Teresa Olsen, Jerry Ousley

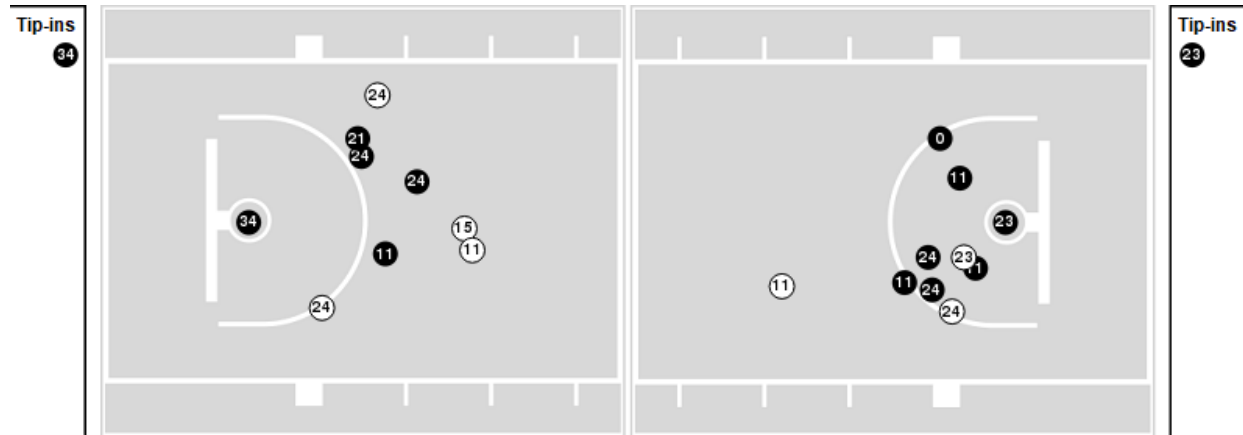
Players => 0, 1, 2, 3, 4, 11, 12, 13, 15, 21, 22, 23, 24, 30, 31, 32, 34, 44FG Types=>AllResults=>All

San Jose St.

All Field Goals



Blow Up Chart



● Made ○ Missed N - Player Number

San Jose St.	M/A	%
Field Goals	15/30	50
2 Points	12/19	63
3 Points	3/11	27
Free Throws	23/27	85

San Jose St.	M/A	%
Points in the Paint	24 (12 / 19)	63
Fast Break Points	4 (2/4)	50
Second Chance Points	10 (7/12)	58
Effective FG%	55	



Officials: Gordon Torigoe, Teresa Olsen, Jerry Ousley

Air Force

Lineup	Quarter On	Time On	Quarter Off	Time Off	Time on Court	Score	Score Diff	Reb	Stl	Tov	Ass	PPP
1- Cortez A/ 2- Perry M/ 4- Smith M/ 10- McNabb J/ 30- Macmillan D/	1	10:00	1	05:05	04:55	11-0	11	2	3	2	4	1.1000
1- Cortez A/ 5- Britt T/ 10- McNabb J/ 13- O'Hollaren K/ 30- Macmillan D/	1	05:05	1	03:35	01:30	3-0	3	0	2	2	1	1.0000
1- Cortez A/ 5- Britt T/ 13- O'Hollaren K/ 24- Hargrave M/ 30- Macmillan D/	1	03:35	1	02:45	00:50	0-0	0	0	0	0	0	0.0000
5- Britt T/ 13- O'Hollaren K/ 24- Hargrave M/ 31- Adams E/ 40- Huntimer J/	1	02:45	1	02:09	00:36	3-0	3	0	0	0	1	1.5957
2- Perry M/ 13- O'Hollaren K/ 24- Hargrave M/ 31- Adams E/ 40- Huntimer J/	1	02:09	1	00:34	01:35	2-3	-1	0	2	0	1	1.0000
1- Cortez A/ 2- Perry M/ 10- McNabb J/ 31- Adams E/ 40- Huntimer J/	1	00:34	2	10:00	00:34	6-0	6	0	0	0	1	3.0000
1- Cortez A/ 2- Perry M/ 5- Britt T/ 10- McNabb J/ 30- Macmillan D/	2	10:00	2	06:46	03:14	5-2	3	1	1	2	1	0.9191
1- Cortez A/ 2- Perry M/ 10- McNabb J/ 13- O'Hollaren K/ 30- Macmillan D/	2	06:46	2	05:52	00:54	0-3	-3	1	0	0	0	0.0000
2- Perry M/ 10- McNabb J/ 13- O'Hollaren K/ 30- Macmillan D/ 40- Huntimer J/	2	05:52	2	04:42	01:10	2-2	0	0	0	0	1	1.0000
1- Cortez A/ 2- Perry M/ 13- O'Hollaren K/ 30- Macmillan D/ 40- Huntimer J/	2	04:42	2	03:34	01:08	4-0	4	0	1	1	0	1.3333
1- Cortez A/ 5- Britt T/ 13- O'Hollaren K/ 30- Macmillan D/ 40- Huntimer J/	2	03:34	2	02:47	00:47	0-6	-6	1	0	2	0	0.0000
1- Cortez A/ 4- Smith M/ 13- O'Hollaren K/ 31- Adams E/ 40- Huntimer J/	2	02:47	2	01:30	01:17	2-2	0	1	0	2	0	0.6944
1- Cortez A/ 4- Smith M/ 10- McNabb J/ 31- Adams E/ 40- Huntimer J/	2	01:30	2	00:31	00:58	4-2	2	0	0	0	0	2.1277
1- Cortez A/ 10- McNabb J/ 24- Hargrave M/ 31- Adams E/ 40- Huntimer J/	2	00:31	3	10:00	00:31	2-0	2	0	2	0	0	1.0000
1- Cortez A/ 2- Perry M/ 4- Smith M/ 10- McNabb J/ 30- Macmillan D/	3	10:00	3	02:30	07:30	12-6	6	1	4	5	4	0.8571
1- Cortez A/ 5- Britt T/ 10- McNabb J/ 13- O'Hollaren K/ 30- Macmillan D/	3	02:30	3	00:45	01:44	5-2	3	0	1	1	1	1.6667
1- Cortez A/ 5- Britt T/ 13- O'Hollaren K/ 24- Hargrave M/ 30- Macmillan D/	3	00:45	4	10:00	00:45	2-1	1	1	0	0	1	2.0000
2- Perry M/ 4- Smith M/ 10- McNabb J/ 30- Macmillan D/ 40- Huntimer J/	4	10:00	4	08:14	01:46	2-3	-1	0	0	1	0	0.6667
1- Cortez A/ 2- Perry M/ 4- Smith M/ 30- Macmillan D/ 40- Huntimer J/	4	08:14	4	07:45	00:29	0-2	-2	0	0	0	0	0.0000
1- Cortez A/ 2- Perry M/ 5- Britt T/ 30- Macmillan D/ 40- Huntimer J/	4	07:45	4	06:20	01:25	4-4	0	0	2	1	0	1.3889
1- Cortez A/ 5- Britt T/ 13- O'Hollaren K/ 31- Adams E/ 40- Huntimer J/	4	06:20	4	04:56	01:24	3-2	1	0	1	1	1	1.0000
0- DeVaughn J/ 13- O'Hollaren K/ 23- Brown P/ 24- Hargrave M/ 31- Adams E/	4	04:56	4	03:11	01:45	0-6	-6	0	0	1	0	0.0000
0- DeVaughn J/ 20- Teigland C/ 23- Brown P/ 24- Hargrave M/ 31- Adams E/	4	03:11	4	00:00	03:11	6-10	-4	2	0	0	0	1.0417



Officials: Gordon Torigoe, Teresa Olsen, Jerry Ousley

San Jose St.

Lineup	Quarter On	Time On	Quarter Off	Time Off	Time on Court	Score	Score Diff	Reb	Stl	Tov	Ass	PPP
0- Summers S/ 11- Davis-Jones M/ 15- Anderson M/ 21- Kelemeni S/ 34- Smith S/	1	10:00	1	08:11	01:49	0-0	0	2	1	3	0	0.0000
0- Summers S/ 11- Davis-Jones M/ 15- Anderson M/ 21- Kelemeni S/ 24- Moreland A/	1	08:11	1	07:07	01:04	0-5	-5	0	0	2	0	0.0000
0- Summers S/ 11- Davis-Jones M/ 15- Anderson M/ 24- Moreland A/ 30- Ma S/	1	07:07	1	05:05	02:02	0-6	-6	2	0	3	0	0.0000
11- Davis-Jones M/ 15- Anderson M/ 21- Kelemeni S/ 24- Moreland A/ 30- Ma S/	1	05:05	1	04:52	00:13	0-0	0	0	0	1	0	0.0000
15- Anderson M/ 21- Kelemeni S/ 23- Fluker A/ 24- Moreland A/ 30- Ma S/	1	04:52	1	03:35	01:17	0-3	-3	0	1	2	0	0.0000
15- Anderson M/ 21- Kelemeni S/ 23- Fluker A/ 30- Ma S/ 31- Grizelj M/	1	03:35	1	02:45	00:50	0-0	0	1	0	2	0	0.0000
0- Summers S/ 15- Anderson M/ 24- Moreland A/ 30- Ma S/ 34- Smith S/	1	02:45	1	02:09	00:36	0-3	-3	0	0	1	0	0.0000
0- Summers S/ 21- Kelemeni S/ 24- Moreland A/ 30- Ma S/ 34- Smith S/	1	02:09	1	00:34	01:35	3-2	1	1	0	2	0	1.0000
0- Summers S/ 11- Davis-Jones M/ 21- Kelemeni S/ 24- Moreland A/ 30- Ma S/	1	00:34	2	09:52	00:42	0-6	-6	0	0	2	0	0.0000
11- Davis-Jones M/ 15- Anderson M/ 21- Kelemeni S/ 24- Moreland A/ 30- Ma S/	2	09:52	2	08:11	01:41	0-5	-5	1	1	2	0	0.0000
0- Summers S/ 11- Davis-Jones M/ 15- Anderson M/ 21- Kelemeni S/ 24- Moreland A/	2	08:11	2	06:02	02:09	5-0	5	3	1	0	1	1.7361
0- Summers S/ 11- Davis-Jones M/ 15- Anderson M/ 24- Moreland A/ 30- Ma S/	2	06:02	2	04:08	01:54	2-4	-2	3	0	2	1	0.6667
11- Davis-Jones M/ 15- Anderson M/ 21- Kelemeni S/ 24- Moreland A/ 30- Ma S/	2	04:08	2	02:05	02:03	6-2	4	0	0	1	1	1.2605
11- Davis-Jones M/ 15- Anderson M/ 21- Kelemeni S/ 30- Ma S/ 34- Smith S/	2	02:05	2	00:50	01:14	4-4	0	1	0	1	0	1.3333
11- Davis-Jones M/ 15- Anderson M/ 21- Kelemeni S/ 24- Moreland A/ 30- Ma S/	2	00:50	2	00:48	00:01	0-0	0	0	0	0	0	0.0000
0- Summers S/ 11- Davis-Jones M/ 15- Anderson M/ 21- Kelemeni S/ 24- Moreland A/	2	00:48	2	00:31	00:17	0-0	0	0	0	0	0	0.0000
3- Nicholas N/ 11- Davis-Jones M/ 15- Anderson M/ 21- Kelemeni S/ 24- Moreland A/	2	00:31	3	10:00	00:31	0-4	-4	1	0	2	0	0.0000
0- Summers S/ 11- Davis-Jones M/ 15- Anderson M/ 21- Kelemeni S/ 24- Moreland A/	3	10:00	3	06:56	03:04	0-5	-5	2	1	6	0	0.0000
11- Davis-Jones M/ 15- Anderson M/ 21- Kelemeni S/ 24- Moreland A/ 30- Ma S/	3	06:56	3	06:10	00:46	0-0	0	1	0	1	0	0.0000
15- Anderson M/ 21- Kelemeni S/ 23- Fluker A/ 30- Ma S/ 31- Grizelj M/	3	06:10	3	04:33	01:37	2-4	-2	2	1	2	0	0.6667
0- Summers S/ 15- Anderson M/ 21- Kelemeni S/ 23- Fluker A/ 24- Moreland A/	3	04:33	3	02:30	02:03	4-3	1	1	1	1	1	1.3333
0- Summers S/ 15- Anderson M/ 21- Kelemeni S/ 23- Fluker A/ 34- Smith S/	3	02:30	3	02:13	00:17	0-0	0	0	0	0	0	0.0000
15- Anderson M/ 21- Kelemeni S/ 23- Fluker A/ 30- Ma S/ 34- Smith S/	3	02:13	3	00:45	01:27	2-5	-3	0	1	1	0	1.0638
11- Davis-Jones M/ 15- Anderson M/ 21- Kelemeni S/ 23- Fluker A/ 30- Ma S/	3	00:45	4	08:25	02:20	4-4	0	1	0	1	1	0.9259
0- Summers S/ 11- Davis-Jones M/ 15- Anderson M/ 23- Fluker A/ 30- Ma S/	4	08:25	4	07:45	00:40	2-0	2	1	0	0	0	2.2727
0- Summers S/ 11- Davis-Jones M/ 15- Anderson M/ 24- Moreland A/ 30- Ma S/	4	07:45	4	06:20	01:25	4-4	0	1	0	2	1	1.0309
0- Summers S/ 11- Davis-Jones M/ 15- Anderson M/ 21- Kelemeni S/ 24- Moreland A/	4	06:20	4	04:56	01:24	2-3	-1	1	1	1	1	1.0000
0- Summers S/ 11- Davis-Jones M/ 15- Anderson M/ 21- Kelemeni S/ 34- Smith S/	4	04:56	4	04:39	00:17	2-0	2	0	0	0	0	1.0638
0- Summers S/ 11- Davis-Jones M/ 21- Kelemeni S/ 30- Ma S/ 34- Smith S/	4	04:39	4	04:07	00:32	2-0	2	1	1	0	0	2.2727
0- Summers S/ 11- Davis-Jones M/ 21- Kelemeni S/ 23- Fluker A/ 30- Ma S/	4	04:07	4	03:11	00:56	2-1	1	1	0	0	0	2.2727
0- Summers S/ 11- Davis-Jones M/ 15- Anderson M/ 21- Kelemeni S/ 23- Fluker A/	4	03:11	4	02:00	01:11	3-1	2	1	0	0	1	3.0000
11- Davis-Jones M/ 15- Anderson M/ 21- Kelemeni S/ 23- Fluker A/ 30- Ma S/	4	02:00	4	00:00	02:00	7-4	3	2	0	0	1	1.5086



Officials: Gordon Torigoe, Teresa Olsen, Jerry Ousley

Air Force

Lineup	Time	Score	Score Diff	Pts/Min	Reb	Stl	Tov	Ass	PPP
1- Cortez A/ 2- Perry M/ 4- Smith M/ 10- McNabb J/ 30- Macmillan D/	12:25	23-6	17	1.8523	3	7	7	8	0.9583
1- Cortez A/ 5- Britt T/ 10- McNabb J/ 13- O'Hollaren K/ 30- Macmillan D/	03:14	8-2	6	2.4666	0	3	3	2	1.3333
1- Cortez A/ 2- Perry M/ 5- Britt T/ 10- McNabb J/ 30- Macmillan D/	03:14	5-2	3	1.5464	1	1	2	1	0.9191
0- DeVaughn J/ 20- Teigland C/ 23- Brown P/ 24- Hargrave M/ 31- Adams E/	03:11	6-10	-4	1.8848	2	0	0	0	1.0417
2- Perry M/ 4- Smith M/ 10- McNabb J/ 30- Macmillan D/ 40- Huntimer J/	01:46	2-3	-1	1.1321	0	0	1	0	0.6667
0- DeVaughn J/ 13- O'Hollaren K/ 23- Brown P/ 24- Hargrave M/ 31- Adams E/	01:45	0-6	-6	0.0000	0	0	1	0	0.0000
1- Cortez A/ 5- Britt T/ 13- O'Hollaren K/ 24- Hargrave M/ 30- Macmillan D/	01:35	2-1	1	1.2579	1	0	0	1	1.0000
2- Perry M/ 13- O'Hollaren K/ 24- Hargrave M/ 31- Adams E/ 40- Huntimer J/	01:35	2-3	-1	1.2632	0	2	0	1	1.0000
1- Cortez A/ 2- Perry M/ 5- Britt T/ 30- Macmillan D/ 40- Huntimer J/	01:25	4-4	0	2.8235	0	2	1	0	1.3889
1- Cortez A/ 5- Britt T/ 13- O'Hollaren K/ 31- Adams E/ 40- Huntimer J/	01:24	3-2	1	2.1429	0	1	1	1	1.0000
1- Cortez A/ 4- Smith M/ 13- O'Hollaren K/ 31- Adams E/ 40- Huntimer J/	01:17	2-2	0	1.5584	1	0	2	0	0.6944
2- Perry M/ 10- McNabb J/ 13- O'Hollaren K/ 30- Macmillan D/ 40- Huntimer J/	01:10	2-2	0	1.7143	0	0	0	1	1.0000
1- Cortez A/ 2- Perry M/ 13- O'Hollaren K/ 30- Macmillan D/ 40- Huntimer J/	01:08	4-0	4	3.5294	0	1	1	0	1.3333
1- Cortez A/ 4- Smith M/ 10- McNabb J/ 31- Adams E/ 40- Huntimer J/	00:58	4-2	2	4.0886	0	0	0	0	2.1277
1- Cortez A/ 2- Perry M/ 10- McNabb J/ 13- O'Hollaren K/ 30- Macmillan D/	00:54	0-3	-3	0.0000	1	0	0	0	0.0000
1- Cortez A/ 5- Britt T/ 13- O'Hollaren K/ 30- Macmillan D/ 40- Huntimer J/	00:47	0-6	-6	0.0000	1	0	2	0	0.0000
5- Britt T/ 13- O'Hollaren K/ 24- Hargrave M/ 31- Adams E/ 40- Huntimer J/	00:36	3-0	3	5.0000	0	0	0	1	1.5957
1- Cortez A/ 2- Perry M/ 10- McNabb J/ 31- Adams E/ 40- Huntimer J/	00:34	6-0	6	10.5882	0	0	0	1	3.0000
1- Cortez A/ 10- McNabb J/ 24- Hargrave M/ 31- Adams E/ 40- Huntimer J/	00:31	2-0	2	3.8339	0	2	0	0	1.0000
1- Cortez A/ 2- Perry M/ 4- Smith M/ 30- Macmillan D/ 40- Huntimer J/	00:29	0-2	-2	0.0000	0	0	0	0	0.0000



Air Force at San Jose St.

02/03/24 Provident Credit Union Event Center, San Jose
2023-24 Women's Basketball

Game Time: 1:00 PM
Game Duration: 1:50
Attendance: 505

Officials: Gordon Torigoe, Teresa Olsen, Jerry Ousley

San Jose St.

Lineup	Time	Score	Score Diff	Pts/Min	Reb	Stl	Tov	Ass	PPP
0- Summers S/ 11- Davis-Jones M/ 15- Anderson M/ 21- Kelemeni S/ 24- Moreland A/	07:58	7-13	-6	0.8777	6	3	9	2	0.5435
0- Summers S/ 11- Davis-Jones M/ 15- Anderson M/ 24- Moreland A/ 30- Ma S/	05:21	6-14	-8	1.1215	6	0	7	2	0.5515
11- Davis-Jones M/ 15- Anderson M/ 21- Kelemeni S/ 24- Moreland A/ 30- Ma S/	04:44	6-7	-1	1.2649	2	1	5	1	0.6148
11- Davis-Jones M/ 15- Anderson M/ 21- Kelemeni S/ 23- Fluker A/ 30- Ma S/	04:20	11-8	3	2.5346	3	0	1	2	1.2277
15- Anderson M/ 21- Kelemeni S/ 23- Fluker A/ 30- Ma S/ 31- Grizelj M/	02:27	2-4	-2	0.8163	3	1	4	0	0.4000
0- Summers S/ 11- Davis-Jones M/ 15- Anderson M/ 21- Kelemeni S/ 34- Smith S/	02:06	2-0	2	0.9524	2	1	3	0	0.4098
0- Summers S/ 15- Anderson M/ 21- Kelemeni S/ 23- Fluker A/ 24- Moreland A/	02:03	4-3	1	1.9512	1	1	1	1	1.3333
0- Summers S/ 21- Kelemeni S/ 24- Moreland A/ 30- Ma S/ 34- Smith S/	01:35	3-2	1	1.8947	1	0	2	0	1.0000
15- Anderson M/ 21- Kelemeni S/ 23- Fluker A/ 30- Ma S/ 34- Smith S/	01:27	2-5	-3	1.3699	0	1	1	0	1.0638
15- Anderson M/ 21- Kelemeni S/ 23- Fluker A/ 24- Moreland A/ 30- Ma S/	01:17	0-3	-3	0.0000	0	1	2	0	0.0000
11- Davis-Jones M/ 15- Anderson M/ 21- Kelemeni S/ 30- Ma S/ 34- Smith S/	01:14	4-4	0	3.2172	1	0	1	0	1.3333
0- Summers S/ 11- Davis-Jones M/ 15- Anderson M/ 21- Kelemeni S/ 23- Fluker A/	01:11	3-1	2	2.5352	1	0	0	1	3.0000
0- Summers S/ 11- Davis-Jones M/ 21- Kelemeni S/ 23- Fluker A/ 30- Ma S/	00:56	2-1	1	2.1429	1	0	0	0	2.2727
0- Summers S/ 11- Davis-Jones M/ 21- Kelemeni S/ 24- Moreland A/ 30- Ma S/	00:42	0-6	-6	0.0000	0	0	2	0	0.0000
0- Summers S/ 11- Davis-Jones M/ 15- Anderson M/ 23- Fluker A/ 30- Ma S/	00:40	2-0	2	3.0000	1	0	0	0	2.2727
0- Summers S/ 15- Anderson M/ 24- Moreland A/ 30- Ma S/ 34- Smith S/	00:36	0-3	-3	0.0000	0	0	1	0	0.0000
0- Summers S/ 11- Davis-Jones M/ 21- Kelemeni S/ 30- Ma S/ 34- Smith S/	00:32	2-0	2	3.7500	1	1	0	0	2.2727
3- Nicholas N/ 11- Davis-Jones M/ 15- Anderson M/ 21- Kelemeni S/ 24- Moreland A/	00:31	0-4	-4	0.0000	1	0	2	0	0.0000
0- Summers S/ 15- Anderson M/ 21- Kelemeni S/ 23- Fluker A/ 34- Smith S/	00:17	0-0	0	0.0000	0	0	0	0	0.0000