



San Jose St. at Nevada

02/02/24 Lawlor Events Center, Reno  
2023-24 Men's Basketball

Game Time: 8:00 PM  
Game Duration: 1:55  
Attendance: 8,512

Officials: Verne Harris, Kip Kissinger, Michael Irving

San Jose St. - 60

Record: 8-14 (1-8)

NO.	Name	F	Min	FG			3P			FT			Rebounds			Fouls		TP	AS	TO	ST	Blocks		+/-
				M-A	M-A	M-A	OR	DR	TOT	PF	FD	OR	DR	TOT	BS	BA								
5	Tibet Gorener	F	17:11	2-10	1-6	0-0	2	1	3	2	1	5	0	1	5	0	1	0	0	0	0	-23		
15	Trey Anderson	F	22:21	4-11	2-6	1-1	0	0	0	3	1	11	2	0	11	2	0	0	0	1	1	-13		
4	Adrame Diongue	C	12:45	1-3	0-0	0-0	2	4	6	4	1	2	1	1	2	1	1	0	0	0	-11			
0	Myron Amey Jr.	G	24:58	4-10	1-7	1-2	0	5	5	1	2	10	4	4	10	4	4	0	0	0	-33			
13	Alvaro Cardenas	G	30:49	5-9	3-4	1-2	2	1	3	2	4	14	3	1	14	3	1	1	0	0	-26			
23	Diogo Seixas		11:29	0-1	0-1	0-0	0	1	1	2	0	0	0	0	0	0	1	1	0	0	-18			
1	Garrett Anderson		14:15	0-3	0-1	0-0	0	1	1	3	0	0	0	0	0	0	0	0	0	1	-15			
20	Christian Wise		21:27	2-2	0-0	0-0	2	4	6	4	0	4	0	1	4	0	1	1	2	0	-12			
6	Latrell Davis		19:06	4-6	1-1	1-4	0	1	1	0	3	10	1	0	10	1	0	0	0	0	-2			
2	Rickey Mitchell Jr.		13:51	2-4	0-2	0-0	1	1	2	3	0	4	0	0	4	0	0	0	0	0	-3			
21	William Humer		08:49	0-1	0-0	0-0	1	0	1	0	1	0	1	1	0	1	1	0	0	0	7			
24	Bennett Blackerby		02:59	0-0	0-0	0-0	0	0	0	0	0	0	0	0	0	0	0	0	0	0	-1			
Team							1	1	2			0			0									
<b>Totals</b>					24-60	8-28	4-9	11	20	31	24	13	60	12	10	3	3	2					-30	

Shooting By Period		
1st FG%	10-27	37.0%
3PT%	3-12	25.0%
FT%	1-2	50%
2nd FG%	14-33	42.4%
3PT%	5-16	31.3%
FT%	3-7	42.9%
GM FG%	24-60	40.0%
3PT%	8-28	28.6%
FT%	4-9	44.4%

Dead Ball Rebounds: 3, 0

Technical Fouls::NONE

Nevada - 90

Record: 17-5 (4-4)

NO.	Name	F	Min	FG			3P			FT			Rebounds			Fouls		TP	AS	TO	ST	Blocks		+/-
				M-A	M-A	M-A	OR	DR	TOT	PF	FD	OR	DR	TOT	BS	BA								
4	Tre Coleman	F	26:45	1-7	1-5	0-0	1	4	5	1	0	3	3	0	3	3	0	2	1	0	36			
11	Nick Davidson	F	26:10	8-12	3-5	3-5	7	4	11	0	5	22	3	1	22	3	1	0	0	2	32			
42	K.J. Hymes	F	18:37	0-0	0-0	3-4	1	1	2	1	4	3	1	0	3	1	0	1	1	0	19			
2	Jarod Lucas	G	28:07	8-15	3-5	1-1	0	4	4	1	1	20	3	1	20	3	1	1	0	0	39			
13	Kenan Blackshear	G	17:07	4-5	1-1	1-4	0	1	1	4	3	10	6	1	10	6	1	1	0	0	21			
20	Daniel Foster		21:46	1-4	0-2	2-2	1	2	3	1	1	4	1	0	4	1	0	1	0	0	5			
0	Hunter McIntosh		15:09	0-2	0-1	1-2	1	3	4	0	1	1	5	0	1	5	0	0	0	1	-5			
33	Tylan Pope		14:22	4-4	1-1	1-3	1	2	3	2	3	10	1	1	10	1	1	0	0	0	2			
3	Tyler Rolison		18:03	2-6	2-3	6-8	0	2	2	3	4	12	0	0	12	0	0	1	0	0	9			
5	Amire Robinson		06:50	0-0	0-0	0-0	0	1	1	0	0	0	0	0	0	0	0	0	0	0	-8			
23	Jazz Gardner		04:56	0-4	0-0	3-4	3	0	3	0	2	3	0	0	3	0	0	0	0	0	-3			
12	Jeriah Coleman		02:08	1-1	0-0	0-0	0	0	0	0	0	2	0	0	2	0	0	0	0	0	3			
Team							3	3	6			0			1									
<b>Totals</b>					29-60	11-23	21-33	18	27	45	13	24	90	23	5	7	2	3					30	

Shooting By Period		
1st FG%	14-30	46.7%
3PT%	7-13	53.8%
FT%	14-21	66.7%
2nd FG%	15-30	50.0%
3PT%	4-10	40.0%
FT%	7-12	58.3%
GM FG%	29-60	48.3%
3PT%	11-23	47.8%
FT%	21-33	63.6%

Dead Ball Rebounds: 5, 0

Technical Fouls::NONE

	SJSU	NEV
Biggest lead	1 (1st 18:09)	43 (2nd 15:58)
Best Scoring Run	6(2nd 8:40)	18(2nd 15:58)
Lead Changes	2	
Times Tied	1	
Time with Lead	00:19	38:34

Points from	SJSU	NEV
Turnovers	6	19
Paint	24	30
Second Chance	5	21
Fast Breaks	6	7
Bench	18	32

Period by Period Scoring			
	1st	2nd	TOT
SJSU	24	36	60
NEV	49	41	90



**Period 1**

**Quarter Starters:**

<b>NEV</b>	2 Lucas J	4 Coleman T	11 Davidson N	13 Blackshear K	42 Hymes K
<b>SJSU</b>	0 Amey Jr. M	4 Diongue A	5 Gorener T	13 Cardenas A	15 Anderson T

Game Time	NEV	Score	Diff	SJSU
20:00	42 HYMES K jumpball lost			4 DIONGUE A jumpball won
19:38				5 GORENER T 2pt FG outside the paint, jump shot missed
19:36	defensive rebound (1)			
19:23	42 HYMES K foul drawn (1)			4 DIONGUE A foul personal (1 - 1)
19:06	13 BLACKSHEAR K 3pt FG , jump shot made (3)	<b>3-0</b>	<b>3</b>	
19:06	4 COLEMAN T assist (1)			
18:39		<b>3-3</b>	<b>0</b>	15 ANDERSON T 3pt FG , jump shot made (3)
18:39				0 AMEY JR. M assist (1)
18:26	13 BLACKSHEAR K 2pt FG in the paint, pull up jump shot made (5)	<b>5-3</b>	<b>2</b>	
18:09		<b>5-6</b>	<b>-1</b>	13 CARDENAS A 3pt FG , jump shot made (3)
17:50	11 DAVIDSON N 3pt FG , jump shot made (3)	<b>8-6</b>	<b>2</b>	
17:50	13 BLACKSHEAR K assist (1)			
17:35				0 AMEY JR. M turnover travel (1)
17:21	2 LUCAS J 2pt FG from turnover outside the paint, pull up jump shot missed			
17:19	11 DAVIDSON N offensive rebound (1)			
17:19	11 DAVIDSON N foul drawn (1)			15 ANDERSON T foul personal (1 - 2)
17:19				4 DIONGUE A substitution out
17:19				23 SEIXAS D substitution in
17:12	2 LUCAS J 2pt FG from turnover second chance outside the paint, pull up jump shot made (2)	<b>10-6</b>	<b>4</b>	
17:12	4 COLEMAN T assist (2)			
16:56				5 GORENER T 3pt FG , jump shot missed
16:55	defensive rebound (3)			
16:45	13 BLACKSHEAR K turnover lost ball (1)			23 SEIXAS D steal (1)
16:35				0 AMEY JR. M 3pt FG from turnover, jump shot missed
16:32	4 COLEMAN T defensive rebound (1)			
16:25	2 LUCAS J 2pt FG outside the paint, jump shot missed			
16:23	11 DAVIDSON N offensive rebound (2)			
16:23	11 DAVIDSON N foul drawn (2)			0 AMEY JR. M foul shooting (1 - 3)
16:23	11 DAVIDSON N free throw 1 - 2 missed			
16:23	offensive dead ball rebound (1)			
16:23	42 HYMES K substitution out			
16:23	20 FOSTER D substitution in			
16:23				15 ANDERSON T substitution out
16:23				1 ANDERSON G substitution in
16:23	11 DAVIDSON N free throw 2 - 2 made (4)	<b>11-6</b>	<b>5</b>	
16:08				13 CARDENAS A 2pt FG in the paint, pull up jump shot missed
16:04				13 CARDENAS A offensive rebound (1)
16:01				5 GORENER T 2pt FG second chance in the paint, jump shot missed
15:56				5 GORENER T offensive rebound (1)
15:56				5 GORENER T 2pt FG second chance in the paint, layup missed



Game Time	NEV	Score	Diff	SJSU
15:55	11 DAVIDSON N defensive rebound (3)			
15:39	4 COLEMAN T 2pt FG in the paint, layup missed			
15:35	offensive rebound (7)			
15:35	Timeout media			
15:28	2 LUCAS J 3pt FG second chance, jump shot made (5)	14-6	8	
15:28	13 BLACKSHEAR K assist (2)			
15:13	4 COLEMAN T steal (1)			23 SEIXAS D turnover lost ball (1)
15:13				23 SEIXAS D substitution out
15:13				20 WISE C substitution in
15:02	4 COLEMAN T 3pt FG from turnover, jump shot missed			
14:58				13 CARDENAS A defensive rebound (2)
14:49	13 BLACKSHEAR K foul personal (1 - 1)			13 CARDENAS A foul drawn (1)
14:49	13 BLACKSHEAR K substitution out			
14:49	0 MCINTOSH H substitution in			
14:49				5 GORENER T substitution out
14:49				15 ANDERSON T substitution in
14:37		14-8	6	0 AMEY JR. M 2pt FG in the paint, pull up jump shot made (2)
14:15	2 LUCAS J turnover lost ball (1)			13 CARDENAS A steal (1)
14:06	20 FOSTER D steal (1)			20 WISE C turnover lost ball (1)
13:59	2 LUCAS J 3pt FG fast break from turnover, jump shot made (8)	17-8	9	
13:59	0 MCINTOSH H assist (1)			
13:58	2 LUCAS J foul drawn (1)			1 ANDERSON G foul shooting (1 - 4)
13:58				1 ANDERSON G substitution out
13:58				6 DAVIS L substitution in
13:58	2 LUCAS J free throw fast break 1 - 1 made (9)	18-8	10	
13:58	4 COLEMAN T substitution out			
13:58	33 POPE T substitution in			
13:45		18-11	7	0 AMEY JR. M 3pt FG , jump shot made (5)
13:45				15 ANDERSON T assist (1)
13:33	2 LUCAS J 2pt FG in the paint, pull up jump shot missed			
13:28	33 POPE T offensive rebound (1)			
13:18	33 POPE T foul drawn (1)			15 ANDERSON T foul personal (2 - 5)
13:18				15 ANDERSON T substitution out
13:18				5 GORENER T substitution in
13:16	11 DAVIDSON N 2pt FG second chance in the paint, layup made (6)	20-11	9	
13:16	0 MCINTOSH H assist (2)			
13:00				5 GORENER T 3pt FG , jump shot missed
12:56	0 MCINTOSH H defensive rebound (1)			
12:45	11 DAVIDSON N foul drawn (3)			20 WISE C foul shooting (1 - 6)
12:45	11 DAVIDSON N free throw 1 - 2 made (7)	21-11	10	
12:45				20 WISE C substitution out
12:45				4 DIONGUE A substitution in
12:45	2 LUCAS J substitution out			
12:45	13 BLACKSHEAR K substitution in			
12:45	11 DAVIDSON N free throw 2 - 2 made (8)	22-11	11	
12:45	11 DAVIDSON N substitution out			
12:45	42 HYMES K substitution in			
12:25	20 FOSTER D foul personal (1 - 2)			13 CARDENAS A foul drawn (2)



Game Time	NEV	Score	Diff	SJSU
12:18				0 AMEY JR. M 3pt FG , jump shot missed
12:14	20 FOSTER D defensive rebound (1)			
11:57	0 MCINTOSH H foul drawn (1)			13 CARDENAS A foul shooting (1 - 7)
11:57	Timeout media			
11:57				0 AMEY JR. M substitution out
11:57				6 DAVIS L substitution out
11:57				1 ANDERSON G substitution in
11:57				2 MITCHELL JR. R substitution in
11:57	0 MCINTOSH H free throw 1 - 2 missed			
11:57	offensive dead ball rebound (2)			
11:57	0 MCINTOSH H free throw 2 - 2 made (1)	<b>23-11</b>	<b>12</b>	
11:43				4 DIONGUE A 2pt FG in the paint, layup missed
11:39	0 MCINTOSH H defensive rebound (2)			
11:26	0 MCINTOSH H 3pt FG , jump shot missed			
11:23				4 DIONGUE A defensive rebound (1)
11:23	13 BLACKSHEAR K foul personal (2 - 3)			4 DIONGUE A foul drawn (1)
10:53				2 MITCHELL JR. R 3pt FG , jump shot missed
10:48	13 BLACKSHEAR K defensive rebound (1)			
10:44	13 BLACKSHEAR K foul drawn (1)			4 DIONGUE A foul shooting (2 - 8)
10:44	13 BLACKSHEAR K free throw 1 - 2 missed			
10:44	offensive dead ball rebound (3)			
10:44	0 MCINTOSH H substitution out			
10:44	20 FOSTER D substitution out			
10:44	2 LUCAS J substitution in			
10:44	4 COLEMAN T substitution in			
10:44				4 DIONGUE A substitution out
10:44				13 CARDENAS A substitution out
10:44				0 AMEY JR. M substitution in
10:44				23 SEIXAS D substitution in
10:44	13 BLACKSHEAR K free throw 2 - 2 made (6)	<b>24-11</b>	<b>13</b>	
10:44	13 BLACKSHEAR K substitution out			
10:44	3 ROLISON T substitution in			
10:21	3 ROLISON T steal (1)			0 AMEY JR. M turnover lost ball (2)
10:08	3 ROLISON T foul drawn (1)			2 MITCHELL JR. R foul personal (1 - 9)
10:08	3 ROLISON T 1&1 free throw 1 made (1)	<b>25-11</b>	<b>14</b>	
10:08	3 ROLISON T 1&1 free throw 2 made (2)	<b>26-11</b>	<b>15</b>	
09:50				0 AMEY JR. M turnover bad pass (3)
09:36	42 HYMES K foul drawn (2)			23 SEIXAS D foul personal (1 - 10)
09:36	42 HYMES K free throw 1 - 2 made (1)	<b>27-11</b>	<b>16</b>	
09:36				23 SEIXAS D substitution out
09:36				21 HUMER W substitution in
09:35	42 HYMES K free throw 2 - 2 missed			
09:34				5 GORENER T defensive rebound (2)
09:18				1 ANDERSON G 2pt FG in the paint, layup missed
09:15	3 ROLISON T defensive rebound (1)			
09:11	2 LUCAS J 3pt FG , pull up jump shot missed			
09:07				2 MITCHELL JR. R defensive rebound (1)
09:04				21 HUMER W turnover travel (1)
08:53	4 COLEMAN T 2pt FG from turnover in the paint, layup missed			



**San Jose St. at Nevada**

02/02/24 Lawlor Events Center, Reno  
2023-24 Men's Basketball

**Game Time:** 8:00 PM  
**Game Duration:** 1:55  
**Attendance:** 8,512

**Officials:** Verne Harris, Kip Kissinger, Michael Irving

Game Time	NEV	Score	Diff	SJSU
08:52				0 AMEY JR. M defensive rebound (1)
08:52	33 POPE T foul personal (1 - 4)			21 HUMER W foul drawn (1)
08:52				1 ANDERSON G substitution out
08:52				2 MITCHELL JR. R substitution out
08:52				13 CARDENAS A substitution in
08:52				15 ANDERSON T substitution in
08:36	3 ROLISON T foul personal (1 - 5)			0 AMEY JR. M foul drawn (1)
08:36	42 HYMES K substitution out			
08:36	11 DAVIDSON N substitution in			
08:21				13 CARDENAS A 2pt FG in the paint, turnaround jump shot missed
08:18	11 DAVIDSON N defensive rebound (4)			
08:08	33 POPE T foul drawn (2)			5 GORENER T foul shooting (1 - 11)
08:08	33 POPE T free throw 1 - 2 made (1)	<b>28-11</b>	<b>17</b>	
08:07	33 POPE T free throw 2 - 2 missed			
08:05	11 DAVIDSON N offensive rebound (5)			
08:02	33 POPE T 2pt FG second chance in the paint, dunk, made (3)	<b>30-11</b>	<b>19</b>	
08:02	11 DAVIDSON N assist (1)			
07:58				Timeout 30 Sec
07:58				Timeout media
07:58				21 HUMER W substitution out
07:58				20 WISE C substitution in
07:37		<b>30-13</b>	<b>17</b>	0 AMEY JR. M 2pt FG in the paint, layup made (7)
07:18	3 ROLISON T 3pt FG , jump shot made (5)	<b>33-13</b>	<b>20</b>	
07:18	33 POPE T assist (1)			
07:00		<b>33-15</b>	<b>18</b>	5 GORENER T 2pt FG in the paint, floating jump shot made (2)
06:35	33 POPE T 3pt FG , jump shot made (6)	<b>36-15</b>	<b>21</b>	
06:35	2 LUCAS J assist (1)			
06:14				5 GORENER T 3pt FG , jump shot missed
06:10	3 ROLISON T defensive rebound (2)			
06:07	3 ROLISON T foul drawn (2)			5 GORENER T foul personal (2 - 12)
06:07	3 ROLISON T free throw fast break 1 - 2 missed			
06:07	offensive dead ball rebound (4)			
06:07	33 POPE T substitution out			
06:07	20 FOSTER D substitution in			
06:07				5 GORENER T substitution out
06:07				6 DAVIS L substitution in
06:07	3 ROLISON T free throw fast break 2 - 2 made (6)	<b>37-15</b>	<b>22</b>	
05:43				15 ANDERSON T 3pt FG , jump shot missed
05:40	2 LUCAS J defensive rebound (1)			
05:28	11 DAVIDSON N 2pt FG in the paint, layup made (10)	<b>39-15</b>	<b>24</b>	
05:28	4 COLEMAN T assist (3)			
04:58		<b>39-17</b>	<b>22</b>	0 AMEY JR. M 2pt FG outside the paint, pull up jump shot made (9)
04:58				6 DAVIS L assist (1)
04:33	3 ROLISON T 3pt FG , jump shot made (9)	<b>42-17</b>	<b>25</b>	
04:33	2 LUCAS J assist (2)			
04:05				15 ANDERSON T 3pt FG , jump shot missed
04:02	2 LUCAS J defensive rebound (2)			
03:49	4 COLEMAN T 3pt FG , jump shot missed			



**San Jose St. at Nevada**

02/02/24 Lawlor Events Center, Reno  
2023-24 Men's Basketball

**Game Time:** 8:00 PM  
**Game Duration:** 1:55  
**Attendance:** 8,512

**Officials:** Verne Harris, Kip Kissinger, Michael Irving

Game Time	NEV	Score	Diff	SJSU
03:46	11 DAVIDSON N offensive rebound (6)			
03:38	11 DAVIDSON N 2pt FG second chance in the paint, dunk, made (12)	<b>44-17</b>	<b>27</b>	
03:38	20 FOSTER D assist (1)			
03:19				15 ANDERSON T 2pt FG in the paint, pull up jump shot missed
03:16	11 DAVIDSON N defensive rebound (7)			
03:09	3 ROLISON T 2pt FG in the paint, layup missed			
03:05	20 FOSTER D offensive rebound (2)			
03:03	4 COLEMAN T 3pt FG second chance, jump shot missed			
02:55				0 AMEY JR. M defensive rebound (2)
02:48				0 AMEY JR. M 3pt FG , jump shot missed
02:46	20 FOSTER D defensive rebound (3)			
02:46	20 FOSTER D foul drawn (1)			20 WISE C foul personal (2 - 13)
02:46	Timeout media			
02:46	3 ROLISON T substitution out			
02:46	0 MCINTOSH H substitution in			
02:46				15 ANDERSON T substitution out
02:46				20 WISE C substitution out
02:46				4 DIONGUE A substitution in
02:46				23 SEIXAS D substitution in
02:46	20 FOSTER D free throw fast break 1 - 2 made (1)	<b>45-17</b>	<b>28</b>	
02:46	20 FOSTER D free throw fast break 2 - 2 made (2)	<b>46-17</b>	<b>29</b>	
02:20		<b>46-19</b>	<b>27</b>	6 DAVIS L 2pt FG in the paint, layup made (2)
02:04	2 LUCAS J 2pt FG outside the paint, jump shot made (11)	<b>48-19</b>	<b>29</b>	
02:04	0 MCINTOSH H assist (3)			
01:57	2 LUCAS J foul shooting (1 - 6)			6 DAVIS L foul drawn (1)
01:57				6 DAVIS L free throw fast break 1 - 2 missed
01:57				offensive dead ball rebound (1)
01:57	2 LUCAS J substitution out			
01:57	11 DAVIDSON N substitution out			
01:57	5 ROBINSON A substitution in			
01:57	23 GARDNER J substitution in			
01:57		<b>48-20</b>	<b>28</b>	6 DAVIS L free throw fast break 2 - 2 made (3)
01:39	20 FOSTER D 2pt FG in the paint, layup missed			
01:35	23 GARDNER J offensive rebound (1)			
01:35	23 GARDNER J 2pt FG second chance in the paint, layup missed			
01:33	23 GARDNER J offensive rebound (2)			
01:33	23 GARDNER J 2pt FG second chance in the paint, layup missed			
01:30	4 COLEMAN T offensive rebound (2)			
01:27	23 GARDNER J foul drawn (1)			4 DIONGUE A foul personal (3 - 14)
01:27	23 GARDNER J free throw 1 - 2 made (1)	<b>49-20</b>	<b>29</b>	
01:27				4 DIONGUE A substitution out
01:27				21 HUMER W substitution in
01:26	23 GARDNER J free throw 2 - 2 missed			
01:25				0 AMEY JR. M defensive rebound (3)
01:14		<b>49-22</b>	<b>27</b>	13 CARDENAS A 2pt FG in the paint, turnaround jump shot made (5)
00:56	4 COLEMAN T 3pt FG , jump shot missed			



Official Basketball Play by Play - First Half

**San Jose St. at Nevada**

02/02/24 Lawlor Events Center, Reno  
2023-24 Men's Basketball

**Game Time:** 8:00 PM  
**Game Duration:** 1:55  
**Attendance:** 8,512

**Officials:** Verne Harris, Kip Kissinger, Michael Irving

Game Time	NEV	Score	Diff	SJSU
00:52				23 SEIXAS D defensive rebound (1)
00:30		<b>49-24</b>	<b>25</b>	13 CARDENAS A 2pt FG in the paint, pull up jump shot made (7)
00:30				0 AMEY JR. M assist (2)
00:23	Timeout 30 Sec			
00:23	4 COLEMAN T substitution out			
00:23	2 LUCAS J substitution in			
00:23				21 HUMER W substitution out
00:23				20 WISE C substitution in
00:03	0 MCINTOSH H 2pt FG in the paint, jump shot blocked			
00:03				20 WISE C block (1)
00:03				0 AMEY JR. M defensive rebound (4)
<b>END OF PERIOD</b>				
<b>NEV 49-24 SJSU</b>				



San Jose St. at Nevada

02/02/24 Lawlor Events Center, Reno
2023-24 Men's Basketball

Game Time: 8:00 PM
Game Duration: 1:55
Attendance: 8,512

Officials: Verne Harris, Kip Kissinger, Michael Irving

San Jose St. - 24

Table with columns: NO. Name, Min, FG, 3P, FT, Rebounds, Fouls, TP, AS, TO, ST, Blocks, +/-

Shooting By Period table with columns: 1st FG%, 3PT%, FT%, GM FG%, 3PT%, FT%

Dead Ball Rebounds: 1, 0

Technical Fouls::NONE

Nevada - 49

Table with columns: NO. Name, Min, FG, 3P, FT, Rebounds, Fouls, TP, AS, TO, ST, Blocks, +/-

Shooting By Period table with columns: 1st FG%, 3PT%, FT%, GM FG%, 3PT%, FT%

Dead Ball Rebounds: 4, 0

Technical Fouls::NONE

Table with columns: SJSU, NEV for various game metrics like Biggest lead, Best Scoring Run, etc.

Table with columns: SJSU, NEV for metrics like Points from, Turnovers, Paint, etc.

Table with columns: 1st, 2nd, TOT for Period by Period Scoring





**Period 2**

**Quarter Starters:**

<b>NEV</b>	2 Lucas J	4 Coleman T	11 Davidson N	13 Blackshear K	42 Hymes K
<b>SJSU</b>	0 Amey Jr. M	1 Anderson G	13 Cardenas A	20 Wise C	23 Seixas D

Game Time	NEV	Score	Diff	SJSU
20:00	0 MCINTOSH H substitution out			
20:00	5 ROBINSON A substitution out			
20:00	20 FOSTER D substitution out			
20:00	23 GARDNER J substitution out			
20:00	4 COLEMAN T substitution in			
20:00	11 DAVIDSON N substitution in			
20:00	13 BLACKSHEAR K substitution in			
20:00	42 HYMES K substitution in			
20:00				6 DAVIS L substitution out
20:00				1 ANDERSON G substitution in
19:50	11 DAVIDSON N 3pt FG , jump shot made (15)	<b>52-24</b>	<b>28</b>	
19:50	13 BLACKSHEAR K assist (3)			
19:34	13 BLACKSHEAR K steal (1)			0 AMEY JR. M turnover lost ball (4)
19:06	2 LUCAS J 3pt FG from turnover, jump shot made (14)	<b>55-24</b>	<b>31</b>	
19:06	11 DAVIDSON N assist (2)			
18:39				23 SEIXAS D 3pt FG , jump shot missed
18:35	4 COLEMAN T defensive rebound (3)			
18:26	2 LUCAS J 2pt FG outside the paint, pull up jump shot missed			
18:22				1 ANDERSON G defensive rebound (1)
18:08				1 ANDERSON G 3pt FG , jump shot missed
18:03	4 COLEMAN T defensive rebound (4)			
17:59	4 COLEMAN T 3pt FG , jump shot made (3)	<b>58-24</b>	<b>34</b>	
17:59	13 BLACKSHEAR K assist (4)			
17:46	42 HYMES K steal (1)			13 CARDENAS A turnover bad pass (1)
17:38	11 DAVIDSON N 3pt FG from turnover, jump shot made (18)	<b>61-24</b>	<b>37</b>	
17:24				0 AMEY JR. M 3pt FG , jump shot missed
17:21	2 LUCAS J defensive rebound (3)			
17:14	42 HYMES K foul drawn (3)			20 WISE C foul personal (3 - 1)
17:14				0 AMEY JR. M substitution out
17:14				1 ANDERSON G substitution out
17:14				13 CARDENAS A substitution out
17:14				20 WISE C substitution out
17:14				23 SEIXAS D substitution out
17:14				2 MITCHELL JR. R substitution in
17:14				4 DIONGUE A substitution in
17:14				5 GORENER T substitution in
17:14				6 DAVIS L substitution in
17:14				15 ANDERSON T substitution in
17:04	2 LUCAS J 2pt FG in the paint, layup made (16)	<b>63-24</b>	<b>39</b>	
17:04	13 BLACKSHEAR K assist (5)			
16:51	13 BLACKSHEAR K foul shooting (3 - 1)			6 DAVIS L foul drawn (2)
16:51				6 DAVIS L free throw 1 - 2 missed
16:51				offensive dead ball rebound (2)



**San Jose St. at Nevada**

02/02/24 Lawlor Events Center, Reno  
2023-24 Men's Basketball

**Game Time:** 8:00 PM  
**Game Duration:** 1:55  
**Attendance:** 8,512

**Officials:** Verne Harris, Kip Kissinger, Michael Irving

Game Time	NEV	Score	Diff	SJSU
16:50				6 DAVIS L free throw 2 - 2 missed
16:48				4 DIONGUE A offensive rebound (2)
16:45	42 HYMES K substitution out			
16:45	20 FOSTER D substitution in			
16:29				5 GORENER T 3pt FG second chance, jump shot missed
16:26	11 DAVIDSON N defensive rebound (8)			
16:24	13 BLACKSHEAR K 2pt FG in the paint, layup made (8)	<b>65-24</b>	<b>41</b>	
16:24	13 BLACKSHEAR K foul drawn (2)			2 MITCHELL JR. R foul shooting (2 - 2)
16:23	13 BLACKSHEAR K free throw 1 - 1 missed			
16:22				4 DIONGUE A defensive rebound (3)
16:06	2 LUCAS J steal (1)			5 GORENER T turnover lost ball (1)
15:58	2 LUCAS J 2pt FG from turnover in the paint, layup made (18)	<b>67-24</b>	<b>43</b>	
15:50		<b>67-26</b>	<b>41</b>	15 ANDERSON T 2pt FG in the paint, layup made (5)
15:50				4 DIONGUE A assist (1)
15:50	13 BLACKSHEAR K foul shooting (4 - 2)			15 ANDERSON T foul drawn (1)
15:50	Timeout media			
15:50	13 BLACKSHEAR K substitution out			
15:50	3 ROLISON T substitution in			
15:50				5 GORENER T substitution out
15:50				13 CARDENAS A substitution in
15:50		<b>67-27</b>	<b>40</b>	15 ANDERSON T free throw 1 - 1 made (6)
15:24	11 DAVIDSON N 2pt FG in the paint, jump shot blocked			
15:24				15 ANDERSON T block (1)
15:18	11 DAVIDSON N offensive rebound (9)			
15:18	11 DAVIDSON N 2pt FG second chance in the paint, layup made (20)	<b>69-27</b>	<b>42</b>	
15:00		<b>69-29</b>	<b>40</b>	4 DIONGUE A 2pt FG in the paint, dunk, made (2)
15:00				15 ANDERSON T assist (2)
14:37	20 FOSTER D 3pt FG , jump shot missed			
14:34	11 DAVIDSON N offensive rebound (10)			
14:30	3 ROLISON T 3pt FG second chance, jump shot missed			
14:25				4 DIONGUE A defensive rebound (4)
14:13	3 ROLISON T foul personal (2 - 3)			6 DAVIS L foul drawn (3)
14:04				13 CARDENAS A 3pt FG , jump shot missed
14:01	4 COLEMAN T defensive rebound (5)			
13:54	11 DAVIDSON N 3pt FG , jump shot missed			
13:49				4 DIONGUE A defensive rebound (5)
13:45				15 ANDERSON T 3pt FG , jump shot missed
13:43				offensive rebound (17)
13:43	4 COLEMAN T substitution out			
13:43	11 DAVIDSON N substitution out			
13:43	33 POPE T substitution in			
13:43	42 HYMES K substitution in			
13:30				15 ANDERSON T 2pt FG second chance in the paint, jump shot blocked
13:30	42 HYMES K block (1)			
13:25				2 MITCHELL JR. R offensive rebound (2)
13:23				13 CARDENAS A 2pt FG second chance in the paint, layup missed
13:19				4 DIONGUE A offensive rebound (6)



**San Jose St. at Nevada**

02/02/24 Lawlor Events Center, Reno  
2023-24 Men's Basketball

**Game Time:** 8:00 PM  
**Game Duration:** 1:55  
**Attendance:** 8,512

**Officials:** Verne Harris, Kip Kissinger, Michael Irving

Game Time	NEV	Score	Diff	SJSU
13:19				4 DIONGUE A 2pt FG second chance in the paint, layup missed
13:18	33 POPE T defensive rebound (2)			
13:03	2 LUCAS J 2pt FG outside the paint, pull up jump shot missed			
12:58				6 DAVIS L defensive rebound (1)
12:44		<b>69-31</b>	<b>38</b>	15 ANDERSON T 2pt FG in the paint, layup made (8)
12:44				13 CARDENAS A assist (1)
12:23	42 HYMES K foul drawn (4)			4 DIONGUE A foul shooting (4 - 3)
12:23	42 HYMES K free throw 1 - 2 made (2)	<b>70-31</b>	<b>39</b>	
12:23	2 LUCAS J substitution out			
12:23	0 MCINTOSH H substitution in			
12:23				2 MITCHELL JR. R substitution out
12:23				4 DIONGUE A substitution out
12:23				6 DAVIS L substitution out
12:23				0 AMEY JR. M substitution in
12:23				5 GORENER T substitution in
12:23				23 SEIXAS D substitution in
12:23	42 HYMES K free throw 2 - 2 made (3)	<b>71-31</b>	<b>40</b>	
12:02				5 GORENER T 3pt FG , jump shot missed
11:56	42 HYMES K defensive rebound (1)			
11:53	3 ROLISON T foul drawn (3)			13 CARDENAS A foul shooting (2 - 4)
11:53	Timeout media			
11:53	3 ROLISON T free throw 1 - 2 made (10)	<b>72-31</b>	<b>41</b>	
11:53	3 ROLISON T free throw 2 - 2 made (11)	<b>73-31</b>	<b>42</b>	
11:42				0 AMEY JR. M 3pt FG , jump shot missed
11:40				5 GORENER T offensive rebound (3)
11:40	42 HYMES K foul personal (1 - 4)			5 GORENER T foul drawn (1)
11:26	3 ROLISON T foul shooting (3 - 5)			0 AMEY JR. M foul drawn (2)
11:26				0 AMEY JR. M free throw 1 - 2 missed
11:26				offensive dead ball rebound (3)
11:26		<b>73-32</b>	<b>41</b>	0 AMEY JR. M free throw 2 - 2 made (10)
11:15	33 POPE T foul offensive (2 - 6)			13 CARDENAS A foul drawn (3)
11:15	33 POPE T turnover offensive (1)			
10:53		<b>73-35</b>	<b>38</b>	15 ANDERSON T 3pt FG from turnover, jump shot made (11)
10:53				0 AMEY JR. M assist (3)
10:38	33 POPE T 2pt FG in the paint, layup made (8)	<b>75-35</b>	<b>40</b>	
10:38	42 HYMES K assist (1)			
10:38	33 POPE T foul drawn (3)			15 ANDERSON T foul shooting (3 - 5)
10:38	3 ROLISON T substitution out			
10:38	13 BLACKSHEAR K substitution in			
10:38				23 SEIXAS D substitution out
10:38				20 WISE C substitution in
10:38	33 POPE T free throw 1 - 1 missed			
10:36				20 WISE C defensive rebound (1)
10:08		<b>75-38</b>	<b>37</b>	5 GORENER T 3pt FG , jump shot made (5)
10:08				13 CARDENAS A assist (2)
09:51	20 FOSTER D 3pt FG , jump shot missed			
09:44				0 AMEY JR. M defensive rebound (5)
09:38				0 AMEY JR. M 3pt FG , jump shot missed
09:33	33 POPE T defensive rebound (3)			



**San Jose St. at Nevada**

02/02/24 Lawlor Events Center, Reno  
2023-24 Men's Basketball

**Game Time:** 8:00 PM  
**Game Duration:** 1:55  
**Attendance:** 8,512

**Officials:** Verne Harris, Kip Kissinger, Michael Irving

Game Time	NEV	Score	Diff	SJSU
09:28	33 POPE T 2pt FG in the paint, layup made (10)	<b>77-38</b>	<b>39</b>	
09:28	0 MCINTOSH H assist (4)			
09:00		<b>77-41</b>	<b>36</b>	13 CARDENAS A 3pt FG , jump shot made (10)
09:00				0 AMEY JR. M assist (4)
08:58				Timeout 30 Sec
08:58	0 MCINTOSH H substitution out			
08:58	20 FOSTER D substitution out			
08:58	33 POPE T substitution out			
08:58	2 LUCAS J substitution in			
08:58	4 COLEMAN T substitution in			
08:58	11 DAVIDSON N substitution in			
08:58				0 AMEY JR. M substitution out
08:58				5 GORENER T substitution out
08:58				1 ANDERSON G substitution in
08:58				23 SEIXAS D substitution in
08:46	11 DAVIDSON N turnover bad pass (1)			20 WISE C steal (1)
08:40		<b>77-44</b>	<b>33</b>	13 CARDENAS A 3pt FG fast break from turnover, jump shot made (13)
08:07	13 BLACKSHEAR K 2pt FG outside the paint, step back jump shot missed			
08:01	42 HYMES K offensive rebound (2)			
08:01	2 LUCAS J 3pt FG second chance, jump shot missed			
08:00	11 DAVIDSON N offensive rebound (11)			
08:00	11 DAVIDSON N foul drawn (4)			23 SEIXAS D foul personal (2 - 6)
08:00				23 SEIXAS D substitution out
08:00				4 DIONGUE A substitution in
07:58	2 LUCAS J 2pt FG second chance outside the paint, pull up jump shot made (20)	<b>79-44</b>	<b>35</b>	
07:58	13 BLACKSHEAR K assist (6)			
07:42	4 COLEMAN T foul personal (1 - 7)			13 CARDENAS A foul drawn (4)
07:42	Timeout media			
07:42		<b>79-45</b>	<b>34</b>	13 CARDENAS A 1&1 free throw 1 made (14)
07:41				13 CARDENAS A 1&1 free throw 2 missed
07:40				13 CARDENAS A offensive rebound (3)
07:36				15 ANDERSON T 3pt FG second chance, jump shot missed
07:31	2 LUCAS J defensive rebound (4)			
07:25	11 DAVIDSON N 2pt FG in the paint, layup made (22)	<b>81-45</b>	<b>36</b>	
07:25	2 LUCAS J assist (3)			
07:07	4 COLEMAN T steal (2)			4 DIONGUE A turnover lost ball (1)
06:54	11 DAVIDSON N 3pt FG from turnover, jump shot missed			
06:50	offensive rebound (39)			
06:43	13 BLACKSHEAR K 2pt FG from turnover second chance in the paint, pull up jump shot made (10)	<b>83-45</b>	<b>38</b>	
06:22				15 ANDERSON T 2pt FG outside the paint, jump shot missed
06:20				20 WISE C offensive rebound (2)
06:18		<b>83-47</b>	<b>36</b>	20 WISE C 2pt FG second chance in the paint, layup made (2)
06:07	13 BLACKSHEAR K foul drawn (3)			1 ANDERSON G foul personal (2 - 7)
06:07	42 HYMES K substitution out			
06:07	20 FOSTER D substitution in			
06:07				4 DIONGUE A substitution out



**San Jose St. at Nevada**

02/02/24 Lawlor Events Center, Reno  
2023-24 Men's Basketball

**Game Time:** 8:00 PM  
**Game Duration:** 1:55  
**Attendance:** 8,512

**Officials:** Verne Harris, Kip Kissinger, Michael Irving

Game Time	NEV	Score	Diff	SJSU
06:07				15 ANDERSON T substitution out
06:07				6 DAVIS L substitution in
06:07				21 HUMER W substitution in
06:07	13 BLACKSHEAR K 1&1 free throw 1 missed			
06:07				20 WISE C defensive rebound (3)
06:07		<b>83-49</b>	<b>34</b>	6 DAVIS L 2pt FG in the paint, pull up jump shot made (5)
06:07				13 CARDENAS A assist (3)
06:07	11 DAVIDSON N 2pt FG in the paint, layup blocked			
06:07				20 WISE C block (2)
06:01				defensive rebound (27)
05:55				13 CARDENAS A substitution out
05:55				2 MITCHELL JR. R substitution in
05:00				1 ANDERSON G 2pt FG in the paint, layup blocked
05:00	4 COLEMAN T block (1)			
05:00				20 WISE C offensive rebound (4)
04:53	2 LUCAS J substitution out			
04:53	4 COLEMAN T substitution out			
04:53	13 BLACKSHEAR K substitution out			
04:53	0 MCINTOSH H substitution in			
04:53	3 ROLISON T substitution in			
04:53	5 ROBINSON A substitution in			
04:47		<b>83-51</b>	<b>32</b>	2 MITCHELL JR. R 2pt FG second chance outside the paint, pull up jump shot made (2)
04:30	20 FOSTER D 2pt FG in the paint, dunk, made (4)	<b>85-51</b>	<b>34</b>	
04:30	11 DAVIDSON N assist (3)			
04:11		<b>85-53</b>	<b>32</b>	20 WISE C 2pt FG outside the paint, step back jump shot made (4)
03:54	11 DAVIDSON N foul drawn (5)			1 ANDERSON G foul personal (3 - 8)
03:54	Timeout media			
03:54	20 FOSTER D substitution out			
03:54	33 POPE T substitution in			
03:54	11 DAVIDSON N 1&1 free throw 1 missed			
03:52				20 WISE C defensive rebound (5)
03:37		<b>85-56</b>	<b>29</b>	6 DAVIS L 3pt FG , jump shot made (8)
03:37				21 HUMER W assist (1)
03:01	3 ROLISON T 2pt FG outside the paint, jump shot missed			
02:59	offensive rebound (40)			
02:59	11 DAVIDSON N substitution out			
02:59	23 GARDNER J substitution in			
02:59				1 ANDERSON G substitution out
02:59				24 BLACKERBY B substitution in
02:47	23 GARDNER J foul drawn (2)			20 WISE C foul personal (4 - 9)
02:47	23 GARDNER J 1&1 free throw 1 made (2)	<b>86-56</b>	<b>30</b>	
02:47	23 GARDNER J 1&1 free throw 2 made (3)	<b>87-56</b>	<b>31</b>	
02:38		<b>87-58</b>	<b>29</b>	2 MITCHELL JR. R 2pt FG in the paint, turnaround jump shot made (4)
02:19	23 GARDNER J 2pt FG in the paint, turnaround jump shot missed			
02:15				20 WISE C defensive rebound (6)
02:11		<b>87-60</b>	<b>27</b>	6 DAVIS L 2pt FG fast break outside the paint, floating jump shot made (10)



**San Jose St. at Nevada**

02/02/24 Lawlor Events Center, Reno  
2023-24 Men's Basketball

**Game Time:** 8:00 PM  
**Game Duration:** 1:55  
**Attendance:** 8,512

**Officials:** Verne Harris, Kip Kissinger, Michael Irving

Game Time	NEV	Score	Diff	SJSU
02:08	Timeout 30 Sec			
02:08	33 POPE T substitution out			
02:08	12 COLEMAN J substitution in			
01:51	23 GARDNER J 2pt FG outside the paint, turnaround jump shot missed			
01:47	0 MCINTOSH H offensive rebound (3)			
01:42	3 ROLISON T 2pt FG second chance in the paint, layup missed			
01:40	23 GARDNER J offensive rebound (3)			
01:40	turnover shot clock (5)			
01:31				2 MITCHELL JR. R 3pt FG from turnover, jump shot missed
01:28	defensive rebound (43)			
01:10	12 COLEMAN J 2pt FG in the paint, layup made (2)	<b>89-60</b>	<b>29</b>	
01:10	0 MCINTOSH H assist (5)			
00:57				6 DAVIS L 2pt FG in the paint, layup missed
00:54	5 ROBINSON A defensive rebound (1)			
00:48	3 ROLISON T foul drawn (4)			2 MITCHELL JR. R foul personal (3 - 10)
00:48	3 ROLISON T free throw 1 - 2 missed			
00:48	offensive dead ball rebound (5)			
00:48	3 ROLISON T free throw 2 - 2 made (12)	<b>90-60</b>	<b>30</b>	
00:29				6 DAVIS L 2pt FG in the paint, layup missed
00:24				21 HUMER W offensive rebound (1)
00:24				21 HUMER W 2pt FG second chance in the paint, layup missed
00:22	0 MCINTOSH H defensive rebound (4)			
<b>END OF GAME</b>				
<b>NEV 90-60 SJSU</b>				



**San Jose St. at Nevada**

02/02/24 Lawlor Events Center, Reno  
2023-24 Men's Basketball

Game Time: 8:00 PM  
Game Duration: 1:55  
Attendance: 8,512

Officials: Verne Harris, Kip Kissinger, Michael Irving

**San Jose St. - 36**

NO.	Name	Min	FG	3P	FT	Rebounds			Fouls		TP	AS	TO	ST	Blocks		+/-
			M-A	M-A	M-A	OR	DR	TOT	PF	FD					BS	BA	
5	Tibet Gorener	F 04:49	1-3	1-3	0-0	1	0	1	0	1	3	0	1	0	0	0	-1
15	Trey Anderson	F 11:07	3-7	1-3	1-1	0	0	0	1	1	8	1	0	0	1	1	1
4	Adrame Diongue	C 06:44	1-2	0-0	0-0	2	3	5	1	0	2	1	1	0	0	0	-5
0	Myron Amey Jr.	G 06:11	0-3	0-3	1-2	0	1	1	0	1	1	2	1	0	0	0	-9
13	Alvaro Cardenas	G 12:41	2-4	2-3	1-2	1	0	1	1	2	7	3	1	0	0	0	-5
1	Garrett Anderson	08:45	0-2	0-1	0-0	0	1	1	2	0	0	0	0	0	0	1	-5
2	Rickey Mitchell Jr.	10:46	2-3	0-1	0-0	1	0	1	2	0	4	0	0	0	0	0	2
6	Latrell Davis	10:58	3-5	1-1	0-2	0	1	1	0	2	7	0	0	0	0	0	4
23	Diogo Seixas	05:29	0-1	0-1	0-0	0	0	0	1	0	0	0	0	0	0	0	-10
20	Christian Wise	13:24	2-2	0-0	0-0	2	4	6	2	0	4	0	0	1	1	0	-2
21	William Humer	06:07	0-1	0-0	0-0	1	0	1	0	0	0	1	0	0	0	0	6
24	Bennett Blackerby	02:59	0-0	0-0	0-0	0	0	0	0	0	0	0	0	0	0	0	-1
Team						1	1	2			0		0				
<b>Totals</b>			14-33	5-16	3-7	9	11	20	10	7	36	8	4	1	2	2	-5

Shooting By Period		
2 <sup>nd</sup> FG%	14-33	42.4%
3PT%	5-16	31.3%
FT%	3-7	42.9%
GM FG%	14-33	42.4%
3PT%	5-16	31.3%
FT%	3-7	42.9%

Dead Ball Rebounds: 2, 0

Technical Fouls::NONE

**Nevada - 41**

NO.	Name	Min	FG	3P	FT	Rebounds			Fouls		TP	AS	TO	ST	Blocks		+/-
			M-A	M-A	M-A	OR	DR	TOT	PF	FD					BS	BA	
4	Tre Coleman	F 10:22	1-1	1-1	0-0	0	3	3	1	0	3	0	0	1	1	0	13
11	Nick Davidson	F 12:16	4-8	2-4	0-1	3	1	4	0	2	10	2	1	0	0	2	8
42	K.J. Hymes	F 10:51	0-0	0-0	2-2	1	1	2	1	2	2	1	0	1	1	0	10
2	Jarod Lucas	G 11:42	4-7	1-2	0-0	0	2	2	0	0	9	1	0	1	0	0	12
13	Kenan Blackshear	G 09:55	2-3	0-0	0-2	0	0	0	2	2	4	4	0	1	0	0	10
20	Daniel Foster	10:00	1-3	0-2	0-0	0	0	0	0	0	2	0	0	0	0	0	-7
3	Tyler Rolison	10:05	0-3	0-1	3-4	0	0	0	2	2	3	0	0	0	0	0	-5
33	Tylan Pope	06:31	2-2	0-0	0-1	0	2	2	1	1	4	0	1	0	0	0	-9
0	Hunter McIntosh	08:18	0-0	0-0	0-0	1	1	2	0	0	0	2	0	0	0	0	-7
5	Amire Robinson	04:53	0-0	0-0	0-0	0	1	1	0	0	0	0	0	0	0	0	-4
23	Jazz Gardner	02:59	0-2	0-0	2-2	1	0	1	0	1	2	0	0	0	0	0	1
12	Jeriah Coleman	02:08	1-1	0-0	0-0	0	0	0	0	0	2	0	0	0	0	0	3
Team						2	1	3			0		1				
<b>Totals</b>			15-30	4-10	7-12	8	12	20	7	10	41	10	3	4	2	2	5

Shooting By Period		
2 <sup>nd</sup> FG%	15-30	50.0%
3PT%	4-10	40.0%
FT%	7-12	58.3%
GM FG%	15-30	50.0%
3PT%	4-10	40.0%
FT%	7-12	58.3%

Dead Ball Rebounds: 1, 0

Technical Fouls::NONE

	SJSU	NEV
Biggest lead	0 (1 <sup>st</sup> 20:00)	43 (2 <sup>nd</sup> 15:58)
Best Scoring Run	6(2 <sup>nd</sup> 8:40)	18(2 <sup>nd</sup> 15:58)
Lead Changes	0	
Times Tied	0	
Time with Lead	00:00	19:50

Points from	SJSU	NEV
Turnovers	6	10
Paint	12	20
Second Chance	5	8
Fast Breaks	5	0
Bench	15	13

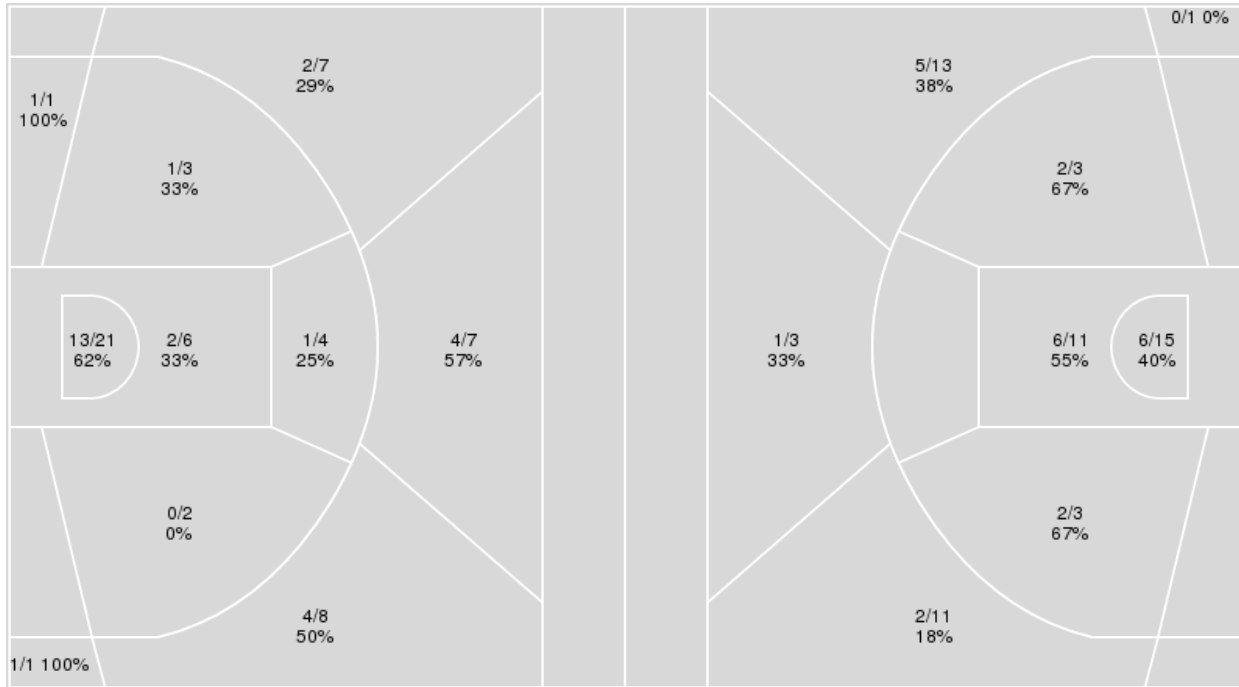
	Period by Period Scoring		
	1st	2nd	TOT
SJSU	24	36	60
NEV	49	41	90



{ Players => 0, 1, 2, 3, 4, 5, 10, 11, 12, 13, 20, 23, 24, 33, 34, 42; } FG { Players => All; } FG Types => All; Results => All;  
Types => All; Results => All;

**Nevada**

**San Jose St.**



<b>Nevada</b>	<b>M/A</b>	<b>%</b>
Field Goals	29/60	48
2 Points	18/37	49
3 Points	11/23	48
Free Throws	21/33	64

<b>San Jose St.</b>	<b>M/A</b>	<b>%</b>
Field Goals	24/60	40
2 Points	16/32	50
3 Points	8/28	29
Free Throws	4/9	44





**San Jose St. at Nevada**

02/02/24 Lawlor Events Center, Reno  
2023-24 Men's Basketball

Game Time: 8:00 PM  
Game Duration: 1:55  
Attendance: 8,512

Officials: Verne Harris, Kip Kissinger, Michael Irving

**San Jose St.**

No	Name	Mins		Score		Points Diff		Points per Min		Assists		Rebounds		Steals		Turnovers	
		On	Off	On	Off	On	Off	On	Off	On	Off	On	Off	On	Off	On	Off
0	Myron Amey Jr.	24:58	15:02	34 - 67	26 - 23	-33	3	1.36	1.73	7	5	14	17	2	1	8	2
1	Garrett Anderson	14:15	25:45	17 - 32	43 - 58	-15	-15	1.19	1.67	2	10	14	17	2	1	8	2
2	Rickey Mitchell Jr.	13:51	26:09	18 - 21	42 - 69	-3	-27	1.30	1.61	4	8	16	15	0	3	4	6
4	Adrame Diongue	12:45	27:15	19 - 30	41 - 60	-11	-19	1.49	1.50	4	8	11	20	0	3	3	7
5	Tibet Gorener	17:11	22:49	22 - 45	38 - 45	-23	-7	1.28	1.67	5	7	12	19	1	2	6	4
6	Latrell Davis	19:06	20:54	32 - 34	28 - 56	-2	-28	1.68	1.34	8	4	18	13	0	3	1	9
13	Alvaro Cardenas	30:49	09:11	47 - 73	13 - 17	-26	-4	1.53	1.42	10	2	22	9	3	0	6	4
15	Trey Anderson	22:21	17:39	40 - 53	20 - 37	-13	-17	1.79	1.13	9	3	14	17	3	0	4	6
20	Christian Wise	21:27	18:33	36 - 48	24 - 42	-12	-18	1.68	1.29	6	6	14	17	2	1	4	6
21	William Humer	08:49	31:11	17 - 10	43 - 80	7	-37	1.93	1.38	3	9	11	20	0	3	1	9
23	Diogo Seixas	11:29	28:31	14 - 32	46 - 58	-18	-12	1.22	1.61	2	10	7	24	2	1	5	5
24	Bennett Blackerby	02:59	37:01	4 - 5	56 - 85	-1	-29	1.34	1.51	0	12	2	29	0	3	0	10

**Nevada**

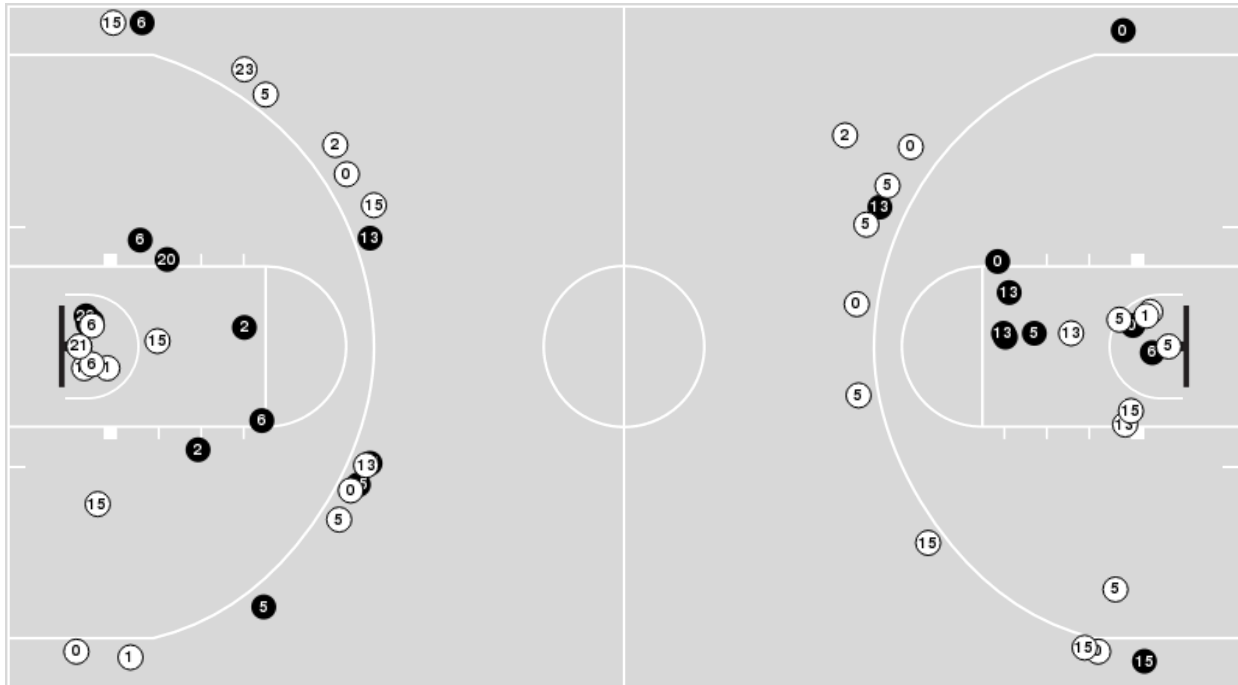
No	Name	Mins		Score		Points Diff		Points per Min		Assists		Rebounds		Steals		Turnovers	
		On	Off	On	Off	On	Off	On	Off	On	Off	On	Off	On	Off	On	Off
0	Hunter McIntosh	15:09	24:51	28 - 33	62 - 27	-5	35	1.85	2.49	7	16	16	29	1	6	3	2
2	Jarod Lucas	28:07	11:53	73 - 34	17 - 26	39	-9	2.60	1.43	19	4	31	14	7	0	3	2
3	Tyler Rolison	18:03	21:57	35 - 26	55 - 34	9	21	1.94	2.51	9	14	21	24	1	6	2	3
4	Tre Coleman	26:45	13:15	70 - 34	20 - 26	36	-6	2.62	1.51	18	5	31	14	7	0	3	2
5	Amire Robinson	06:50	33:10	8 - 16	82 - 44	-8	38	1.17	2.47	2	21	9	36	0	7	1	4
11	Nick Davidson	26:10	13:50	71 - 39	19 - 21	32	-2	2.71	1.37	20	3	30	15	6	1	3	2
12	Jeriah Coleman	02:08	37:52	3 - 0	87 - 60	3	27	1.41	2.30	1	22	5	40	0	7	1	4
13	Kenan Blackshear	17:07	22:53	43 - 22	47 - 38	21	9	2.51	2.05	11	12	19	26	5	2	2	3
20	Daniel Foster	21:46	18:14	42 - 37	48 - 23	5	25	1.93	2.63	10	13	23	22	3	4	2	3
23	Jazz Gardner	04:56	35:04	6 - 9	84 - 51	-3	33	1.22	2.40	1	22	8	37	0	7	1	4
33	Tylan Pope	14:22	25:38	28 - 26	62 - 34	2	28	1.95	2.42	6	17	13	32	1	6	1	4
42	K.J. Hymes	18:37	21:23	43 - 24	47 - 36	19	11	2.31	2.20	11	12	19	26	4	3	3	2



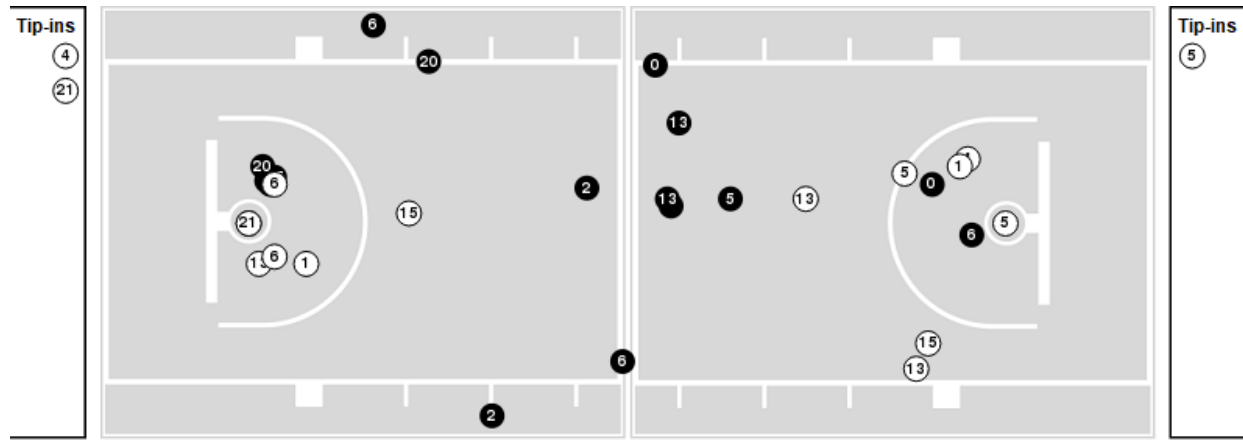
**Officials:** Verne Harris, Kip Kissinger, Michael Irving

Players => AllFG Types=>AllResults=>All  
**San Jose St.**

**All Field Goals**



**Blow Up Chart**



● Made    ○ Missed    N - Player Number

San Jose St.	M/A	%
Field Goals	24/60	40
2 Points	16/32	50
3 Points	8/28	29
Free Throws	4/9	44

San Jose St.	M/A	%
Points in the Paint	24 (12 / 26)	46
Fast Break Points	6 (3/4)	75
Second Chance Points	5 (3/12)	25
Effective FG%	47	

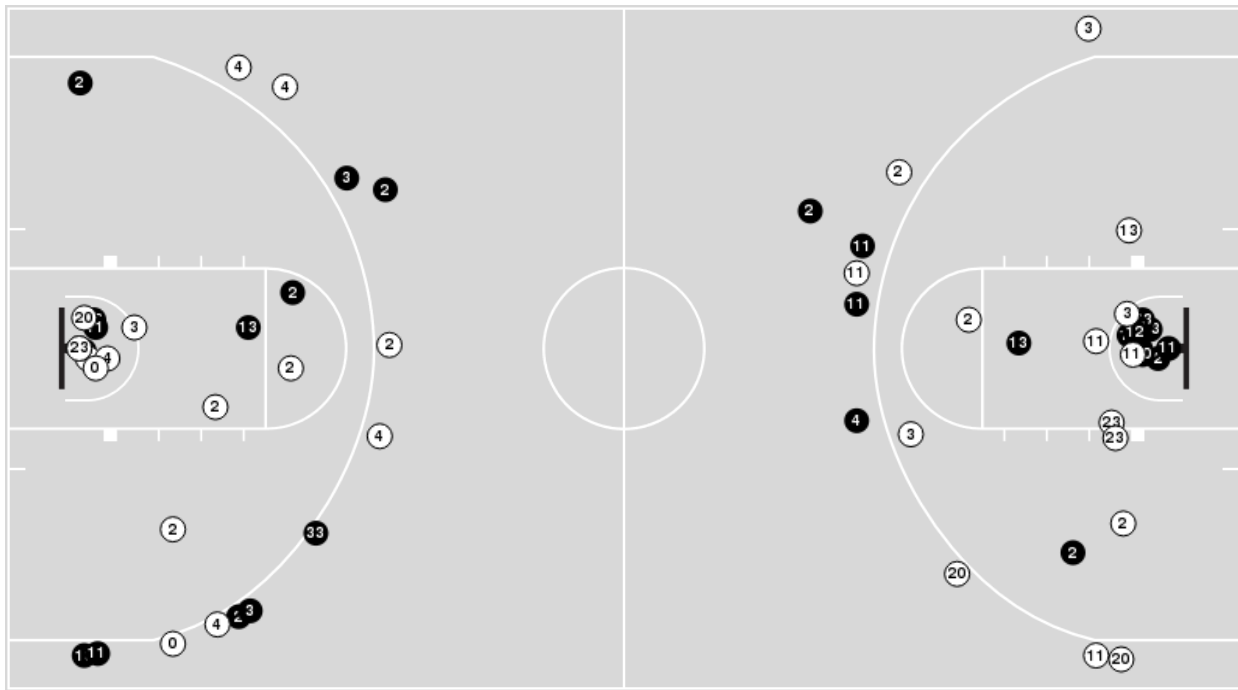


**Officials:** Verne Harris, Kip Kissinger, Michael Irving

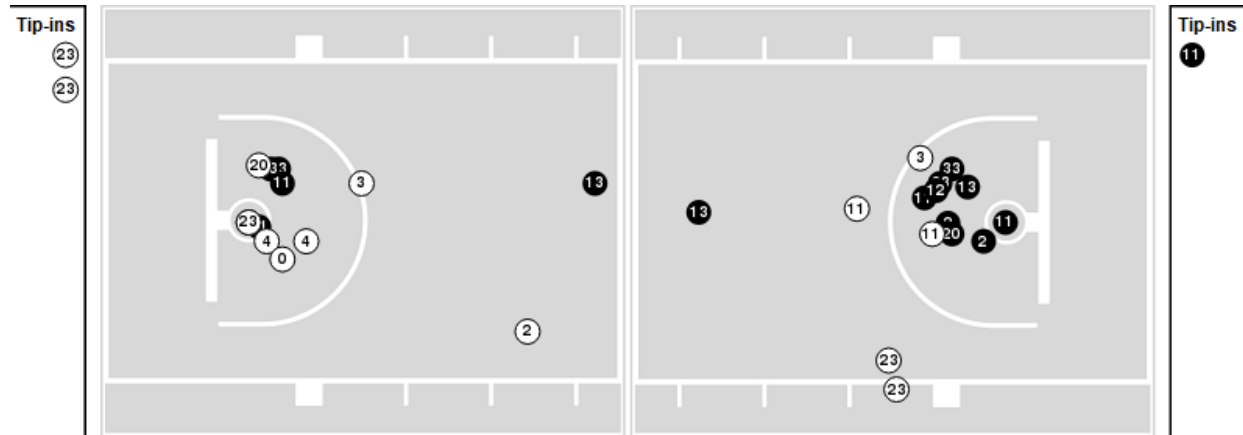
Players => 0, 1, 2, 3, 4, 5, 10, 11, 12, 13, 20, 23, 24, 33, 34, 42FG Types=>AllResults=>All

**Nevada**

**All Field Goals**



**Blow Up Chart**



● Made    ○ Missed    N - Player Number

Nevada	M/A	%
Field Goals	29/60	48
2 Points	18/37	49
3 Points	11/23	48
Free Throws	21/33	64

Nevada	M/A	%
Points in the Paint	30 (15 / 27)	56
Fast Break Points	7 (5/6)	83
Second Chance Points	21 (12/20)	60
Effective FG%	57	



**San Jose St. at Nevada**

02/02/24 Lawlor Events Center, Reno  
2023-24 Men's Basketball

**Game Time:** 8:00 PM  
**Game Duration:** 1:55  
**Attendance:** 8,512

**Officials:** Verne Harris, Kip Kissinger, Michael Irving

**San Jose St.**

Lineup	Quarter On	Time On	Quarter Off	Time Off	Time on Court	Score	Score Diff	Reb	Stl	Tov	Ass	PPP
0- Amey Jr. M/ 4- Diongue A/ 5- Gorener T/ 13- Cardenas A/ 15- Anderson T/	1	20:00	1	17:19	02:41	6-8	-2	0	0	1	1	1.5000
0- Amey Jr. M/ 5- Gorener T/ 13- Cardenas A/ 15- Anderson T/ 23- Seixas D/	1	17:19	1	16:23	00:56	0-2	-2	0	1	0	0	0.0000
0- Amey Jr. M/ 1- Anderson G/ 5- Gorener T/ 13- Cardenas A/ 23- Seixas D/	1	16:23	1	15:13	01:10	0-4	-4	2	0	1	0	0.0000
0- Amey Jr. M/ 1- Anderson G/ 5- Gorener T/ 13- Cardenas A/ 20- Wise C/	1	15:13	1	14:49	00:24	0-0	0	1	0	0	0	0.0000
0- Amey Jr. M/ 1- Anderson G/ 13- Cardenas A/ 15- Anderson T/ 20- Wise C/	1	14:49	1	13:58	00:51	2-3	-1	0	1	1	0	1.0000
0- Amey Jr. M/ 6- Davis L/ 13- Cardenas A/ 15- Anderson T/ 20- Wise C/	1	13:58	1	13:18	00:40	3-1	2	0	0	0	1	3.0000
0- Amey Jr. M/ 5- Gorener T/ 6- Davis L/ 13- Cardenas A/ 20- Wise C/	1	13:18	1	12:45	00:33	0-3	-3	0	0	0	0	0.0000
0- Amey Jr. M/ 4- Diongue A/ 5- Gorener T/ 6- Davis L/ 13- Cardenas A/	1	12:45	1	11:57	00:48	0-1	-1	0	0	0	0	0.0000
1- Anderson G/ 2- Mitchell Jr. R/ 4- Diongue A/ 5- Gorener T/ 13- Cardenas A/	1	11:57	1	10:44	01:13	0-1	-1	1	0	0	0	0.0000
0- Amey Jr. M/ 1- Anderson G/ 2- Mitchell Jr. R/ 5- Gorener T/ 23- Seixas D/	1	10:44	1	09:36	01:08	0-4	-4	0	0	2	0	0.0000
0- Amey Jr. M/ 1- Anderson G/ 2- Mitchell Jr. R/ 5- Gorener T/ 21- Humer W/	1	09:36	1	08:52	00:44	0-0	0	3	0	1	0	0.0000
0- Amey Jr. M/ 5- Gorener T/ 13- Cardenas A/ 15- Anderson T/ 21- Humer W/	1	08:52	1	07:58	00:54	0-3	-3	0	0	0	0	0.0000
0- Amey Jr. M/ 5- Gorener T/ 13- Cardenas A/ 15- Anderson T/ 20- Wise C/	1	07:58	1	06:07	01:51	4-6	-2	0	0	0	0	1.3333
0- Amey Jr. M/ 6- Davis L/ 13- Cardenas A/ 15- Anderson T/ 20- Wise C/	1	06:07	1	02:46	03:21	2-8	-6	1	0	0	1	0.4000
0- Amey Jr. M/ 4- Diongue A/ 6- Davis L/ 13- Cardenas A/ 23- Seixas D/	1	02:46	1	01:27	01:19	3-5	-2	0	0	0	0	1.5957
0- Amey Jr. M/ 6- Davis L/ 13- Cardenas A/ 21- Humer W/ 23- Seixas D/	1	01:27	1	00:23	01:03	4-0	4	2	0	0	1	2.0000
0- Amey Jr. M/ 6- Davis L/ 13- Cardenas A/ 20- Wise C/ 23- Seixas D/	1	00:23	2	20:00	00:23	0-0	0	1	0	0	0	0.0000
0- Amey Jr. M/ 1- Anderson G/ 13- Cardenas A/ 20- Wise C/ 23- Seixas D/	2	20:00	2	17:14	02:46	0-12	-12	1	0	2	0	0.0000
2- Mitchell Jr. R/ 4- Diongue A/ 5- Gorener T/ 6- Davis L/ 15- Anderson T/	2	17:14	2	15:50	01:24	2-6	-4	2	0	1	1	0.6944
2- Mitchell Jr. R/ 4- Diongue A/ 6- Davis L/ 13- Cardenas A/ 15- Anderson T/	2	15:50	2	12:23	03:27	5-3	2	6	0	0	2	1.1261
0- Amey Jr. M/ 5- Gorener T/ 13- Cardenas A/ 15- Anderson T/ 23- Seixas D/	2	12:23	2	10:38	01:45	4-5	-1	1	0	0	1	1.3889
0- Amey Jr. M/ 5- Gorener T/ 13- Cardenas A/ 15- Anderson T/ 20- Wise C/	2	10:38	2	08:58	01:40	6-2	4	2	0	0	2	2.0000
1- Anderson G/ 13- Cardenas A/ 15- Anderson T/ 20- Wise C/ 23- Seixas D/	2	08:58	2	08:00	00:58	3-0	3	0	1	0	0	3.0000
1- Anderson G/ 4- Diongue A/ 13- Cardenas A/ 15- Anderson T/ 20- Wise C/	2	08:00	2	06:07	01:53	3-6	-3	2	0	1	0	1.0417
1- Anderson G/ 6- Davis L/ 13- Cardenas A/ 20- Wise C/ 21- Humer W/	2	06:07	2	05:55	00:12	2-0	2	2	0	0	1	2.0000
1- Anderson G/ 2- Mitchell Jr. R/ 6- Davis L/ 20- Wise C/ 21- Humer W/	2	05:55	2	02:59	02:56	7-2	5	2	0	0	1	2.3333
2- Mitchell Jr. R/ 6- Davis L/ 20- Wise C/ 21- Humer W/ 24- Blackerby B/	2	02:59	2	00:00	02:59	4-5	-1	2	0	0	0	0.8000



San Jose St. at Nevada

02/02/24 Lawlor Events Center, Reno  
2023-24 Men's Basketball

Game Time: 8:00 PM  
Game Duration: 1:55  
Attendance: 8,512

Officials: Verne Harris, Kip Kissinger, Michael Irving

Nevada

Lineup	Quarter On	Time On	Quarter Off	Time Off	Time on Court	Score	Score Diff	Reb	Stl	Tov	Ass	PPP
2- Lucas J/ 4- Coleman T/ 11- Davidson N/ 13- Blackshear K/ 42- Hymes K/	1	20:00	1	16:23	03:37	10-6	4	5	0	1	3	1.8382
2- Lucas J/ 4- Coleman T/ 11- Davidson N/ 13- Blackshear K/ 20- Foster D/	1	16:23	1	14:49	01:34	4-0	4	2	1	0	1	1.6393
0- McIntosh H/ 2- Lucas J/ 4- Coleman T/ 11- Davidson N/ 20- Foster D/	1	14:49	1	13:58	00:51	4-2	2	0	1	1	1	1.6393
0- McIntosh H/ 2- Lucas J/ 11- Davidson N/ 20- Foster D/ 33- Pope T/	1	13:58	1	12:45	01:13	3-3	0	2	0	0	1	2.0833
0- McIntosh H/ 11- Davidson N/ 13- Blackshear K/ 20- Foster D/ 33- Pope T/	1	12:45	1	12:45	00:00	1-0	1	0	0	0	0	2.2727
0- McIntosh H/ 13- Blackshear K/ 20- Foster D/ 33- Pope T/ 42- Hymes K/	1	12:45	1	10:44	02:01	1-0	1	3	0	0	0	0.4310
2- Lucas J/ 4- Coleman T/ 13- Blackshear K/ 33- Pope T/ 42- Hymes K/	1	10:44	1	10:44	00:00	1-0	1	0	0	0	0	2.2727
2- Lucas J/ 3- Rolison T/ 4- Coleman T/ 33- Pope T/ 42- Hymes K/	1	10:44	1	08:36	02:08	3-0	3	1	1	0	0	0.7979
2- Lucas J/ 3- Rolison T/ 4- Coleman T/ 11- Davidson N/ 33- Pope T/	1	08:36	1	06:07	02:29	9-4	5	3	0	0	3	2.7108
2- Lucas J/ 3- Rolison T/ 4- Coleman T/ 11- Davidson N/ 20- Foster D/	1	06:07	1	02:46	03:21	8-2	6	6	0	0	3	1.8018
0- McIntosh H/ 2- Lucas J/ 4- Coleman T/ 11- Davidson N/ 20- Foster D/	1	02:46	1	01:57	00:49	4-2	2	0	0	0	1	2.1277
0- McIntosh H/ 4- Coleman T/ 5- Robinson A/ 20- Foster D/ 23- Gardner J/	1	01:57	1	00:23	01:33	1-5	-4	3	0	0	0	0.5319
0- McIntosh H/ 2- Lucas J/ 5- Robinson A/ 20- Foster D/ 23- Gardner J/	1	00:23	2	20:00	00:23	0-0	0	0	0	0	0	0.0000
2- Lucas J/ 4- Coleman T/ 11- Davidson N/ 13- Blackshear K/ 42- Hymes K/	2	20:00	2	16:45	03:15	14-0	14	3	2	0	4	2.3333
2- Lucas J/ 4- Coleman T/ 11- Davidson N/ 13- Blackshear K/ 20- Foster D/	2	16:45	2	15:50	00:55	4-2	2	1	1	0	0	1.6393
2- Lucas J/ 3- Rolison T/ 4- Coleman T/ 11- Davidson N/ 20- Foster D/	2	15:50	2	13:43	02:07	2-3	-1	3	0	0	0	0.6667
2- Lucas J/ 3- Rolison T/ 20- Foster D/ 33- Pope T/ 42- Hymes K/	2	13:43	2	12:23	01:20	1-2	-1	1	0	0	0	0.6944
0- McIntosh H/ 3- Rolison T/ 20- Foster D/ 33- Pope T/ 42- Hymes K/	2	12:23	2	10:38	01:45	5-4	1	1	0	1	1	1.5060
0- McIntosh H/ 13- Blackshear K/ 20- Foster D/ 33- Pope T/ 42- Hymes K/	2	10:38	2	08:58	01:40	2-6	-4	1	0	0	1	0.8197
2- Lucas J/ 4- Coleman T/ 11- Davidson N/ 13- Blackshear K/ 42- Hymes K/	2	08:58	2	06:07	02:51	6-6	0	4	1	1	2	1.5000
2- Lucas J/ 4- Coleman T/ 11- Davidson N/ 13- Blackshear K/ 20- Foster D/	2	06:07	2	04:53	01:14	0-2	-2	0	0	0	0	0.0000
0- McIntosh H/ 3- Rolison T/ 5- Robinson A/ 11- Davidson N/ 20- Foster D/	2	04:53	2	03:54	00:59	2-4	-2	0	0	0	1	2.0000
0- McIntosh H/ 3- Rolison T/ 5- Robinson A/ 11- Davidson N/ 33- Pope T/	2	03:54	2	02:59	00:55	0-3	-3	1	0	0	0	0.0000
0- McIntosh H/ 3- Rolison T/ 5- Robinson A/ 23- Gardner J/ 33- Pope T/	2	02:59	2	02:08	00:51	2-4	-2	0	0	0	0	1.0638
0- McIntosh H/ 3- Rolison T/ 5- Robinson A/ 12- Coleman J/ 23- Gardner J/	2	02:08	2	00:00	02:08	3-0	3	5	0	1	1	1.0417



**San Jose St. at Nevada**

02/02/24 Lawlor Events Center, Reno  
2023-24 Men's Basketball

**Game Time:** 8:00 PM  
**Game Duration:** 1:55  
**Attendance:** 8,512

**Officials:** Verne Harris, Kip Kissinger, Michael Irving

**San Jose St.**

Lineup	Time	Score	Score Diff	Pts/Min	Reb	Stl	Tov	Ass	PPP
0- Amey Jr. M/ 6- Davis L/ 13- Cardenas A/ 15- Anderson T/ 20- Wise C/	04:01	5-9	-4	1.2448	1	0	0	2	0.8333
0- Amey Jr. M/ 5- Gorener T/ 13- Cardenas A/ 15- Anderson T/ 20- Wise C/	03:31	10-8	2	2.8436	2	0	0	2	1.6667
2- Mitchell Jr. R/ 4- Diongue A/ 6- Davis L/ 13- Cardenas A/ 15- Anderson T/	03:27	5-3	2	1.4493	6	0	0	2	1.1261
2- Mitchell Jr. R/ 6- Davis L/ 20- Wise C/ 21- Humer W/ 24- Blackerby B/	02:59	4-5	-1	1.3408	2	0	0	0	0.8000
1- Anderson G/ 2- Mitchell Jr. R/ 6- Davis L/ 20- Wise C/ 21- Humer W/	02:56	7-2	5	2.3864	2	0	0	1	2.3333
0- Amey Jr. M/ 1- Anderson G/ 13- Cardenas A/ 20- Wise C/ 23- Seixas D/	02:46	0-12	-12	0.0000	1	0	2	0	0.0000
0- Amey Jr. M/ 4- Diongue A/ 5- Gorener T/ 13- Cardenas A/ 15- Anderson T/	02:41	6-8	-2	2.2360	0	0	1	1	1.5000
0- Amey Jr. M/ 5- Gorener T/ 13- Cardenas A/ 15- Anderson T/ 23- Seixas D/	02:41	4-7	-3	1.4907	1	1	0	1	0.8197
1- Anderson G/ 4- Diongue A/ 13- Cardenas A/ 15- Anderson T/ 20- Wise C/	01:53	3-6	-3	1.5929	2	0	1	0	1.0417
2- Mitchell Jr. R/ 4- Diongue A/ 5- Gorener T/ 6- Davis L/ 15- Anderson T/	01:24	2-6	-4	1.4286	2	0	1	1	0.6944
0- Amey Jr. M/ 4- Diongue A/ 6- Davis L/ 13- Cardenas A/ 23- Seixas D/	01:19	3-5	-2	2.2785	0	0	0	0	1.5957
1- Anderson G/ 2- Mitchell Jr. R/ 4- Diongue A/ 5- Gorener T/ 13- Cardenas A/	01:13	0-1	-1	0.0000	1	0	0	0	0.0000
0- Amey Jr. M/ 1- Anderson G/ 5- Gorener T/ 13- Cardenas A/ 23- Seixas D/	01:10	0-4	-4	0.0000	2	0	1	0	0.0000
0- Amey Jr. M/ 1- Anderson G/ 2- Mitchell Jr. R/ 5- Gorener T/ 23- Seixas D/	01:08	0-4	-4	0.0000	0	0	2	0	0.0000
0- Amey Jr. M/ 6- Davis L/ 13- Cardenas A/ 21- Humer W/ 23- Seixas D/	01:03	4-0	4	3.7736	2	0	0	1	2.0000
1- Anderson G/ 13- Cardenas A/ 15- Anderson T/ 20- Wise C/ 23- Seixas D/	00:58	3-0	3	3.1034	0	1	0	0	3.0000
0- Amey Jr. M/ 5- Gorener T/ 13- Cardenas A/ 15- Anderson T/ 21- Humer W/	00:54	0-3	-3	0.0000	0	0	0	0	0.0000
0- Amey Jr. M/ 1- Anderson G/ 13- Cardenas A/ 15- Anderson T/ 20- Wise C/	00:51	2-3	-1	2.3529	0	1	1	0	1.0000
0- Amey Jr. M/ 4- Diongue A/ 5- Gorener T/ 6- Davis L/ 13- Cardenas A/	00:48	0-1	-1	0.0000	0	0	0	0	0.0000
0- Amey Jr. M/ 1- Anderson G/ 2- Mitchell Jr. R/ 5- Gorener T/ 21- Humer W/	00:44	0-0	0	0.0000	3	0	1	0	0.0000
0- Amey Jr. M/ 5- Gorener T/ 6- Davis L/ 13- Cardenas A/ 20- Wise C/	00:33	0-3	-3	0.0000	0	0	0	0	0.0000
0- Amey Jr. M/ 1- Anderson G/ 5- Gorener T/ 13- Cardenas A/ 20- Wise C/	00:24	0-0	0	0.0000	1	0	0	0	0.0000
0- Amey Jr. M/ 6- Davis L/ 13- Cardenas A/ 20- Wise C/ 23- Seixas D/	00:23	0-0	0	0.0000	1	0	0	0	0.0000
1- Anderson G/ 6- Davis L/ 13- Cardenas A/ 20- Wise C/ 21- Humer W/	00:12	2-0	2	10.0000	2	0	0	1	2.0000



**San Jose St. at Nevada**

02/02/24 Lawlor Events Center, Reno  
2023-24 Men's Basketball

**Game Time:** 8:00 PM  
**Game Duration:** 1:55  
**Attendance:** 8,512

**Officials:** Verne Harris, Kip Kissinger, Michael Irving

**Nevada**

Lineup	Time	Score	Score Diff	Pts/Min	Reb	Stl	Tov	Ass	PPP
2- Lucas J/ 4- Coleman T/ 11- Davidson N/ 13- Blackshear K/ 42- Hymes K/	09:43	30-12	18	3.0875	12	3	2	9	1.9430
2- Lucas J/ 3- Rolison T/ 4- Coleman T/ 11- Davidson N/ 20- Foster D/	05:28	10-5	5	1.8293	9	0	0	3	1.3441
2- Lucas J/ 4- Coleman T/ 11- Davidson N/ 13- Blackshear K/ 20- Foster D/	03:43	8-4	4	2.1525	3	2	0	1	1.2658
0- McIntosh H/ 13- Blackshear K/ 20- Foster D/ 33- Pope T/ 42- Hymes K/	03:41	3-6	-3	0.8145	4	0	0	1	0.6303
2- Lucas J/ 3- Rolison T/ 4- Coleman T/ 11- Davidson N/ 33- Pope T/	02:29	9-4	5	3.6242	3	0	0	3	2.7108
2- Lucas J/ 3- Rolison T/ 4- Coleman T/ 33- Pope T/ 42- Hymes K/	02:08	3-0	3	1.4062	1	1	0	0	0.7979
0- McIntosh H/ 3- Rolison T/ 5- Robinson A/ 12- Coleman J/ 23- Gardner J/	02:08	3-0	3	1.4062	5	0	1	1	1.0417
0- McIntosh H/ 3- Rolison T/ 20- Foster D/ 33- Pope T/ 42- Hymes K/	01:45	5-4	1	2.8571	1	0	1	1	1.5060
0- McIntosh H/ 2- Lucas J/ 4- Coleman T/ 11- Davidson N/ 20- Foster D/	01:40	8-4	4	4.8000	0	1	1	2	1.8519
0- McIntosh H/ 4- Coleman T/ 5- Robinson A/ 20- Foster D/ 23- Gardner J/	01:33	1-5	-4	0.6410	3	0	0	0	0.5319
2- Lucas J/ 3- Rolison T/ 20- Foster D/ 33- Pope T/ 42- Hymes K/	01:20	1-2	-1	0.7500	1	0	0	0	0.6944
0- McIntosh H/ 2- Lucas J/ 11- Davidson N/ 20- Foster D/ 33- Pope T/	01:13	3-3	0	2.4658	2	0	0	1	2.0833
0- McIntosh H/ 3- Rolison T/ 5- Robinson A/ 11- Davidson N/ 20- Foster D/	00:59	2-4	-2	2.0339	0	0	0	1	2.0000
0- McIntosh H/ 3- Rolison T/ 5- Robinson A/ 11- Davidson N/ 33- Pope T/	00:55	0-3	-3	0.0000	1	0	0	0	0.0000
0- McIntosh H/ 3- Rolison T/ 5- Robinson A/ 23- Gardner J/ 33- Pope T/	00:51	2-4	-2	2.3529	0	0	0	0	1.0638
0- McIntosh H/ 2- Lucas J/ 5- Robinson A/ 20- Foster D/ 23- Gardner J/	00:23	0-0	0	0.0000	0	0	0	0	0.0000
0- McIntosh H/ 11- Davidson N/ 13- Blackshear K/ 20- Foster D/ 33- Pope T/	00:00	1-0	1	∞	0	0	0	0	2.2727
2- Lucas J/ 4- Coleman T/ 13- Blackshear K/ 33- Pope T/ 42- Hymes K/	00:00	1-0	1	∞	0	0	0	0	2.2727