



# San José State University Men's Basketball

Contact: Matt Strapp, Assistant Media Relations Director  
Office 408-924-1208 • Cell 562-499-9633 • matthew.strapp@sjsu.edu  
Amy Villa, Director of Athletics Media Relations  
Office 408-924-1216 • Cell 408-421-8604 • amy.villa@sjsu.edu

## 2023-24 Schedule 9-16, 2-10 MW

NOV. 7	UC IRVINE	W, 72-64
NOV. 9	BETHESDA	W, 117-72
Nov. 12	at Texas Tech - ESPN+	L, 56-42
Nov. 17-20	U.S. Virgin Islands Paradise Jam	
Nov. 17	vs. Abilene Christian	L, 77-71
Nov. 18	vs. Norfolk State	W, 77-53
Nov. 20	vs. Hampton	W, 71-52
NOV. 27	NORTH DAKOTA STATE	W, 78-65
Nov. 29	at Cal Poly - ESPN+	L, 81-77 (OT)
Dec. 2	at Montana - ESPN+	L, 75-58
Dec. 4	at North Dakota State	L, 83-78 (OT)
DEC. 9	NEW ORLEANS	W, 87-82
DEC. 17	MONTANA	L, 86-75
DEC. 20	SANTA CLARA - NBCSBA	W, 81-78
Jan. 2	*at Wyoming	L, 75-73
JAN. 5	*BOISE STATE - FS1	L, 78-69
JAN. 9	*SAN DIEGO STATE	L, 81-78
	CBS Sports Network	
Jan. 13	*at Air Force	W, 70-67
Jan. 16	*at Fresno State	L, 85-82
JAN. 24	*NEW MEXICO	L, 95-75
	CBS Sports Network	
JAN. 27	*UNLV - FS1	L, 77-65
Jan. 30	*at Utah State	L, 82-61
Feb. 2	*at Nevada - FS1	L, 90-60
FEB. 6	*FRESNO STATE - NBCSBA	L, 69-57
Feb. 9	*at Colorado State - FS1	L, 66-47
FEB. 13	*AIR FORCE - NBCSBA	W, 73-66
FEB. 17	*WYOMING - NBCSBA	7:00 p.m.
Feb. 20	*at Boise State - FS1	7:30 p.m. PT
FEB. 23	*NEVADA - FS1	7:00 p.m.
FEB. 27	*at San Diego State	8:00 p.m.
	CBS Sports Network	
March 2	*at UNLV	8:00 p.m.
	CBS Sports Network	
MARCH 6	*UTAH STATE	7:30 p.m.
	CBS Sports Network	
March 13-16	Mountain West Championship	
	Thomas & Mack, Las Vegas, Nev.	
	CBS Sports Network	
	* - Mountain West game	
	All times list PT	
	Home games at Provident Credit Union Event Center	
	NBCSBA - NBC Sports Bay Area	

### Game 26

San José State (9-16, 2-10 Mountain West)  
vs. Wyoming (12-12, 5-6 Mountain West)

Saturday, Feb. 17

Provident Credit Union Event Center

San Jose, Calif. | 7 p.m.

Watch - NBC Sports Bay Area

Listen - KTRB 860 AM



Live Stats - <https://www.statbroadcast.com/events/statmonitr.php?gid=sjsu>

#### San José State

Head Coach: Tim Miles  
Record at SJSU: 38-53 (3 yrs.)  
Career Record: 437-387 (27 yrs.)

NCAA Net Ranking: 218

#### Wyoming

Head Coach: Jeff Linder  
Record at Wyoming: 60-54 (4 yrs.)  
Career Record: 140-104 (8 yrs.)

NCAA Net Ranking: 163

**LIVE STATS:** Live stats can be found at <https://www.statbroadcast.com/events/statmonitr.php?gid=sjsu>

**LIVE TV:** Dave Benz and Kevin Brown will have the call on NBC Sports Bay Area and the Mountain West Network.

**LISTEN LIVE:** Ben Ross will have the radio call over the air on KTRB 860 AM and streamed online at <https://860amtheanswer.com/>

San José State	Comparison	Wyoming
71.8	Points/Game	73.2
74.2	Opp. PPG	75.3
-2.4	Scoring Margin	-2.1
.457	FG%	.450
.467	Opp FG%	.456
.352	3PFG%	.374
.378	Opp 3PFG%	.335
.688	FT%	.746
.692	Opp FT%	.737
31.9	Reb/Game	35.0
35.0	Opp Reb/Game	33.4
-3.2	Reb. Margin	+1.6
13.7	Assists/Game	11.8
10.5	Turnovers/Game	13.6
3.6	Blocks/Game	2.5
5.3	Steals/Game	5.1

### Possible Spartan Starters

0	Myron (MJ) Amey Jr.	G	6-2	JR	Vacaville, Calif.
13	Alvaro Cardenas	G	6-1	JR	Granada, Spain
5	Tibet Görener	F	6-9	JR	Istanbul, Turkey
15	Trey Anderson	F	6-7	SR	San Diego, Calif.
23	Diogo (DJ) Seixas	C	6-8	FR	Lisbon, Portugal

-CON.-

**SERIES RECORD:** The Spartans are 3-21 all-time against Wyoming and 1-9 in the last 10 meetings (see below):

Feb. 17, 2018 (A)	L 75-89
Mar. 7, 2018 (N)	L 61-74
Jan. 23, 2019 (A)	L 46-59
Mar. 6, 2019 (H)	L 71-81
Feb. 2, 2020 (H)	L 66-71
Mar. 10, 2021 (N)	L 80-111
Jan. 19, 2022 (A)	L 69-84
Feb. 12, 2022 (H)	L 52-74
Feb. 4, 2023 (H)	W 84-64
Jan. 2, 2024 (A)	L, 73-75

**SPARTANS-COWBOYS DECIDED AT THE BUZZER:** In the Spartans first conference game of the season, they played Wyoming on Jan. 2, 2024. The Spartans led for most of the contest but fell at the buzzer, 75-73, as Akuel Kot drained a midrange shot before time expired.

**OFFENSIVE EXPLOSION AGAINST AIR FORCE:** The Spartans' offense rose to the occasion in the most recent game, a 73-66 win over Air Force. SJSU knocked down a season-best 64.1 percent of shots from the field (25-for-39) and went to the free-throw line a season-best 26 times (20-for-26). They outscored Air Force in the paint, 44-24. Trailing by three at the half, the Spartans outscored the Falcons in the second frame, 42-32. In the second half, they shot a blistering 75 percent from the field (15-for-20).

**ONE-TWO BACKCOURT PUNCH:** The Spartans were led against Air Force by guards **Myron (MJ) Amey Jr.** and **Alvaro Cardenas**. Amey Jr. scored 25 points, shooting 7-for-12 from the field, 3-for-3 from 3-point range and 8-for-10 from the free-throw line as he tied his career high in free-throws made and set his new career high in free-throws attempted. Cardenas registered 22 points, shooting 6-for-9 from the field while also setting a new career high in free-throws made with 10 and free-throws attempted with 12. It was the second time this season in which they both scored 20-plus points; Cardenas scored 21 and Amey Jr. added 20 in an 81-78 loss to San Diego State on Jan. 9, 2024.

**NEW LOOK LINEUP:** Freshman **Diogo (DJ) Seixas** registered his first career start against Air Force as he replaced **Adrame Diongue** in the starting unit. It was the first time in conference play that the Spartans made a change to their starting five, ending a streak of 11 straight games.

**3-1 ON NBC SPORTS BAY AREA:** The Spartans are 3-1 when playing on NBC Sports Bay Area this season with wins over Bethesda, Santa Clara and Air Force. Their only loss was against Fresno State.

**PERFECT WHEN SHOOTING OVER 50 PERCENT:** The Spartans are 5-0 when shooting over 50 percent this season. The five opponents against whom they have shot over 50 percent are Bethesda, Norfolk State, New Orleans, Santa Clara and Air Force.



**2023-24 Mountain West Standings**

Team	Conference			Overall		
	W	L	PCT	W	L	PCT
Utah State (RV/RV)	9	3	0.750	21	4	0.840
New Mexico (RV/RV)	8	4	0.667	20	5	0.800
San Diego State (RV/RV)	8	4	0.667	19	6	0.760
Boise State	7	4	0.636	16	8	0.667
UNLV	7	4	0.636	14	9	0.609
Colorado State (RV/25)	7	5	0.583	19	6	0.760
Nevada (RV/RV)	6	5	0.545	19	6	0.760
<b>Wyoming</b>	<b>5</b>	<b>6</b>	<b>0.455</b>	<b>12</b>	<b>12</b>	<b>0.500</b>
Fresno State	4	8	0.333	11	14	0.444
<b>San José State</b>	<b>2</b>	<b>10</b>	<b>0.167</b>	<b>9</b>	<b>16</b>	<b>0.360</b>
Air Force	1	11	0.083	8	16	0.333

**Upcoming Schedule**

**Friday, February 16**

New Mexico at San Diego State\* (FS1) 7 p.m. PT

**Saturday, February 17**

Utah State at RV/25 Colorado State\* (CBSSN) 3:30 p.m. MT  
 Fresno State at Boise State\* (CBSSN) 5:30 p.m. MT  
 Wyoming at San José State\* (NBC Sports Bay Area/MWN) 7 p.m. PT  
 Nevada at UNLV\* (FS1) 8:30 p.m. PT

**Tuesday, February 20**

San Diego State at Utah State\* (CBSSN) 7 p.m. MT  
 San José State at Boise State\* (FS1) 8:30 p.m. MT  
 Wyoming at Nevada\* (CBSSN) 8 p.m. PT

**Wednesday, February 21**

Colorado State at New Mexico\* (CBSSN) 8 p.m. MT  
 UNLV at Air Force\* (FS1) 9 p.m. MT

**Friday, February 23**

Nevada at San José State\* (FS1) 7 p.m. PT

**Saturday, February 24**

Air Force at New Mexico\* (CBSSN) 2 p.m. MT  
 Boise State at Wyoming\* (MWN) 5:30 p.m. MT  
 Colorado State at UNLV\* (CBSSN) 5 p.m. PT  
 San Diego State at Fresno State\* (CBSSN) 7 p.m. PT

**Tuesday, February 27**

Boise State at Air Force\* (Altitude/MWN) 7 p.m. MT  
 UNLV at Wyoming\* (CBSSN) 7 p.m. MT  
 Utah State at Fresno State\* (MWN) 7 p.m. PT  
 Nevada at Colorado State\* (FS1) 8:30 p.m. MT  
 San José State at San Diego State\* (CBSSN) 8 p.m. PT

**Friday, March 1**

Fresno State at Nevada\* (CBSSN) 7:30 p.m. PT  
 Air Force at Utah State\* (FS1) 9 p.m. MT

**THE ALL-TIME LEADER IN 3-POINTERS:** **Tibet Görener** is the Spartans' all-time leader in made 3-pointers with 163. He became the record-holder on Feb. 6 against Fresno State when he knocked down his 162nd career shot from beyond the arc to pass Ryan Welage (2015-18).

**TOP 10 PASSER IN SCHOOL HISTORY:** **Alvaro Cardenas** ranks sixth all-time for most career assists at SJSU with 340. Omari Moore is fifth with 429.

**CARDENAS AND ANDERSON BOTH TOP 10 IN THREES:** **Alvaro Cardenas** is tied for seventh on the SJSU career 3-point leaderboard with Michael Quinney (1998-99). **Trey Anderson** is closely behind Cardenas on the list as he is tied for ninth with Noah Baumann (2017-19) at 121. Here are the SJSU career leaders in 3-pointers made:

1.	<b>Tibet Görener</b>	<b>2021-</b>	<b>163</b>
2.	Ryan Welage	2015-18	161
3.	Tim Pierce	2007-09	153
4.	Adrian Oliver	2009-11	138
5.	Rashad Muhammad	2013-15	134
6.	Robert Owens	2009-10	125
7.	Michael Quinney	1998-99	123
	<b>Alvaro Cardenas</b>	<b>2021-</b>	<b>123</b>
8.	Tito Addison	1995-97	122
9.	Noah Baumann	2017-19	121
	<b>Trey Anderson</b>	<b>2021-</b>	<b>121</b>

**LONG-RANGE SPECIALIST:** **Trey Anderson** ranks fourth in school history in 3-point percentage (among players who have played in at least 50 games and averaged one or more 3-point attempts per game). His career mark from beyond the arc is 41.4 percent, connecting on 121 of 292 attempts.

**ONE OF THE TOP PG'S IN THE NATION:** As of Feb. 16, **Alvaro Cardenas** ranks 29th and 31st in Division I in assists per game (5.6) and assist/turnover ratio (2.84). In the conference, he is sixth and fourth in the two categories.

**THE SPARTANS' SHOT BLOCKER:** **Adrame Diongue** is third in the conference in blocks per game at 1.50. Diongue has registered 36 blocks in 24 games (missed one game).

**SHOOTING SQUAD:** The Spartans are second in the Mountain West Conference in 3-pointers made per game at 8.60, behind only Air Force.

**SCORING BALANCE:** The Spartans have four players who average more than 10 points per game: **Myron (MJ) Amey Jr.**, **Alvaro Cardenas**, **Tibet Görener** and **Trey Anderson**.

**CLOSE FINISHES TO START THE SEASON:** Four of the first five conference games for SJSU were decided by three points or fewer. They lost at Wyoming on a buzzer beater, fell by only three to San Diego State, won at the buzzer at Air Force and lost on a last-second shot to Fresno State.

**SJSU'S RECORD WHEN ...**

home.....	6-6
away.....	1-9
neutral.....	2-1
overtime.....	1-2
games decided by 3 pts or less.....	1-3
games decided by 4-5 pts.....	1-2
games decided by 6-10 pts.....	2-2
games decided by 11-19 pts.....	2-6
games decided by 20+ pts.....	2-3
vs. Top 25.....	0-3
vs. Top 10.....	0-0
vs. Power 5 opponents.....	0-1
scoring first.....	6-5
leading at the half.....	6-7
tied at the half.....	0-0
trailing at the half.....	3-9
leading with 10 mins remaining.....	8-7
tied with 10 mins remaining.....	0-0
trailing with 10 mins remaining.....	1-9
leading with 5 mins remaining.....	9-3
tied with 5 mins remaining.....	0-1
trailing with 5 mins remaining.....	0-12
SJSU shoots 50% or better.....	5-0
SJSU shoots less than 50%.....	4-16
SJSU shoots better than opponent.....	7-2
SJSU shoots the same as opponent.....	1-0
SJSU shoots worse than opponent.....	1-14
Opponent shoots 50% or better.....	2-6
Opponent shoots less than 50%.....	7-10
SJSU outrebounds opponent.....	5-4
Opponent outrebounds SJSU.....	4-11
SJSU equals opponent in rebs.....	0-1
SJSU shoots 80% or better from FT line.....	3-3
SJSU has more FT attempts.....	3-2
Opponent has more FT attempts.....	5-14
SJSU equals opponent in FT attempts.....	1-0
SJSU shoots 40% or better from 3.....	2-3
SJSU has fewer turnovers than opponent.....	5-6
SJSU has more turnovers than opponent.....	2-10
SJSU equals opponent in turnovers.....	2-0
SJSU scores 100+ pts.....	1-0
SJSU scores 90-99 pts.....	0-0
SJSU scores 80-89 pts.....	2-1
SJSU scores 70-79 pts.....	6-7
SJSU scores 60-69 pts.....	0-4
SJSU scores 50-59.....	0-2
SJSU scores less than 50 pts.....	0-2
Opponent scores 100+ pts.....	0-0
Opponent scores 90-99 pts.....	0-2
Opponent scores 80-89 pts.....	1-6
Opponent scores 70-79 pts.....	2-5
Opponent scores 60-69 pts.....	4-2
Opponent scores 50-59.....	2-1
Opponent scores less than 50 pts.....	0-0
On Monday.....	2-1
On Tuesday.....	2-5
On Wednesday.....	1-2
On Thursday.....	1-0
On Friday.....	0-4
On Saturday.....	3-2
On Sunday.....	0-2
In November.....	5-3
In December.....	2-3
In January.....	1-7
In February.....	1-3
In March.....	0-0
On National TV (ESPN, ESPN2, CBS Sports Network, FS1, FS2).....	0-6
On NBC Sports Bay Area/California.....	3-1
On Mountain West Network.....	6-4
<b>Miscellaneous</b>	
Current Streak.....	Won 1
Home court streak.....	Won 1
Neutral court streak.....	Won 2
Road Streak.....	Lost 4
All-Time Record   112th Season (2,723 games).....	1,202-1,521 (.441)

**SCTOP10 FOR DIONGUE:** Adrame Diongue's dunk was featured on SportsCenter as the fourth-best play of the day on December 4. He had a poster dunk on his defender after catching a lob from **Alvaro Cardenas** in the loss at North Dakota State.

**5-2 FOR THE SECOND STRAIGHT YEAR:** For the second straight season, the Spartans started the season with a 5-2 record.

**WINS BEFORE THANKSGIVING:** For the second year in a row and for the second time in history, the Spartans won four games before Thanksgiving. It is the first time in program history that the Spartans won four games before Thanksgiving in back-to-back seasons. Prior to last year, the best mark the Spartans accrued before the holiday was three wins, accomplished in 2010-11 and 2019-20.

**AMEY JR. GETS ALL-TOURNAMENT RECOGNITION:** Myron (MJ) Amey Jr. was selected to the 2023 Paradise Jam All-Tournament Team which was voted upon by tournament staff and select media members. Amey Jr. led the Spartans to a 2-1 record in the tournament, averaging 16.0 points, 4.67 assists and 2.0 steals per game. He led the tournament with 14 assists.

**MILES OF SUCCESS AT SJSU:** San José State head coach **Tim Miles** is in his third season at the school and in his 27th season overall as a head coach. He was named the head coach on April 6, 2021, and made an immediate impact on the Spartan fans as he won his 400th career game in the opener of the 2021-22 season. Miles has a 437-387 coaching record including 38-53 at San José State. He is 40th in the NCAA among active Division I head coaches in career wins at 437.

In 2022-23, he coached the Spartans to a postseason appearance in the CBI, the first postseason berth for the Spartans since 2010-11.

Miles coached his 800th game as a head coach in the win over UC Irvine and won his 14th consecutive season opener against Division I opponents since 2009.

**800 IS THE NUMBER FOR MILES:** The Spartans' season-opener marked the 800th career game for Tim Miles as a head coach in his 27 years at the helm of a program. San José State is the sixth school where he has been the head coach.

- Mayville State - 2 seasons - 1995-96 & 1996-97
- SW Minnesota State - 4 seasons - 1997-98 through 2000-2001
- North Dakota State - 6 seasons - 2001-02 through 2006-07
- Colorado State - 5 seasons - 2007-08 through 2011-12
- Nebraska - 7 seasons - 2012-13 through 2018-19
- San Jose State - 3rd season - 2021-22 to present

**TIM MILES RETURNED HOME:** The Spartans' head coach, **Tim Miles**, had a homecoming when the Spartans took on North Dakota state in Fargo, N.D. Miles is from the Dakotas and spent the majority of his young-adult life involved in basketball in the region.

- Born and raised in Doland, South Dakota
- Attended the University of Mary in Bismarck, N.D. where he

**MW Player of the Week**

Nov. 13	Kenan Blackshear, Sr., G, Nevada
Nov. 20	Jaedon Ledee, Sr., F, San Diego State
Nov. 27	Isaiah Stevens, Gr., G, Colorado State
Dec. 4	Isaiah Stevens, Gr., G, Colorado State
Dec. 11	Donovan Dent, So., G, New Mexico
Dec. 18	Ian Martinez, Sr., G, Utah State
Dec. 26	Jarod Lucas, Sr., G, Nevada
Jan. 2	Reese Waters, Jr., G, San Diego State
Jan. 8	Grant Osobor, Jr., F, Utah State
Jan. 15	Grant Osobor, Jr., F, Utah State
Jan. 22	Sam Griffin, Sr., G, Wyoming
Jan. 29	Jaelan House, Gr., G, New Mexico
Feb. 5	Max Rice, Gr., G, Boise State
Feb. 12	Nick Davidson, So., F, Nevada
Feb. 19	
Feb. 26	
March 4	
March 11	

**MW Freshman of the Week**

Nov. 13	Cam Manyawy, F, Wyoming
Nov. 20	JT Toppin, F, New Mexico
Nov. 27	JT Toppin, F, New Mexico
Dec. 4	Tru Washington, F, New Mexico
Dec. 11	JT Toppin, F, New Mexico
Dec. 18	Dedan Thomas Jr., G, UNLV
Dec. 26	JT Toppin, F, New Mexico
Jan. 2	N/A
Jan. 8	Mason Falslev, G, Utah State
Jan. 15	JT Toppin, F, New Mexico
Jan. 22	JT Toppin, F, New Mexico
Jan. 29	JT Toppin, F, New Mexico
Feb. 5	Dedan Thomas Jr., G, UNLV
Feb. 12	Dedan Thomas Jr., G, UNLV
Feb. 19	
Feb. 26	
March 4	
March 11	

**MW Statistics (All Games)**

Scoring - 10th .....	Myron (MJ) Amey Jr., 15.4 pg
Scoring - 16th .....	Alvaro Cardenas, 13.4 pg
Scoring - 19th .....	Alvaro Cardenas, 12.5 pg
Rebounding - 17th .....	Myron (MJ) Amey Jr., 4.9 pg
FG Percentage - 11th .....	Alvaro Cardenas, .454
FG Percentage - 14th .....	Myron (MJ) Amey Jr., .427
3-Point FG Made - 7th .....	Tibet Görener, 2.20 pg
3-Point FG Made - 10th .....	Myron (MJ) Amey Jr., 2.08 pg
Assists - 6th .....	Alvaro Cardenas - 5.56 pg
Assists - 12th .....	Myron (MJ) Amey Jr. - 2.92 pg
Blocked Shots - 3rd .....	Adrame Diongue, 1.50 pg
Assist/Turnover Ratio - 4th .....	Alvaro Cardenas, 1.39/49, 2.84
Steals - 6th .....	Myron (MJ) Amey Jr., 1.48 pg
Minutes Played - 3rd .....	Alvaro Cardenas, 36.0 pg
Minutes Played - 11th .....	Tibet Görener, 33.5 pg
Minutes Played - 15th .....	Myron (MJ) Amey Jr., 32.2 pg

earned a bachelor of science degree

- Was a graduate assistant at Northern State University in Aberdeen, S.D. where he earned a master's degree in health and physical education
- First head coaching job was at Mayville State in Mayville, N.D. from 1995-96 - 1996-97
- Coached the Bison from 2001-02 - 2006-07

**2700 GAMES:** The Bethesda game marked the 2,700th game played in the 113 years of the program. The team's first season was 1909-10.

<p><b>Miscellaneous Stats</b>  <b>Career Double-Doubles (SJSU only)</b>  <b>Robert Vaihola - 3</b>                  14 points, 10 rebounds,                  vs. Bethesda, Nov. 12, 2022                  18 points, 10 rebounds,                  vs. Air Force, Jan. 24, 2023                  15 points, 11 rebounds,                  vs. Boise State, Feb. 25, 2023</p> <p><b>Trey Anderson - 3</b>                  15 points, 12 rebounds,                  at Portland, Dec. 17, 2021                  11 points, 11 rebounds,                  at Northern Colorado, Nov. 19, 2022  <b>16 points, 10 rebounds,</b>  <b>vs. Norfolk State, Nov. 18, 2023</b></p> <p><b>Myron (MJ) Amey Jr. - 2</b>                  23 points, 12 rebounds,                  vs. San Diego State, Feb. 9, 2022  <b>14 points, 10 rebounds,</b>  <b>vs. North Dakota State, Nov. 27, 2023</b></p> <p><b>Alvaro Cardenas - 3</b>  <b>22 points, 10 rebounds</b>  <b>at North Dakota State, Dec. 4, 2023</b>  <b>16 points, 10 assists</b>  <b>vs. New Orleans, Dec. 9, 2023</b>  <b>14 points, 10 assists</b>  <b>vs. Santa Clara, Dec. 20, 2023</b></p> <p><b>Career 20+ point games</b>  <b>Myron (MJ) Amey - 11</b>                  32, vs. Bethesda, Jan. 8, 2022  <b>30, vs. Boise State, Jan. 5, 2024</b>  <b>29, vs. New Orleans, Dec. 9, 2023</b>  <b>25 - vs. Air Force, Feb. 13, 2024</b>                  24, at Boise State, Feb. 5, 2022                  24, vs. New Mexico, Jan. 24, 2024                  23, vs. UNLV, Jan. 17, 2022                  23, vs. San Diego State, Feb. 9, 2022  <b>22, vs. Cal Poly, Nov. 29, 2023</b>  <b>21 - vs. Abilene Christian, Nov. 17, 2023</b>  <b>20 - vs. San Diego State, Jan. 9, 2023</b></p> <p><b>Alvaro Cardenas - 7</b>  <b>23, vs. Hampton, Nov. 20, 2023</b>  <b>22, at North Dakota State, Dec. 4, 2023</b>  <b>22, vs. Air Force, Feb. 13, 2024</b>                  22, vs. Southern Indiana, March 18, 2023  <b>21, at Wyoming, Jan. 3, 2023</b></p>	<p><b>21, vs. San Diego State, Jan. 9, 2024</b>                  20, vs. Fresno State, Jan. 10, 2023</p> <p><b>Tibet Görener - 4</b>  <b>32, at Fresno St, Jan. 16, 2024</b>  <b>26, vs. Bethesda, Nov. 9, 2023</b>                  23, vs. Bethesda, Jan. 8, 2022                  20, at Utah State, Jan. 21, 2023</p> <p><b>Trey Anderson - 2</b>                  23, vs. Pacific, Dec. 11, 2021  <b>21, vs. North Dakota State, Nov. 27, 2023</b></p> <p><b>Career 10+ rebound games</b>  <b>Robert Vaihola - 5</b>                  13, vs. UNLV, Dec. 28, 2022                  11, vs. Boise State, Feb. 25, 2023                  10, at New Mexico, Jan. 25, 2022 (at Fresno State)                  10, vs. Bethesda, Nov. 12, 2022                  10, at New Mexico, Jan. 17, 2023</p> <p><b>Trey Anderson - 3</b>                  12, at Portland, Dec. 17, 2021                  11, at Northern Colorado, Nov. 19, 2022  <b>10, vs. Norfolk State, Nov. 18, 2023</b></p> <p><b>Myron (MJ) Amey Jr. - 2</b>                  12, vs. San Diego State, Feb. 9, 2022  <b>10, vs. North Dakota State, Nov. 27, 2023</b></p> <p><b>Adrane Diongue - 1</b>  <b>11, vs. Bethesda, Nov. 9, 2023</b></p> <p><b>Alvaro Cardenas - 1</b>  <b>10, at North Dakota State, Dec. 4, 2023</b></p> <p><b>Career 10+ assist games</b>  <b>Alvaro Cardenas - 3</b>  <b>10, vs. New Orleans, Dec. 9, 2023</b>  <b>10, vs. Santa Clara, Dec. 20, 2023</b>  <b>10, vs. New Mexico, Jan. 24, 2024</b></p> <p><b>20+ point games in 2023-24 - 15</b>  <b>Myron (MJ) Amey Jr. - 7</b>                  30, vs. Boise State, Jan. 5, 2024                  29, vs. New Orleans, Dec. 9, 2023                  25, vs. Air Force, Feb. 13, 2024                  24, vs. New Mexico, Jan. 24, 2024                  22, vs. Cal Poly, Nov. 29, 2023                  21, vs. Abilene Christian, Nov. 17, 2023                  20, vs. San Diego State, Jan. 9, 2024</p>	<p><b>Alvaro Cardenas - 5</b>                  23, vs. Hampton, Nov. 20, 2023                  22, at North Dakota State, Dec. 4, 2023                  22, vs. Air Force, Feb. 13, 2024                  21, at Wyoming, Jan. 2, 2024                  21, vs. San Diego State, Jan. 9, 2024</p> <p><b>Tibet Görener - 2</b>                  32, at Fresno St, Jan. 16, 2024                  26, vs. Bethesda, Nov. 9, 2023</p> <p><b>Trey Anderson - 1</b>                  21, vs. North Dakota State, Nov. 27, 2023</p> <p><b>10+ rebound games in 2023-24 - 4</b>  <b>Adrane Diongue - 1</b>                  11, vs. Bethesda, Nov. 9, 2023</p> <p><b>Trey Anderson, 1</b>                  10, vs. Norfolk State, Nov. 18, 2023</p> <p><b>Myron (MJ) Amey Jr. - 1</b>                  10, vs. North Dakota State, Nov. 27, 2023</p> <p><b>Alvaro Cardenas - 1</b>                  10, at North Dakota State, Dec. 4, 2023</p> <p><b>10+ assist games in 2023-24 - 3</b>  <b>Alvaro Cardenas - 3</b>                  10, vs. New Orleans, Dec. 9, 2023                  10, vs. Santa Clara, Dec. 20, 2023                  10, vs. New Mexico, Jan. 24, 2024</p> <p><b>Double-Doubles in 2023-24 - 5</b>  <b>Alvaro Cardenas - 3</b>                  22 points, 10 rebounds                  at North Dakota State, Dec. 4, 2023                  16 points, 10 assists                  vs. New Orleans, Dec. 9, 2023                  14 points, 10 assists                  vs. Santa Clara, Dec. 20, 2023</p> <p><b>Trey Anderson - 1</b>                  16 points, 10 rebounds                  vs. Norfolk State, Nov. 18, 2023</p> <p><b>Myron (MJ) Amey Jr. - 1</b>                  14 points, 10 rebounds                  vs. North Dakota State, Nov. 27, 2023</p>
---	--	---

**TEAM INTERNATIONAL:** Seven of the Spartans are international student-athletes and many of them have played for youth national teams including **Tibet Görener** (Turkey), **Diogo (DJ) Seixas** (Portugal) and **Latrell Davis** (Great Britain). Recruiting international players has been a focal point for the Spartans' coaching staff.

**MOST MW WINS EVER/MOST CONFERENCE WINS SINCE 1993-94:** With 10 Mountain West wins last season, the Spartans recorded the most MW wins in school history and the most since the 1993-94 season. Since joining a conference in 1969-70, Spartan teams have won nine or more conference games in six seasons. Three of those teams participated in the postseason - 1980-81 NIT, 1995-96 NCAA Tournament, and 2022-23 CBI.

**9+ Conference Wins Since 1969-70**

1980-81	10-4	Big West (NIT Participant)
1984-85	10-8	Big West
1986-87	10-8	Big West
1993-94	11-7	Big West
1995-96	9-9	Big West (NCAA Tournament)
2022-23	10-8	MW (CBI Participant)

**UP NEXT:** The Spartans will head to Boise, Idaho to play Boise State on Tuesday, Feb. 20 at 7:30 p.m. PT on FS1 and KTRB 860 AM.

## Starting Lineups

Game	Guard	Guard	Forward	Forward	Center	Record
UC IRVINE	Alvaro Cardenas	Myron (MJ) Amey Jr.	Tibet Görener	Trey Anderson	Adrame Diongue	1-0
BETHESDA	Alvaro Cardenas	Myron (MJ) Amey Jr.	Tibet Görener	Trey Anderson	Adrame Diongue	2-0
at Texas Tech	Alvaro Cardenas	Myron (MJ) Amey Jr.	Tibet Görener	Trey Anderson	Adrame Diongue	2-1
vs. Abilene Christian	Alvaro Cardenas	Myron (MJ) Amey Jr.	Tibet Görener	Trey Anderson	Adrame Diongue	2-2
vs. Norfolk State	Alvaro Cardenas	Myron (MJ) Amey Jr.	Tibet Görener	Trey Anderson	Adrame Diongue	3-2
vs. Hampton	Alvaro Cardenas	Myron (MJ) Amey Jr.	Tibet Görener	Trey Anderson	Adrame Diongue	4-2
NORTH DAKOTA STATE	Alvaro Cardenas	Myron (MJ) Amey Jr.	Tibet Görener	Trey Anderson	Adrame Diongue	5-2
at Cal Poly	Alvaro Cardenas	Myron (MJ) Amey Jr.	Tibet Görener	Trey Anderson	Adrame Diongue	5-3
at Montana	Alvaro Cardenas	Myron (MJ) Amey Jr.	Tibet Görener	Trey Anderson	Adrame Diongue	5-4
at North Dakota State	Alvaro Cardenas	Myron (MJ) Amey Jr.	Tibet Görener	Trey Anderson	Adrame Diongue	5-5
NEW ORLEANS	Alvaro Cardenas	Myron (MJ) Amey Jr.	Latrell Davis	Tibet Görener	Adrame Diongue	6-5
MONTANA	Alvaro Cardenas	Myron (MJ) Amey Jr.	Latrell Davis	Tibet Görener	William Humer	6-6
SANTA CLARA	Alvaro Cardenas	Myron (MJ) Amey Jr.	Latrell Davis	Tibet Görener	William Humer	7-6
at Wyoming	Alvaro Cardenas	Myron (MJ) Amey Jr.	Tibet Görener	Trey Anderson	Adrame Diongue	7-7
BOISE STATE	Alvaro Cardenas	Myron (MJ) Amey Jr.	Tibet Görener	Trey Anderson	Adrame Diongue	7-8
SAN DIEGO STATE	Alvaro Cardenas	Myron (MJ) Amey Jr.	Tibet Görener	Trey Anderson	Adrame Diongue	7-9
at Air Force	Alvaro Cardenas	Myron (MJ) Amey Jr.	Tibet Görener	Trey Anderson	Adrame Diongue	8-9
at Fresno State	Alvaro Cardenas	Myron (MJ) Amey Jr.	Tibet Görener	Trey Anderson	Adrame Diongue	8-10
NEW MEXICO	Alvaro Cardenas	Myron (MJ) Amey Jr.	Tibet Görener	Trey Anderson	Adrame Diongue	8-11
UNLV	Alvaro Cardenas	Myron (MJ) Amey Jr.	Tibet Görener	Trey Anderson	Adrame Diongue	8-12
at Utah State	Alvaro Cardenas	Myron (MJ) Amey Jr.	Tibet Görener	Trey Anderson	Adrame Diongue	8-13
at Nevada	Alvaro Cardenas	Myron (MJ) Amey Jr.	Tibet Görener	Trey Anderson	Adrame Diongue	8-14
FRESNO STATE	Alvaro Cardenas	Myron (MJ) Amey Jr.	Tibet Görener	Trey Anderson	Adrame Diongue	8-15
at Colorado State	Alvaro Cardenas	Myron (MJ) Amey Jr.	Tibet Görener	Trey Anderson	Diogo (DJ) Seixas	8-16
AIR FORCE						
WYOMING						
at Boise State						
NEVADA						
at San Diego State						
at UNLV						
UTAH STATE						
MW Tournament						

# CAREER LEADERS

## TOTAL POINTS

Name	Seasons	G	FG	3FG	FT Points
1. Ricky Berry	1986-88	84	619	113	416 1,767
2. Adrian Oliver	2009-11	80	585	138	442 1,750
3. Stu Inman	1947-50	123	591	0	322 1,504
4. Wally Rank	1977-80	102	562	0	308 1,432
5. Omari Moore	2020-23	117	497	116	202 1,312
6. Justin Graham	2007-11	119	460	57	295 1,272
7. Ryan Welage	2015-18	91	457	161	183 1,258
8. Chris McNealy	1981-83	81	504	2	226 1,236
9. Coby Dietrick	1968-70	72	465	0	243 1,173
10. Terry Cannon	1990-92, 94	97	414	114	209 1,139

## FIELD GOALS MADE

Name	Seasons	G	Att.	Made
1. Ricky Berry	1986-88	84	1,301	619*
2. Stu Inman	1947-50	123	1,506	591
3. Adrian Oliver	2009-11	80	1,347	585
4. Wally Rank	1977-80	102	1,207	562
5. Chris McNealy	1981-83	81	914	504**
6. Omari Moore	2020-23	117	1,094	497
7. Sid Williams	1978-81	111	958	485
8. Johnnie Skinner	1971-73	73	1,142	481
9. Coby Dietrick	1968-70	72	1,054	465
10. Justin Graham	2007-11	119	1,024	460

## FIELD GOALS ATTEMPTED

Name	Seasons	G	Made	Att.
1. Stu Inman	1947-50	123	591	1,536
2. Ricky Berry	1986-88	84	619	1,309
3. Wally Rank	1977-80	102	562	1,207
4. Johnnie Skinner	1971-73	73	481	1,142
5. Omari Moore	2020-23	117	497	1,094
6. Coby Dietrick	1968-70	72	465	1,054
7. Ryan Welage	2015-16	91	457	1,048
8. Justin Graham	2007-11	119	460	1,024
9. S.T. Saffold	1964-66	72	421	970
10. Sid Williams	1978-81	111	485	958

## FIELD GOAL PERCENTAGE

(Minimum four made per game played)

Name	Seasons	G	FG	FGA	Pct.
1. Brandon Clarke	2016-17	61	328	542	.604
2. Mickey Johnson	1979-80	56	278	473	.588
3. Earl Hogue	1974-76	75	315	568	.555
4. Chris McNealy	1981-83	81	504	914	.551
5. Dick Groves	1968-69	41	183	338	.541
6. Stony Evans	1984-85	57	246	461	.534
7. Menelik Barbary	2006-07	61	245	461	.531
8. Ward Farris	1982, 84-86	83	339	644	.526
9. Stan Hill	1977-78	50	214	415	.516
10. Darnell Williams	2000-01	58	288	562	.512

## 3-POINT FIELD GOALS MADE

Name	Seasons	G	Att.	Made
1. <b>Tibet Görener</b> 2021-	<b>89</b>	<b>485</b>	<b>163</b>	
2. Ryan Welage	2015-18	91	417	161
3. Tim Pierce	2007-09	86	471	153
4. Adrian Oliver	2009-11	80	361	138
5. Rashad Muhammad	2013-15	58	354	134
6. Robert Owens	2009-10	61	315	125
7. Michael Quinney	1998-99	54	336	123
<b>Alvaro Cardenas</b> 2021-	<b>91</b>	<b>357</b>	<b>123</b>	
8. Tito Addison	1995-97	84	375	122
9. Noah Baumann	2017-19	61	265	121
<b>Trey Anderson</b> 2021-	<b>87</b>	<b>292</b>	<b>121</b>	

## 3-POINT FIELD GOALS ATTEMPTED

Name	Seasons	G	Made	Att.
1. <b>Tibet Görener</b> 2021-	<b>89</b>	<b>163</b>	<b>485</b>	
2. Tim Pierce	2007-09	86	153	471
3. Ryan Welage	2015-18	91	161	417
4. Tito Addison	1995-97	84	122	375
5. Adrian Oliver	2009-11	80	138	361
6. <b>Alvaro Cardenas</b> 2021-	<b>91</b>	<b>123</b>	<b>357</b>	
7. Keith Shamburger	2011-12	63	108	348
8. D.J. Brown	2012-14	91	112	347
9. Omari Moore	2020-23	117	116	341
10. Jason Allen	1991-94	97	120	340

## 3-POINT FIELD GOAL PERCENTAGE

(Minimum 1.0 made per game played and 50 made)

Name	Seasons	G	3FG	3FGA	Pct.
1. Ricky Berry	1986-88	84	113	246	.459
2. Noah Baumann	2017-19	61	121	265	.457
3. Steve Haney	1988-89	45	103	233	.442
4. <b>Trey Anderson</b> 2021-	<b>87</b>	<b>121</b>	<b>292</b>	<b>414</b>	
5. James Kinney	2012	31	86	216	.398
6. Robert Owens	2009-10	61	125	315	.397
7. Marquin Chandler	2004-05	57	59	149	.396
8. Ryan Welage	2015-18	91	161	417	.386
9. Phil Calvert	2002, 04	57	71	185	.384
10. Brett Lilly	1999, 2003-04	59	92	240	.383

## FREE THROWS MADE

Name	Seasons	G	Att.	Made
1. Adrian Oliver	2009-11	80	529	442
2. Carroll Williams	1953-55	75	552	441
3. Ricky Berry	1986-88	84	507	416
4. Stu Inman	1947-50	123	498	322
5. Wally Rank	1977-80	102	450	308
6. Eddie Diaz	1956-58	76	433	299
7. Justin Graham	2007-11	119	441	295
8. Ken Mickey	1974, 76-77	82	357	271
9. Marmet Williams	1994-98	112	368	267
10. Olivier Saint-Jean	1996-97	51	354	260

## FREE THROWS ATTEMPTED

Name	Seasons	G	Made	Att.
1. Carroll Williams	1953-55	75	441	552
2. Adrian Oliver	2009-11	80	442	529
3. Ricky Berry	1986-88	84	416	507
4. Stu Inman	1947-50	123	322	498
5. Wally Rank	1977-80	102	308	450
6. Justin Graham	2007-11	119	295	441
7. Eddie Diaz	1956-58	76	299	433
8. Bob Hagen	1947-49	81	207	370
9. Marv Branstrom	1956-58	76	186	368
9. Marmet Williams	1994-98	112	267	368

## FREE THROW PERCENTAGE

(Minimum 2.0 made/game played and 50 games played)

Name	Seasons	G	FT	FTA	Pct.
1. Adrian Oliver	2009-11	80	442	529	.836
2. Ricky Berry	1986-88	84	416	507	.821
3. Carroll Williams	1953-55	75	441	552	.799
4. Doug Murrey	1978-81	88	173	219	.789
5. Gil Egeland	1956-58	73	165	210	.786
6. Pete Miller	1974-75	55	128	164	.780
7. Brandon Hawkins	2002-03	50	237	304	.779
8. Chris Cunningham	2013-14	60	180	232	.776
8. Lössie Mitchel	1992-94	52	116	150	.773
10. Brad Quinet	1995-97	55	161	211	.763

## REBOUNDS

Name	Seasons	G	REB
1. Marv Branstrom	1956-58	76	864
2. George Clark	1950-52	75	857
3. Coby Dietrick	1968-70	72	759
4. S.T. Saffold	1964-66	72	705
5. Reggie Owens	1985-87	86	692
6. Chris McNealy	1981-83	81	678
7. Wally Rank	1977-80	102	662
8. Chris Oakes	2008-10	83	661
9. Kevin Logan	1990-93	106	608
10. Pat Hamm	1969-71	72	557

## ASSISTS

Name	Seasons	G	AST
1. Justin Graham	2007-11	119	508
2. Michael Dixon	1982-85	107	477
3. Ken Mickey	1974, 76-77	82	476
4. Mike Mendez	1978-81	108	469
5. Omari Moore	2020-23	117	429
6. <b>Alvaro Cardenas</b> 2021-	<b>91</b>	<b>340</b>	
7. Marmet Williams	1994-98	112	318
8. Jalen James	2013-18	117	274
9. D.J. Brown	2012-14	91	266
Ricky Berry	1986-88	84	266

## BLOCKED SHOTS (Since 1979)

Name	Seasons	G	BS
1. Gerald Thomas	1984, 86-88	113	127
2. Brandon Clarke	2016-17	61	116
3. Chris Oakes	2008-10	83	111
4. Omari Moore	2020-23	117	90
5. Menelik Barbary	2006-07	61	87
6. Chris McNealy	1981-83	81	81
7. Ibrahima Diallo	2022-23	48	78
8. Darnell Williams	2000-01	58	75
9. Isaac Thornton	2013-17	121	65
10. Lance Holloway	2004, 06-08	87	58

## STEALS (Since 1979)

Name	Seasons	G	ST
1. Justin Graham	2007-11	119	209
2. Isaac Thornton	2013-17	121	145
3. Tito Addison	1995-97	84	125
4. Omari Moore	2020-23	117	120
5. Mike Mendez	1979-81	86	114
6. Terry Cannon	1990-92, 94	97	113
7. Marmet Williams	1994-98	112	111
8. Chris McNealy	1981-83	81	109
9. Isaac Thornton	2013-16	91	106
Michael Dixon	1982-85	107	106

# IN-SEASON TOURNAMENT RESULTS

YEAR	TOURNAMENT	FINISH
1958	Poinsettia Tournament, San Diego, Calif.	4th Place
1959	WCAC Tournament, San Francisco, Calif.	8th Place
1960	WCAC Tournament, San Francisco, Calif.	8th Place
1961	WCAC Tournament, San Francisco, Calif.	5th Place
1962	WCAC Tournament, San Francisco, Calif.	CHAMPION
1963	WCAC Tournament, San Francisco, Calif.	CHAMPION
1964	WCAC Tournament, San Francisco, Calif.	3rd Place
1965	WCAC Tournament, San Francisco, Calif.	4th Place
1966	Knights of Columbus Tournament, Portland, Ore.	3rd Place
	WCAC Tournament, San Jose, Calif.	6th Place
1967	Lobo Invitational, Albuquerque, N.M.	3rd Place
1969	Roadrunners Classic, Las Cruces, N.M.	3rd Place
1970	Far West Classic, Portland, Ore.	8th Place
1974	Rainbow Classic, Honolulu, Hawaii	7th Place
1977	Utah Classic, Salt Lake City, Utah	4th Place
1978	Fiesta Classic, Tempe, Ariz.	3rd Place
	Cable Car Classic, Santa Clara, Calif.	4th Place
1979	Cable Car Classic, Santa Clara, Calif.	CHAMPION
	All-College Tournament, Oklahoma City, Okla.	7th Place
1981	KOA Classic, Billings, Mont.	CHAMPION
1982	Las Vegas Holiday Classic, Las Vegas, Nev.	3rd Place
1983	Stanford Invitational, Stanford, Calif.	4th Place
1984	Utah Classic, Salt Lake City, Utah	CHAMPION
1985	Hoosier Classic, Indianapolis, Ind.	3rd Place
1986	Far West Classic, Portland, Ore.	5th Place
1987	Fighting Illini Classic, Champaign, Ill.	3rd Place
1988	Ameritas Classic, Lincoln, Neb.	2nd Place
1989	Oldsmobile Cutlass Classic, E. Lansing, Mich.	4th Place
1993	Stanford Fry's Invitational, Stanford, Calif.	2nd Place
1994	Comerica Cable Car Classic, San Jose, Calif.	3rd Place
1995	Fighting Illini Classic, Champaign, Ill.	4th Place
1996	Comerica Cable Car Classic, San Jose, Calif.	CHAMPION
1999	Pearl Harbor Invitational, Laie, Hawaii	2nd Place
2001	BCA Invitational, Raleigh, N.C.	6th Place
2001	Cyclone Challenge, Ames, Iowa	Tied for 1st Place
2003	Surf'N Slam Tournament, Laie, Hawaii	2nd Place
2005	2K Sports College Hoops Coaches vs. Cancer Classic Lubbock, Texas	3rd Place
2005	Holiday Station Stores Classic, Bozeman, Mont.	4th Place
2006	CBE Classic, Stanford, Calif.	4th Place
2007	First Shot Exempt Tournament, Murfreesboro, Tenn.	CHAMPION
2008	Shamrock Office Solutions Classic, Moraga, Calif.	3rd Place
2011	Elgin Baylor Classic, Seattle, Wash.	CHAMPION
2014	John Wooden Legacy, Anaheim, Calif.	8th Place
2015	GCI Great Alaska Shootout, Anchorage, Alaska	5th Place
2018	Junkanoo Jam, Bimini, The Bahamas	4th Place
2021	Abe Lemons Classic	
2022	Baha Mar Hoops Nassau Championship	5th Place
2023	Paradise Jam	5th Place



## 2023-24 San José State Men's Basketball Roster

NO	NAME	POS	HT	WT	YR	HOMETOWN/LAST SCHOOL
0	Myron (MJ) Amey, Jr.	G	6-2	185	JR	Vacaville, Calif./Scotland Prep (Pa.)
1	Garrett Anderson	G	6-6	190	SO	Phoenix, Ariz./PHH Prep
2	Rickey Mitchell Jr.	G	6-4	172	FR	Aurora, Colo./Smoky Hill HS
4	Adrame Diongue	C	7-0	190	SO	Dakar, Senegal/Washington State
5	Tibet Görener	F	6-9	205	SR	Istanbul, Turkey/Orange Lutheran HS/Arizona
6	Latrell Davis	G	6-2	195	FR	Leeds, Great Britain/First Baptist Academy (Fla.)
7	Pasha Goodarzi	G	6-3	190	FR	Los Gatos, Calif./Valley Christian HS
8	Iggy Mitchell	G	6-2	200	FR	Sydney, Australia/
13	Alvaro Cardenas	G	6-1	182	JR	Granada, Spain/Get Better Academy
15	Trey Anderson	F	6-7	200	SR	San Diego, Calif./University of South Carolina
20	Christian Wise	F	6-6	205	FR	San Francisco, Calif./Archbishop Riordan HS
21	William Humer	F	6-10	228	SO	Sollentuna, Sweden/McCook CC
22	Robert Vaihola	F	6-8	260	JR	San Mateo, Calif./Fresno State
23	Diogo Seixas	F	6-8	235	FR	Lisbon, Portugal/212 Sports Academy
24	Bennett Blackerby	G	6-0	180	FR	Austin, Texas/L. C. Anderson HS

**Head Coach:** Tim Miles (University of Mary, 1989), 3rd season

**Assistant Coaches:** Damany Hendrix (Lamar, 2003)

Jeff Strohm (Eastern Illinois, 1988)

Ed Gipson (Calumet College of St. Joseph, 2005)

**Recruiting Coordinator:** Austin Sleight (Nebraska, 2020)

**Director of Basketball Operations:** Tim Marrion (Washington State, 2006)

**Athletic Trainer:** Zack Sherwood

### Roster Breakdown by State/Country (Nine Americans, Seven International)

California - 6, Arizona - 1, Colorado - 1, Texas - 1, Senegal - 1, Turkey - 1, Great Britain - 1, Australia - 1, Spain - 1, Sweden - 1, Portugal - 1

### Roster Breakdown by Year

Freshmen - 7, Sophomore - 3, Junior - 3, Senior - 3

### Pronunciation Guide

Alvaro Cardenas - AL-vuh-roh car-DEE-nes

Adrame Diongue - uh-DRAW-may JONG

Tibet Görener - GOR-eh-nur

William Humer - HUGH-mer

Diogo Seixas - say-SHUS

Robert Vaihola - VYE-oh-lah

Damany Hendrix - DAH-mah-nee

### The Spartans on Social Media Men's Basketball

Facebook - /SJSUMBB

X - @SanJoseStateMBB

Instagram - @sanjosestatembb

Tik Tok - @sjsubasketball


### Athletics Department

Facebook - /SJSUspartans

X - @SJSUAthletics

Instagram - @sjsuspartans

YouTube - /SJSUAthletics



**#0 MYRON (MJ) AMEY JR.**  
Guard • 6-2 • JR  
Vacaville, Calif.




**#1 GARRETT ANDERSON**  
Guard • 6-5 • SO  
Phoenix, Ariz.



**#2 RICKEY MITCHELL JR.**  
Guard • 6-4 • FR  
Aurora, Colo.



**#4 ADRAME DIONGUE**  
Center • 7-0 • SO  
Dakar, Senegal



**#5 TIBET GÖRENER**  
Forward • 6-9 • SR  
Istanbul, Turkey



**# 6 LATRELL DAVIS**  
Guard • 6-2 • FR  
Leeds, Great Britain




**# 7 PASHA GOODARZI**  
Guard • 6-3 • FR  
Los Gatos, Calif.




**#8 IGGY MITCHELL**  
Guard • 6-2 • FR  
Sydney, Australia



**#13 ALVARO CARDENAS**  
Guard • 6-1 • JR  
Granada, Spain



**#15 TREY ANDERSON**  
Forward • 6-7 • SR  
San Diego, Calif.



**#20 CHRISTIAN WISE**  
Guard • 6-6 • FR  
San Francisco, Calif.



**#21 WILLIAM HUMER**  
Forward • 6-10 • SO  
Sollentuna, Sweden



**#22 ROBERT VAIHOLA**  
Forward • 6-8 • JR  
San Mateo, Calif.



**#23 DIOGO (DJ) SEIXAS**  
Forward • 6-8 • FR  
Lisbon, Portugal



**#24 BENNETT BLACKERBY**  
Guard • 6-0 • FR  
Austin, Texas




**Tim Miles**  
Head Coach



**Damany Hendrix**  
Assistant Coach



**Jeff Strohm**  
Assistant Coach



**Ed Gipson**  
Assistant Coach



## Tim Miles Head Coach

Tim Miles returns for his third season after a historic run for San José State University men's basketball program during the 2022-23 season. Miles was named the head coach of the Spartans program on April 6, 2021, and brought over 24 years of head coaching experience to the South Bay.

Last season, Miles and Spartans achieved feats that had not been seen in program history including having both the Mountain West Player of the Year in Omari Moore and the Coach of the Year in Miles. Coach was also a Jim Phelan National Coach of the Year Finalist in recognition of the team's 13-win improvement from the previous season

### 2022-23 Highlights

- 21-14 overall record – Most wins for the program since the 1980-81 season (22-9)
- 10-8 in Mountain West play – most MW wins in a season in school history and the best finish in the standings in fifth place
- MW Tournament win over Nevada – first at the conference tournament in school history
- First time the Spartans played in a quarterfinal and semifinal game

- First round win at the Discount Tire CBI over Southern Indiana was the first postseason win in school history in six tries
- 12 home wins was the most since the 2016-17 season
- Omari Moore – MW Player of the Year, the first San José State player to receive a conference Player of the Year award

The Spartans' success propelled them into postseason play in 2022-23 as the team was invited to play in the Discount Tire CBI. The team went 1-1 at the tournament played at the Ocean Center in Daytona Beach, Fla. At the tournament, two of Miles' former players were on coaching staffs of participating teams. Aaron Fearnle was the Associate Head Coach at Charlotte and now interim head coach at Charlotte, while Flynn Clayman was the Associate Head Coach at Southern Utah and is now the Associate Head Coach at High Point.

In his inaugural season Miles posted eight wins which was the most wins since the 2016-2017 season. The Spartans were third in the conference in 3-point shooting percentage under the guidance of Miles. Under the guidance of Miles, the Spartans had a program record 17 3-pointers against Portland State

Miles came to San José State after coaching at the University of Nebraska from 2012-19. During his time in Lincoln, Nebraska saw unprecedented success with some of their most successful seasons in program history. In 2014, just two seasons after being hired, Miles led the team to their first NCAA Tournament in 16 seasons. He was named the Jim Phelan Award winner for national coach of the year and was tabbed the Big Ten Coach of the Year.

That 2013-14 season made Nebraska the talk of college basketball after reaching the tournament despite being selected to finish last in the Big Ten standings in the preseason poll. The Cornhuskers overcame a 1-5 start in conference play by winning 10 out of their last 12 games to finish fourth in the standings with an 11-7 record. Among those wins was a 60-51 victory over No. 9 Michigan State, the program's first road win over a top-10 program since 1997, and a 77-68 defeat of Wisconsin.

The turnaround at Nebraska began immediately under Miles' wing with the Cornhuskers seeing a three-win improvement from 12 to 15 wins in the 2012-13 year. With just one returning starter, Miles and company defeated three NCAA Tournament teams and finished the year off with a victory over Purdue in the Big Ten Tournament. After the success of the Huskers' NCAA Tournament appearance in 2013-14, the following season saw more firsts for the Nebraska program as they achieved a national ranking for the first time since 1995.

In 2017-18, Miles led the Cornhuskers to one of their most successful seasons in program history. Nebraska won 22 games, their most since the 1990-91 campaign, with a school record 13 wins in conference play and earned a bid to the National Invitation Tournament (NIT) for their first postseason appearance in four seasons.

In Miles' final season at Nebraska, the Huskers won 19 games, earned another top-25 ranking in the Associated Press poll and advanced to their second-straight NIT appearance.

In his seven total seasons at the helm of Nebraska men's basketball, Miles guided nine players to All-Big Ten accolades including two-time all-conference pick Terran Petteway, who became the first Husker in program history to win the Big Ten scoring title in 2013-14 with an average of 18.1 points per game.

Miles demands excellence from his student-athletes in the classroom. He guided 17 Nebraska players to Academic All-Big Ten honors, including a conference-best five selections in 2015. In 2014-15, Shamian Shields was the first player in program history to earn first-team Academic All-American honors.

Prior to his extended stint at Nebraska, Miles made a name for himself at Colorado State where he took the Rams to new heights and laid the foundation for what is now one of the top teams in the Mountain West. In five seasons, he increased his win total in each season with his best year being the 2011-12 campaign that saw CSU defeat a school-record three ranked teams en route to their first 20-plus win season since 1997-98. The Rams finished with a 20-12 record, put three players on the all-conference team, and advanced to the NCAA Tournament for the first time in nine years. For his efforts, Miles was named the District VIII Coach of the Year by the U.S. Basketball Writers Association.

The 2011-12 Colorado State team averaged 70.1 points per game and was the Mountain West leader in field goal percentage (47.1), 3-point percentage (40.0) and free throw percentage (76.8). They also were one of just two programs nationwide to rank in the top 10 in both free throw and 3-point percentage. The Rams' 20-win campaign was just

the seventh in program history. Miles quickly turned the Colorado State program around from his first day on campus. His first two seasons saw the Rams battle through growing pains and injuries. Colorado State improved their win total in league play in Miles' second season and finished the year off with a key victory over Wyoming in the Mountain West Tournament.

Years three through five were some of the most successful for the Rams, culminating in CSU's NCAA Tournament bid in 2011-12. In 2009-10, Miles led the Rams to their first postseason appearance in seven years after posting 16 regular-season wins. Colorado State was selected to participate in the College Basketball Invitational (CBI), and Miles was named the Mountain West Coach of the Year by Collegelinsider.com.

The 2010-11 team finished in fourth place in the Mountain West after posting the program's first winning record since 2007. The Rams finished the year 19-13 and earned a berth to the NIT for their second-straight postseason appearance. Miles and company won nine conference games that year and received votes in the top-25 national poll at year's end for the first time since 2005-06.

Before going to CSU, Miles was the head coach of North Dakota State for six seasons, where he guided the program through their transition to Division I. The Bison reached at least 16 wins in each of Miles' final five seasons at the helm. In 2005-06 against 13th ranked Wisconsin. North Dakota State handed the Badgers a 62-55 loss, snapping Wisconsin's 27-game win streak against non-conference opponents. The loss was also just one of 10 non-conference home losses for the Badgers under hall of fame coach Bo Ryan. Miles was awarded the CBS Sportsline Division I Independent Coach of the Year and was a finalist for the Hugh Durham Mid-Major Coach of the Year Award.

Miles was also the catalyst for turning around Southwest Minnesota State University, who he guided for four seasons before joining North Dakota State. Miles posted a 78-39 four-year total, including a program-record 28-win season in 2001. The Mustangs won the 2001 Northern Sun Intercollegiate Conference Championship as well as the NCAA North Central Regional Championship before advancing to the Division II Elite Eight. Miles was named the NSIC and North Central Region Coach of the Year Awards.

Miles made his head coaching debut as the head man at Mayville (N.D.) State University. The program was just 4-44 in the previous two seasons before Miles took over, and he led them to a 35-22 record in three seasons. Miles was inducted into the Mayville State Hall of Fame in 2016.

Before reaching the head coaching ranks, Miles made his coaching debut as an assistant at Northern State. He spent six seasons on staff from 1989-90 to 1994-95, helping lead the program to five NAIA playoff appearances and five regional titles. As the team's recruiting coordinator, he brought in and molded five All-Americans and helped the Wolves advance to the NAIA National Championship in back-to-back seasons.

A native of Doland, S.D., Miles graduated from the University of Mary in Bismarck, N.D., in 1989. He then earned his master's degree in health and physical education from Northern State in 1990. In 2007, he was inducted into the University of Mary Hall of Fame.

Following his stint at Nebraska Miles took a brief two-year pause from coaching, turning in his whistle for a microphone. He began working with the Big Ten Network, Fox Sports and FS1 as an analyst in 2019 and also lent his talents to a podcast called "Inside the Mind of Miles" as part of the "Field of 68" college basketball media network.

Miles and his wife, Kari, have a daughter, Ava who attends San José State, and a son, Gabe, who is a student-athlete at North Dakota State. They have a yellow lab, appropriately named Sammy.

### SEASON-BY-SEASON WITH TIM MILES

Year	School	Record	Postseason
1995-96	Mayville State	17-11 (9-3)	NAIA-II First Round
1996-97	Mayville State	18-11 (10-2)	NAIA-II First Round
1997-98	SW Minnesota State	16-11 (7-5)	
1998-99	SW Minnesota State	16-11 (7-5)	
1999-2000	SW Minnesota State	18-10 (12-6)	
2000-01	SW Minnesota State	28-7 (17-1)	NCAA DII Elite Eight
2001-02	North Dakota State	11-15 (5-13)	
2002-03	North Dakota State	20-11 (9-7)	
2003-04	North Dakota State	16-13 (8-6)	
2004-05	North Dakota State	16-12	
2005-06	North Dakota State	16-12	
2006-07	North Dakota State	20-8	
2007-08	Colorado State	7-25 (0-16)	
2008-09	Colorado State	9-22 (4-12)	
2009-10	Colorado State	16-16 (7-9)	CBI First Round
2010-11	Colorado State	19-13 (9-7)	NIT First Round
2011-12	Colorado State	20-12 (8-6)	NCAA First Round
2012-13	Nebraska	15-18 (5-13)	
2013-14	Nebraska	19-13 (11-7)	NCAA First Round
2014-15	Nebraska	13-18 (5-13)	
2015-16	Nebraska	16-18 (6-12)	
2016-17	Nebraska	12-19 (6-12)	
2017-18	Nebraska	22-11 (13-5)	NIT First Round
2018-19	Nebraska	19-17 (6-14)	NIT Second Round
2021-22	San José State	8-23 (1-17)	
2022-23	San José State	21-14 (10-8)	CBI Quarterfinals
2023-24	San José State	9-16	?
	27 seasons	<b>437-387 (.530), 3 NCAA (2 D1), 3 NIT</b>	

### 2023-24 San Jose St. Men's Basketball Combined Team Statistics All games

**Game Records**

Record	Overall	Home	Away	Neutral
ALL GAMES	9-16	6-6	1-9	2-1
CONFERENCE	2-10	1-5	1-5	0-0
NON-CONFERENCE	7-6	5-1	0-4	2-1

**Score by Periods**

Team	1st	2nd	OT	TOT
San Jose St.	878	902	14	1794
Opponents	881	951	23	1855

**Team Box Score**

No.	Player				Total		3-Point		F-Throw		Rebounds											
		GP-GS	MIN	AVG	FG-FGA	FG%	3FG-3FGA	3FG%	FT-FTA	FT%	OFF	DEF	TOT	AVG	PF	DQ	A	TO	BLK	STL	PTS	AVG
0	AMEY JR., Myron	25-25	805:17	32.2	135-316	.427	52-149	.349	63-81	.778	12	110	122	4.9	34	0	73	44	8	37	385	15.4
13	CARDENAS, Alvaro	25-25	899:51	36.0	127-280	.454	34-91	.374	47-59	.797	15	69	84	3.4	49	0	139	49	3	24	335	13.4
5	GOENERER, Tibet	25-25	838:04	33.5	109-266	.410	55-151	.364	39-55	.709	31	77	108	4.3	38	0	18	28	9	13	312	12.5
15	ANDERSON, Trey	22-22	680:18	30.9	93-187	.497	35-84	.417	29-38	.763	28	71	99	4.5	61	2	23	16	16	11	250	11.4
4	DIONGUE, Adrame	24-22	396:54	16.5	51-82	.622	0-0	.000	15-40	.375	36	70	106	4.4	75	6	19	43	36	10	117	4.9
23	SEIXAS, Diogo	21-1	250:21	11.9	32-64	.500	8-24	.333	12-17	.706	5	21	26	1.2	46	0	14	17	2	7	84	4.0
6	DAVIS, Latrell	24-3	262:36	10.9	31-65	.477	6-21	.286	25-41	.610	9	31	40	1.7	21	0	14	12	1	4	93	3.9
21	HUMER, William	22-2	263:43	12.0	30-62	.484	6-27	.222	10-12	.833	18	29	47	2.1	45	1	14	18	4	7	76	3.5
1	ANDERSON, Garrett	19-0	249:24	13.1	24-65	.369	4-25	.160	4-10	.400	3	24	27	1.4	17	0	7	9	3	8	56	2.9
2	MITCHELL JR., Rickey	18-0	164:38	9.1	17-38	.447	9-28	.321	0-0	.000	6	7	13	0.7	17	0	11	6	1	5	43	2.4
20	WISE, Christian	9-0	96:26	10.7	10-17	.588	0-0	.000	1-2	.500	12	23	35	3.9	11	0	3	3	5	2	21	2.3
7	GOODARZI, Pasha	3-0	19:38	6.5	2-5	.400	2-5	.400	0-0	.000	0	2	2	0.7	2	0	2	1	0	0	6	2.0
25	PERRY, Ryen	8-0	109:05	13.6	4-10	.400	2-4	.500	0-1	.000	0	17	17	2.1	5	0	6	4	2	4	10	1.3
24	BLACKERBY, Bennett	5-0	13:45	2.8	2-2	1.000	2-2	1.000	0-0	.000	0	0	0	0.0	1	0	0	1	0	0	6	1.2
Team											34	37	71					11				
<b>Total</b>		<b>25</b>	<b>5050</b>		<b>667-1459</b>	<b>.457</b>	<b>215-611</b>	<b>.352</b>	<b>245-356</b>	<b>.688</b>	<b>209</b>	<b>588</b>	<b>797</b>	<b>31.9</b>	<b>422</b>	<b>9</b>	<b>343</b>	<b>262</b>	<b>90</b>	<b>132</b>	<b>1794</b>	<b>71.8</b>
<b>Opponents</b>		<b>25</b>	<b>5054</b>		<b>660-1414</b>	<b>.467</b>	<b>182-482</b>	<b>.378</b>	<b>353-510</b>	<b>.692</b>	<b>235</b>	<b>641</b>	<b>876</b>	<b>35.0</b>	<b>372</b>	<b>6</b>	<b>343</b>	<b>266</b>	<b>67</b>	<b>121</b>	<b>1855</b>	<b>74.2</b>

**Team Statistics**

	SJSU	OPP
<b>Scoring</b>	<b>1794</b>	<b>1855</b>
Points per game	71.8	74.2
Scoring margin	-2.4	-
<b>Field goals-att</b>	<b>667-1459</b>	<b>660-1414</b>
Field goal pct	.457	.467
<b>3 point fg-att</b>	<b>215-611</b>	<b>182-482</b>
3-point FG pct	.352	.378
3-pt FG made per game	8.6	7.3
<b>Free throws-att</b>	<b>245-356</b>	<b>353-510</b>
Free throw pct	.688	.692
F-Throws made per game	9.8	14.1
<b>Rebounds</b>	<b>797</b>	<b>876</b>
Rebounds per game	31.9	35.0
Rebounding margin	-3.2	-
<b>Assists</b>	<b>343</b>	<b>343</b>
Assists per game	13.7	13.7
<b>Turnovers</b>	<b>262</b>	<b>266</b>
Turnovers per game	10.5	10.6
Turnover margin	+0.2	-
Assist/turnover ratio	1.3	1.3
<b>Steals</b>	<b>132</b>	<b>121</b>
Steals per game	5.3	4.8
<b>Blocks</b>	<b>90</b>	<b>67</b>
Blocks per game	3.6	2.7
<b>Winning streak</b>	<b>1</b>	<b>-</b>
Home win streak	1	-
<b>Attendance</b>	<b>27902</b>	<b>49477</b>
Home games-Avg/Game	12-2325	10-4948
Neutral site-Avg/Game	-	3-641

**Team Results**

Date	Opponent		Score	Att.
11/07/2023	UC Irvine	W	72-64	1821
11/09/2023	Bethesda (CA)	W	117-72	1484
11/12/2023	at Texas Tech	L	42-56	10443
11/17/2023	vs Abilene Christian	L	71-77	524
11/18/2023	vs Norfolk St.	W	77-53	1024
11/20/2023	vs Hampton	W	71-52	376
11/27/2023	North Dakota St.	W	78-65	1322
11/29/2023	at Cal Poly	Lot	77-81	1352
12/02/2023	at Montana	L	58-75	2524
12/04/2023	at North Dakota St.	Lot	78-83	1946
12/09/2023	New Orleans	W	87-82	1747
12/17/2023	Montana	L	75-86	1701
12/20/2023	Santa Clara	W	81-78	2135
01/02/2024	at Wyoming	L	73-75	3368
01/05/2024	Boise St.	L	69-78	2287
01/09/2024	San Diego St.	L	78-81	4299
01/13/2024	at Air Force	W	70-67	1804
01/16/2024	at Fresno St.	L	82-85	3146
01/24/2024	New Mexico	L	75-95	3118
01/27/2024	UNLV	L	65-77	2982
01/30/2024	at Utah St.	L	61-82	8599
02/02/2024	at Nevada	L	60-90	8512
02/06/2024	Fresno St.	L	57-69	3284
02/09/2024	at Colorado St.	L	47-66	7783
02/13/2024	Air Force	W	73-66	1722

### 2023-24 San Jose St. Men's Basketball Combined Team Statistics In Conference games

**Game Records**

Record	Overall	Home	Away	Neutral
ALL GAMES	2-10	1-5	1-5	0-0
CONFERENCE	2-10	1-5	1-5	0-0
NON-CONFERENCE	0-0	0-0	0-0	0-0

**Score by Periods**

Team	1st	2nd	OT	TOT
San Jose St.	422	388	0	810
Opponents	449	482	0	931

**Team Box Score**

No.	Player	Total					3-Point		F-Throw		Rebounds				Other Stats							
		GP-GS	MIN	AVG	FG-FGA	FG%	3FG-3FGA	3FG%	FT-FTA	FT%	OFF	DEF	TOT	AVG	PF	DQ	A	TO	BLK	STL	PTS	AVG
0	AMEY JR., Myron	12-12	405:22	33.8	66-157	.420	28-77	.364	36-43	.837	4	60	64	5.3	16	0	32	30	3	14	196	16.3
13	CARDENAS, Alvaro	12-12	442:43	36.9	61-131	.466	18-45	.400	21-25	.840	9	33	42	3.5	20	0	65	23	1	12	161	13.4
5	GORENER, Tibet	12-12	390:11	32.5	51-122	.418	26-69	.377	14-21	.667	13	29	42	3.5	23	0	9	11	2	3	142	11.8
15	ANDERSON, Trey	12-12	362:49	30.2	44-99	.444	15-40	.375	19-23	.826	12	33	45	3.8	32	1	11	13	6	7	122	10.2
4	DIONGUE, Adrame	12-11	183:54	15.3	23-43	.535	0-0	.000	4-12	.333	21	25	46	3.8	32	1	9	14	20	5	50	4.2
23	SEIXAS, Diogo	12-1	143:26	12.0	18-37	.486	5-14	.357	3-6	.500	3	10	13	1.1	29	0	9	7	0	3	44	3.7
20	WISE, Christian	6-0	84:55	14.2	7-13	.538	0-0	.000	1-2	.500	11	18	29	4.8	11	0	3	2	4	2	15	2.5
1	ANDERSON, Garrett	12-0	148:44	12.4	13-38	.342	2-16	.125	2-4	.500	0	14	14	1.2	12	0	4	5	2	3	30	2.5
6	DAVIS, Latrell	11-0	92:28	8.4	10-21	.476	2-6	.333	2-8	.250	1	10	11	1.0	10	0	4	4	1	0	24	2.2
2	MITCHELL JR., Rickey	9-0	70:10	7.8	6-15	.400	3-10	.300	0-0	.000	3	3	6	0.7	7	0	3	2	1	0	15	1.7
21	HUMER, William	9-0	70:41	7.9	5-13	.385	1-7	.143	0-0	.000	5	8	13	1.4	13	0	5	5	1	3	11	1.2
24	BLACKERBY, Bennett	2-0	04:39	2.3	0-0	.000	0-0	.000	0-0	.000	0	0	0	0.0	0	0	0	1	0	0	0	0.0
Team											18	17	35					6				
<b>Total</b>		<b>12</b>	<b>2400</b>		<b>304-689</b>	<b>.441</b>	<b>100-284</b>	<b>.352</b>	<b>102-144</b>	<b>.708</b>	<b>100</b>	<b>260</b>	<b>360</b>	<b>30.0</b>	<b>205</b>	<b>2</b>	<b>154</b>	<b>123</b>	<b>41</b>	<b>52</b>	<b>810</b>	<b>67.5</b>
<b>Opponents</b>		<b>12</b>	<b>2400</b>		<b>328-655</b>	<b>.501</b>	<b>95-226</b>	<b>.420</b>	<b>180-260</b>	<b>.692</b>	<b>106</b>	<b>307</b>	<b>413</b>	<b>34.4</b>	<b>155</b>	<b>1</b>	<b>186</b>	<b>108</b>	<b>34</b>	<b>62</b>	<b>931</b>	<b>77.6</b>

**Team Statistics**

	SJSU	OPP
<b>Scoring</b>	<b>810</b>	<b>931</b>
Points per game	67.5	77.6
Scoring margin	-10.1	-
<b>Field goals-att</b>	<b>304-689</b>	<b>328-655</b>
Field goal pct	.441	.501
<b>3 point fg-att</b>	<b>100-284</b>	<b>95-226</b>
3-point FG pct	.352	.420
3-pt FG made per game	8.3	7.9
<b>Free throws-att</b>	<b>102-144</b>	<b>180-260</b>
Free throw pct	.708	.692
F-Throws made per game	8.5	15.0
<b>Rebounds</b>	<b>360</b>	<b>413</b>
Rebounds per game	30.0	34.4
Rebounding margin	-4.4	-
<b>Assists</b>	<b>154</b>	<b>186</b>
Assists per game	12.8	15.5
<b>Turnovers</b>	<b>123</b>	<b>108</b>
Turnovers per game	10.3	9.0
Turnover margin	-1.3	-
Assist/turnover ratio	1.3	1.7
<b>Steals</b>	<b>52</b>	<b>62</b>
Steals per game	4.3	5.2
<b>Blocks</b>	<b>41</b>	<b>34</b>
Blocks per game	3.4	2.8
<b>Winning streak</b>	<b>1</b>	<b>-</b>
Home win streak	1	-
<b>Attendance</b>	<b>17692</b>	<b>33212</b>
Home games-Avg/Game	6-2949	6-5535
Neutral site-Avg/Game	-	0-0

**Team Results**

Date	Opponent	Score	Att.
01/02/2024	at Wyoming	L 73-75	3368
01/05/2024	Boise St.	L 69-78	2287
01/09/2024	San Diego St.	L 78-81	4299
01/13/2024	at Air Force	W 70-67	1804
01/16/2024	at Fresno St.	L 82-85	3146
01/24/2024	New Mexico	L 75-95	3118
01/27/2024	UNLV	L 65-77	2982
01/30/2024	at Utah St.	L 61-82	8599
02/02/2024	at Nevada	L 60-90	8512
02/06/2024	Fresno St.	L 57-69	3284
02/09/2024	at Colorado St.	L 47-66	7783
02/13/2024	Air Force	W 73-66	1722

**2023-24 San Jose St. Men's Basketball**  
**Season Schedule/Results & Leaders**  
**All games**

**Game Records**

Record	Overall	Home	Away	Neutral
ALL GAMES	9-16	6-6	1-9	2-1
CONFERENCE	2-10	1-5	1-5	0-0
NON-CONFERENCE	7-6	5-1	0-4	2-1

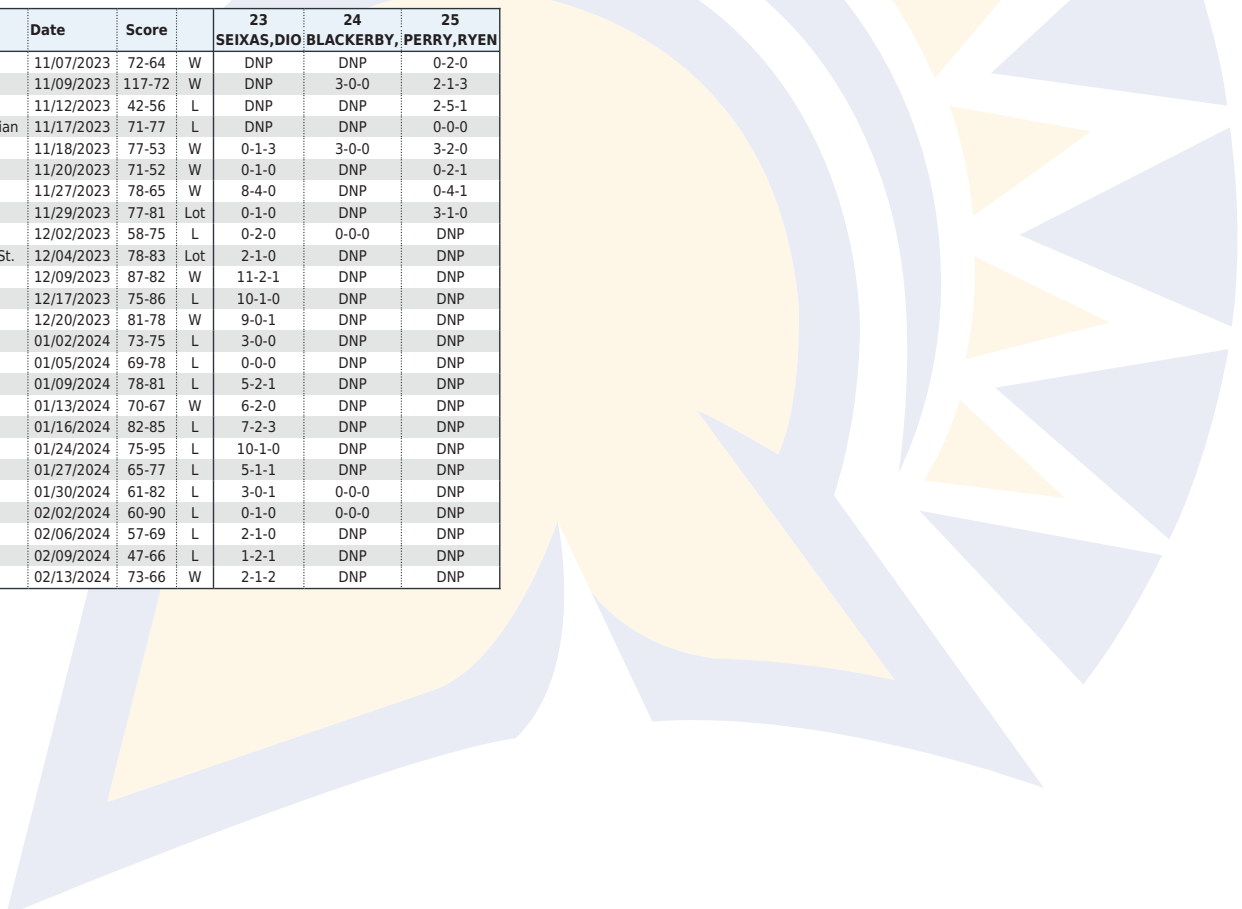
**Team Results**

Date	Opponent		Score	Att.	High Points	High Rebounds
11/07/2023	UC Irvine	W	72-64	1821	(19) ANDERSON, Trey	(5) GORENER, Tibet (5) AMEY JR., Myron
11/09/2023	Bethesda (CA)	W	117-72	1484	(26) GORENER, Tibet	(11) DIONGUE, Adrame
11/12/2023	at Texas Tech	L	42-56	10443	(14) CARDENAS, Alvaro	(6) DIONGUE, Adrame
11/17/2023	vs Abilene Christian	L	71-77	524	(21) AMEY JR., Myron	(9) DIONGUE, Adrame
11/18/2023	vs Norfolk St.	W	77-53	1024	(16) ANDERSON, Trey	(10) ANDERSON, Trey
11/20/2023	vs Hampton	W	71-52	376	(23) CARDENAS, Alvaro	(9) DIONGUE, Adrame
11/27/2023	North Dakota St.	W	78-65	1322	(21) ANDERSON, Trey	(10) AMEY JR., Myron
11/29/2023	at Cal Poly	Lot	77-81	1352	(22) AMEY JR., Myron	(9) GORENER, Tibet
12/02/2023	at Montana	L	58-75	2524	(11) HUMER, William	(7) GORENER, Tibet
12/04/2023	at North Dakota St.	Lot	78-83	1946	(22) CARDENAS, Alvaro	(10) CARDENAS, Alvaro
12/09/2023	New Orleans	W	87-82	1747	(29) AMEY JR., Myron	(7) AMEY JR., Myron
12/17/2023	Montana	L	75-86	1701	(15) AMEY JR., Myron	(6) DAVIS, Latrell (6) HUMER, William
12/20/2023	Santa Clara	W	81-78	2135	(17) AMEY JR., Myron	(9) AMEY JR., Myron
01/02/2024	at Wyoming	L	73-75	3368	(21) CARDENAS, Alvaro	(9) CARDENAS, Alvaro
01/05/2024	Boise St.	L	69-78	2287	(30) AMEY JR., Myron	(6) AMEY JR., Myron
01/09/2024	San Diego St.	L	78-81	4299	(21) CARDENAS, Alvaro	(6) ANDERSON, Trey
01/13/2024	at Air Force	W	70-67	1804	(16) AMEY JR., Myron	(9) AMEY JR., Myron
01/16/2024	at Fresno St.	L	82-85	3146	(32) GORENER, Tibet	(9) DIONGUE, Adrame
01/24/2024	New Mexico	L	75-95	3118	(24) AMEY JR., Myron	(9) AMEY JR., Myron
01/27/2024	UNLV	L	65-77	2982	(18) AMEY JR., Myron	(5) AMEY JR., Myron
01/30/2024	at Utah St.	L	61-82	8599	(14) AMEY JR., Myron	(7) AMEY JR., Myron (7) WISE, Christian
02/02/2024	at Nevada	L	60-90	8512	(14) CARDENAS, Alvaro	(6) DIONGUE, Adrame (6) WISE, Christian
02/06/2024	Fresno St.	L	57-69	3284	(12) CARDENAS, Alvaro	(8) WISE, Christian
02/09/2024	at Colorado St.	L	47-66	7783	(14) CARDENAS, Alvaro	(7) ANDERSON, Trey
02/13/2024	Air Force	W	73-66	1722	(25) AMEY JR., Myron	(4) AMEY JR., Myron

2023-24 San Jose St. Men's Basketball  
Points-rebounds-assists  
All games

Opponent	Date	Score		0 AMEY JR.,M	1 ANDERSON,G	2 MITCHELL J	4 DIONGUE,AD	5 GORENER,TI	6 DAVIS,LATR	7 GOODARZI,P	13 CARDENAS,A	15 ANDERSON,T	20 WISE,CHRIS	21 HUMER,WILL
UC Irvine	11/07/2023	72-64	W	12-5-1	DNP	0-0-0	6-4-1	17-5-0	0-3-1	DNP	11-2-7	19-4-2	DNP	7-4-1
Bethesda (CA)	11/09/2023	117-72	W	12-5-4	DNP	7-2-1	4-11-2	26-9-0	16-3-3	3-2-2	14-2-8	13-7-1	6-2-0	11-2-4
at Texas Tech	11/12/2023	42-56	L	5-2-0	DNP	0-0-0	7-6-1	0-3-0	3-1-0	DNP	14-2-4	9-5-0	DNP	2-3-0
vs Abilene Christian	11/17/2023	71-77	L	21-1-5	DNP	DNP	5-9-2	15-7-1	3-2-0	DNP	12-2-5	11-6-0	DNP	4-8-0
vs Norfolk St.	11/18/2023	77-53	W	15-1-5	DNP	3-0-1	6-6-0	14-7-2	7-2-0	3-0-0	7-3-5	16-10-1	0-2-0	0-1-0
vs Hampton	11/20/2023	71-52	W	12-5-4	DNP	DNP	9-9-0	15-1-0	0-0-0	DNP	23-4-1	12-4-4	DNP	0-0-0
North Dakota St.	11/27/2023	78-65	W	14-10-4	4-0-0	0-0-0	0-0-0	15-4-0	0-0-0	DNP	10-3-7	21-7-2	DNP	6-2-0
at Cal Poly	11/29/2023	77-81	Lot	22-6-2	0-1-1	DNP	2-5-1	17-9-1	0-0-0	DNP	11-4-4	13-2-2	DNP	9-3-0
at Montana	12/02/2023	58-75	L	0-1-2	6-2-0	8-1-1	5-2-0	5-7-0	9-1-0	0-0-0	9-2-5	5-5-0	0-2-0	11-0-1
at North Dakota St.	12/04/2023	78-83	Lot	15-6-4	0-1-0	8-2-1	9-3-0	13-3-1	0-0-0	DNP	22-10-4	9-4-0	DNP	0-1-0
New Orleans	12/09/2023	87-82	W	29-7-1	8-2-1	2-2-1	4-3-3	8-6-1	7-4-1	DNP	16-3-10	DNP	DNP	2-3-2
Montana	12/17/2023	75-86	L	15-0-4	3-4-0	0-0-3	DNP	13-1-2	12-6-2	DNP	11-5-4	DNP	DNP	11-6-1
Santa Clara	12/20/2023	81-78	W	17-9-5	5-3-1	DNP	10-2-0	12-4-1	12-7-3	DNP	14-0-10	DNP	DNP	2-1-0
at Wyoming	01/02/2024	73-75	L	6-4-2	6-3-0	2-3-1	2-1-0	16-6-0	0-1-1	DNP	21-9-4	10-5-0	DNP	7-3-1
Boise St.	01/05/2024	69-78	L	30-6-4	0-0-0	DNP	10-4-1	3-3-0	2-0-0	DNP	9-4-7	13-4-0	DNP	2-0-2
San Diego St.	01/09/2024	78-81	L	20-3-2	4-0-0	DNP	2-4-0	15-2-0	0-1-1	DNP	21-4-6	11-6-3	DNP	0-1-0
at Air Force	01/13/2024	70-67	W	16-9-2	6-1-0	3-0-0	4-3-0	15-5-1	4-1-0	DNP	11-4-9	5-2-0	DNP	0-1-0
at Fresno St.	01/16/2024	82-85	L	13-4-4	0-0-0	0-0-0	2-9-1	32-5-1	0-3-0	DNP	7-3-6	21-6-0	DNP	0-2-0
New Mexico	01/24/2024	75-95	L	24-9-4	0-3-0	0-0-0	9-4-1	12-3-2	3-0-0	DNP	5-1-10	8-4-2	2-2-0	2-3-0
UNLV	01/27/2024	65-77	L	18-5-3	0-1-0	DNP	4-4-2	13-2-0	0-1-0	DNP	14-1-6	11-2-1	DNP	0-0-1
at Utah St.	01/30/2024	61-82	L	14-7-2	0-0-0	3-0-1	6-2-0	9-1-0	5-1-1	DNP	11-1-5	7-4-0	3-7-1	DNP
at Nevada	02/02/2024	60-90	L	10-5-4	0-1-0	4-2-0	2-6-1	5-3-0	10-1-1	DNP	14-3-3	11-0-2	4-6-0	0-1-1
Fresno St.	02/06/2024	57-69	L	7-6-4	8-2-0	3-0-0	4-4-2	6-7-3	DNP	DNP	12-5-2	11-2-0	4-8-1	DNP
at Colorado St.	02/09/2024	47-66	L	13-2-0	0-0-0	0-1-0	2-4-1	9-5-0	0-2-0	DNP	14-4-5	8-7-2	0-4-0	0-2-0
Air Force	02/13/2024	73-66	W	25-4-1	6-3-4	0-0-1	3-1-0	7-0-2	0-0-0	DNP	22-3-2	6-3-1	2-2-1	DNP

Opponent	Date	Score		23 SEIXAS,DIO	24 BLACKERBY,	25 PERRY,RYEN
UC Irvine	11/07/2023	72-64	W	DNP	DNP	0-2-0
Bethesda (CA)	11/09/2023	117-72	W	DNP	3-0-0	2-1-3
at Texas Tech	11/12/2023	42-56	L	DNP	DNP	2-5-1
vs Abilene Christian	11/17/2023	71-77	L	DNP	DNP	0-0-0
vs Norfolk St.	11/18/2023	77-53	W	0-1-3	3-0-0	3-2-0
vs Hampton	11/20/2023	71-52	W	0-1-0	DNP	0-2-1
North Dakota St.	11/27/2023	78-65	W	8-4-0	DNP	0-4-1
at Cal Poly	11/29/2023	77-81	Lot	0-1-0	DNP	3-1-0
at Montana	12/02/2023	58-75	L	0-2-0	0-0-0	DNP
at North Dakota St.	12/04/2023	78-83	Lot	2-1-0	DNP	DNP
New Orleans	12/09/2023	87-82	W	11-2-1	DNP	DNP
Montana	12/17/2023	75-86	L	10-1-0	DNP	DNP
Santa Clara	12/20/2023	81-78	W	9-0-1	DNP	DNP
at Wyoming	01/02/2024	73-75	L	3-0-0	DNP	DNP
Boise St.	01/05/2024	69-78	L	0-0-0	DNP	DNP
San Diego St.	01/09/2024	78-81	L	5-2-1	DNP	DNP
at Air Force	01/13/2024	70-67	W	6-2-0	DNP	DNP
at Fresno St.	01/16/2024	82-85	L	7-2-3	DNP	DNP
New Mexico	01/24/2024	75-95	L	10-1-0	DNP	DNP
UNLV	01/27/2024	65-77	L	5-1-1	DNP	DNP
at Utah St.	01/30/2024	61-82	L	3-0-1	0-0-0	DNP
at Nevada	02/02/2024	60-90	L	0-1-0	0-0-0	DNP
Fresno St.	02/06/2024	57-69	L	2-1-0	DNP	DNP
at Colorado St.	02/09/2024	47-66	L	1-2-1	DNP	DNP
Air Force	02/13/2024	73-66	W	2-1-2	DNP	DNP



2023-24 San Jose St. Men's Basketball  
Team Game-by-Game  
All games

Opponent	Date	Score		Total		3-Pointers		Free throws		Rebounds				PF	A	TO	BLK	STL	PTS	AVG
				FG-FGA	PCT	3FG-3FGA	PCT	FT-FTA	PCT	OFF	DEF	TOT	AVG							
UC Irvine	11/07/2023	72-64	W	23-50	.460	7-21	.333	19-23	.826	5	25	30	30.0	19	13	15	3	7	72	72.0
Bethesda (CA)	11/09/2023	117-72	W	44-75	.587	11-30	.367	18-24	.750	15	33	48	39.0	14	28	14	5	9	117	94.5
at Texas Tech	11/12/2023	42-56	L	18-53	.340	4-25	.160	2-6	.333	9	19	28	35.3	16	6	16	7	2	42	77.0
vs Abilene Christian	11/17/2023	71-77	L	28-61	.459	8-25	.320	7-12	.583	12	26	38	36.0	18	13	7	3	4	71	75.5
vs Norfolk St.	11/18/2023	77-53	W	25-49	.510	16-32	.500	11-15	.733	5	32	37	36.2	18	17	16	5	3	77	75.8
vs Hampton	11/20/2023	71-52	W	28-59	.475	10-27	.370	5-12	.417	11	18	29	35.0	13	10	10	4	10	71	75.0
North Dakota St.	11/27/2023	78-65	W	26-55	.473	11-24	.458	15-20	.750	6	30	36	35.1	16	14	8	6	5	78	75.4
at Cal Poly	11/29/2023	77-81	Lot	28-65	.431	9-25	.360	12-18	.667	15	23	38	35.5	22	11	10	3	6	77	75.6
at Montana	12/02/2023	58-75	L	22-50	.440	5-17	.294	9-14	.643	4	25	29	34.8	10	9	16	3	5	58	73.7
at North Dakota St.	12/04/2023	78-83	Lot	31-69	.449	5-23	.217	11-15	.733	8	28	36	34.9	26	10	7	5	5	78	74.1
New Orleans	12/09/2023	87-82	W	33-63	.524	9-26	.346	12-25	.480	8	27	35	34.9	12	21	8	2	9	87	75.3
Montana	12/17/2023	75-86	L	29-65	.446	11-26	.423	6-9	.667	5	19	24	34.0	20	16	5	1	7	75	75.3
Santa Clara	12/20/2023	81-78	W	28-56	.500	9-26	.346	16-19	.842	6	23	29	33.6	13	21	7	2	8	81	75.7
at Wyoming	01/02/2024	73-75	L	26-59	.441	12-31	.387	9-12	.750	10	27	37	33.9	17	9	11	7	2	73	75.5
Boise St.	01/05/2024	69-78	L	25-59	.424	7-27	.259	12-19	.632	6	17	23	33.1	14	14	7	5	8	69	75.1
San Diego St.	01/09/2024	78-81	L	23-54	.426	9-27	.333	23-25	.920	8	20	28	32.8	23	13	10	0	3	78	75.3
at Air Force	01/13/2024	70-67	W	27-56	.482	9-23	.391	7-8	.875	9	22	31	32.7	16	12	7	4	3	70	74.9
at Fresno St.	01/16/2024	82-85	L	31-66	.470	17-29	.586	3-7	.429	14	22	36	32.9	14	15	9	4	4	82	75.3
New Mexico	01/24/2024	75-95	L	30-63	.476	10-27	.370	5-5	1.000	12	22	34	32.9	14	19	18	9	3	75	75.3
UNLV	01/27/2024	65-77	L	26-53	.491	8-22	.364	5-10	.500	4	16	20	32.3	20	14	10	1	3	65	74.8
at Utah St.	01/30/2024	61-82	L	24-61	.393	5-23	.217	8-10	.800	7	18	25	32.0	16	11	10	1	8	61	74.1
at Nevada	02/02/2024	60-90	L	24-60	.400	8-28	.286	4-9	.444	11	20	31	31.9	24	12	10	3	3	60	73.5
Fresno St.	02/06/2024	57-69	L	24-61	.393	6-18	.333	3-7	.429	9	33	42	32.3	19	12	10	3	2	57	72.8
at Colorado St.	02/09/2024	47-66	L	19-58	.328	6-21	.286	3-6	.500	9	25	34	32.4	12	9	12	2	7	47	71.7
Air Force	02/13/2024	73-66	W	25-39	.641	3-8	.375	20-26	.769	1	18	19	31.9	16	14	9	2	6	73	71.8
<b>Total</b>		<b>1794</b>		<b>667-1459</b>	<b>.457</b>	<b>215-611</b>	<b>.352</b>	<b>245-356</b>	<b>.688</b>	<b>209</b>	<b>588</b>	<b>797</b>	<b>31.9</b>	<b>422</b>	<b>343</b>	<b>262</b>	<b>90</b>	<b>132</b>	<b>1794</b>	<b>71.8</b>
Opponents		1855		660-1414	.467	182-482	.378	353-510	.692	235	641	876	35.0	372	343	266	67	121	1855	74.2

San Jose St. Averages

Games Played	Points/game	FG Pct	3FG Pct	FT Pct	Rebounds/game	Assists/game	Turnovers/game	Assist/Turnover ratio	Steals/game	Blocks/game
25	71.8	45.7	35.2	68.8	31.9	13.7	10.5	1.3	5.3	3.6



**2023-24 San Jose St. Men's Basketball  
Opponents Game-by-Game  
All games**

Opponent	Date	Score	W	Total		3-Pointers		Free throws		Rebounds				PF	A	TO	BLK	STL	PTS	AVG
				FG-FGA	PCT	3FG-3FGA	PCT	FT-FTA	PCT	OFF	DEF	TOT	AVG							
UC Irvine	11/07/2023	72-64	W	23-55	.418	2-12	.167	16-26	.615	7	24	31	31.0	21	11	15	1	7	64	64.0
Bethesda (CA)	11/09/2023	117-72	W	25-61	.410	9-26	.346	13-16	.813	3	21	24	27.5	20	5	15	0	8	72	68.0
at Texas Tech	11/12/2023	42-56	L	23-59	.390	3-16	.188	7-11	.636	14	26	40	31.7	11	10	11	2	7	56	64.0
vs Abilene Christian	11/17/2023	71-77	L	25-59	.424	7-15	.467	20-26	.769	11	22	33	32.0	14	13	6	3	1	77	67.3
vs Norfolk St.	11/18/2023	77-53	W	20-56	.357	2-15	.133	11-21	.524	10	21	31	31.8	19	8	11	4	5	53	64.4
vs Hampton	11/20/2023	71-52	W	19-49	.388	4-20	.200	10-10	1.000	10	25	35	32.3	11	9	22	1	3	52	62.3
North Dakota St.	11/27/2023	78-65	W	22-56	.393	5-19	.263	16-22	.727	8	26	34	32.6	18	8	9	0	3	65	62.7
at Cal Poly	11/29/2023	77-81	Lot	27-54	.500	7-15	.467	20-30	.667	11	26	37	33.1	14	12	11	7	5	81	65.0
at Montana	12/02/2023	58-75	L	31-64	.484	8-22	.364	5-5	1.000	8	27	35	33.3	20	18	11	3	6	75	66.1
at North Dakota St.	12/04/2023	78-83	Lot	27-57	.474	12-24	.500	17-32	.531	10	30	40	34.0	17	17	11	5	3	83	67.8
New Orleans	12/09/2023	87-82	W	33-73	.452	7-19	.368	9-14	.643	17	30	47	35.2	20	12	13	3	5	82	69.1
Montana	12/17/2023	75-86	L	28-58	.483	7-23	.304	23-27	.852	11	33	44	35.9	12	16	9	2	4	86	70.5
Santa Clara	12/20/2023	81-78	W	29-58	.500	14-30	.467	6-10	.600	9	23	32	35.6	20	18	14	2	2	78	71.1
at Wyoming	01/02/2024	73-75	L	24-57	.421	4-12	.333	23-25	.920	7	26	33	35.4	10	10	5	1	6	75	71.4
Boise St.	01/05/2024	69-78	L	28-57	.491	8-18	.444	14-18	.778	12	31	43	35.9	15	14	15	1	2	78	71.8
San Diego St.	01/09/2024	78-81	L	27-57	.474	6-18	.333	21-29	.724	13	24	37	36.0	19	10	8	4	4	81	72.4
at Air Force	01/13/2024	70-67	W	25-48	.521	9-21	.429	8-14	.571	5	20	25	35.4	11	14	7	6	2	67	72.1
at Fresno St.	01/16/2024	82-85	L	33-60	.550	11-25	.440	8-10	.800	6	23	29	35.0	9	15	7	4	4	85	72.8
New Mexico	01/24/2024	75-95	L	34-67	.507	10-19	.526	17-26	.654	14	21	35	35.0	9	15	6	5	11	95	73.9
UNLV	01/27/2024	65-77	L	30-44	.682	7-15	.467	10-20	.500	2	24	26	34.6	11	15	11	2	3	77	74.1
at Utah St.	01/30/2024	61-82	L	30-50	.600	6-12	.500	16-23	.696	7	32	39	34.8	15	16	14	3	6	82	74.5
at Nevada	02/02/2024	60-90	L	29-60	.483	11-23	.478	21-33	.636	18	27	45	35.2	13	23	5	2	7	90	75.2
Fresno St.	02/06/2024	57-69	L	23-58	.397	9-24	.375	14-24	.583	8	31	39	35.4	14	17	7	1	5	69	74.9
at Colorado St.	02/09/2024	47-66	L	25-51	.490	6-17	.353	10-12	.833	3	31	34	35.3	10	24	11	5	7	66	74.5
Air Force	02/13/2024	73-66	W	20-46	.435	8-22	.364	18-26	.692	11	17	28	35.0	19	13	12	0	5	66	74.2
<b>Total</b>		<b>1855</b>		<b>660-1414</b>	<b>.467</b>	<b>182-482</b>	<b>.378</b>	<b>353-510</b>	<b>.692</b>	<b>235</b>	<b>641</b>	<b>876</b>	<b>35.0</b>	<b>372</b>	<b>343</b>	<b>266</b>	<b>67</b>	<b>121</b>	<b>1855</b>	<b>74.2</b>
San Jose St.		1794		667-1459	.457	215-611	.352	245-356	.688	209	588	797	31.9	422	343	262	90	132	1794	71.8

**Opponents Averages**

Games Played	Points/game	FG Pct	3FG Pct	FT Pct	Rebounds/game	Assists/game	Turnovers/game	Assist/Turnover ratio	Steals/game	Blocks/game
25	74.2	46.7	37.8	69.2	35.0	13.7	10.6	1.3	4.8	2.7

**San Jose State Player Game Highs**

Points.....	32.....	Tibet Görener, at Fresno St, 1/16
FG Made.....	12.....	Tibet Görener, at Fresno St, 1/16
FG Attempts.....	19.....	Myron (MJ) Amey, vs. New Orleans, 12/9
3-Pt. FG Made.....	7.....	Tibet Görener, at Fresno St, 1/16
3-Pt. FG Attempts.....	10.....	Myron (MJ) Amey Jr., vs. Boise St, 1/5
Free Throws Made.....	10.....	Alvaro Cardenas, vs. Air Force, 2/13
Free Throws Attempts.....	12.....	Alvaro Cardenas, vs. Air Force, 2/15
Rebounds.....	11.....	Adrame Diongue, vs. Bethesda, 11/9
Assists.....	10.....	Alvaro Cardenas, vs. New Orleans, 12/9
.....	10.....	Alvaro Cardenas, vs. Santa Clara, 12/20
.....	10.....	Alvaro Cardenas, vs. New Mexico, 1/24
Steals.....	4.....	Myron (MJ) Amey Jr., vs. Santa Clara, 12/20
Blocked Shots.....	4.....	Adrame Diongue, at Wyoming, 1/2
.....	4.....	Adrame Diongue, vs. Boise St, 1/5
.....	4.....	Adrame Diongue, vs. New Mexico, 1/24
Turnovers.....	4.....	Tibet Görener, vs. UC Irvine, 11/7
.....	4.....	Adrame Diongue, vs. Bethesda, 11/9
.....	4.....	Alvaro Cardenas, at Texas Tech, 11/12
.....	4.....	Adrame Diongue, at Texas Tech, 11/12
.....	4.....	Myron (MJ) Amey Jr., vs. Boise St, 1/5
.....	4.....	Myron (MJ) Amey Jr., vs. New Mexico, 1/24
.....	4.....	Alvaro Cardenas, at Utah St, 1/30
.....	4.....	Myron (MJ) Amey Jr., at Nevada, 2/2
Fouls.....	5.....	Adrame Diongue, vs. UC Irvine, 11/7
.....	5.....	Adrame Diongue, at Texas Tech, 11/12
.....	5.....	Adrame Diongue, vs. North Dakota St, 11/27
.....	5.....	Adrame Diongue, at Cal Poly, 11/29
.....	5.....	Trey Anderson, at Cal Poly, 11/29
.....	5.....	Adrame Diongue, at North Dakota St, 12/4
.....	5.....	William Humer, vs. Santa Clara, 12/20
.....	5.....	Adrame Diongue, vs. San Diego St, 1/9
.....	5.....	Trey Anderson, at Air Force, 1/13

**San Jose State Game Highs**

Points.....	117.....	vs. Bethesda, 11/9
Points, Half.....	61.....	vs. Bethesda, 11/9
FG Made.....	44.....	vs. Bethesda, 11/9
FG Attempts.....	75.....	vs. Bethesda, 11/9
FG Percentage.....	641.....	vs. Air Force, 2/13
3-Pt. FG Made.....	17.....	at Fresno St, 1/16
3-Pt. FG Attempts.....	32.....	vs. Norfolk St, 11/18
Free Throws Made.....	23.....	vs. San Diego St, 1/9
Free Throws Attempts.....	26.....	vs. Air Force, 2/13
Rebounds.....	48.....	vs. Bethesda, 11/9
Assists.....	28.....	vs. Bethesda, 11/9
Steals.....	9.....	vs. Bethesda, 11/9
.....	9.....	vs. New Orleans, 12/9
Blocked Shots.....	9.....	vs. New Mexico, 1/24
Turnovers.....	18.....	vs. New Mexico, 1/24
Fouls.....	24.....	at Nevada, 2/2

**San Jose State Game Lows**

Points.....	42.....	at Texas Tech, 11/12
Points, Half.....	21 (both halves).....	at Texas Tech, 11/12
FG Made.....	18.....	at Texas Tech, 11/12
FG Attempts.....	39.....	vs. Air Force, 2/13
FG Percentage.....	340.....	at Texas Tech, 11/12
3-Pt. FG Made.....	3.....	vs. Air Force, 2/13
3-Pt. FG Attempts.....	8.....	vs. Air Force, 2/13
Free Throws Made.....	2.....	at Texas Tech, 11/12
Free Throws Attempts.....	5.....	vs. New Mexico, 1/24
Rebounds.....	19.....	vs. Air Force, 2/13
Assists.....	6.....	at Texas Tech, 11/12
Steals.....	2.....	at Texas Tech, 11/12
.....	2.....	vs. Fresno State, 2/6
Blocked Shots.....	0.....	vs. San Diego St, 1/9
Turnovers.....	5.....	vs. Montana, 12/17
Fouls.....	12.....	vs. New Orleans, 12/9

**Opponent Player Game Highs**

Points.....	31.....	Jonathan Ileleji, Bethesda, 11/9
.....	31.....	Jaedon LeDee, San Diego St, 1/9
.....	31.....	Grant Osobor, Utah St, 1/30
FG Made.....	11.....	Jonathan Ileleji, Bethesda, 11/9
.....	11.....	O'Mar Stanley, Boise St, 1/5
FG Attempts.....	25.....	Jordan Johnson, New Orleans, 12/9
3-Pt. FG Made.....	9.....	Carlos Marshall Jr., Santa Clara, 12/20
3-Pt. FG Attempts.....	14.....	Carlos Marshall Jr., Santa Clara, 12/20
Free Throws Made.....	14.....	Jaedon LeDee, San Diego St, 1/9
Free Throws Attempts.....	19.....	Jaedon LeDee, San Diego St, 1/9
.....	19.....	Grant Osobor, Utah St, 1/30
Rebounds.....	15.....	Laolu Oke, Montana, 12/17
Assists.....	11.....	Isaiah Stevens, Colorado St, 2/9
Steals.....	5.....	Jonathan Ileleji, Bethesda, 11/9
Blocked Shots.....	5.....	JT Toppin, New Mexico, 1/24
Fouls.....	5.....	Michael Henry, Bethesda, 11/9
.....	5.....	Jah Short, New Orleans, 12/9
.....	5.....	Cameron Tongue, Santa Clara, 12/20

**Opponent Game Highs**

Points.....	95.....	New Mexico, 1/24
FG Made.....	33.....	New Orleans, 12/9
.....	33.....	Fresno St, 1/16
FG Attempts.....	66.....	Fresno St, 1/16
FG Percentage.....	682.....	UNLV, 1/27
3-Pt. FG Made.....	14.....	Santa Clara, 12/20
3-Pt. FG Attempts.....	30.....	Bethesda, 11/9
Free Throws Made.....	23.....	Montana, 12/27
.....	23.....	Wyoming, 1/2
Free Throw Attempts.....	33.....	Nevada, 2/2
Rebounds.....	47.....	New Orleans, 12/9
Assists.....	24.....	Colorado St, 2/9w
Steals.....	11.....	New Mexico, 1/24
Blocked Shots.....	7.....	Cal Poly, 11/29
Turnovers.....	15.....	UC Irvine, 11/7
.....	15.....	Bethesda, 11/9
.....	15.....	Boise St, 1/5
Fouls.....	21.....	UC Irvine, 11/7

**Opponent Game Lows**

Points.....	53.....	Norfolk State, 11/18
Points, Half.....	19.....	Hampton, 11/20
FG Made.....	19.....	Hampton, 11/20
FG Attempts.....	48.....	Air Force, 1/14
FG Percentage.....	390.....	Texas Tech, 11/12
3-Pt. FG Made.....	2.....	UC Irvine, 11/7
.....	2.....	Norfolk State, 11/18
3-Pt. FG Attempts.....	12.....	UC Irvine, 11/7
.....	12.....	Wyoming, 1/2
.....	12.....	Utah State, 1/30
Free Throws Made.....	5.....	UNLV, 1/27
Free Throws Attempts.....	10.....	Fresno St, 1/16
.....	10.....	UNLV, 1/27
Rebounds.....	24.....	Bethesda, 11/9
Assists.....	5.....	Bethesda, 11/9
Steals.....	1.....	Abilene Christian, 11/17
Blocked Shots.....	0.....	Bethesda, 11/9
.....	0.....	North Dakota St, 11/27
Turnovers.....	5.....	Wyoming, 1/2
Fouls.....	9.....	Fresno St, 1/16

## THE LAST TIME.....

### A PLAYER SCORED 30 OR MORE POINTS:

32, by Tibet Görener, at Fresno St, Jan. 16, 2024

### AN OPPONENT SCORED 30 OR MORE POINTS:

31, by Grant Osobor, Utah State, Jan. 30, 2024

### A PLAYER COLLECTED 20 OR MORE REBOUNDS:

20, by Wil Carter, at Hawai'i, Jan. 7, 2012.

### AN OPPONENT COLLECTED 20 OR MORE REBOUNDS:

20, by Nico Carvacho, Colorado State, Feb. 10, 2018

### A PLAYER COLLECTED 10 OR MORE ASSISTS:

10, by Alvaro Cardenas, vs. New Mexico, Jan. 24, 2024

### AN OPPONENT COLLECTED 10 OR MORE ASSISTS:

11, by Isaiah Stevens, Colorado State, Feb. 9, 2024

### A PLAYER HAD 5 OR MORE STEALS:

5, by Omari Moore, vs. UNLV, Feb. 19, 2021

### AN OPPONENT HAD 5 OR MORE STEALS:

5, by Jonathan Ileleji, Bethesda, Nov. 29, 2023

### A PLAYER HAD 5 OR MORE BLOCKED SHOTS:

5, by Ibrahima Diallo, at Boise State, Jan. 3, 2023

### AN OPPONENT HAD 5 OR MORE BLOCKED SHOTS:

5, by JT Toppin, New Mexico, Jan. 24, 2024

### A PLAYER MADE 10 OR MORE FIELD GOALS:

12, by Tibet Görener, at Fresno State, Jan. 16, 2024

### AN OPPONENT MADE 10 OR MORE FIELD GOALS:

11, by O'Mar Stanley, Boise State, Jan. 5, 2024

### A PLAYER ATTEMPTED 20 OR MORE FIELD GOALS:

25, by Omari Moore, vs. Nevada, March 9, 2023

### AN OPPONENT ATTEMPTED 20 OR MORE FIELD GOALS:

20, by Sam Griffin, Wyoming, Jan. 2, 2024

### A PLAYER MADE 10 OR MORE FREE THROWS:

10, by Alvaro Cardenas, vs. Air Force, Feb. 13, 2024

### AN OPPONENT MADE 10 OR MORE FREE THROWS:

13, by Rytis Ptraitis, Air Force, Feb. 13, 2024

### A PLAYER MADE 5 OR MORE 3-PT FIELD GOALS:

7, by Tibet Görener, at Fresno State, Jan. 16, 2024

### AN OPPONENT MADE 5 OR MORE 3-PT FIELD GOALS:

5, by Isaiah Hill, Fresno State, Jan. 16, 2024

### A PLAYER ATTEMPTED 10 OR MORE 3-PT FGS:

10, by Myron (MJ) Amey Jr., vs. Boise State, Jan. 5, 2024

### AN OPPONENT ATTEMPTED 10 OR MORE 3-PT FIELD GOALS:

14, by Carlos Marshall Jr., Santa Clara, Dec. 20, 2023

### SAN JOSÉ STATE SCORED 100 OR MORE POINTS:

117 (117-72 win) vs. Bethesda, Nov. 9, 2023

### AN OPPONENT SCORED 100 OR MORE POINTS:

111 (111-80 loss) vs. Wyoming, Mar. 10, 2021

### SJSU SHOT AT LEAST 60% FROM THE FIELD IN A GAME:

64.1 (25-39) vs. Air Force, Feb. 13, 2024

### A TEAM SHOT AT LEAST 60% FROM THE FIELD IN A GAME VS. SJSU:

60.0 (30-50) by Utah State, Jan. 30, 2024

### SAN JOSÉ STATE HAD TWO PLAYERS SCORE 20 POINTS IN A GAME:

25, Myron (MJ) Amey Jr.; 22, Alvaro Cardenas, vs. Air Force, Feb. 13, 2024

### SAN JOSÉ STATE HAD THREE OR MORE PLAYERS WITH 10 OR MORE REBOUNDS IN A GAME:

13 by Ashtin Chastain, 12 by Michael Steadman, 12 by Craig LeCesne vs. Air Force, Jan. 26, 2019

### SAN JOSÉ STATE HAD FIVE OR MORE PLAYERS WITH 10 OR MORE POINTS IN A GAME:

17 by Myron (MJ) Amey Jr., 14 by Alvaro Cardenas, 12 by Latrell Davis, 12 by Tibet Görener, 11 by Alvaro Cardenas, 10 by Adrame Diongue vs. Santa Clara, Dec. 20, 2023

### SAN JOSÉ STATE HAD TWO OR MORE PLAYERS WITH 10 OR MORE POINTS & 10 OR MORE REBOUNDS IN A GAME:

38 points and 12 rebounds by Richard Washington, 15 points and 12 rebounds by Omari Moore, vs. Fresno Pacific, Dec. 9, 2020

### A SAN JOSÉ STATE PLAYER SCORED 30 OR MORE POINTS IN SUCCESSIVE GAMES:

30, vs. Nevada, on Feb. 12, 2011, and 35, vs. Montana State on Feb. 15, 2011, by Adrian Oliver.

### A SAN JOSÉ STATE PLAYER SCORED 20 OR MORE POINTS AND COLLECTED 20 OR MORE REBOUNDS IN A GAME:

21 points and 20 rebounds on Jan. 7, 2012, by Wil Carter.

### SAN JOSÉ STATE WON BY 30 OR MORE POINTS:

45 (117-72) vs. Bethesda, November 9, 2023

### SAN JOSÉ STATE LOST BY 30 OR MORE POINTS:

30 (90-60), at Nevada, February 2, 2024

### SAN JOSÉ STATE WON FIVE OR MORE STRAIGHT GAMES:

5, Dec. 5, 1998 through Dec. 27, 1998

### SAN JOSÉ STATE WON AN IN-SEASON TOURNAMENT:

2011 Elgin Baylor Classic in Seattle, Wash.

### SAN JOSÉ STATE BEAT A NATIONALLY-RANKED TEAM:

Alabama was ranked 19th in the Associated Press poll on Dec. 27, 1996, when San José State posted a 60-59 overtime win in the Comerica Cable Car Classic.

### A SPARTAN HAD A TRIPLE-DOUBLE

18 pts, 10 reb., 10 assists, by Omari Moore, vs. New Mexico, Feb. 20, 2022

# 2023-24 San José State Men's Basketball

20-20-20-20



Official Basketball Box Score - Final  
**UC Irvine at San Jose St.**  
 11/07/23 Provident Credit Union Event Center, San Jose, CA  
 2023-24 Men's Basketball

Game Time: 7:00 PM  
 Game Duration: 1:57  
 Attendance: 1,821

Officials: Greg Nixon, Gerry Pollard, Tony Padilla

NO.	Name	Min	FG		3P		FT		Rebounds		Fouls		TP	AS	TO	ST	Blocks		+/-
			M-A	M-A	M-A	M-A	OR	DR	PF	FD	BS	BA							
11	Devin Tillis	26:07	4-9	0-2	4-4	1	4	5	4	2	12	2	1	1	0	0	0	0	-3
15	Bent Leuchten	C 22:38	4-9	0-1	6-9	2	4	4	1	6	14	1	1	1	0	0	0	-2	
2	Justin Hohn	G 27:11	3-9	2-5	0-2	0	4	4	2	2	8	0	3	0	0	0	0	-2	
3	Pierre Crockrell II	G 22:30	2-5	0-0	0-0	0	0	0	3	0	4	5	2	0	0	1	-1		
4	Andre Henry	G 27:50	3-8	0-1	1-2	1	5	6	0	1	7	1	0	2	0	1	-8		
21	Langston Redfield	13:01	0-1	0-0	0-0	1	0	1	0	0	0	1	2	0	1	1	-8		
1	Derin Saran	17:30	3-5	0-1	2-4	0	1	1	1	4	8	0	1	1	0	0	-9		
13	Hayden Welling	02:56	0-0	0-0	0-0	0	0	0	0	0	0	0	1	0	0	0	-1		
31	Dean Keeler	12:58	2-5	0-0	3-5	0	2	2	3	4	7	1	1	0	0	0	-7		
0	Dylan Thorneer	11:58	0-2	0-0	0-0	1	1	0	0	0	0	0	1	0	0	0	-4		
43	Akiva McBirney-Griffin	04:24	1-1	0-0	0-0	0	0	0	0	1	2	0	0	0	0	0	1		
10	Ofure Ujadughele	10:57	1-1	0-0	0-0	1	3	4	0	2	0	3	1	0	0	0	-4		
Team						1	0	1			0								
Totals		23:55	2-12	16-26	7	24	31	21	19	64	11	15	7	1	3	0	-8		

Technical Fouls: NONE

NO.	Name	Min	FG		3P		FT		Rebounds		Fouls		TP	AS	TO	ST	Blocks		+/-
			M-A	M-A	M-A	M-A	OR	DR	PF	FD	BS	BA							
5	Tibet Gorener	F 32:33	4-8	3-4	6-6	2	3	5	0	3	17	0	4	0	1	0	1	0	
15	Trey Anderson	F 33:37	7-9	2-3	3-4	0	4	4	2	6	19	2	0	2	1	0	0	18	
4	Adrame Diongue	C 14:56	3-4	0-0	0-0	1	3	4	5	0	6	1	1	1	0	0	0		
0	Myron Amey Jr.	G 28:08	3-8	0-2	6-6	0	5	5	1	5	12	1	2	2	0	0	8		
13	Alvaro Cardenas	G 35:15	4-11	1-4	2-3	1	1	2	3	4	11	7	2	2	0	1	5		
6	Latrell Davis	13:56	0-1	0-0	0-2	1	2	3	1	0	1	1	0	1	0	0	3		
21	William Humer	25:04	2-8	1-7	2-2	0	4	4	2	2	7	1	3	0	0	0	8		
2	Rickey Mitchell Jr.	03:40	0-1	0-1	0-0	0	0	0	0	0	0	0	1	0	0	0	1		
25	Ryen Perry	12:51	0-0	0-0	0-0	0	2	2	1	0	0	0	0	0	1	0	-4		
Team						0	1	1			0								
Totals		23:50	7-21	19-23	5	25	30	19	21	72	13	15	7	3	1	8			

Technical Fouls: NONE

UCI	SJSU	Points from Turnovers	UCI	SJSU	Period by Period Scoring			
					1st	2nd	TOT	
Biggest lead	3 (1 <sup>st</sup> 19:31)	13 (2 <sup>nd</sup> 12:12)	13	13	UCI	24	40	64
Best Scoring Run	7 (2 <sup>nd</sup> 10:01)	9 (2 <sup>nd</sup> 12:12)	38	24	SJSU	24	48	72
Lead Changes	5		Second Chance	9	2			
Times Tied	4		Fast Breaks	10	10			
Time with Lead	02:10	33:43	Bench	19	7			



Official Basketball Box Score - Final  
**San Jose St. at Texas Tech**  
 11/12/23 United Supermarkets Arena, Lubbock  
 2023-24 Men's Basketball

Game Time: 1:00 PM  
 Game Duration: 1:55  
 Attendance: 10,443

Officials: Darron George, Chris Pacsi, James Duke

NO.	Name	Min	FG		3P		FT		Rebounds		Fouls		TP	AS	TO	ST	Blocks		+/-
			M-A	M-A	M-A	M-A	OR	DR	PF	FD	BS	BA							
5	Tibet Gorener	F 36:50	0-7	0-4	0-0	0	3	0	3	1	0	0	3	1	1	2	0	-12	
15	Trey Anderson	F 35:41	4-9	1-5	0-2	3	5	2	2	9	0	1	0	1	0	1	0	-15	
4	Adrame Diongue	C 20:27	3-3	0-0	1-2	3	3	6	5	4	7	1	4	0	2	0	1		
0	Myron Amey Jr.	G 23:30	2-11	0-4	0-2	0	2	2	1	1	5	0	0	0	2	0	-10		
13	Alvaro Cardenas	G 34:46	6-15	2-7	0-0	2	2	3	0	14	4	4	1	1	0	0	-6		
6	Latrell Davis	08:44	1-2	1-2	0-0	1	0	1	0	3	0	2	0	0	0	0	-6		
21	William Humer	19:34	1-3	0-2	0-0	0	3	3	2	2	2	0	1	0	0	0	-15		
2	Rickey Mitchell Jr.	04:39	0-0	0-0	0-0	0	0	0	0	0	0	0	0	0	0	0	2		
25	Ryen Perry	15:51	1-3	0-1	0-0	0	5	5	1	0	2	1	1	0	0	0	-1		
Team						0	1	1			0								
Totals		18:53	4-25	2-6	9	19	28	16	9	42	6	16	2	7	2	-14			

Technical Fouls: Diongue 2<sup>nd</sup>:56

NO.	Name	Min	FG		3P		FT		Rebounds		Fouls		TP	AS	TO	ST	Blocks		+/-
			M-A	M-A	M-A	M-A	OR	DR	PF	FD	BS	BA							
5	Darrion Williams	F 32:45	4-8	1-2	0-0	3	3	6	1	1	9	2	1	2	0	0	16		
22	Warren Washington	F 24:30	4-8	0-0	0-3	3	2	5	3	2	8	1	1	1	1	0	5		
2	Pop Isaacs	G 34:24	1-7	1-4	5-6	2	5	7	0	3	8	5	1	2	0	0	17		
6	Joe Toussaint	G 34:47	4-11	1-5	1-1	0	3	3	1	5	10	1	0	0	0	1	14		
35	Devan Cambridge	G 28:23	7-12	0-1	1-1	2	3	5	4	2	15	0	2	0	1	1	7		
1	Lamar Washington	13:02	2-6	0-1	0-0	1	3	4	1	1	4	0	1	0	0	0	-1		
0	Chance McMillian	25:51	1-5	0-0	0-0	2	4	6	1	1	2	1	0	2	0	1	14		
25	Robert Jennings	01:43	0-1	0-0	0-0	0	0	0	0	0	0	0	0	1	0	0	-2		
23	Eemeli Yalaho	04:35	0-1	0-0	0-0	0	0	0	0	0	0	0	1	0	0	1	0		
Team						1	3	4			0								
Totals		23:59	3-16	7-11	14	26	40	11	15	56	10	11	7	2	7	14			

Technical Fouls: Cambridge 2<sup>nd</sup>:8, 01:11 Washington 2<sup>nd</sup>:56

SJS	TTU	Points from Turnovers	SJS	TTU	Period by Period Scoring			
					1st	2nd	TOT	
Biggest lead	4 (2 <sup>nd</sup> 18:00)	14 (2 <sup>nd</sup> 0:23)	4	19	SJS	21	21	42
Best Scoring Run	5 (1 <sup>st</sup> 11:59)	10 (2 <sup>nd</sup> 0:23)	22	38	TTU	22	34	56
Lead Changes	19		Second Chance	6	13			
Times Tied	5		Fast Breaks	2	6			
Time with Lead	18:31	18:20	Bench	7	6			



Official Basketball Box Score - Final  
**Bethesda (CA) at San Jose St.**  
 11/09/23 Provident Credit Union Event Center, San Jose, CA  
 2023-24 Men's Basketball

Game Time: 6:00 PM  
 Game Duration: 1:41  
 Attendance: 1,484

Officials: Verne Harris, Michael Greenstein, Doug Sturdivan

NO.	Name	Min	FG		3P		FT		Rebounds		Fouls		TP	AS	TO	ST	Blocks		+/-
			M-A	M-A	M-A	M-A	OR	DR	PF	FD	BS	BA							
0	Stephen Perry	G 27:55	5-11	3-7	2-2	0	1	1	2	4	15	1	3	0	0	0	0	-26	
1	Jonathan Joseph	G 21:51	2-4	1-1	5-6	0	0	0	3	2	10	1	0	1	0	2	-20		
10	Jonathan Ieleji	G 36:18	11-23	3-9	6-8	0	3	3	1	5	31	0	2	5	0	1	-37		
23	Michael Henry	G 20:09	2-7	0-2	0-0	0	2	2	5	2	4	0	3	0	0	0	-21		
24	Selah Robins	G 29:16	1-4	0-0	0-0	1	5	6	2	0	2	0	1	0	0	0	-28		
4	Amare Chapel	12:37	2-4	1-3	0-0	0	1	1	1	0	5	1	1	0	0	0	-18		
21	Andre Wright	24:19	0-2	0-1	0-0	0	4	4	3	1	0	1	1	2	0	0	-31		
15	Kizhoniye Blunt	02:59	0-0	0-0	0-0	0	1	1	1	0	0	0	1	0	0	0	-3		
33	Jayland Reed	11:27	1-4	1-3	0-0	0	1	1	1	0	3	0	1	0	0	0	-16		
32	Timmy Yee	09:27	0-0	0-0	0-0	1	0	1	0	0	1	2	0	0	0	0	-17		
13	Michael Plumley	03:42	1-2	0-0	0-0	0	0	0	0	0	2	0	0	0	0	0	-8		
Team						1	3	4			0								
Totals		25:61	9-26	13-16	3	21	24	21	14	72	5	15	8	0	5	-45			

Technical Fouls: Coach 1<sup>st</sup>:3, 40



# 2023-24 San José State Men's Basketball

# 22-22-22-22



Official Basketball Box Score - Final  
**San Jose St. at Montana**  
 12/02/23 Dahlberg Arena, Missoula  
 2023-24 Men's Basketball

Game Time: 1:00 PM  
 Game Duration: 1:46  
 Attendance: 2,504

Officials: Chad Shepherd, Justin Albrecht, Tommy Johnson

NO.	Name	Min	FG		3P		FT		Rebounds		Fouls		TP	AS	TO	ST	Blocks			+/-
			M-A	M-A	M-A	M-A	OR	DR	TOT	PF	FD	BS					BA	BA		
5	Tibet Gorener	F 28:50	1-7	1-4	2-3	1	6	7	1	2	5	0	1	1	1	1	1	1	1	-17
15	Trey Anderson	F 25:37	2-8	1-3	0-2	0	5	5	3	3	5	0	0	0	0	0	1	1	1	-14
4	Adrame Diongue	C 13:12	2-3	0-0	1-2	0	2	2	2	1	5	0	0	3	1	1	0	1	0	-15
0	Myron Amey Jr.	G 19:42	0-4	0-2	0-0	0	1	1	1	3	0	2	2	0	0	0	0	0	-17	
13	Alvaro Cardenas	G 28:12	4-6	1-1	0-0	0	2	2	0	1	9	5	3	1	0	0	0	0	-22	
21	William Humer	16:23	5-7	0-1	1-1	0	0	0	0	2	11	1	1	0	0	0	0	0	-5	
1	Garrett Anderson	17:24	2-3	0-0	2-2	1	1	2	0	2	6	0	0	0	0	0	0	0	-4	
6	Latrell Davis	13:13	3-4	0-0	3-4	0	1	1	0	3	9	0	1	0	0	0	0	0	-4	
23	Diogo Seixas	07:28	0-2	0-1	0-0	0	2	2	1	2	0	0	0	0	0	0	0	0	-2	
2	Rickey Mitchell Jr.	18:23	3-6	2-5	0-0	1	0	1	0	1	8	1	1	2	0	0	0	0	-1	
7	Pasha Goodarzi	05:42	0-0	0-0	0-0	0	0	0	0	0	0	0	0	0	0	0	0	0	6	
20	Christian Wise	02:57	0-0	0-0	0-0	0	0	2	0	2	0	0	0	0	0	0	0	0	5	
24	Bennett Blackerby	02:57	0-0	0-0	0-0	0	0	0	0	1	0	0	0	0	0	0	0	0	5	
Team							1	3	4											
Totals		22:50	5-17	9-14	4	25	29	10	20	58	9	16	5	3	3	17				

Shooting By Period	
1st FG%	9-25 36.0%
3PT%	3-8 37.5%
FT%	3-7 42.9%
2nd FG%	13-25 52.0%
3PT%	2-9 22.2%
FT%	6-7 85.7%
GM FG%	22-50 44.0%
3PT%	5-17 29.4%
FT%	9-14 64.3%

Dead Ball Rebounds: 2, 0



Official Basketball Box Score - Final  
**San Jose St. at North Dakota St.**  
 12/04/23 Scheels Center, Fargo  
 2023-24 Men's Basketball

Game Time: 7:00 PM  
 Game Duration: 2:07  
 Attendance: 1,946

Officials: Lewis Garrison, Todd Von Sossan, Steve McJunkins

NO.	Name	Min	FG		3P		FT		Rebounds		Fouls		TP	AS	TO	ST	Blocks			+/-
			M-A	M-A	M-A	M-A	OR	DR	TOT	PF	FD	BS					BA	BA		
5	Tibet Gorener	F 41:33	5-10	2-7	1-1	0	3	3	1	2	13	1	1	1	1	2	0	0	-4	
15	Trey Anderson	F 40:00	3-8	0-3	3-3	2	2	4	3	3	9	0	0	0	1	1	0	0	-1	
4	Adrame Diongue	C 17:10	4-6	0-0	1-3	0	3	5	2	9	0	2	0	0	2	0	0	0	0	
0	Myron Amey Jr.	G 33:49	6-15	1-5	2-4	1	5	6	4	3	15	4	0	2	0	0	0	0	-12	
13	Alvaro Cardenas	G 40:41	9-18	0-2	4-4	0	10	10	4	5	22	4	1	1	1	0	0	0	-2	
1	Garrett Anderson	04:42	0-2	0-0	0-0	0	1	1	0	0	0	0	0	0	2	0	1	0	-3	
21	William Humer	09:10	0-0	0-0	0-0	0	1	1	3	1	0	0	0	0	0	0	0	0	-4	
2	Rickey Mitchell Jr.	25:10	3-6	2-5	0-0	1	1	2	3	0	8	1	0	1	0	0	0	0	-3	
6	Latrell Davis	03:19	0-0	0-0	0-0	0	0	0	0	1	0	0	0	0	0	0	0	0	-1	
23	Diogo Seixas	09:27	1-4	0-1	0-0	0	1	1	3	0	2	0	0	0	0	0	0	0	-2	
Team							4	1	5											
Totals		31:69	5-23	11-15	8	28	36	26	17	78	10	7	5	5	5	5				

Shooting By Period	
1st FG%	11-24 45.8%
3PT%	4-11 36.4%
FT%	0-3 0%
2nd FG%	17-33 51.5%
3PT%	1-8 12.5%
FT%	9-10 90%
GM FG%	27 28.6%
3PT%	0-4 0.0%
FT%	2-2 100%
GM FG%	31-69 44.9%
3PT%	5-23 21.7%
FT%	11-15 73.3%

Dead Ball Rebounds: 3, 0

North Dakota St. - 83		Record: 5-4																	
23	Andrew Morgan	F 15:10	4-6	1-1	1-2	0	2	2	4	3	10	0	1	0	0	1	0	0	0
2	Tajavis Miller	G 36:59	4-8	2-4	0-2	3	7	10	2	1	10	5	1	0	1	0	1	0	3
10	Damari Wheeler-Thomas	G 36:60	2-10	0-2	7-10	0	2	2	3	6	11	3	2	1	0	0	0	0	9
11	Jacari White	G 34:50	4-8	3-5	2-3	0	5	5	5	13	2	0	1	1	2	2	0	0	2
14	Boden Skunberg	G 43:34	5-13	2-6	0-0	2	6	8	0	1	12	4	4	0	0	2	2	0	2
34	Noah Feddersen	27:53	5-6	1-1	6-11	1	5	6	2	8	17	1	1	1	0	0	0	0	2
12	Lance Waddles	18:12	2-3	2-3	0-2	0	0	0	1	1	6	2	0	0	1	0	1	0	1
5	Jeremiah Burke	07:45	1-3	1-2	0-0	1	0	1	0	0	3	0	1	0	2	0	0	0	2
33	Sam Hastroiter	01:26	0-0	0-0	0-0	0	0	0	0	0	0	0	0	0	0	0	0	0	3
22	Joshua Streit	02:12	0-0	0-0	1-2	2	0	2	0	1	1	0	0	0	0	0	0	0	1
Team							1	3	4										
Totals		27:57	12-24	17-32	10	30	40	17	26	83	17	11	3	5	5	5			

Shooting By Period	
1st FG%	11-24 45.8%
3PT%	8-14 57.1%
FT%	6-9 66.7%
2nd FG%	13-27 48.1%
3PT%	3-8 37.5%
FT%	7-18 38.9%
GM FG%	3-6 50.0%
3PT%	1-2 50.0%
FT%	4-5 80%
GM FG%	27-57 47.4%
3PT%	12-24 50.0%
FT%	17-32 53.1%

Dead Ball Rebounds: 7, 1

Biggest lead		SJSU		NDSU		Points from Turnovers		SJSU		NDSU		Period by Period Scoring		
2	(2nd 17:17)	15	(1st 5:19)	6	2	1st	2nd	OT1	TOT	SJSU	28	44	6	78
Best Scoring Run	13(2nd 18:19)	8(1st 12:03)	50	26	8	8	6	3	10	27	10	27		
Lead Changes	8	8	10											
Times Tied	10													
Time with Lead	04:28	35:17												



Official Basketball Box Score - Final  
**New Orleans at San Jose St.**  
 12/09/23 Provident Credit Union Event Center, San Jose, CA  
 2023-24 Men's Basketball

Game Time: 2:00 PM  
 Game Duration: 1:51  
 Attendance: 1,747

Officials: Michael Scypchens, Shawn Lehigh, Matt Ditty

NO.	Name	Min	FG		3P		FT		Rebounds		Fouls		TP	AS	TO	ST	Blocks			+/-
			M-A	M-A	M-A	M-A	OR	DR	TOT	PF	FD	BS					BA	BA		
3	D'Ante Bell	F 14:33	2-6	0-0	1-2	3	1	4	3	3	5	0	0	0	0	0	0	0	2	
5	Tyson Jackson	F 13:44	4-5	0-0	1-1	1	2	3	4	1	9	0	0	0	0	1	0	0	-10	
1	Jordan Johnson	G 36:54	9-25	4-12	2-4	0	4	4	2	24	6	3	1	0	0	0	0	0	-12	
15	Carlos Hart	G 19:26	1-2	0-0	0	0	4	4	1	2	2	1	3	2	1	0	0	0	-4	
20	Khaleb Wilson-Rouse	G 33:57	2-7	1-4	0-0	0	3	3	0	5	2	3	0	0	0	0	0	0	-6	
13	Jamond Vincent	32:03	4-8	0-0	1-1	0	4	4	1	2	9	1	2	1	0	0	0	0	-1	
0	Mason Jones	08:58	1-4	0-0	0-0	1	1	0	0	2	0	0	0	0	0	0	0	0	13	
23	James Glisson III	19:29	2-4	2-2	0-0	2	4	6	1	1	6	0	0	0	0	0	0	0	2	
4	Omarion Henry	07:04	1-5	0-1	0-1	1	2	0	0	2	1	1	0	1	0	0	0	0	3	
2	Jah Short	17:29	7-7	0-0	4-6	6	2	8	5	3	18	1	0	1	0	0	0	0	-6	
Team							4	4	8											
Totals		33:73	7-19	9-14	17	30	47	20	12	82	12	13	5	3	2	-5				

Shooting By Period	
1st FG%	16-33 48.5%
3PT%	6-17 35.3%
FT%	2-11 18.2%
2nd FG%	17-30 56.7%
3PT%	3-9 33.3%
FT%	10-14 71.4%
GM FG%	33-63 52.4%
3PT%	9-26 34.6%
FT%	12-25 48.0%

Dead Ball Rebounds: 1, 0



Official Basketball Box Score - Final  
**Montana at San Jose St.**  
 12/17/23 Provident Credit Union Event Center, San Jose  
 2023-24 Men's Basketball

Game Time: 2:00 PM  
 Game Duration: 1:43  
 Attendance: 1,701

# 2023-24 San José State Men's Basketball

# 23-23-23-23



Official Basketball Box Score - Final  
**Santa Clara at San Jose St.**  
 12/02/23 Provident Credit Union Event Center, San Jose  
 2023-24 Men's Basketball

Game Time: 7:00 PM  
 Game Duration: 1:45  
 Attendance: 2,135

Officials: Tony Padilla, Gregory Nixon, DG Nelson

Santa Clara - 78		Record: 8-5												
NO.	Name	Min	FG	3P	FT	Rebounds	Fouls	TP	AS	TO	ST	Blocks	+	-
			M-A	M-A	M-A	OR DR TOT	PF FD					BS BA		
14	Johnny O'Neil	F 25:44	2-8	2-7	0-0	2 3 5	3 0	6	3	0	1	0	1	-1
10	Francisco Caffaro	C 16:08	2-4	0-0	0-1	2 2 4	3 3	4	2	3	0	1	0	-8
0	Brenton Knapper	G 22:48	2-4	2-3	0-0	0 3 3	1 0	6	2	0	0	0	0	-2
4	Adama Bal	G 36:17	4-7	1-3	5-6	0 2 2	4 4	14	5	2	0	0	0	3
22	Carlos Marshall Jr.	G 35:29	10-19	9-14	0-0	2 3 5	1 0	29	6	2	0	0	1	2
21	Camaron Tongue	F 17:15	5-7	0-0	1-2	1 2 3	5 5	11	0	3	0	0	0	9
1	Tyreee Bryan	23:11	2-6	0-2	1-1	4 5 1	1 1	4	0	1	0	1	0	-7
44	Jake Ensinger	14:16	0-1	0-1	0-0	0 2 2	2 0	0	0	1	1	0	0	-2
3	Kosy Akametu	02:20	0-0	0-0	0-0	0 0 0	0 0	0	0	1	1	0	0	-7
20	Luke McEldon	06:32	2-2	0-0	0-0	1 0 1	0 0	4	0	1	0	0	0	-2
Team						0 2 2		0	0					
<b>Totals</b>			29-58	14-30	6-10	9 23 32	20 13	78	18	14	2	2	2	-3

Technical Fouls: NONE

Shooting By Period	
1st FG%	14-30 46.7%
3PT%	8-16 50.0%
FT%	3-6 50%
2nd FG%	15-28 53.6%
3PT%	6-14 42.9%
FT%	3-4 75%
GM FG%	29-58 50.0%
3PT%	14-30 46.7%
FT%	6-10 60.0%

Dead Ball Rebounds: 1, 0



Official Basketball Box Score - Final  
**San Jose St. at Wyoming**  
 01/02/23 Arena-Auditorium, Laramie, Wyo.  
 2023-24 Men's Basketball

Game Time: 6:30 PM  
 Game Duration: 1:44  
 Attendance: 3,368

Officials: Gregory Nixon, Randy Richardson, DG Nelson

San Jose St. - 73		Record: 7-7 (0-1)												
NO.	Name	Min	FG	3P	FT	Rebounds	Fouls	TP	AS	TO	ST	Blocks	+	-
			M-A	M-A	M-A	OR DR TOT	PF FD					BS BA		
5	Tibet Gorener	F 32:58	5-9	3-5	3-4	2 4 6	1 4	16	0	3	1	1	1	0
15	Trey Anderson	F 32:07	3-6	1-3	3-4	0 5 5	1 2	10	0	3	0	0	0	-6
4	Adrame Diongue	C 17:47	1-4	0-0	0-0	1 0 1	1 0	2	0	0	0	0	0	-2
0	Myron Arney Jr.	G 26:48	2-8	2-6	0-0	0 4 4	3 0	6	2	1	0	0	0	-13
13	Alvaro Cardenas	G 38:42	8-13	4-5	1-2	7 9 1	3 21	4	0	1	0	0	1	0
6	Latrell Davis	11:33	0-3	0-2	0-0	0 1 1	1 0	0	1	1	0	0	0	2
21	William Humer	13:59	3-5	1-3	0-0	1 2 3	4 0	7	1	2	0	0	0	2
23	Diogo Seixas	04:54	1-1	1-1	0-0	0 0 0	0 3	0	1	0	0	0	0	-4
2	Rickey Anderson	14:26	2-8	0-5	2-2	0 3 3	0 1	6	0	0	0	0	0	-4
2	Rickey Mitchell Jr.	06:46	1-2	0-1	0-0	2 1 3	2 0	2	1	0	0	1	0	7
Team						2 2 2		0	0					
<b>Totals</b>			26-59	12-31	9-12	10 27 37	17 10	73	9	11	2	7	1	-2

Technical Fouls: NONE

Shooting By Period	
1st FG%	18-35 51.4%
3PT%	9-18 50.0%
FT%	2-2 100%
2nd FG%	8-24 33.3%
3PT%	3-13 23.1%
FT%	7-10 70%
GM FG%	26-59 44.1%
3PT%	12-31 38.7%
FT%	9-12 75.0%

Dead Ball Rebounds: 0, 0

San Jose St. - 81		Record: 7-6												
NO.	Name	Min	FG	3P	FT	Rebounds	Fouls	TP	AS	TO	ST	Blocks	+	-
			M-A	M-A	M-A	OR DR TOT	PF FD					BS BA		
5	Tibet Gorener	F 37:00	4-8	2-5	2-2	0 4 4	1 2	12	1	2	1	0	0	0
21	William Humer	F 11:30	0-0	0-0	2-2	1 0 1	5 1	2	0	0	0	0	0	17
0	Myron Arney Jr.	G 38:41	6-13	3-9	2-2	0 9 9	0 3	17	5	0	4	1	0	2
6	Latrell Davis	G 25:56	3-7	1-3	5-6	3 4 7	1 4	12	3	0	2	0	1	-5
13	Alvaro Cardenas	G 40:00	5-14	2-6	2-2	0 0 0	0 4	14	10	1	0	0	0	3
4	Adrame Diongue	18:21	4-5	0-0	2-4	0 2 2	3 5	10	0	3	0	1	1	-14
1	Garrett Anderson	18:24	2-4	1-3	0-0	1 2 3	1 0	5	1	0	1	0	0	10
23	Diogo Seixas	09:57	4-5	0-0	1-1	0 0 0	2 1	9	1	1	0	0	0	2
Team						1 2 3		0	0					
<b>Totals</b>			28-56	9-26	16-19	6 23 29	13 20	81	21	7	8	2	2	3

Technical Fouls: NONE

Shooting By Period	
1st FG%	16-29 55.2%
3PT%	5-12 41.7%
FT%	5-6 83.3%
2nd FG%	12-27 44.4%
3PT%	4-14 28.6%
FT%	11-13 84.6%
GM FG%	28-56 50.0%
3PT%	9-26 34.6%
FT%	16-19 84.2%

Dead Ball Rebounds: 2, 0

Wyoming - 75		Record: 8-6 (1-0)												
NO.	Name	Min	FG	3P	FT	Rebounds	Fouls	TP	AS	TO	ST	Blocks	+	-
			M-A	M-A	M-A	OR DR TOT	PF FD					BS BA		
33	Mason Walters	F 35:41	2-5	0-1	4-4	0 5 5	1 3	8	3	1	2	0	0	6
44	Caden Powell	F 15:01	2-6	0-0	4-4	1 1 2	4 2	8	1	1	1	1	1	-6
1	Brendan Griffin	G 34:30	1-6	0-3	0-0	1 3 4	3 1	2	0	1	0	0	1	5
3	Sam Wilson	G 36:15	10-20	2-5	1-2	0 6 6	0 1	23	2	2	1	0	2	4
13	Akuel Kot	G 33:19	4-8	2-3	4-5	1 3 4	1 5	14	2	0	1	0	1	3
15	Oleg Kojenets	19:25	5-12	0-0	8-8	2 3 5	1 4	18	0	1	0	2	4	
2	Kobe Newton	22:58	0-0	0-0	2-2	0 3 3	0 1	2	2	0	0	0	0	-1
5	Cam Manyawu	02:51	0-0	0-0	0-0	0 0 0	0 0	0	0	0	0	0	0	-5
Team						2 2 4		0	0					
<b>Totals</b>			24-57	4-12	23-25	7 26 33	10 17	75	10	5	6	1	7	2

Technical Fouls: NONE

Shooting By Period	
1st FG%	8-27 29.6%
3PT%	1-5 20.0%
FT%	18-19 94.7%
2nd FG%	16-30 53.3%
3PT%	3-7 42.9%
FT%	5-6 83.3%
GM FG%	24-57 42.1%
3PT%	4-12 33.3%
FT%	23-25 92.0%

Dead Ball Rebounds: 1, 0

SCU		SJSU	
Biggest lead	5 (1st 13:30)	11 (2nd 16:42)	
Best Scoring Run	8 (2nd 7:34)	11 (2nd 16:42)	
Lead Changes	8		
Times Tied	7		
Time with Lead	04:45	31:56	

Points from Turnovers		SCU		SJSU		Period by Period Scoring		
1st	2nd	TOT	1st	2nd	TOT	1st	2nd	TOT
Paint	30	34						
Second Chance	10	9						
Fast Breaks	6	13						
Bench	19	24						

SJS		WYO	
Biggest lead	17 (1st 3:54)	2 (2nd 4:24)	
Best Scoring Run	12 (1st 7:01)	6 (1st 16:08)	
Lead Changes	3		
Times Tied	5		
Time with Lead	34:12	00:40	

Points from Turnovers		SJS		WYO		Period by Period Scoring		
1st	2nd	TOT	1st	2nd	TOT	1st	2nd	TOT
Paint	20	36						
Second Chance	12	7						
Fast Breaks	0	6						
Bench	18	20						



Official Basketball Box Score - Final  
**Boise St. at San Jose St.**  
 01/05/24 Provident Credit Union Event Center, San Jose  
 2023-24 Men's Basketball

Game Time: 7:30 PM  
 Game Duration: 1:54  
 Attendance: 2,287

Officials: Randy McCall, Michael Reed, Kipp Kissinger

Boise St. - 78		Record: 10-4 (1-0)												
NO.	Name	Min	FG	3P	FT	Rebounds	Fouls	TP	AS	TO	ST	Blocks	+	-
			M-A	M-A	M-A	OR DR TOT	PF FD					BS BA		
1	O'Mar Stanley	F 32:07	11-17	0-1	8-10	5 6 11	2 5 30	3	1	0	0	2	11	
2	Tyson Degenhart	F 36:36	8-15	2-2	3-4	3 3 6	1 4	21	1	0	1	0	1	11
0	Roddie Anderson III	G 23:58	0-2	0-0	0-0	0 5 5	2 0	0	3	3	1	0	1	19
11	Chibuzo Agbo	G 29:06	6-11	3-6	0-0	2 5 7	4 1	15	1	2	0	0	0	12
12	Max Rice	G 38:01	3-8	3-7	3-4	0 7 7	2 2	12	4	3	0	0	0	7
15	Jace Whiting	14:47	0-1	0-0	0-0	1 2 3	1 1	0	1	3	0	0	0	-9
31	Cam Martin	11:39	0-0	0-0	0-0	0 3 3	1 0	1	2	0	0	0	0	-7
13	Andrew Meadow	13:46	0-3	0-2	0-0	1 0 1	1 0	1	0	0	0	0	0	1
Team						0 0 0		0	1					

# 2023-24 San José State Men's Basketball

# 24-24-24-24



Official Basketball Box Score - Final  
**San Jose St. at Air Force**  
 01/19/24 Clune Arena, U.S. Air Force Academy  
 2023-24 Men's Basketball

Game Time: 7:30 PM  
 Game Duration: 1:43  
 Attendance: 1,804

Officials: Wilson Holland, Doran Gotschall, Layne Barney

NO. Name	Min	FG		3P		FT		Rebounds		Fouls		TP	AS	TO	ST	Blocks		+/-
		M-A	M-A	M-A	M-A	OR	DR	TOT	PF	FD	BS					BA		
5 Tibet Gorener	F 34:03	5-13	2-6	3-4	2	3	5	3	2	15	1	0	0	0	1	-2		
15 Trey Anderson	F 14:60	2-2	1-1	0-0	1	1	2	5	0	5	0	0	1	0	0	-6		
4 Adrame Diongue	C 14:46	2-2	0-0	0-0	3	0	3	0	2	4	0	2	0	0	0	0		
0 Myron Arney Jr.	G 36:51	5-12	2-4	4-4	0	9	9	0	6	16	2	1	1	1	2	-3		
13 Alvaro Cardenas	G 38:22	5-11	1-3	0-0	4	4	1	1	11	9	0	1	1	1	2	0		
23 Diogo Seixas	15:40	2-3	2-3	0-0	2	2	3	0	6	0	1	0	0	0	0	-2		
1 Garrett Anderson	20:04	3-8	0-3	0-0	0	1	1	1	0	6	0	1	0	0	1	11		
6 Latrell Davis	12:35	2-3	0-1	0-0	0	1	1	0	4	0	1	0	0	0	0	7		
21 William Humer	03:43	0-0	0-0	0-0	0	1	1	1	0	0	0	1	0	0	0	2		
2 Rickey Mitchell Jr.	08:57	1-2	1-2	0-0	0	0	0	1	0	3	0	0	0	0	0	8		
Team					3	0	3											
Totals		27-56	9-23	7-8	9	22	31	16	11	70	12	7	3	4	6	3		

Shooting By Period	
1st FG%	18-29 62.1%
3PT%	5-10 50.0%
FT%	5-6 83.3%
2nd FG%	9-27 33.3%
3PT%	4-13 30.8%
FT%	2-2 100%
GM FG%	27-56 48.2%
3PT%	9-23 39.1%
FT%	7-8 87.5%

Dead Ball Rebounds: 1, 0

Technical Fouls: NONE

NO. Name	Min	FG		3P		FT		Rebounds		Fouls		TP	AS	TO	ST	Blocks		+/-
		M-A	M-A	M-A	M-A	OR	DR	TOT	PF	FD	BS					BA		
14 Beau Becker	F 35:33	6-11	3-7	3-4	2	5	7	1	3	18	2	0	0	2	0	-7		
31 Rytis Petrailis	F 32:50	5-8	1-1	4-9	0	7	7	2	11	15	4	3	1	1	0	9		
5 Ethan Taylor	G 37:47	7-12	5-8	0-0	1	2	0	0	19	0	0	0	1	2	-3			
23 Kellan Boylan	G 24:59	2-2	0-0	1-1	0	2	2	4	1	5	1	1	0	1	0	-10		
24 Jeffrey Mills	G 33:29	1-8	0-3	0-0	0	0	0	1	1	2	5	1	0	0	1	-5		
11 Byron Brown	15:40	1-1	0-0	0-0	0	1	1	1	0	2	2	0	0	0	0	-6		
3 Luke Kearney	04:27	2-4	0-2	0-0	0	0	0	1	0	4	0	0	0	1	1	4		
13 Chase Beasley	15:15	1-2	0-0	0-0	2	2	4	1	0	2	0	0	0	0	0	3		
Team					0	2	2			0								
Totals		25-48	9-21	8-14	5	20	25	11	16	67	14	7	2	6	4	-3		

Technical Fouls: NONE

Biggest lead	SJSU		Points from Turnovers	SJSU		AF	Period by Period Scoring		
	15 (1st 0:14)	5 (2nd 2:22)		5	4		1st	2nd	TOT
Best Scoring Run	6 (2nd 1:19)		11 (2nd 14:13)	Paint	34		30		
Lead Changes	5		Second Chance	12		3			
Times Tied	4		Fast Breaks	2		2			
Time with Lead	34:20	04:23	Bench	19		8			
				AF	33	34	67		



Official Basketball Box Score - Final  
**San Jose St. at Fresno St.**  
 01/19/24 Sage Mart Center, Fresno  
 2023-24 Men's Basketball

Game Time: 7:00 PM  
 Game Duration: 1:46  
 Attendance: 3,146

Officials: Michael Reed, Michael Ingvig, Mike Littlewood

NO. Name	Min	FG		3P		FT		Rebounds		Fouls		TP	AS	TO	ST	Blocks		+/-
		M-A	M-A	M-A	M-A	OR	DR	TOT	PF	FD	BS					BA		
5 Tibet Gorener	F 38:16	12-17	7-9	1-2	3	2	5	1	1	32	1	2	0	0	1	2		
15 Trey Anderson	F 34:33	8-12	5-5	0-0	3	3	6	1	1	21	0	1	1	0	0	6		
4 Adrame Diongue	F 18:07	1-3	0-0	0-0	3	6	9	4	2	2	1	0	0	3	0	7		
0 Myron Arney Jr.	G 35:37	4-12	3-5	2-3	0	4	4	3	1	13	4	2	0	0	1	3		
13 Alvaro Cardenas	G 35:04	3-10	1-4	0-0	2	1	3	2	1	7	6	3	1	0	0	-7		
6 Latrell Davis	08:27	0-2	0-0	0-2	1	2	3	2	1	0	0	1	0	0	0	-12		
23 Diogo Seixas	19:27	3-7	1-3	0-0	1	1	2	1	1	7	3	0	1	0	1	-4		
1 Garrett Anderson	02:46	0-1	0-1	0-0	0	0	0	0	0	0	0	0	0	0	0	-8		
21 William Humer	03:30	0-2	0-2	0-0	1	1	2	0	1	0	0	0	0	0	0	-6		
2 Rickey Mitchell Jr.	04:13	0-0	0-0	0-0	0	0	0	0	0	0	0	0	0	0	0	4		
Team					0	2	2			0								
Totals		31-66	17-29	3-7	14	22	36	14	9	82	15	9	4	4	4	-3		

Shooting By Period	
1st FG%	15-32 46.9%
3PT%	9-17 52.9%
FT%	1-2 50%
2nd FG%	16-34 47.1%
3PT%	8-12 66.7%
FT%	2-5 40%
GM FG%	31-66 47.0%
3PT%	17-29 58.6%
FT%	3-7 42.9%

Dead Ball Rebounds: 2, 0

Technical Fouls: NONE

NO. Name	Min	FG		3P		FT		Rebounds		Fouls		TP	AS	TO	ST	Blocks		+/-
		M-A	M-A	M-A	M-A	OR	DR	TOT	PF	FD	BS					BA		
35 Eduardo Andre	F 15:35	2-3	0-0	0-1	1	2	3	3	1	4	0	3	1	1	1	9		
10 Enoch Boakye	C 27:25	5-7	0-0	0-0	2	11	13	0	1	10	1	1	1	3	1	-7		
3 Isaiah Hill	G 36:52	7-13	5-8	5-5	1	5	6	1	5	24	9	0	0	0	0	9		
21 Isaiiah Pope	G 30:26	4-8	1-1	3-4	0	1	1	1	2	12	1	1	1	0	0	-11		
53 Xavier DuSelle	G 20:30	4-10	3-8	0-0	1	0	1	2	0	11	0	0	0	0	1	3		
23 Leo Colimero	26:59	2-3	0-1	0-0	0	1	1	1	1	4	1	0	1	0	0	11		
0 Donovan Yap Jr.	27:34	6-11	1-5	0-0	0	2	2	0	3	13	1	2	0	0	0	-5		
5 Jalen Weaver	14:39	3-5	1-2	0-0	1	0	1	1	1	7	2	0	0	0	0	6		
Team					0	1	1			0								
Totals		33-60	11-25	8-10	6	23	29	9	14	85	15	7	4	4	4	3		

Shooting By Period	
1st FG%	18-32 56.3%
3PT%	3-10 30.0%
FT%	0-1 0%
2nd FG%	15-28 53.6%
3PT%	8-15 53.3%
FT%	9-9 88.9%
GM FG%	33-60 55.0%
3PT%	11-25 44.0%
FT%	8-10 80.0%

Dead Ball Rebounds: 1, 0

Technical Fouls: NONE

Biggest lead	SJS		Points from Turnovers	FST		AF	Period by Period Scoring		
	5 (2nd 18:12)	11 (1st 9:08)		8	9		1st	2nd	TOT
Best Scoring Run	6 (1st 1:10)		8 (1st 10:36)	Paint	24		40		
Lead Changes	22		Second Chance	19		9			
Times Tied	5		Fast Breaks	0		9			
Time with Lead	11:17	26:08	Bench	7		24			
				FST	39	46	85		



Official Basketball Box Score - Final  
**New Mexico at San Jose St.**  
 01/24/24 Provident Credit Union Event Center, San Jose  
 2023-24 Men's Basketball

Game Time: 8:00 PM  
 Game Duration: 1:48  
 Attendance: 3,118

Officials: Verne Harris, Frank Harvey III, Janetta Graham

NO. Name	Min	FG		3P		FT		Rebounds		Fouls		TP	AS	TO	ST	Blocks		+/-
		M-A	M-A	M-A	M-A	OR	DR	TOT	PF	FD	BS					BA		
15 JT Toppin	F 31:26	5-11	0-1	4-5	3	7	10	3	3	14	2	2	0	5	3	30		
23 Nelly Joseph	F 27:10	2-3	0-0	6-10	0	2	7	2	5	10	1	1	4	0	0	15		
2 Donovan Dent	G 29:53	7-14	2-3	1-2	0	0	0	0	1	17	6	0	3	0	1	22		
5 Jamal Mashburn, Jr.	G 34:25	7-11	2-3	1-1	0	4	4	1	1	17	2	1	0	0	0	19		
10 Jaalen House	G 32:16	6-15	3-7	3-4	1	2	3	1	2	18	4	0	2	0	3	14		
22 Mustapha Amzil	19:27	2-3	1-2	2-2	2	3	5	0	1	7	0	0	0	0	0	-6		
3 Tru Washington	11:57	2-5	1-1	0-2	1	0	1	2	1	5	0	1	1	0	2	5		
0 Jemarl Baker Jr.	11:29	2-4	1-2	0-0	0	0	0	0	0	5	0	1	1	0	0	0		
21 Sebastian Forsling	01:57</																	



# 2023-24 San José State Men's Basketball

# 25-25-25-25



Official Basketball Box Score - Final  
**San Jose State at #17 Utah State**  
 01/30/24 Dee Glen Smith Spectrum, Logan, Utah  
 2023-24 Men's Basketball

Game Time: 7:00 PM  
 Game Duration: 1:46  
 Attendance: 8,599

Officials: Randy McCall, Greg Nixon, DG Nelson

NO.	Name	Min	FG			3P			FT			Rebounds			Fouls			TP	AS	ST	Blocks			+/-
			M-A	M-A	M-A	M-A	M-A	M-A	M-A	OR	DR	TOT	PF	FD	PF	FD	PF				FD	BS	BA	
5	Tibet Gorener	F 30:00	3-10	1-5	2-2	0	1	1	1	2	9	0	0	1	0	2	-17							
15	Trey Anderson	F 30:01	2-8	1-3	2-2	1	3	4	2	2	7	0	0	0	0	0	-14							
4	Adrame Diongue	C 17:06	3-4	0-0	0-0	0	2	2	4	1	6	0	0	2	0	-16								
0	Myron Amey Jr.	G 34:03	6-18	1-7	1-1	2	5	7	0	2	14	2	3	2	0	-14								
13	Alvaro Cardenas	G 35:17	5-11	1-3	0-0	1	1	1	2	11	5	4	1	0	0	-18								
23	Diogo Seixas	09:37	1-1	0-0	1-1	0	0	0	3	1	3	1	1	1	0	0	-1							
1	Garrett Anderson	08:34	0-2	0-0	0-0	0	0	0	0	1	0	0	0	0	0	-11								
2	Rickey Mitchell Jr.	11:52	1-2	1-2	0-0	0	0	0	0	3	1	1	0	0	0	-15								
20	Christian Wise	14:57	1-2	0-0	1-2	3	4	7	4	3	3	1	0	0	0	-4								
6	Latrell Davis	06:53	2-3	0-1	1-2	0	1	1	0	2	5	1	0	0	0	0	1							
24	Bennett Blackerby	01:40	0-0	0-0	0-0	0	0	0	0	0	0	0	0	0	0	2								
Team						1	1	2																
Totals			24-61	5-23	8-10	7	18	25	16	15	61	11	10	8	1	3	-21							

Technical Fouls: NONE

Shooting By Period		
1st FG%	11-30	36.7%
3PT%	3-14	21.4%
FT%	5-5	100%
2nd FG%	13-31	41.9%
3PT%	2-9	22.2%
FT%	3-5	60%
GM FG%	24-61	39.3%
3PT%	5-23	21.7%
FT%	8-10	80.0%

Dead Ball Rebounds: 0, 0



Official Basketball Box Score - Final  
**San Jose St. at Nevada**  
 02/02/24 Lawlor Events Center, Reno  
 2023-24 Men's Basketball

Game Time: 8:00 PM  
 Game Duration: 1:55  
 Attendance: 8,512

Officials: Verne Harris, Kip Kissinger, Michael Irving

NO.	Name	Min	FG			3P			FT			Rebounds			Fouls			TP	AS	ST	Blocks			+/-
			M-A	M-A	M-A	M-A	M-A	M-A	M-A	OR	DR	TOT	PF	FD	PF	FD	PF				FD	BS	BA	
5	Tibet Gorener	F 17:11	2-10	1-6	0-0	2	1	3	2	1	5	0	1	0	0	0	-23							
15	Trey Anderson	F 22:21	4-11	2-6	1-1	0	0	0	3	11	2	0	0	1	1	-13								
4	Adrame Diongue	C 12:45	1-3	0-0	0-0	2	4	6	4	1	2	1	1	0	0	-11								
0	Myron Amey Jr.	G 24:58	4-10	1-7	1-2	0	5	5	1	2	10	4	4	0	0	-33								
13	Alvaro Cardenas	G 30:49	5-9	3-4	1-2	2	1	3	2	4	14	3	1	1	0	-26								
23	Diogo Seixas	11:29	0-1	0-1	0-0	0	1	1	2	0	0	0	1	1	0	-18								
20	Christian Wise	14:15	0-3	0-0	0-0	0	1	1	3	0	0	0	0	0	0	-15								
6	Latrell Davis	19:06	4-6	1-1	1-4	0	1	4	0	3	10	1	0	0	0	-2								
2	Rickey Mitchell Jr.	13:51	2-4	0-2	0-0	1	1	2	3	0	4	0	0	0	0	-7								
21	William Humer	08:49	0-1	0-0	0-0	1	0	1	0	1	0	1	0	0	0	-3								
24	Bennett Blackerby	02:59	0-0	0-0	0-0	0	0	0	0	0	0	0	0	0	0	-1								
Team						1	1	2																
Totals			24-60	8-28	4-9	11	20	31	24	13	60	12	10	3	3	2	-30							

Technical Fouls: NONE

Shooting By Period		
1st FG%	16-29	55.2%
3PT%	1-6	16.7%
FT%	4-6	66.7%
2nd FG%	14-21	66.7%
3PT%	5-6	83.3%
FT%	12-17	70.6%
GM FG%	30-50	60.0%
3PT%	6-12	50.0%
FT%	16-23	69.6%

Dead Ball Rebounds: 2, 0

NO.	Name	Min	FG			3P			FT			Rebounds			Fouls			TP	AS	ST	Blocks			+/-
			M-A	M-A	M-A	M-A	M-A	M-A	M-A	OR	DR	TOT	PF	FD	PF	FD	PF				FD	BS	BA	
4	Tre Coleman	F 26:45	1-7	1-5	0-0	1	4	5	0	1	3	3	0	2	1	0	36							
11	Nick Davidson	F 26:10	8-12	3-5	3-5	7	4	11	0	5	22	3	1	0	0	32								
42	K.J. Hymes	F 18:37	0-0	0-0	3-4	1	1	2	1	4	3	1	0	1	1	0	19							
2	Jarod Lucas	G 28:07	8-15	3-5	1-1	0	4	4	1	1	20	3	1	0	0	39								
13	Kenan Blackshear	G 17:07	4-5	1-1	1-4	0	1	1	4	3	10	6	1	1	0	21								
20	Daniel Foster	21:46	1-4	0-2	1-2	2	3	1	1	4	1	0	1	0	0	5								
0	Hunter McIntosh	15:09	0-2	0-1	1-2	1	3	4	0	1	5	0	0	0	0	-5								
3	Tylan Pope	14:22	4-4	1-1	1-3	1	2	3	2	3	1	1	0	0	0	2								
3	Tyler Rolison	18:03	2-6	2-3	6-8	0	2	2	3	4	12	0	0	1	0	9								
5	Amire Robinson	06:50	0-0	0-0	0-0	0	1	1	0	0	0	0	0	0	0	-8								
23	Jazz Gardner	04:56	0-4	0-0	3-4	3	0	3	0	2	3	0	0	0	0	-3								
12	Jeriah Coleman	02:08	1-1	0-0	0-0	0	0	0	0	0	2	0	0	0	0	3								
Team						3	3	6																
Totals			29-60	11-23	21-33	18	27	45	13	24	90	23	5	7	2	30								

Technical Fouls: NONE

Biggest lead	SJSU	NEV	Points from Turnovers	SJSU	NEV	Period by Period Scoring		
						1st	2nd	TOT
Biggest lead	1 (1st 18:09)	43 (2nd 15:58)	6	19				
Best Scoring Run	6 (2nd 8:40)	18 (2nd 15:58)	2	30	24	30	60	
Lead Changes	2	5	21					
Times Tied	1		6	7				
Time with Lead	00:19	38:34	18	32	49	41	90	



Official Basketball Box Score - Final  
**Fresno St. at San Jose St.**  
 02/09/24 Provident Credit Union Event Center, San Jose  
 2023-24 Men's Basketball

Game Time: 7:00 PM  
 Game Duration: 1:45  
 Attendance: 3,284

Officials: Randy Richardson, Lewis Garrison, Tommy Johnson

NO.	Name	Min	FG			3P			FT			Rebounds			Fouls			TP	AS	ST	Blocks			+/-
			M-A	M-A	M-A	M-A	M-A	M-A	M-A	OR	DR	TOT	PF	FD	PF	FD	PF				FD	BS	BA	
13	Enoch Boakey	C 24:34	6-11	0-0	2-5	3	11	14	3	4	14	1	1	2	1	2	4							
3	Isaiah Hill	G 40:00	2-7	1-3	4-4	0	0	0	0	6	9	10	1	0	0	0	12							
5	Jalen Weaver	G 26:49	4-8	1-3	1-4	2	2	4	1	3	10	0	0	0	0	0	10							
21	Isaiah Pope	G 27:36	1-6	1-4	2-2	1	5	6	4	1	5	2	2	2	0	0	12							
53	Xavier DuSelle	G 35:58	7-13	6-10	3-4	0	4	4	1	23	0	1	1	0	0	18								
23	Leo Colmerio	25:23	2-3	0-0	2-5	1	5	6	3	3	6	1	0	0	0	5								
0	Donavan Yap Jr.	19:40	1-10	0-4	0-0	0	3	3	2	2	0	0	1	0	0	-1								
Team						1	1	2																
Totals			23-58	9-24	14-24	8	31	39	14	19	69	17	7	5	1	3	12							

Technical Fouls: NONE

Shooting By Period		
1st FG%	11-27	40.7%
3PT%	5-13	38.5%
FT%	7-11	63.6%
2nd FG%	12-31	38.7%
3PT%	4-11	36.4%
FT%	7-13	53.8%
GM FG%	23-58	39.7%
3PT%	9-24	



Official Basketball Box Score - Final  
**Air Force at San Jose St.**  
 02/13/24 Provident Credit Union Event Center, San Jose  
 2023-24 Men's Basketball

Game Time: 7:00 PM  
 Game Duration: 1:48  
 Attendance: 1,722

Officials: Gerry Pollard, Verne Harris, Amy Bonner

Air Force - 66		Record: 8-16 (1-11)															
NO.	Name	Min	FG	3P	FT	Rebounds			Fouls		TP	AS	TO	ST	Blocks		+/-
			M-A	M-A	M-A	OR	DR	TOT	PF	FD					BS	BA	
14	Beau Becker	F 32:01	5-14	3-8	0-0	2	6	8	2	0	13	1	1	1	0	1	2
31	Rylis Petralis	F 35:09	6-9	1-1	13-18	5	3	8	3	10	26	3	3	3	0	0	-5
5	Ethan Taylor	G 37:39	4-12	1-6	2-2	0	1	1	2	1	11	2	1	0	0	0	-7
11	Byron Brown	G 27:34	0-0	0-0	0-2	0	3	3	5	2	0	1	0	0	0	0	-1
24	Jeffrey Mills	G 34:01	3-6	2-5	1-2	0	0	0	4	1	9	3	2	1	0	0	-8
3	Luke Kearney	06:12	0-0	0-0	0-0	1	1	2	0	0	0	0	1	0	0	0	-8
23	Kellan Boylan	17:20	1-1	1-1	2-2	1	1	2	1	2	5	2	3	0	0	0	-6
51	Wesley Celichowski	06:06	1-3	0-1	0-0	2	2	4	0	0	2	1	0	0	0	1	-3
13	Chase Beasley	03:58	0-1	0-0	0-0	0	0	0	2	0	0	0	0	0	0	0	1
Team						0	0	0			0		1				
<b>Totals</b>		20-46	8-22	18-26	11	17	28	19	16	66	13	12	5	0	2	-7	

Shooting By Period			
1st	FG%	11-22	50.0%
	3PT%	3-8	37.5%
	FT%	9-14	64.3%
2nd	FG%	9-24	37.5%
	3PT%	5-14	35.7%
	FT%	9-12	75%
GM	FG%	20-46	43.5%
	3PT%	8-22	36.4%
	FT%	18-26	69.2%

Dead Ball Rebounds: 5, 0

Technical Fouls: NONE

San Jose St. - 73		Record: 9-16 (2-10)															
NO.	Name	Min	FG	3P	FT	Rebounds			Fouls		TP	AS	TO	ST	Blocks		+/-
			M-A	M-A	M-A	OR	DR	TOT	PF	FD					BS	BA	
5	Tibet Gorener	F 26:31	3-6	0-3	1-1	0	0	0	2	1	7	2	1	0	0	0	-4
15	Trey Anderson	F 28:34	3-4	0-0	0-0	0	3	3	4	1	6	1	0	0	0	0	2
23	Diogo Seixas	F 12:22	1-2	0-0	0-0	0	1	1	2	0	2	2	0	0	0	0	3
0	Myron Arney Jr.	G 36:33	7-12	3-3	8-10	0	4	4	1	6	25	1	2	3	1	0	7
13	Alvaro Cardenas	G 38:58	6-9	0-2	10-12	0	3	3	1	9	22	2	3	1	0	0	7
20	Christian Wise	16:09	1-1	0-0	0-0	1	1	2	2	0	2	1	0	1	0	0	7
1	Garrett Anderson	22:12	3-4	0-0	0-1	0	3	3	0	1	6	4	1	1	1	0	18
4	Adrame Diongoue	06:12	1-1	0-0	1-2	0	1	1	2	1	3	0	1	0	0	0	1
6	Latrell Davis	07:58	0-0	0-0	0-0	0	0	0	2	0	0	0	0	0	0	0	-3
2	Rickey Mitchell Jr.	04:31	0-0	0-0	0-0	0	0	0	0	0	0	1	0	0	0	0	-3
Team						0	2	2			0		1				
<b>Totals</b>		25-39	3-8	20-26	1	18	19	16	19	73	14	9	6	2	0	7	

Shooting By Period			
1st	FG%	10-19	52.6%
	3PT%	0-4	0.0%
	FT%	11-15	73.3%
2nd	FG%	15-20	75.0%
	3PT%	3-4	75.0%
	FT%	9-11	81.8%
GM	FG%	25-39	64.1%
	3PT%	3-8	37.5%
	FT%	20-26	76.9%


Dead Ball Rebounds: 2, 0

Technical Fouls: NONE

	AF	SJSU
Biggest lead	6 (2nd 19:09)	16 (2nd 6:01)
Best Scoring Run	7 (1st 6:56)	16 (2nd 6:01)
Lead Changes	9	
Times Tied	8	
Time with Lead	13:59	21:32

Points from	AF	SJSU
Turnovers	5	16
Paint	24	44
Second Chance	8	4
Fast Breaks	2	9
Bench	7	11

Period by Period Scoring			
	1st	2nd	TOT
AF	34	32	66
SJSU	31	42	73



**#0**  
**Myron (MJ)**  
**Amey Jr.**  
**G • 6-2 • 185 • JR**  
**Vacaville, Calif./**  
**Scotland Prep**

\*Returning to action in 2023-24 after playing just nine games before an injury sidelined him for the rest of the season

\* Named to the All-Tournament team at Paradise Jam, leading the tournament with 14 assists and 16.0 points, 4.67 assists and 2.0 steals per game

\*Shot 6-for-6 from the free-throw line against UC Irvine and 8-for-8 from the line against San Diego State

\*Registered two blocks against both Bethesda and Texas Tech

\*Recorded the second double-double of his career, against North Dakota State at home (14 pts, 10 reb)

\*Scored 22 points against Cal Poly

\*Scored 29 points and made four three-pointers versus New Orleans

\*Filled the stat sheet with 17 points, nine rebounds, five assists, four steals and one block against Santa Clara

\*Scored 30 points overall and 25 points in the first half against Boise State at home

\*Produced 20 or more points in back-to-back games, against Boise State then San Diego State

\*Hit the game-winning buzzer beater 3-pointer at Air Force and led the Spartans with 16 points

\*Scored a game-high 24 points against New Mexico at home

\*Registered 25 points versus Air Force at home, shooting 8-for-10 from the foul line and 3-for-3 from three

Season Highs.....	Career Highs
30, vs. Boise St., 1/5 .....	Points..... 32, Bethesda, 1/8/22
11, Two games.....	FG Made ..... 13, Bethesda, 1/8/22
19, vs. New Orleans, 12/9 .....	FG Att. .... 21, Bethesda, 1/8/22
5, vs. Boise St., 1/5.....	3pt Made ..... 5, Four games
10, vs. Boise St., 1/5 .....	3pt Attempted..... 10, Boise St., 1/5/24
8, Two games .....	FT Made..... 8, Two games
10, vs. Air Force, 2/13.....	FT Attempted ..... 10, Air Force, 2/13/24
10, vs. North Dakota St., 11/27..	Rebounds....12, San Diego St., 2/9/22
5, Three games .....	Assists ..... 5, Three games
2, Two games .....	Blocks..... 2, Three games
4, vs. Santa Clara,12/20.....	Steals ..... 4, Two games

- 20+ Point Games (11)**
- 32 - vs. Bethesda, 1/8/22
- 30 - vs. Boise State, 1/5/24**
- 29 - vs. New Orleans, 12/9/23**
- 25 - vs. Air Force, 2/13/24**
- 24 - at Boise State, 2/5/22
- 24 - vs. New Mexico 1/24/24**
- 23 - vs. UNLV, 1/17/22
- 23 - vs. San Diego St., 2/9/22
- 22 - at Cal Poly, 11/29/23**
- 21 - vs. Abilene Christian, 11/17/23**
- 20 - vs. San Diego St., 1/9/24**

- 10+ Rebounds (2)**
- 12 - vs. San Diego St., 2/9/22
- 10 - vs. North Dakota St., 11/27/23**


- 5+ Assist Games (3)**
- 5 - vs. Abilene Christian, 11/17/23**
- 5 - vs. Norfolk State, 11/18/23**
- 5 - vs. Santa Clara, 12/20/23**

Opponent	Date	GS	MIN	Total		3-Pointers		Free throws		Rebounds				PF	A	TO	BLK	STL	PTS	AVG
				FG-FGA	PCT	3FG-3FGA	PCT	FT-FTA	PCT	OFF	DEF	TOT	AVG							
UC Irvine	11/07/2023	*	28:08	3-8	.375	0-2	.000	6-6	1.000	0	5	5	5.0	1	1	2	0	2	12	12.0
Bethesda (CA)	11/09/2023	*	24:22	4-9	.444	2-7	.286	2-3	.667	0	5	5	5.0	0	4	1	2	2	12	12.0
at Texas Tech	11/12/2023	*	23:30	2-11	.182	0-4	.000	1-2	.500	0	2	2	4.0	1	0	0	2	0	5	9.7
vs Abilene Christian	11/17/2023	*	30:21	9-17	.529	3-7	.429	0-0	.000	1	0	1	3.3	0	5	0	0	2	21	12.5
vs Norfolk St.	11/18/2023	*	25:28	5-10	.500	4-8	.500	1-2	.500	0	1	1	2.8	2	5	3	0	1	15	13.0
vs Hampton	11/20/2023	*	34:02	5-13	.385	1-5	.200	1-3	.333	3	2	5	3.2	1	4	1	0	3	12	12.8
North Dakota St.	11/27/2023	*	31:58	5-9	.556	1-2	.500	3-3	1.000	1	9	10	4.1	1	4	0	0	1	14	13.0
at Cal Poly	11/29/2023	*	35:21	7-16	.438	3-5	.600	5-6	.833	1	5	6	4.4	2	2	1	0	2	22	14.1
at Montana	12/02/2023	*	19:42	0-4	.000	0-2	.000	0-0	.000	0	1	1	4.0	1	2	2	0	0	0	12.6
at North Dakota St.	12/04/2023	*	33:48	6-15	.400	1-5	.200	2-4	.500	1	5	6	4.2	4	4	0	0	2	15	12.8
New Orleans	12/09/2023	*	36:54	11-19	.579	4-9	.444	3-5	.600	1	6	7	4.5	1	1	3	0	1	29	14.3
Montana	12/17/2023	*	37:40	6-15	.400	2-7	.286	1-2	.500	0	0	0	4.1	4	4	1	0	3	15	14.3
Santa Clara	12/20/2023	*	38:41	6-13	.462	3-9	.333	2-2	1.000	0	9	9	4.5	0	5	0	1	4	17	14.5
at Wyoming	01/02/2024	*	26:48	2-8	.250	2-6	.333	0-0	.000	0	4	4	4.4	3	2	1	0	0	6	13.9
Boise St.	01/05/2024	*	38:01	11-18	.611	5-10	.500	3-4	.750	0	6	6	4.5	2	4	4	0	3	30	15.0
San Diego St.	01/09/2024	*	35:38	5-12	.417	2-7	.286	8-8	1.000	0	3	3	4.4	2	2	3	0	2	20	15.3
at Air Force	01/13/2024	*	36:51	5-12	.417	2-4	.500	4-4	1.000	0	9	9	4.7	0	2	1	1	1	16	15.4
at Fresno St.	01/16/2024	*	35:37	4-12	.333	3-5	.600	2-3	.667	0	4	4	4.7	3	4	2	0	0	13	15.2
New Mexico	01/24/2024	*	34:59	8-17	.471	4-9	.444	4-4	1.000	1	8	9	4.9	1	4	4	1	1	24	15.7
UNLV	01/27/2024	*	39:01	7-14	.500	1-6	.167	3-3	1.000	0	5	5	4.9	0	3	1	0	1	18	15.8
at Utah St.	01/30/2024	*	34:03	6-18	.333	1-7	.143	1-1	1.000	2	5	7	5.0	0	2	3	0	2	14	15.7
at Nevada	02/02/2024	*	24:58	4-10	.400	1-7	.143	1-2	.500	0	5	5	5.0	1	4	4	0	0	10	15.5
Fresno St.	02/06/2024	*	27:43	3-11	.273	1-5	.200	0-0	.000	1	5	6	5.0	3	4	3	0	0	7	15.1
at Colorado St.	02/09/2024	*	35:10	4-13	.308	3-8	.375	2-4	.500	0	2	2	4.9	0	0	2	0	1	13	15.0
Air Force	02/13/2024	*	36:33	7-12	.583	3-3	1.000	8-10	.800	0	4	4	4.9	1	1	2	1	3	25	15.4
<b>Totals</b>			<b>25</b>	<b>805:17</b>	<b>.427</b>	<b>135-316</b>	<b>.349</b>	<b>52-149</b>	<b>.778</b>	<b>12</b>	<b>110</b>	<b>122</b>	<b>4.9</b>	<b>34</b>	<b>73</b>	<b>44</b>	<b>8</b>	<b>37</b>	<b>385</b>	<b>15.4</b>

**Player Averages**

Games Played	Minutes/game	Points/game	FG Pct	3FG Pct	FT Pct	Rebounds/game	Assists/game	Turnovers/game	Assist/Turnover ratio	Steals/game	Blocks/game
25	32.2	15.4	42.7	34.9	77.8	4.9	2.9	1.8	1.7	1.5	0.3

SEASON	TEAM	GP-GS	MIN/AVG	Field Goals		3-Point		F-Throws		Rebounds				Scoring						
				FG-FGA	FG%	3FG-3FGA	3FG%	FT-FTA	FT%	OFF	DEF	TOT	AVG	PF-FO	A	TO	BLK	STL	PTS	AVG
2021-22	SJSU	25-4	453/18.1	86-196	.439	32-85	.376	32-44	.727	19	54	73	2.9	22-0	21	32	3	18	236	9.4
2022-23	SJSU	9-0	117/13.0	18-48	.375	7-22	.318	7-9	.778	1	9	10	1.1	8-0	7	8	1	3	50	5.6
2023-24	SJSU	25-25	805/32.2	135-316	.427	52-149	.349	63-81	.778	12	110	122	4.9	34-0	73	44	8	37	385	15.4
<b>TOTAL</b>		<b>59-29</b>	<b>1376/23.3</b>	<b>239-560</b>	<b>.427</b>	<b>91-256</b>	<b>.355</b>	<b>102-134</b>	<b>.761</b>	<b>32</b>	<b>173</b>	<b>205</b>	<b>3.5</b>	<b>64-0</b>	<b>101</b>	<b>84</b>	<b>12</b>	<b>58</b>	<b>671</b>	<b>11.4</b>



- \* Played his first game of the season, against North Dakota State, scoring four points
- \*Had a rebound, a steal and an assist against Cal Poly
- \*Scored six points against Montana
- \*Registered a block at North Dakota State
- \*Scored eight points and swiped a career-high three steals against New Orleans

Season Highs.....	Career Highs
8, Two games	Points.....13, Boise State, 2/25/23
4, vs. New Orleans, 12/9	FG Made ....4, New Orleans, 12/9/23
8, at Air Force, 1/13	FG Att.....10, Boise State, 2/25/23
2, vs. Fresno State, 2/6	3pt Made ..... 3, Boise State, 2/25/23
5, at Wyoming, 1/2	3pt Att..... 9, Boise State, 2/25/23
2, Two games	FT Made..... 4, Three games
2, Four games	FT Attempted .....5, UNLV, 12/28/22
4, vs. Montana, 12/17	Rebounds..... 4, Montana , 12/17/23
4, vs. Air Force, 2/13	Assists .....4, Air Force, 2/13/24
1, Two games	Blocks..... 1, Four games
3, vs. New Orleans, 12/9	Steals .....3, New Orleans, 12/9/23

**#1**  
**Garrett Anderson**  
 G • 6-6 • 190 • SO  
 Phoenix, Ariz./  
 PHH Prep

- \*Hit his first three-pointer of the year and grabbed four rebounds at Montana
- \*Scored eight points and made two 3-pointers versus Fresno State at home
- \*Was a game-high +18 and dished out four assists against Air Force at home

Opponent	Date	GS	MIN	Total		3-Pointers		Free throws		Rebounds				PF	A	TO	BLK	STL	PTS	AVG
				FG-FGA	PCT	3FG-3FGA	PCT	FT-FTA	PCT	OFF	DEF	TOT	AVG							
North Dakota St.	11/27/2023		04:58	2-2	1.000	0-0	.000	0-2	.000	0	0	0	0.0	0	0	0	0	0	4	4.0
at Cal Poly	11/29/2023		14:35	0-5	.000	0-2	.000	0-2	.000	0	1	1	0.5	1	1	0	0	1	0	2.0
at Montana	12/02/2023		17:24	2-3	.667	0-0	.000	2-2	1.000	1	1	2	1.0	0	0	0	0	6	3.3	
at North Dakota St.	12/04/2023		04:42	0-2	.000	0-0	.000	0-0	.000	0	1	1	1.0	0	0	2	1	0	0	2.5
New Orleans	12/09/2023		20:30	4-7	.571	0-2	.000	0-0	.000	1	1	2	1.2	1	1	1	0	3	8	3.6
Montana	12/17/2023		19:57	1-4	.250	1-2	.500	0-0	.000	0	4	4	1.7	2	0	1	0	0	3	3.5
Santa Clara	12/20/2023		18:34	2-4	.500	1-3	.333	0-0	.000	1	2	3	1.9	1	1	0	0	1	5	3.7
at Wyoming	01/02/2024		14:26	2-8	.250	0-5	.000	2-2	1.000	0	3	3	2.0	0	0	0	0	0	6	4.0
Boise St.	01/05/2024		03:38	0-0	.000	0-0	.000	0-0	.000	0	0	0	1.8	0	0	0	0	0	0	3.6
San Diego St.	01/09/2024		08:48	2-2	1.000	0-0	.000	0-0	.000	0	0	0	1.6	0	0	0	0	0	4	3.6
at Air Force	01/13/2024		20:04	3-8	.375	0-3	.000	0-0	.000	0	1	1	1.5	1	0	1	0	0	6	3.8
at Fresno St.	01/16/2024		02:46	0-1	.000	0-1	.000	0-0	.000	0	0	0	1.4	0	0	0	0	0	0	3.5
New Mexico	01/24/2024		12:12	0-2	.000	0-1	.000	0-0	.000	0	3	3	1.5	1	0	1	0	0	0	3.2
UNLV	01/27/2024		05:01	0-1	.000	0-0	.000	0-0	.000	0	1	1	1.5	3	0	0	0	0	0	3.0
at Utah St.	01/30/2024		08:34	0-2	.000	0-2	.000	0-0	.000	0	0	0	1.4	0	0	0	0	1	0	2.8
at Nevada	02/02/2024		14:15	0-3	.000	0-1	.000	0-0	.000	0	1	1	1.4	3	0	0	0	0	0	2.6
Fresno St.	02/06/2024		23:43	3-4	.750	2-2	1.000	0-1	.000	0	2	2	1.4	3	0	1	1	0	8	2.9
at Colorado St.	02/09/2024		13:04	0-3	.000	0-1	.000	0-0	.000	0	0	0	1.3	1	0	1	0	1	0	2.8
Air Force	02/13/2024		22:12	3-4	.750	0-0	.000	0-1	.000	0	3	3	1.4	0	4	1	1	1	6	2.9
<b>Totals</b>		<b>0</b>	<b>249:24</b>	<b>24-65</b>	<b>.369</b>	<b>4-25</b>	<b>.160</b>	<b>4-10</b>	<b>.400</b>	<b>3</b>	<b>24</b>	<b>27</b>	<b>1.4</b>	<b>17</b>	<b>7</b>	<b>9</b>	<b>3</b>	<b>8</b>	<b>56</b>	<b>2.9</b>

**Player Averages**

Games Played	Minutes/ game	Points/ game	FG Pct	3FG Pct	FT Pct	Rebounds/ game	Assists/ game	Turnovers/ game	Assist/Turnover ratio	Steals/ game	Blocks/ game
19	13.1	2.9	36.9	16.0	40.0	1.4	0.4	0.5	0.8	0.4	0.2

SEASON	TEAM	GP-GS	MIN/AVG	Field Goals		3-Point		F-Throws		Rebounds				Scoring						
				FG-FGA	FG%	3FG-3FGA	3FG%	FT-FTA	FT%	OFF	DEF	TOT	AVG	PF-FO	A	TO	BLK	STL	PTS	AVG
2022-23	SJSU	30-0	269/9.0	26-83	.313	14-48	.292	18-22	.818	7	23	30	1.0	19-0	5	9	2	8	84	2.8
2023-24	SJSU	19-0	249/13.1	24-65	.369	4-25	.160	4-10	.400	3	24	27	1.4	17-0	7	9	3	8	56	2.9
<b>TOTAL</b>		<b>49-0</b>	<b>518/10.6</b>	<b>50-148</b>	<b>.338</b>	<b>18-73</b>	<b>.247</b>	<b>22-32</b>	<b>.688</b>	<b>10</b>	<b>47</b>	<b>57</b>	<b>1.2</b>	<b>36-0</b>	<b>12</b>	<b>18</b>	<b>5</b>	<b>16</b>	<b>140</b>	<b>2.9</b>



\*Made his collegiate debut against UC Irvine

\*Scored seven points in the win over Bethesda

\*Recorded two rebounds, two steals and an assist against Bethesda

\*Scored eight points in back-to-back games on the road (at Montana and North Dakota State)

\*Dished out a career-high three assists against Montana

**Season Highs.....Career Highs**  
 8, Two games .....Points.....8, Two games  
 3, Three games .....FG Made.....3, Three games  
 6, Two games .....FG Attempted.....6, Two games  
 2, Two games .....3pt Made.....2, Two games  
 5, Two games .....3pt Attempted.....5, Two games  
 .....FT Made.....  
 .....FT Att.....  
 3, at Wyoming, 1/2 .....Rebounds.....3, Wyoming, 1/2/23  
 3, vs. Montana, 12/17 .....Assists.....3, Montana, 12/17/23  
 1, at Wyoming, 1/2 .....Blocks.....1, Wyoming, 1/2/24  
 2, Two games .....Steals.....2, Two games

**#2**  
**Rickey Mitchell Jr.**  
**G • 6-4 • 172 • FR**  
**Aurora, Colo./**  
**Smoky Hill HS**

\*Registered his first career block, at Wyoming

Opponent	Date	GS	MIN	Total		3-Pointers		Free throws		Rebounds				PF	A	TO	BLK	STL	PTS	AVG
				FG-FGA	PCT	3FG-3FGA	PCT	FT-FTA	PCT	OFF	DEF	TOT	AVG							
UC Irvine	11/07/2023		03:40	0-1	.000	0-1	.000	0-0	.000	0	0	0	0.0	2	0	1	0	0	0	0.0
Bethesda (CA)	11/09/2023		13:58	3-5	.600	1-3	.333	0-0	.000	1	1	2	1.0	2	1	0	0	2	7	3.5
at Texas Tech	11/12/2023		04:39	0-0	.000	0-0	.000	0-0	.000	0	0	0	0.7	0	0	0	0	0	0	2.3
vs Norfolk St.	11/18/2023		03:01	1-1	1.000	1-1	1.000	0-0	.000	0	0	0	0.5	1	1	2	0	0	3	2.5
North Dakota St.	11/27/2023		03:55	0-1	.000	0-1	.000	0-0	.000	0	0	0	0.4	0	0	0	0	0	0	2.0
at Montana	12/02/2023		18:23	3-6	.500	2-5	.400	0-0	.000	1	0	1	0.5	0	1	1	0	2	8	3.0
at North Dakota St.	12/04/2023		25:10	3-6	.500	2-5	.400	0-0	.000	1	1	2	0.7	3	1	0	0	1	8	3.7
New Orleans	12/09/2023		08:46	1-3	.333	0-2	.000	0-0	.000	0	2	2	0.9	0	1	0	0	0	2	3.5
Montana	12/17/2023		12:57	0-0	.000	0-0	.000	0-0	.000	0	0	0	0.8	2	3	0	0	0	0	3.1
at Wyoming	01/02/2024		06:46	1-2	.500	0-1	.000	0-0	.000	2	1	3	1.0	2	1	0	1	0	2	3.0
at Air Force	01/13/2024		08:57	1-2	.500	1-2	.500	0-0	.000	0	0	0	0.9	1	0	0	0	0	3	3.0
at Fresno St.	01/16/2024		04:13	0-0	.000	0-0	.000	0-0	.000	0	0	0	0.8	0	0	0	0	0	0	2.8
New Mexico	01/24/2024		01:57	0-2	.000	0-1	.000	0-0	.000	0	0	0	0.8	0	0	0	0	0	0	2.5
at Utah St.	01/30/2024		11:52	1-2	.500	1-2	.500	0-0	.000	0	0	0	0.7	0	1	1	0	0	3	2.6
at Nevada	02/02/2024		13:51	2-4	.500	0-2	.000	0-0	.000	1	1	2	0.8	3	0	0	0	0	4	2.7
Fresno St.	02/06/2024		12:02	1-2	.500	1-1	1.000	0-0	.000	0	0	0	0.8	0	0	1	0	0	3	2.7
at Colorado St.	02/09/2024		06:01	0-1	.000	0-1	.000	0-0	.000	0	1	1	0.8	1	0	0	0	0	0	2.5
Air Force	02/13/2024		04:31	0-0	.000	0-0	.000	0-0	.000	0	0	0	0.7	0	1	0	0	0	0	2.4
<b>Totals</b>		<b>0</b>	<b>164:38</b>	<b>17-38</b>	<b>.447</b>	<b>9-28</b>	<b>.321</b>	<b>0-0</b>	<b>.000</b>	<b>6</b>	<b>7</b>	<b>13</b>	<b>0.7</b>	<b>17</b>	<b>11</b>	<b>6</b>	<b>1</b>	<b>5</b>	<b>43</b>	<b>2.4</b>

**Player Averages**

Games Played	Minutes/ game	Points/ game	FG Pct	3FG Pct	FT Pct	Rebounds/ game	Assists/ game	Turnovers/ game	Assist/Turnover ratio	Steals/ game	Blocks/ game
18	9.1	2.4	44.7	32.1	0.0	0.7	0.6	0.3	1.8	0.3	0.1

				Field Goals		3-Point		F-Throws		Rebounds				Scoring						
SEASON	TEAM	GP-GS	MIN/AVG	FG-FGA	FG%	3FG-3FGA	3FG%	FT-FTA	FT%	OFF	DEF	TOT	AVG	PF-FO	A	TO	BLK	STL	PTS	AVG
2023-24	SJSU	18-0	165/9.1	17-38	.447	9-28	.321	0-0	.000	6	7	13	0.7	17-0	11	6	1	5	43	2.4
<b>TOTAL</b>		<b>18-0</b>	<b>165/9.1</b>	<b>17-38</b>	<b>.447</b>	<b>9-28</b>	<b>.321</b>	<b>0-0</b>	<b>.000</b>	<b>6</b>	<b>7</b>	<b>13</b>	<b>0.7</b>	<b>17-0</b>	<b>11</b>	<b>6</b>	<b>1</b>	<b>5</b>	<b>43</b>	<b>2.4</b>



\*Made his San José State debut against UC Irvine

\*Registered seven points at Texas Tech and six points, all dunks, against UC Irvine

\*Grabbed a team-best 11 rebounds in the win over Bethesda

\*Added nine rebounds versus Abilene Christian

\*Recorded three blocks and two assists against Bethesda

**#4**  
**Adrame**  
**Diongue**  
**C • 7-0 • 190 • SO**  
**Dakar, Senegal/**  
**Washington State**

\*Collected two blocks at Texas Tech

\*Recorded three blocks against Norfolk State

\*Produced a near double-double against Hampton with nine points and nine rebounds

\*Scored nine points at North Dakota State, two of his points were on a lob dunk which was featured on SC-Top10 as the fourth-best play of the day

\*Registered 10 points against Santa Clara, shooting an efficient 4-for-5 from the field

\*Recorded four blocks in back-to-back games, at Wyoming and versus Boise State

\*Collected three blocks and nine rebounds at Fresno State

\*Registered four blocks against New Mexico

**10+ Rebound Games (1)**  
**11 - vs. Bethesda, 11/9/23**

**3+ Block Games (8)**  
**4 - at Wyoming, 1/2/24**  
**4 - vs. Boise St, 1/5/24**  
**4 - vs. New Mexico, 1/24/24**  
**3 - vs. Bethesda, 11/9/23**  
**3 - vs. Norfolk St, 11/18/23**  
**3 - at Fresno St, 1/16/24**  
**3 - UCLA, 12/30/22**  
**3 - Arizona, 1/26/23**

Season Highs.....	Career Highs
10, Two games.....	Points..... 10, Two games
4, Four games.....	FG Made..... 4, Four games
7, vs. New Mexico, 1/24.....	FG Att..... New Mexico, 1/24/24
.....	3pt Made.....
.....	3pt Att.....1, Prairie View, 11/15/22
3, vs. Hampton, 11/20.....	FT Made.....4, Prairie View, 11/15/22
6, Two games.....	FT Att..... 6, Two games
11, vs. Bethesda, 11/9.....	Rebounds..... 11, Bethesda, 11/9/23
3, vs. New Orleans, 12/9.....	Assists.....3, New Orleans, 12/9/23
4, Three games.....	Blocks..... 4, Three games
1, Six games.....	Steals..... 1, 11 games

Opponent	Date	GS	MIN	Total		3-Pointers		Free throws		Rebounds				PF	A	TO	BLK	STL	PTS	AVG
				FG-FGA	PCT	3FG-3FGA	PCT	FT-FTA	PCT	OFF	DEF	TOT	AVG							
UC Irvine	11/07/2023	*	14:56	3-4	.750	0-0	.000	0-0	.000	1	3	4	4.0	5	1	1	0	1	6	6.0
Bethesda (CA)	11/09/2023	*	19:55	2-4	.500	0-0	.000	0-0	.000	5	6	11	7.5	1	2	4	3	1	4	5.0
at Texas Tech	11/12/2023	*	20:27	3-3	1.000	0-0	.000	1-2	.500	3	3	6	7.0	5	1	4	2	0	7	5.7
vs Abilene Christian	11/17/2023	*	23:13	2-2	1.000	0-0	.000	1-5	.200	2	7	9	7.5	4	2	2	1	0	5	5.5
vs Norfolk St.	11/18/2023	*	18:42	2-2	1.000	0-0	.000	2-2	1.000	1	5	6	7.2	3	0	3	3	0	6	5.6
vs Hampton	11/20/2023	*	29:04	3-3	1.000	0-0	.000	3-6	.500	2	7	9	7.5	1	0	3	1	1	9	6.2
North Dakota St.	11/27/2023	*	04:44	0-2	.000	0-0	.000	0-0	.000	0	0	0	6.4	5	0	1	1	0	0	5.3
at Cal Poly	11/29/2023	*	19:01	1-2	.500	0-0	.000	0-0	.000	1	4	5	6.3	5	1	2	1	1	2	4.9
at Montana	12/02/2023	*	13:12	2-3	.667	0-0	.000	1-2	.500	0	2	2	5.8	2	0	3	1	1	5	4.9
at North Dakota St.	12/04/2023	*	17:10	4-6	.667	0-0	.000	1-3	.333	0	3	3	5.5	5	0	2	1	0	9	5.3
New Orleans	12/09/2023	*	14:15	2-3	.667	0-0	.000	0-4	.000	0	3	3	5.3	4	3	1	1	0	4	5.2
Santa Clara	12/20/2023	*	18:21	4-5	.800	0-0	.000	2-4	.500	0	2	2	5.0	3	0	3	1	0	10	5.6
at Wyoming	01/02/2024	*	17:47	1-4	.250	0-0	.000	0-0	.000	1	0	1	4.7	1	0	0	4	0	2	5.3
Boise St.	01/05/2024	*	23:48	4-6	.667	0-0	.000	2-6	.333	3	1	4	4.6	2	1	2	4	1	10	5.6
San Diego St.	01/09/2024	*	13:24	1-1	1.000	0-0	.000	0-0	.000	1	3	4	4.6	5	0	1	0	0	2	5.4
at Air Force	01/13/2024	*	14:46	2-2	1.000	0-0	.000	0-0	.000	3	0	3	4.5	0	0	2	2	0	4	5.3
at Fresno St.	01/16/2024	*	18:07	1-3	.333	0-0	.000	0-0	.000	3	6	9	4.8	4	1	0	3	0	2	5.1
New Mexico	01/24/2024	*	17:33	4-7	.571	0-0	.000	1-1	1.000	3	1	4	4.7	3	1	3	4	0	9	5.3
UNLV	01/27/2024	*	20:07	2-6	.333	0-0	.000	0-2	.000	1	3	4	4.7	4	2	1	1	1	4	5.3
at Utah St.	01/30/2024	*	17:06	3-4	.750	0-0	.000	0-0	.000	0	2	2	4.6	4	0	0	0	2	6	5.3
at Nevada	02/02/2024	*	12:45	1-3	.333	0-0	.000	0-0	.000	2	4	6	4.6	4	1	1	0	0	2	5.1
Fresno St.	02/06/2024	*	10:23	2-4	.500	0-0	.000	0-1	.000	1	3	4	4.6	3	2	1	0	0	4	5.1
at Colorado St.	02/09/2024	*	11:56	1-2	.500	0-0	.000	0-0	.000	3	1	4	4.6	0	1	2	2	1	2	5.0
Air Force	02/13/2024	*	06:12	1-1	1.000	0-0	.000	1-2	.500	0	1	1	4.4	2	0	1	0	0	3	4.9
<b>Totals</b>			<b>22 396:54</b>	<b>51-82</b>	<b>.622</b>	<b>0-0</b>	<b>.000</b>	<b>15-40</b>	<b>.375</b>	<b>36</b>	<b>70</b>	<b>106</b>	<b>4.4</b>	<b>75</b>	<b>19</b>	<b>43</b>	<b>36</b>	<b>10</b>	<b>117</b>	<b>4.9</b>

**Player Averages**

Games Played	Minutes/game	Points/game	FG Pct	3FG Pct	FT Pct	Rebounds/game	Assists/game	Turnovers/game	Assist/Turnover ratio	Steals/game	Blocks/game
24	16.5	4.9	62.2	0.0	37.5	4.4	0.8	1.8	0.4	0.4	1.5

SEASON	TEAM	GP-GS	MIN/AVG	Field Goals		3-Point		F-Throws		Rebounds				Scoring						
				FG-FGA	FG%	3FG-3FGA	3FG%	FT-FTA	FT%	OFF	DEF	TOT	AVG	PF-FO	A	TO	BLK	STL	PTS	AVG
2022-23	WSU	23-0	146/6.4	10-19	.526	0-1	.000	10-17	.588	18	24	42	1.8	32-0	4	15	12	6	30	1.3
2023-24	SJSU	24-22	397/16.5	51-82	.622	0-0	.000	15-40	.375	36	70	106	4.4	75-6	19	43	36	10	117	4.9
<b>TOTAL FOR SJSU</b>		<b>24-22</b>	<b>397/16.5</b>	<b>51-82</b>	<b>.622</b>	<b>0-0</b>	<b>.000</b>	<b>15-40</b>	<b>.375</b>	<b>36</b>	<b>70</b>	<b>106</b>	<b>4.4</b>	<b>75-6</b>	<b>19</b>	<b>43</b>	<b>36</b>	<b>10</b>	<b>117</b>	<b>4.9</b>
<b>TOTAL</b>		<b>47-22</b>	<b>543/11.6</b>	<b>61-101</b>	<b>.604</b>	<b>0-1</b>	<b>.000</b>	<b>25-57</b>	<b>.439</b>	<b>54</b>	<b>94</b>	<b>148</b>	<b>3.1</b>	<b>107-6</b>	<b>23</b>	<b>58</b>	<b>48</b>	<b>16</b>	<b>147</b>	<b>3.1</b>



**#5**  
**Tibet**  
**Gorener**  
**F • 6-9 • 200 • SR**  
**Istanbul, Turkey/**  
**Arizona**

\*The Spartans' all-time leader in 3-pointers made and attempted

\*Scored 26 points to lead the Spartans in a win over Bethesda

\*Shot 100 percent from the free-throw line (6-6) against UC Irvine

\*Brought down nine rebounds against Bethesda and Cal Poly

\*Recorded a block against UC Irvine and at Texas Tech

\*Scored 14 or more points in every game at Paradise Jam

\*Produced 12 points against Santa Clara, shooting 50 percent from the field

\*Scored 16 points at Wyoming, shooting an efficient 5-for-9

\*Registered 15 points in back-to-back games, against San Diego State then at Wyoming

\*Scored a career-high 32 points at Fresno State, knocking down seven threes on nine attempts

**Season Highs.....Career Highs**  
 32, at Fresno St, 1/16 .....Points..... 32, Fresno St, 1/16/24  
 12, at Fresno St, 1/16 .....FG Made..... 12, Fresno St, 1/16/24  
 17, at Fresno St, 1/16 .....FG Att..... 17, Fresno St, 1/16  
 7, at Fresno St, 1/16..... 3pt Made ..... 7, Fresno St, 1/16  
 9, Three games ..... 3pt Att..... 12, Nevada, 2/21/23  
 6, vs. UC Irvine, 11/7 ..... FT Made.....6, UC Irvine, 11/7/23  
 6, vs. UC Irvine, 11/7 ..... FT Attempted ..... 6, UC Irvine, 11/7/23  
 9, Two games .....Rebounds..... 9, Four games  
 3, vs. Fresno State, 2/6..... Assists ..... 3, Four games  
 2, at North Dakota St, 12/4.....Blocks..... 2, North Dakota St, 12/4/23  
 2, vs. Abilene Christian, 11/17 ..... Steals ..... 2, Five games

**20+ Point Games (4)**  
**32 - at Fresno St, 1/16/24**  
**26 - vs. Bethesda, 11/9/23**  
 23 - vs. Bethesda, 1/8/22  
 20 - at Utah State, 1/21/23

Opponent	Date	GS	MIN	Total		3-Pointers		Free throws		Rebounds				PF	A	TO	BLK	STL	PTS	AVG	
				FG-FGA	PCT	3FG-3FGA	PCT	FT-FTA	PCT	OFF	DEF	TOT	AVG								
UC Irvine	11/07/2023	*	32:33	4-8	.500	3-4	.750	6-6	1.000	2	3	5	5.0	0	0	4	1	0	17	17.0	
Bethesda (CA)	11/09/2023	*	25:24	11-15	.733	4-5	.800	0-1	.000	3	6	9	7.0	2	0	1	0	1	26	21.5	
at Texas Tech	11/12/2023	*	36:50	0-7	.000	0-4	.000	0-0	.000	3	0	3	5.7	1	0	3	1	1	0	14.3	
vs Abilene Christian	11/17/2023	*	37:56	4-13	.308	3-9	.333	4-4	1.000	0	7	7	6.0	2	1	1	0	2	15	14.5	
vs Norfolk St.	11/18/2023	*	30:01	5-11	.455	3-8	.375	1-2	.500	1	6	7	6.2	2	2	1	0	0	14	14.4	
vs Hampton	11/20/2023	*	37:18	6-14	.429	3-8	.375	0-1	.000	0	1	1	5.3	1	0	0	0	0	15	14.5	
North Dakota St.	11/27/2023	*	32:29	5-15	.333	3-9	.333	2-4	.500	1	3	4	5.1	0	0	0	1	1	15	14.6	
at Cal Poly	11/29/2023	*	35:56	6-13	.462	1-7	.143	4-6	.667	4	5	9	5.6	2	1	2	1	0	17	14.9	
at Montana	12/02/2023	*	28:50	1-7	.143	1-4	.250	2-3	.667	1	6	7	5.8	1	0	1	1	1	5	13.8	
at North Dakota St.	12/04/2023	*	41:33	5-10	.500	2-7	.286	1-1	1.000	0	3	3	5.5	1	1	1	2	1	13	13.7	
New Orleans	12/09/2023	*	36:54	2-12	.167	1-6	.167	3-4	.750	3	3	6	5.5	1	1	0	0	1	8	13.2	
Montana	12/17/2023	*	35:09	5-11	.455	3-6	.500	0-0	.000	0	1	1	5.2	1	2	1	0	1	13	13.2	
Santa Clara	12/20/2023	*	37:00	4-8	.500	2-5	.400	2-2	1.000	0	4	4	5.1	1	1	2	0	1	12	13.1	
at Wyoming	01/02/2024	*	32:58	5-9	.556	3-5	.600	3-4	.750	2	4	6	5.1	1	0	3	1	1	16	13.3	
Boise St.	01/05/2024	*	37:23	1-8	.125	1-6	.167	0-1	.000	1	2	3	5.0	2	0	0	1	0	3	12.6	
San Diego St.	01/09/2024	*	35:14	4-9	.444	4-8	.500	3-5	.600	0	2	2	4.8	3	0	1	0	0	15	12.8	
at Air Force	01/13/2024	*	34:03	5-13	.385	2-6	.333	3-4	.750	2	3	5	4.8	3	1	0	0	0	15	12.9	
at Fresno St.	01/16/2024	*	38:16	12-17	.706	7-9	.778	1-2	.500	3	2	5	4.8	1	1	2	0	0	32	13.9	
New Mexico	01/24/2024	*	33:50	5-10	.500	2-6	.333	0-0	.000	0	3	3	4.7	2	2	1	0	0	12	13.8	
UNLV	01/27/2024	*	36:26	5-11	.455	3-8	.375	0-0	.000	1	1	2	4.6	4	0	1	0	0	13	13.8	
at Utah St.	01/30/2024	*	30:00	3-10	.300	1-5	.200	2-2	1.000	0	1	1	4.4	1	0	0	0	1	9	13.6	
at Nevada	02/02/2024	*	17:11	2-10	.200	1-6	.167	0-0	.000	2	1	3	4.4	2	0	1	0	0	5	13.2	
Fresno St.	02/06/2024	*	38:15	2-8	.250	1-4	.250	1-2	.500	1	6	7	4.5	2	3	0	0	0	6	12.9	
at Colorado St.	02/09/2024	*	30:04	4-11	.364	1-3	.333	0-0	.000	1	4	5	4.5	0	0	1	0	1	9	12.7	
Air Force	02/13/2024	*	26:31	3-6	.500	0-3	.000	1-1	1.000	0	0	0	4.3	2	2	1	0	0	7	12.5	
<b>Totals</b>			<b>25</b>	<b>838:04</b>	<b>109-266</b>	<b>.410</b>	<b>55-151</b>	<b>.364</b>	<b>39-55</b>	<b>.709</b>	<b>31</b>	<b>77</b>	<b>108</b>	<b>4.3</b>	<b>38</b>	<b>18</b>	<b>28</b>	<b>9</b>	<b>13</b>	<b>312</b>	<b>12.5</b>

**Player Averages**

Games Played	Minutes/game	Points/game	FG Pct	3FG Pct	FT Pct	Rebounds/game	Assists/game	Turnovers/game	Assist/Turnover ratio	Steals/game	Blocks/game
25	33.5	12.5	41.0	36.4	70.9	4.3	0.7	1.1	0.6	0.5	0.4

SEASON	TEAM	GP-GS	MIN/AVG	Field Goals		3-Point		F-Throws		Rebounds				Scoring						
				FG-FGA	FG%	3FG-3FGA	3FG%	FT-FTA	FT%	OFF	DEF	TOT	AVG	PF-FO	A	TO	BLK	STL	PTS	AVG
2020-21	UA	8-0	30/3.7	3-9	.333	3-9	.333	0-0	.000	0	6	6	0.8	4-0	1	3	0	0	9	1.1
2021-22	SJSU	30-23	810/27.0	78-221	.353	54-171	.316	18-29	.621	10	86	96	3.2	48-0	26	26	4	14	228	7.6
2022-23	SJSU	34-0	692/20.4	74-210	.352	54-163	.331	12-20	.600	16	56	72	2.1	41-0	20	20	7	11	214	6.3
2023-24	SJSU	25-25	838/33.5	109-266	.410	55-151	.364	39-55	.709	31	77	108	4.3	38-0	18	28	9	13	312	12.5
<b>TOTAL FOR SJSU</b>		<b>89-48</b>	<b>2340/26.3</b>	<b>261-697</b>	<b>.374</b>	<b>163-485</b>	<b>.336</b>	<b>69-104</b>	<b>.663</b>	<b>57</b>	<b>219</b>	<b>276</b>	<b>3.1</b>	<b>127-0</b>	<b>64</b>	<b>74</b>	<b>20</b>	<b>38</b>	<b>754</b>	<b>8.5</b>
<b>TOTAL</b>		<b>97-48</b>	<b>2370/24.4</b>	<b>264-706</b>	<b>.374</b>	<b>166-494</b>	<b>.336</b>	<b>69-104</b>	<b>.663</b>	<b>57</b>	<b>225</b>	<b>282</b>	<b>2.9</b>	<b>131-0</b>	<b>65</b>	<b>77</b>	<b>20</b>	<b>38</b>	<b>763</b>	<b>7.9</b>



\*Made his San José State debut against UC Irvine

\*Scored a season-high 16 points against Bethesda as he was 8-for-10 from the free throw line

\*Dished out three assists and grabbed two steals against Bethesda

\*Grabbed three rebounds in each of his first two games

\*Scored nine points in under two minutes at Montana

\*Got his first career start and scored seven points at Montana

\*Registered 12 points and six rebounds versus Montana

\*Scored 12 points and collected seven rebounds against Santa Clara

\*Recorded his first career block, at Wyoming

\*Registered 10 points at Nevada, recording double digits for the first time in conference play

Season Highs	Career Highs
16, vs. Bethesda, 11/9	Points..... 16, Bethesda, 11/9/23
4, vs. Bethesda, 11/9	FG Made ..... 4, Bethesda, 11/9/23
10, vs. Montana, 12/17	FG Attempted... 10, Montana, 12/17/20
1, Six games	3pt Made ..... 1, Six games
4, vs. Montana, 12/17	3pt Attempted .... 4, Montana, 12/17/23
8, vs. Bethesda, 11/9	FT Made..... 8, Bethesda, 11/9/23
10, vs. Bethesda, 11/9	FT Att..... 10, Bethesda, 11/9/23
7, vs. Santa Clara, 12/20	Rebounds..... 7, Santa Clara, 12/20/23
3, Two games	Assists ..... 3, Two games
1, at Wyoming, 1/2	Blocks..... 1, Wyoming, 1/2/24
2, Two steals	Steals ..... 2, Two steals

**#6**  
**Latrell**  
**Davis**  
**G • 6-2 • 195 • FR**  
**Leeds,**  
**Great Britain/**  
**First Baptist**  
**Academy (Fla.)**

Opponent	Date	GS	MIN	Total		3-Pointers		Free throws		Rebounds				PF	A	TO	BLK	STL	PTS	AVG
				FG-FGA	PCT	3FG-3FGA	PCT	FT-FTA	PCT	OFF	DEF	TOT	AVG							
UC Irvine	11/07/2023		13:56	0-1	.000	0-0	.000	0-2	.000	1	2	3	3.0	1	1	1	0	0	0	0.0
Bethesda (CA)	11/09/2023		20:10	4-7	.571	0-2	.000	8-10	.800	2	1	3	3.0	2	3	2	0	2	16	8.0
at Texas Tech	11/12/2023		08:44	1-2	.500	1-2	.500	0-0	.000	1	0	1	2.3	1	0	2	0	0	3	6.3
vs Abilene Christian	11/17/2023		12:14	1-2	.500	0-1	.000	1-2	.500	0	2	2	2.3	0	0	0	0	0	3	5.5
vs Norfolk St.	11/18/2023		18:18	1-5	.200	0-1	.000	5-6	.833	0	2	2	2.2	0	0	0	0	0	7	5.8
vs Hampton	11/20/2023		05:21	0-1	.000	0-0	.000	0-0	.000	0	0	0	1.8	0	0	0	0	0	0	4.8
North Dakota St.	11/27/2023		03:01	0-0	.000	0-0	.000	0-0	.000	0	0	0	1.6	0	0	1	0	0	0	4.1
at Cal Poly	11/29/2023		02:47	0-0	.000	0-0	.000	0-0	.000	0	0	0	1.4	0	0	0	0	0	0	3.6
at Montana	12/02/2023		13:13	3-4	.750	0-0	.000	3-4	.750	0	1	1	1.3	0	0	1	0	0	9	4.2
at North Dakota St.	12/04/2023		03:18	0-0	.000	0-0	.000	0-0	.000	0	0	0	1.2	0	0	0	0	0	0	3.8
New Orleans	12/09/2023	*	16:56	3-5	.600	1-2	.500	0-0	.000	0	4	4	1.5	2	1	0	0	0	7	4.1
Montana	12/17/2023	*	26:13	5-10	.500	1-4	.250	1-3	.333	1	5	6	1.8	4	2	1	0	0	12	4.8
Santa Clara	12/20/2023	*	25:56	3-7	.429	1-3	.333	5-6	.833	3	4	7	2.2	1	3	0	0	2	12	5.3
at Wyoming	01/02/2024		11:33	0-3	.000	0-2	.000	0-0	.000	0	1	1	2.1	1	1	1	1	0	0	4.9
Boise St.	01/05/2024		05:32	1-1	1.000	0-0	.000	0-0	.000	0	0	0	2.0	0	0	0	0	0	2	4.7
San Diego St.	01/09/2024		04:43	0-0	.000	0-0	.000	0-0	.000	0	1	1	1.9	1	1	0	0	0	0	4.4
at Air Force	01/13/2024		12:35	2-3	.667	0-1	.000	0-0	.000	0	1	1	1.9	1	0	1	0	0	4	4.4
at Fresno St.	01/16/2024		08:27	0-2	.000	0-0	.000	0-2	.000	1	2	3	1.9	2	0	1	0	0	0	4.2
New Mexico	01/24/2024		06:04	1-1	1.000	1-1	1.000	0-0	.000	0	0	0	1.8	0	0	1	0	0	3	4.1
UNLV	01/27/2024		04:59	0-1	.000	0-0	.000	0-0	.000	0	1	1	1.8	2	0	0	0	0	0	3.9
at Utah St.	01/30/2024		06:53	2-3	.667	0-1	.000	1-2	.500	0	1	1	1.8	0	1	0	0	0	5	4.0
at Nevada	02/02/2024		19:06	4-6	.667	1-1	1.000	1-4	.250	0	1	1	1.7	0	1	0	0	0	10	4.2
at Colorado St.	02/09/2024		04:38	0-1	.000	0-0	.000	0-0	.000	0	2	2	1.7	1	0	0	0	0	0	4.0
Air Force	02/13/2024		07:58	0-0	.000	0-0	.000	0-0	.000	0	0	0	1.7	2	0	0	0	0	0	3.9
<b>Totals</b>		<b>3</b>	<b>262:36</b>	<b>31-65</b>	<b>.477</b>	<b>6-21</b>	<b>.286</b>	<b>25-41</b>	<b>.610</b>	<b>9</b>	<b>31</b>	<b>40</b>	<b>1.7</b>	<b>21</b>	<b>14</b>	<b>12</b>	<b>1</b>	<b>4</b>	<b>93</b>	<b>3.9</b>

**Player Averages**

Games Played	Minutes/game	Points/game	FG Pct	3FG Pct	FT Pct	Rebounds/game	Assists/game	Turnovers/game	Assist/Turnover ratio	Steals/game	Blocks/game
24	10.9	3.9	47.7	28.6	61.0	1.7	0.6	0.5	1.2	0.2	0.0

				Field Goals		3-Point		F-Throws		Rebounds				Scoring						
SEASON	TEAM	GP-GS	MIN/AVG	FG-FGA	FG%	3FG-3FGA	3FG%	FT-FTA	FT%	OFF	DEF	TOT	AVG	PF-FO	A	TO	BLK	STL	PTS	AVG
2023-24	SJSU	24-3	263/10.9	31-65	.477	6-21	.286	25-41	.610	9	31	40	1.7	21-0	14	12	1	4	93	3.9
<b>TOTAL</b>		<b>24-3</b>	<b>263/10.9</b>	<b>31-65</b>	<b>.477</b>	<b>6-21</b>	<b>.286</b>	<b>25-41</b>	<b>.610</b>	<b>9</b>	<b>31</b>	<b>40</b>	<b>1.7</b>	<b>21-0</b>	<b>14</b>	<b>12</b>	<b>1</b>	<b>4</b>	<b>93</b>	<b>3.9</b>





\*Made his Spartan debut with 11 minutes played against Bethesda

\*Made a 3-pointer for his only points of the game

\*Grabbed two rebounds and dished out two assists

\*Made a 3-pointer against Norfolk State

Season Highs.....	Career Highs
3, Two games .....	Points..... 3, Two games
1, Two games .....	FG Made..... 1, Two games
4, vs. Bethesda, 11/9.....	FG Attempted..... 4, Bethesda, 11/9/23
1, Two games .....	3pt Made..... 1, Two games
4, vs. Bethesda, 11/9.....	3pt Attempted..... 4, Bethesda, 11/9/23
.....	FT Made.....
.....	FT Att.....
2, vs. Bethesda, 11/9.....	Rebounds..... 2, Bethesda, 11/9/23
2, vs. Bethesda, 11/9.....	Assists..... 2, Bethesda, 11/9/23
.....	Blocks.....
.....	Steals.....


**#7**  
**Pasha**  
**Goodarzi**  
**G • 6-3 • 190 • FR**  
**Los Gatos, Calif./**  
**Valley Christian**  
**HS**

Opponent	Date	GS	MIN	Total		3-Pointers		Free throws		Rebounds				PF	A	TO	BLK	STL	PTS	AVG
				FG-FGA	PCT	3FG-3FGA	PCT	FT-FTA	PCT	OFF	DEF	TOT	AVG							
Bethesda (CA)	11/09/2023		11:03	1-4	.250	1-4	.250	0-0	.000	0	2	2	2.0	1	2	0	0	0	3	3.0
vs Norfolk St.	11/18/2023		02:53	1-1	1.000	1-1	1.000	0-0	.000	0	0	0	1.0	0	0	0	0	0	3	3.0
at Montana	12/02/2023		05:42	0-0	.000	0-0	.000	0-0	.000	0	0	0	0.7	1	0	1	0	0	0	2.0
<b>Totals</b>		<b>0</b>	<b>19:38</b>	<b>2-5</b>	<b>.400</b>	<b>2-5</b>	<b>.400</b>	<b>0-0</b>	<b>.000</b>	<b>0</b>	<b>2</b>	<b>2</b>	<b>0.7</b>	<b>2</b>	<b>2</b>	<b>1</b>	<b>0</b>	<b>0</b>	<b>6</b>	<b>2.0</b>

**Player Averages**

Games Played	Minutes/ game	Points/ game	FG Pct	3FG Pct	FT Pct	Rebounds/ game	Assists/ game	Turnovers/ game	Assist/Turnover ratio	Steals/ game	Blocks/ game
3	6.5	2.0	40.0	40.0	0.0	0.7	0.7	0.3	2.0	0.0	0.0

SEASON	TEAM	GP-GS	MIN/AVG	Field Goals		3-Point		F-Throws		Rebounds				Scoring						
				FG-FGA	FG%	3FG-3FGA	3FG%	FT-FTA	FT%	OFF	DEF	TOT	AVG	PF-FO	A	TO	BLK	STL	PTS	AVG
2023-24	SJSU	3-0	20/6.5	2-5	.400	2-5	.400	0-0	.000	0	2	2	0.7	2-0	2	1	0	0	6	2.0
<b>TOTAL</b>		<b>3-0</b>	<b>20/6.5</b>	<b>2-5</b>	<b>.400</b>	<b>2-5</b>	<b>.400</b>	<b>0-0</b>	<b>.000</b>	<b>0</b>	<b>2</b>	<b>2</b>	<b>0.7</b>	<b>2-0</b>	<b>2</b>	<b>1</b>	<b>0</b>	<b>0</b>	<b>6</b>	<b>2.0</b>




Currently out to start the season

Season Highs.....	Career Highs
.....Points.....	.....
.....FG Made.....	.....
.....FG Attempted.....	.....
.....3pt Made.....	.....
.....3pt Attempted.....	.....
.....FT Made.....	.....
.....FT Att.....	.....
.....Rebounds.....	.....
.....Assists.....	.....
.....Blocks.....	.....
.....Steals.....	.....

#8

**Iggy Mitchell**  
G • 6-2 • 200 • FR  
Sydney, Australia/





**#13**  
**Alvaro**  
**Cardenas**  
**G • 6-1 • 180 • JR**  
**Granada, Spain/**  
**Get Better**  
**Academy**

- \*Team Captain
- \*Scored 23 points against Hampton
- \*Had a double-double in back-to-back games with 22 points and 10 rebounds at North Dakota State and 16 points and 10 assists against New Orleans
- \*Registered 11 points and a team-high four assists against Montana
- \*Recorded a double-double against Santa Clara with 14 points and 10 assists
- \*Nearly produced a double-double against Wyoming as he led the Spartans with 21 points and nine rebounds
- \*Distributed a game-high seven assists against Boise State at home
- \*Scored 21 points and distributed a game-high seven assists against San Diego State at home
- \*Nearly registered a double-double at Air Force with 11 points and nine rebounds
- \*Dished out 10 assists versus New Mexico at home
- \*Scored 22 points, going 10-for-12 at the free-throw line against Air Force at home

Season Highs.....	Career Highs
23, vs. Hampton, 11/20.....	Points..... 23, Hampton, 11/20/23
9, Two games .....	FG Made .....
18, at North Dakota St 12/4 ...	FG Attempted.....
4, Two games .....	3pt Made .....
8, at Texas Tech, 11/12.....	3pt Attempted ...
10, vs. Air Force, 2/13.....	FT Made.....
12, vs. Air Force, 2/13.....	FT Att .....
10, at North Dakota St, 12/4 .....	Rebounds.....
10, Three games.....	Assists .....
1, Two games .....	Blocks.....
2, Four games.....	Steals .....

- 5+ Assists Games (30)**
- 10 - vs. New Orleans, 12/9/23**
- 10 - vs. Santa Clara, 12/20/23**
- 10 - vs. New Mexico, 1/24/24**
- 9 - at Air Force, 1/13/24**
- 9 - vs. Fresno State, 1/10/23**
- 8 - vs. Bethesda, 11/9/23**
- 7 - vs. UC Irvine, 11/27/23**
- 7 - vs. North Dakota St 11/27/23**
- 7 - vs. Boise State, 1/5/24**
- 7 - at Cal Baptist, 11/18/21**
- 7 - vs. Bethesda, 1/8/22**
- 7 - vs. Bethesda, 11/12/22**
- 6 - at Fresno St, 1/16/24**
- 6 - vs. UNLV, 1/27/24**
- 6 - vs. San Diego St, 1/9/24**
- 6 - at New Mexico, 1/17/23**
- 6 - at Nevada, 2/21/23**
- 6 - vs. San Diego St, 3/10/23**
- 5 - vs. Abilene Christian, 11/17/23**
- 5 - vs. Norfolk St, 11/18/23**
- 5 - at Montana, 12/2/23**
- 5 - at Utah State, 1/30/24**
- 5 - at Colorado State, 2/9/24**
- 5 - vs. Air Force, 1/25/22**
- 5 - at San Diego St., 2/25/22**
- 5 - at Air Force, 3/1/22**
- 5 - vs. Hofstra, 11/17/22**
- 5 - vs. Oakland, 11/26/22**
- 5 - vs. Colorado St., 2/28/23**

Opponent	Date	GS	MIN	Total		3-Pointers		Free throws		Rebounds				PF	A	TO	BLK	STL	PTS	AVG	
				FG-FGA	PCT	3FG-3FGA	PCT	FT-FTA	PCT	OFF	DEF	TOT	AVG								
UC Irvine	11/07/2023	*	35:15	4-11	.364	1-4	.250	2-3	.667	1	1	2	2.0	3	7	2	0	2	11	11.0	
Bethesda (CA)	11/09/2023	*	28:21	5-9	.556	0-1	.000	4-5	.800	0	2	2	2.0	2	8	3	0	14	12.5		
at Texas Tech	11/12/2023	*	34:45	6-15	.400	2-7	.286	0-0	.000	0	2	2	2.0	3	4	4	1	14	13.0		
vs Abilene Christian	11/17/2023	*	32:56	5-12	.417	1-2	.500	1-1	1.000	0	2	2	2.0	4	5	3	0	12	12.8		
vs Norfolk St.	11/18/2023	*	30:17	2-7	.286	1-4	.250	2-3	.667	1	2	3	2.2	3	5	0	1	7	11.6		
vs Hampton	11/20/2023	*	40:00	9-16	.563	4-8	.500	1-2	.500	2	2	4	2.5	2	1	3	0	23	13.5		
North Dakota St.	11/27/2023	*	35:46	2-6	.333	0-1	.000	6-7	.857	0	3	3	2.6	4	7	2	0	1	10	13.0	
at Cal Poly	11/29/2023	*	41:40	4-16	.250	0-4	.000	3-4	.750	1	3	4	2.8	1	4	2	0	11	12.8		
at Montana	12/02/2023	*	28:12	4-6	.667	1-1	1.000	0-0	.000	0	2	2	2.7	0	5	3	0	1	9	12.3	
at North Dakota St.	12/04/2023	*	40:41	9-18	.500	0-2	.000	4-4	1.000	0	10	10	3.4	4	4	1	0	1	22	13.3	
New Orleans	12/09/2023	*	40:00	6-8	.750	3-3	1.000	1-3	.333	0	3	3	3.4	0	10	2	0	2	16	13.5	
Montana	12/17/2023	*	29:14	5-11	.455	1-3	.333	0-0	.000	1	4	5	3.5	3	4	0	0	2	11	13.3	
Santa Clara	12/20/2023	*	40:00	5-14	.357	2-6	.333	2-2	1.000	0	0	0	3.2	0	10	1	0	0	14	13.4	
at Wyoming	01/02/2024	*	38:42	8-13	.615	4-5	.800	1-2	.500	2	7	9	3.6	1	4	0	0	1	21	13.9	
Boise St.	01/05/2024	*	40:00	3-10	.300	1-3	.333	2-2	1.000	0	4	4	3.7	2	7	0	0	1	9	13.6	
San Diego St.	01/09/2024	*	38:47	6-13	.462	3-7	.429	6-6	1.000	1	3	4	3.7	2	6	2	0	0	21	14.1	
at Air Force	01/13/2024	*	38:22	5-11	.455	1-3	.333	0-0	.000	0	4	4	3.7	1	9	0	1	1	11	13.9	
at Fresno St.	01/16/2024	*	35:04	3-10	.300	1-4	.250	0-0	.000	2	1	3	3.7	2	6	3	0	1	7	13.5	
New Mexico	01/24/2024	*	34:48	2-7	.286	1-4	.250	0-0	.000	0	1	1	3.5	1	10	3	0	1	5	13.1	
UNLV	01/27/2024	*	37:45	6-9	.667	1-1	1.000	1-1	1.000	0	1	1	3.4	1	6	3	0	1	14	13.1	
at Utah St.	01/30/2024	*	35:17	5-11	.455	1-3	.333	0-0	.000	0	1	1	3.3	2	5	4	0	1	11	13.0	
at Nevada	02/02/2024	*	30:49	5-9	.556	3-4	.750	1-2	.500	2	1	3	3.3	2	3	1	0	1	14	13.0	
Fresno St.	02/06/2024	*	37:51	6-16	.375	0-3	.000	0-0	.000	1	4	5	3.3	3	2	2	0	1	12	13.0	
at Colorado St.	02/09/2024	*	36:20	6-13	.462	2-6	.333	0-0	.000	1	3	4	3.4	2	5	2	0	2	14	13.0	
Air Force	02/13/2024	*	38:58	6-9	.667	0-2	.000	10-12	.833	0	3	3	3.4	1	2	3	0	1	22	13.4	
<b>Totals</b>			<b>25</b>	<b>899:51</b>	<b>127-280</b>	<b>.454</b>	<b>34-91</b>	<b>.374</b>	<b>47-59</b>	<b>.797</b>	<b>15</b>	<b>69</b>	<b>84</b>	<b>3.4</b>	<b>49</b>	<b>139</b>	<b>49</b>	<b>3</b>	<b>24</b>	<b>335</b>	<b>13.4</b>

**Player Averages**

Games Played	Minutes/ game	Points/ game	FG Pct	3FG Pct	FT Pct	Rebounds/ game	Assists/ game	Turnovers/ game	Assist/Turnover ratio	Steals/ game	Blocks/ game
25	36.0	13.4	45.4	37.4	79.7	3.4	5.6	2.0	2.8	1.0	0.1


**20+ Point Games (7)**

- 23 - vs. Hampton, 11/20/23**
- 22 - vs. Air Force, 2/13/24**
- 21 - at Wyoming, 1/2/24**
- 20 - vs. Fresno St., 1/10/23**
- 22 - at North Dakota St, 12/4/23**
- 22 - vs. So. Indiana, 3/18/23**
- 21 - vs. San Diego St., 1/9/24**

**10+ Rebound Games (1)**

- 10 - at North Dakota St, 12/4/23**

SEASON	TEAM	GP-GS	MIN/AVG	Field Goals		3-Point		F-Throws		Rebounds				Scoring						
				FG-FGA	FG%	3FG-3FGA	3FG%	FT-FTA	FT%	OFF	DEF	TOT	AVG	PF-FO	A	TO	BLK	STL	PTS	AVG
2021-22	SJSU	31-22	833/26.9	73-172	.424	34-90	.378	21-31	.677	9	66	75	2.4	92-3	81	59	0	29	201	6.5
2022-23	SJSU	35-35	1178/33.7	124-343	.362	55-176	.313	47-61	.770	15	84	99	2.8	77-1	120	69	4	25	350	10.0
2023-24	SJSU	25-25	900/36.0	127-280	.454	34-91	.374	47-59	.797	15	69	84	3.4	49-0	139	49	3	24	335	13.4
<b>TOTAL</b>		<b>91-82</b>	<b>2911/32.0</b>	<b>324-795</b>	<b>.408</b>	<b>123-357</b>	<b>.345</b>	<b>115-151</b>	<b>.762</b>	<b>39</b>	<b>219</b>	<b>258</b>	<b>2.8</b>	<b>218-4</b>	<b>340</b>	<b>177</b>	<b>7</b>	<b>78</b>	<b>886</b>	<b>9.7</b>



**#15**  
**Trey**  
**Anderson**  
**F • 6-7 • 206 • JR**  
**San Diego, Calif./**  
**South Carolina**

- \*Team captain
- \*Led the team in scoring against UC Irvine with 19 points and was 7-for-9 from the field
- \*Added 13 points against Bethesda and 11 points against Abilene Christian
- \*Grabbed seven rebounds against Bethesda, six against Abilene Christian and five at Texas Tech
- \*Dished out two assists and had two steals against UC Irvine
- \*Recorded a double-double of 16 points and 10 rebounds against Norfolk State
- \*Tied his career high of assists (four) and blocks (three) against Hampton
- \*Scored a season-high 21 points against North Dakota State at home
- \*Scored 13 points against Cal Poly, shooting a perfect 5-for-5 from the field
- \*Was sidelined from Dec. 4 until Jan. 2 because of injury

**Season Highs.....Career Highs**  
 21, Two games .....Points..... 23, Pacific, 12/11/21  
 8, at Fresno State, 1/16 .....FG Made ..... 8, Two games  
 13, vs. Boise State, 1/5 .....FG Attempted..... 16, Pacific, 12/11/21  
 5, at Fresno St., 1/16..... 3pt Made ..... 5, Three games  
 7, Two games ..... 3pt Attempted .....9, Pacific, 12/11/21  
 5, vs. San Diego St., 1/9..... FT Made..... 4, Eight games  
 6, vs. Boise State, 1/5 ..... FT Att ..... 8, Fresno State, 1/11/22  
 10, vs. Norfolk State, 11/18.....Rebounds..... 12, Portland, 12/17/21  
 4, vs. Hampton, 11/20 ..... Assists ..... 4, Two games  
 3, Three games .....Blocks..... 3, Four games  
 2, Two games ..... Steals ..... 3, Nevada, 3/9/23

- \*Scored 10+ plus points in the first three conference games of 2024
- \*Shot a perfect 5-for-5 from beyond the arc at Fresno State

- 20+ Points Games (3)**  
 23 - vs. Pacific, 1/21/21  
 21 - vs. NDSU, 11/27/23  
 21 - at Fresno State, 1/16/24
- 10+ Rebound Games (3)**  
 12 - at Portland, 12/17/21  
 11 - at N. Colorado, 11/19/22  
 10 - vs. Norfolk State,  
 11/18/23
- 3+ Block Games (3)**  
 3 - vs. Hampton 11/20/23  
 3 - vs. New Mexico, 1/24/24  
 3 - at San Diego St., 11/18/23

Opponent	Date	GS	MIN	Total		3-Pointers		Free throws		Rebounds				PF	A	TO	BLK	STL	PTS	AVG	
				FG-FGA	PCT	3FG-3FGA	PCT	FT-FTA	PCT	OFF	DEF	TOT	AVG								
UC Irvine	11/07/2023	*	33:37	7-9	.778	2-3	.667	3-4	.750	0	4	4	4.0	2	2	0	1	2	19	19.0	
Bethesda (CA)	11/09/2023	*	18:08	5-10	.500	2-5	.400	1-1	1.000	2	5	7	5.5	3	1	1	0	0	13	16.0	
at Texas Tech	11/12/2023	*	35:41	4-9	.444	1-5	.200	0-2	.000	2	3	5	5.3	2	0	1	1	0	9	13.7	
vs Abilene Christian	11/17/2023	*	37:14	5-10	.500	1-5	.200	0-0	.000	3	3	6	5.5	4	0	0	0	0	11	13.0	
vs Norfolk St.	11/18/2023	*	32:14	6-9	.667	4-7	.571	0-0	.000	1	9	10	6.4	4	1	1	0	1	16	13.6	
vs Hampton	11/20/2023	*	34:30	5-10	.500	2-4	.500	0-0	.000	3	1	4	6.0	3	4	0	3	1	12	13.3	
North Dakota St.	11/27/2023	*	35:19	7-10	.700	4-6	.667	3-3	1.000	3	4	7	6.1	0	2	0	2	0	21	14.4	
at Cal Poly	11/29/2023	*	25:09	5-5	1.000	3-3	1.000	0-0	.000	0	2	2	5.6	5	2	0	1	0	13	14.3	
at Montana	12/02/2023	*	25:37	2-8	.250	1-3	.333	0-2	.000	0	5	5	5.6	3	0	0	1	0	5	13.2	
at North Dakota St.	12/04/2023	*	40:00	3-8	.375	0-3	.000	3-3	1.000	2	2	4	5.4	3	0	0	1	0	9	12.8	
at Wyoming	01/02/2024	*	32:07	3-6	.500	1-3	.333	3-4	.750	0	5	5	5.4	1	0	3	0	0	10	12.5	
Boise St.	01/05/2024	*	37:05	4-13	.308	0-7	.000	5-6	.833	1	3	4	5.3	3	0	0	0	1	13	12.6	
San Diego St.	01/09/2024	*	35:51	3-11	.273	0-3	.000	5-5	1.000	3	3	6	5.3	3	3	0	0	1	11	12.5	
at Air Force	01/13/2024	*	14:60	2-2	1.000	1-1	1.000	0-0	.000	1	1	2	5.1	5	0	0	0	1	5	11.9	
at Fresno St.	01/16/2024	*	34:33	8-12	.667	5-5	1.000	0-0	.000	3	3	6	5.1	1	0	1	1	2	21	12.5	
New Mexico	01/24/2024	*	34:13	3-8	.375	2-5	.400	0-0	.000	2	2	4	5.1	2	2	3	3	0	8	12.3	
UNLV	01/27/2024	*	38:27	4-7	.571	2-4	.500	1-2	.500	0	2	2	4.9	2	1	1	0	0	11	12.2	
at Utah St.	01/30/2024	*	30:01	2-8	.250	1-3	.333	2-2	1.000	1	3	4	4.8	2	0	0	1	0	7	11.9	
at Nevada	02/02/2024	*	22:21	4-11	.364	2-6	.333	1-1	1.000	0	0	0	4.6	3	2	0	1	0	11	11.8	
Fresno St.	02/06/2024	*	25:14	4-7	.571	1-2	.500	2-3	.667	0	2	2	4.5	2	0	2	0	1	11	11.8	
at Colorado St.	02/09/2024	*	29:23	4-10	.400	0-1	.000	0-0	.000	1	6	7	4.6	4	2	3	0	1	8	11.6	
Air Force	02/13/2024	*	28:34	3-4	.750	0-0	.000	0-0	.000	0	3	3	4.5	4	1	0	0	0	6	11.4	
<b>Totals</b>			<b>22</b>	<b>680:18</b>	<b>93-187</b>	<b>.497</b>	<b>35-84</b>	<b>.417</b>	<b>29-38</b>	<b>.763</b>	<b>28</b>	<b>71</b>	<b>99</b>	<b>4.5</b>	<b>61</b>	<b>23</b>	<b>16</b>	<b>16</b>	<b>11</b>	<b>250</b>	<b>11.4</b>

**Player Averages**

Games Played	Minutes/game	Points/game	FG Pct	3FG Pct	FT Pct	Rebounds/game	Assists/game	Turnovers/game	Assist/Turnover ratio	Steals/game	Blocks/game
22	30.9	11.4	49.7	41.7	76.3	4.5	1.0	0.7	1.4	0.5	0.7

SEASON	TEAM	GP-GS	MIN/AVG	Field Goals		3-Point		F-Throws		Rebounds				Scoring						
				FG-FGA	FG%	3FG-3FGA	3FG%	FT-FTA	FT%	OFF	DEF	TOT	AVG	PF-FO	A	TO	BLK	STL	PTS	AVG
2019-20	USC	8-0	22/2.8	0-7	.000	0-3	.000	2-2	1.000	0	0	0	0.0	2-0	0	0	0	1	2	0.3
2020-21	USC	13-1	93/7.2	14-23	.609	2-8	.250	3-6	.500	9	6	15	1.2	9-0	4	1	0	2	33	2.5
2021-22	SJSU	30-25	800/26.7	95-203	.468	43-95	.453	29-44	.659	33	89	122	4.1	106-6	29	36	6	8	262	8.7
2022-23	SJSU	35-35	863/24.7	68-174	.391	43-113	.381	39-45	.867	24	72	96	2.7	92-1	32	35	11	15	218	6.2
2023-24	SJSU	22-22	680/30.9	93-187	.497	35-84	.417	29-38	.763	28	71	99	4.5	61-2	23	16	16	11	250	11.4
<b>TOTAL FOR SJSU</b>		<b>87-82</b>	<b>2343/26.9</b>	<b>256-564</b>	<b>.454</b>	<b>121-292</b>	<b>.414</b>	<b>97-127</b>	<b>.764</b>	<b>85</b>	<b>232</b>	<b>317</b>	<b>3.6</b>	<b>259-9</b>	<b>84</b>	<b>87</b>	<b>33</b>	<b>34</b>	<b>730</b>	<b>8.4</b>
<b>TOTAL</b>		<b>108-83</b>	<b>2458/22.8</b>	<b>270-594</b>	<b>.455</b>	<b>123-303</b>	<b>.406</b>	<b>102-135</b>	<b>.756</b>	<b>94</b>	<b>238</b>	<b>332</b>	<b>3.1</b>	<b>270-9</b>	<b>88</b>	<b>88</b>	<b>33</b>	<b>37</b>	<b>765</b>	<b>7.1</b>



**#20  
Christian  
Wise**

\*Made his collegiate debut against Bethesda

\*Scored six points against Bethesda as he was 3-for-4 from the field including a dunk

\*Scored three points and grabbed seven rebounds at Utah State

\*Played 21:27 minutes at Nevada and recorded two blocks

\*Led the Spartans with eight rebounds versus Fresno State at home

Season Highs	Career Highs
6, vs. Bethesda, 11/9	Points ..... 6, Bethesda, 11/9/23
3, vs. Bethesda, 11/9	FG Made ..... 3, Bethesda, 11/9/23
6, vs. Fresno State, 2/6	FG Attempted ...6, Fresno State, 2/6/24
	3pt Made .....
	3pt Attempted .....
1, at Utah State, 1/30	FT Made..... 1, Utah State, 1/30/24
2, at Utah State, 1/30	FT Att..... 2, Utah State, 1/30/24
8, vs. Fresno State, 2/6	Rebounds.....8, Fresno State, 2/6
1, Three games	Assists ..... 1, Three games
2, Two games	Blocks..... 2, Two games
1, at Nevada, 2/2	Steals ..... 1, Nevada, 2/2/24

Opponent	Date	GS	MIN	Total		3-Pointers		Free throws		Rebounds				PF	A	TO	BLK	STL	PTS	AVG
				FG-FGA	PCT	3FG-3FGA	PCT	FT-FTA	PCT	OFF	DEF	TOT	AVG							
Bethesda (CA)	11/09/2023		06:07	3-4	.750	0-0	.000	0-0	.000	1	1	2	2.0	0	0	0	0	0	6	6.0
vs Norfolk St.	11/18/2023		02:27	0-0	.000	0-0	.000	0-0	.000	0	2	2	2.0	0	0	1	1	0	0	3.0
at Montana	12/02/2023		02:57	0-0	.000	0-0	.000	0-0	.000	0	2	2	2.0	0	0	0	0	0	0	2.0
New Mexico	01/24/2024		01:57	1-1	1.000	0-0	.000	0-0	.000	1	1	2	2.0	0	0	1	0	0	2	2.0
at Utah St.	01/30/2024		14:57	1-2	.500	0-0	.000	1-2	.500	3	4	7	3.0	4	1	0	0	0	3	2.2
at Nevada	02/02/2024		21:27	2-2	1.000	0-0	.000	0-0	.000	2	4	6	3.5	4	0	1	2	1	4	2.5
Fresno St.	02/06/2024		17:55	2-6	.333	0-0	.000	0-0	.000	2	6	8	4.1	1	1	0	2	0	4	2.7
at Colorado St.	02/09/2024		12:29	0-1	.000	0-0	.000	0-0	.000	2	2	4	4.1	0	0	0	0	0	0	2.4
Air Force	02/13/2024		16:09	1-1	1.000	0-0	.000	0-0	.000	1	1	2	3.9	2	1	0	0	1	2	2.3
<b>Totals</b>		<b>0</b>	<b>96:26</b>	<b>10-17</b>	<b>.588</b>	<b>0-0</b>	<b>.000</b>	<b>1-2</b>	<b>.500</b>	<b>12</b>	<b>23</b>	<b>35</b>	<b>3.9</b>	<b>11</b>	<b>3</b>	<b>3</b>	<b>5</b>	<b>2</b>	<b>21</b>	<b>2.3</b>

**Player Averages**

Games Played	Minutes/ game	Points/ game	FG Pct	3FG Pct	FT Pct	Rebounds/ game	Assists/ game	Turnovers/ game	Assist/Turnover ratio	Steals/ game	Blocks/ game
9	10.7	2.3	58.8	0.0	50.0	3.9	0.3	0.3	1.0	0.2	0.6

SEASON	TEAM	GP-GS	MIN/AVG	Field Goals		3-Point		F-Throws		Rebounds				Scoring						
				FG-FGA	FG%	3FG-3FGA	3FG%	FT-FTA	FT%	OFF	DEF	TOT	AVG	PF-FO	A	TO	BLK	STL	PTS	AVG
2023-24	SJSU	9-0	96/10.7	10-17	.588	0-0	.000	1-2	.500	12	23	35	3.9	11-0	3	3	5	2	21	2.3
<b>TOTAL</b>		<b>9-0</b>	<b>96/10.7</b>	<b>10-17</b>	<b>.588</b>	<b>0-0</b>	<b>.000</b>	<b>1-2</b>	<b>.500</b>	<b>12</b>	<b>23</b>	<b>35</b>	<b>3.9</b>	<b>11-0</b>	<b>3</b>	<b>3</b>	<b>5</b>	<b>2</b>	<b>21</b>	<b>2.3</b>



- \*Made his Spartan debut against UC Irvine
- \*One of the first off the bench for SJSU
- \*Scored 11 points against Bethesda and seven versus UC Irvine
- \*Grabbed four rebounds and dished out an assist in 25 minutes of action against UC Irvine
- \*4-of-6 from the field against Bethesda

**#21**  
**William Humer**  
**F • 6-10 • 228 • SO**  
**Sollentuna, Sweden/ McCook CC**

- \*Collected eight rebounds against Abilene Christian
- \*Recorded a block against Abilene Christian
- \*First steal of the season against Norfolk State
- \*Made two 3-pointers against North Dakota St.
- \*Scored nine points against Cal Poly, shooting a perfect 4-for-4 from the field
- \*Got his first career start against Montana and scored 11 points
- \*Was a game-high +17 against Santa Clara

Season Highs.....	Career Highs
11, Three games	Points..... 11, Three games
5, at Montana, 12/2	FG Made..... 5, Montana 12/2/23
9, vs. Montana, 12/17	FG Attempted..... 9, Montana, 12/17/23
2, vs. North Dakota St, 11/27	3pt Made..... 2, NDSU, 11/27/23
7, vs. UC Irvine, 11/7	3pt Attempted..... 7, UC Irvine, 11/7/23
3, vs. Bethesda, 11/9	FT Made..... 3, Bethesda, 11/9/23
3, vs. Bethesda, 11/9	FT Att..... 3, Bethesda, 11/9/23
8, vs. Abilene Christian, 11/17	Rebounds..... 8, Abilene Christian, 11/17
4, vs. Bethesda, 11/9	Assists..... 4, Bethesda, 11/9/23
1, Three games	Blocks..... 1, Three games
2, vs. Boise St, 1/5	Steals..... 2, Boise St, 1/5/24

Opponent	Date	GS	MIN	Total		3-Pointers		Free throws		Rebounds				PF	A	TO	BLK	STL	PTS	AVG
				FG-FGA	PCT	3FG-3FGA	PCT	FT-FTA	PCT	OFF	DEF	TOT	AVG							
UC Irvine	11/07/2023		25:04	2-8	.250	1-7	.143	2-2	1.000	0	4	4	4.0	4	1	3	0	0	7	7.0
Bethesda (CA)	11/09/2023		13:58	4-6	.667	0-2	.000	3-3	1.000	1	1	2	3.0	1	4	0	0	0	11	9.0
at Texas Tech	11/12/2023		19:33	1-3	.333	0-2	.000	0-0	.000	0	3	3	3.0	2	0	1	0	0	2	6.7
vs Abilene Christian	11/17/2023		16:47	2-5	.400	0-1	.000	0-0	.000	3	5	8	4.3	4	0	0	1	0	4	6.0
vs Norfolk St.	11/18/2023		08:22	0-0	.000	0-0	.000	0-0	.000	0	1	1	3.6	1	0	1	0	1	0	4.8
vs Hampton	11/20/2023		01:14	0-0	.000	0-0	.000	0-0	.000	0	0	0	3.0	1	0	1	0	0	0	4.0
North Dakota St.	11/27/2023		14:27	2-5	.400	2-3	.667	0-0	.000	0	2	2	2.9	2	0	2	0	1	6	4.3
at Cal Poly	11/29/2023		19:03	4-4	1.000	1-1	1.000	0-0	.000	3	0	3	2.9	3	0	2	0	1	9	4.9
at Montana	12/02/2023		16:23	5-7	.714	0-1	.000	1-1	1.000	0	0	0	2.6	0	1	1	0	0	11	5.6
at North Dakota St.	12/04/2023		09:10	0-0	.000	0-0	.000	0-0	.000	0	1	1	2.4	3	0	1	0	0	0	5.0
New Orleans	12/09/2023		12:24	1-2	.500	0-1	.000	0-2	.000	2	1	3	2.5	2	2	1	1	0	2	4.7
Montana	12/17/2023	*	25:07	4-9	.444	1-2	.500	2-2	1.000	3	3	6	2.8	4	1	0	1	1	11	5.3
Santa Clara	12/20/2023	*	11:30	0-0	.000	0-0	.000	2-2	1.000	1	0	1	2.6	5	0	0	0	0	2	5.0
at Wyoming	01/02/2024		13:59	3-5	.600	1-3	.333	0-0	.000	1	2	3	2.6	4	1	2	0	0	7	5.1
Boise St.	01/05/2024		12:34	1-3	.333	0-1	.000	0-0	.000	0	0	0	2.5	3	2	0	0	2	2	4.9
San Diego St.	01/09/2024		11:30	0-0	.000	0-0	.000	0-0	.000	0	1	1	2.4	4	0	1	0	0	0	4.6
at Air Force	01/13/2024		03:43	0-0	.000	0-0	.000	0-0	.000	0	1	1	2.3	1	0	1	0	0	0	4.4
at Fresno St.	01/16/2024		03:30	0-2	.000	0-2	.000	0-0	.000	1	1	2	2.3	0	0	0	0	0	0	4.1
New Mexico	01/24/2024		10:22	1-1	1.000	0-0	.000	0-0	.000	2	1	3	2.3	0	0	0	1	1	2	4.0
UNLV	01/27/2024		01:20	0-1	.000	0-1	.000	0-0	.000	0	0	0	2.2	1	1	0	0	0	0	3.8
at Nevada	02/02/2024		08:49	0-1	.000	0-0	.000	0-0	.000	1	0	1	2.1	0	1	1	0	0	0	3.6
at Colorado St.	02/09/2024		04:54	0-0	.000	0-0	.000	0-0	.000	0	2	2	2.1	0	0	0	0	0	0	3.5
<b>Totals</b>			<b>2 263:43</b>	<b>30-62</b>	<b>.484</b>	<b>6-27</b>	<b>.222</b>	<b>10-12</b>	<b>.833</b>	<b>18</b>	<b>29</b>	<b>47</b>	<b>2.1</b>	<b>45</b>	<b>14</b>	<b>18</b>	<b>4</b>	<b>7</b>	<b>76</b>	<b>3.5</b>

**Player Averages**

Games Played	Minutes/game	Points/game	FG Pct	3FG Pct	FT Pct	Rebounds/game	Assists/game	Turnovers/game	Assist/Turnover ratio	Steals/game	Blocks/game
22	12.0	3.5	48.4	22.2	83.3	2.1	0.6	0.8	0.8	0.3	0.2

SEASON	TEAM	GP-GS	MIN/AVG	Field Goals		3-Point		F-Throws		Rebounds				Scoring						
				FG-FGA	FG%	3FG-3FGA	3FG%	FT-FTA	FT%	OFF	DEF	TOT	AVG	PF-FO	A	TO	BLK	STL	PTS	AVG
2023-24	SJSU	22-2	264/12.0	30-62	.484	6-27	.222	10-12	.833	18	29	47	2.1	45-1	14	18	4	7	76	3.5
<b>TOTAL</b>		<b>22-2</b>	<b>264/12.0</b>	<b>30-62</b>	<b>.484</b>	<b>6-27</b>	<b>.222</b>	<b>10-12</b>	<b>.833</b>	<b>18</b>	<b>29</b>	<b>47</b>	<b>2.1</b>	<b>45-1</b>	<b>14</b>	<b>18</b>	<b>4</b>	<b>7</b>	<b>76</b>	<b>3.5</b>



\*Key player off the bench for the Spartans in 2022-23

\*Team captain

\*Currently out due to injury

Season Highs	Career Highs
Points	18, Air Force, 1/24/23
FG Made	9, Air Force, 1/24/23
FG Att	12, Air Force, 1/24/23
3pt Made	
3pt Attempted	
FT Made	5, Boise State, 2/25/23
FT Att	8, Boise State, 2/25/23
Rebounds	13, UNLV, 12/28/22
Assists	2, Five games
Blocks	3, Colorado St., 12/31/22
Steals	3, New Mexico, 1/17/23

**#22**  
**Robert Vaihola**  
**F • 6-8 • 245 • SO**  
**San Mateo, Calif./**  
**Fresno State**

10+ Rebound Games (5)
13 - UNLV, 12/28/22
11 - Boise State, 2/28/23
10 -Bethesda, 11/12/22
10 - at New Mexico, 1/17/23
10 - Air Force, 1/24/23

SEASON	TEAM	GP-GS	MIN/AVG	Field Goals		3-Point		F-Throws		Rebounds				Scoring						
				FG-FGA	FG%	3FG-3FGA	3FG%	FT-FTA	FT%	OFF	DEF	TOT	AVG	PF-FO	A	TO	BLK	STL	PTS	AVG
2021-22	Fresno	22-0	150/6.8	13-17	.765	0-0	.000	6-17	.353	13	30	43	2.0	13-0	5	9	5	1	32	1.5
2022-23	SJSU	35-0	702/20.1	116-163	.712	0-0	.000	34-60	.567	106	122	228	6.5	66-1	19	50	20	14	266	7.6
<b>TOTAL FOR SJSU</b>		<b>35-0</b>	<b>702/20.1</b>	<b>116-163</b>	<b>.712</b>	<b>0-0</b>	<b>.000</b>	<b>34-60</b>	<b>.567</b>	<b>106</b>	<b>122</b>	<b>228</b>	<b>6.5</b>	<b>66-1</b>	<b>19</b>	<b>50</b>	<b>20</b>	<b>14</b>	<b>266</b>	<b>7.6</b>
<b>TOTAL</b>		<b>57-0</b>	<b>853/15.0</b>	<b>129-180</b>	<b>.717</b>	<b>0-0</b>	<b>.000</b>	<b>40-77</b>	<b>.519</b>	<b>119</b>	<b>152</b>	<b>271</b>	<b>4.8</b>	<b>79-1</b>	<b>24</b>	<b>59</b>	<b>25</b>	<b>15</b>	<b>298</b>	<b>5.2</b>



\*Played his first game of the season against Norfolk State after recovering from an injury, dishing out three assists and grabbing one rebound

\*Had two steals against Hampton

\*Registered eight points, four rebounds and two blocks against North Dakota St

\*Produced double-digit points in back-to-back games, against New Orleans and Montana

**Season Highs.....Career Highs**  
 11, vs. New Orleans, 12/9.....Points..... 11, New Orleans, 12/9/23  
 5, vs. New Mexico, 1/24 .....FG Made ..... 5, New Mexico, 1/24  
 7, Two games .....FG Attempted.....7, Two games  
 2, Two games .....3pt Made ..... 2, Two games  
 3, Two games .....3pt Attempted ..... 3, Two games  
 5, vs. New Orleans, 12/9 ..... FT Made.....5, New Orleans, 12/9/23  
 7, vs. New Orleans, 12/9 ..... FT Att .....7, New Orleans, 12/9/23  
 4, vs. North Dakota St, 11/27 .....Rebounds. 4, North Dakota St, 11/27/23  
 3, Two games ..... Assists ..... 3, Two games  
 2, vs. North Dakota St, 11/27 .....Blocks..... 2, NDSU, 11/27/23  
 2, Two games ..... Steals ..... 2, Two games

#23

Diogo (DJ)  
Seixas

F • 6-8 • 235 • FR  
Lisbon, Portugal/  
212 Sports  
Academy

\*Scored nine points against Santa Clara, shooting 4-for-5 from the field

\*Knocked down two 3-pointers against Air Force

\*Scored 10 points against New Mexico

\*Got his first career start, against Air Force at home

Opponent	Date	GS	MIN	Total		3-Pointers		Free throws		Rebounds				PF	A	TO	BLK	STL	PTS	AVG
				FG-FGA	PCT	3FG-3FGA	PCT	FT-FTA	PCT	OFF	DEF	TOT	AVG							
vs Norfolk St.	11/18/2023		13:32	0-0	.000	0-0	.000	0-0	.000	0	1	1	1.0	2	3	1	0	0	0	0.0
vs Hampton	11/20/2023		09:42	0-1	.000	0-1	.000	0-0	.000	0	1	1	1.0	3	0	1	0	2	0	0.0
North Dakota St.	11/27/2023		18:57	3-4	.750	1-2	.500	1-1	1.000	1	3	4	2.0	3	0	2	2	0	8	2.7
at Cal Poly	11/29/2023		10:48	0-2	.000	0-2	.000	0-0	.000	0	1	1	1.8	2	0	1	0	0	0	2.0
at Montana	12/02/2023		07:28	0-2	.000	0-1	.000	0-0	.000	0	2	2	1.8	1	0	3	0	0	0	1.6
at North Dakota St.	12/04/2023		09:27	1-4	.250	0-1	.000	0-0	.000	0	1	1	1.7	3	0	0	0	0	2	1.7
New Orleans	12/09/2023		13:21	3-4	.750	0-1	.000	5-7	.714	1	1	2	1.7	1	1	0	2	11	3.0	
Montana	12/17/2023		13:43	3-5	.600	2-2	1.000	2-2	1.000	0	1	1	1.6	0	0	1	0	10	3.9	
Santa Clara	12/20/2023		09:57	4-5	.800	0-0	.000	1-1	1.000	0	0	0	1.4	2	1	1	0	0	9	4.4
at Wyoming	01/02/2024		04:54	1-1	1.000	1-1	1.000	0-0	.000	0	0	0	1.3	3	0	1	0	0	3	4.3
Boise St.	01/05/2024		01:59	0-0	.000	0-0	.000	0-0	.000	0	0	0	1.2	0	0	0	0	0	0	3.9
San Diego St.	01/09/2024		16:05	2-6	.333	0-2	.000	1-1	1.000	0	2	2	1.3	3	1	0	0	0	5	4.0
at Air Force	01/13/2024		15:40	2-3	.667	2-3	.667	0-0	.000	0	2	2	1.3	3	0	1	0	0	6	4.2
at Fresno St.	01/16/2024		19:27	3-7	.429	1-3	.333	0-0	.000	1	1	2	1.4	1	3	0	0	1	7	4.4
New Mexico	01/24/2024		12:05	5-7	.714	0-0	.000	0-0	.000	1	0	1	1.3	4	0	1	0	0	10	4.7
UNLV	01/27/2024		16:54	2-3	.667	1-2	.500	0-2	.000	1	0	1	1.3	3	1	2	0	0	5	4.8
at Utah St.	01/30/2024		09:37	1-1	1.000	0-0	.000	1-1	1.000	0	0	0	1.2	3	1	1	0	1	3	4.6
at Nevada	02/02/2024		11:29	0-1	.000	0-1	.000	0-0	.000	0	1	1	1.2	2	0	1	0	1	0	4.4
Fresno St.	02/06/2024		06:54	1-3	.333	0-1	.000	0-0	.000	0	1	1	1.2	2	0	0	0	0	2	4.3
at Colorado St.	02/09/2024		16:01	0-3	.000	0-1	.000	1-2	.500	0	2	2	1.3	3	1	0	0	0	1	4.1
Air Force	02/13/2024	*	12:22	1-2	.500	0-0	.000	0-0	.000	0	1	1	1.2	2	2	0	0	0	2	4.0
<b>Totals</b>		<b>1</b>	<b>250:21</b>	<b>32-64</b>	<b>.500</b>	<b>8-24</b>	<b>.333</b>	<b>12-17</b>	<b>.706</b>	<b>5</b>	<b>21</b>	<b>26</b>	<b>1.2</b>	<b>46</b>	<b>14</b>	<b>17</b>	<b>2</b>	<b>7</b>	<b>84</b>	<b>4.0</b>

Player Averages

Games Played	Minutes/ game	Points/ game	FG Pct	3FG Pct	FT Pct	Rebounds/ game	Assists/ game	Turnovers/ game	Assist/Turnover ratio	Steals/ game	Blocks/ game
21	11.9	4.0	50.0	33.3	70.6	1.2	0.7	0.8	0.8	0.3	0.1

SEASON	TEAM	Field Goals		3-Point		F-Throws		Rebounds				Scoring								
		GP-GS	MIN/AVG	FG-FGA	FG%	3FG-3FGA	3FG%	FT-FTA	FT%	OFF	DEF	TOT	AVG	PF-FO	A	TO	BLK	STL	PTS	AVG
2023-24	SJSU	21-1	250/11.9	32-64	.500	8-24	.333	12-17	.706	5	21	26	1.2	46-0	14	17	2	7	84	4.0
<b>TOTAL</b>		<b>21-1</b>	<b>250/11.9</b>	<b>32-64</b>	<b>.500</b>	<b>8-24</b>	<b>.333</b>	<b>12-17</b>	<b>.706</b>	<b>5</b>	<b>21</b>	<b>26</b>	<b>1.2</b>	<b>46-0</b>	<b>14</b>	<b>17</b>	<b>2</b>	<b>7</b>	<b>84</b>	<b>4.0</b>





\*Made his Spartan debut against Bethesda  
 \*Made a 3-pointer versus Bethesda  
 \* Made a 3-pointer against Norfolk-State

Season Highs.....	Career Highs
3, Two games .....	Points..... 3, Two games
1, Two games .....	FG Made .....
1, Two games .....	FG Attempted..... 1, Two games
1, Two games .....	3pt Made .....
1, Two games .....	3pt Attempted .....
.....	FT Made.....
.....	FT Att .....
.....	Rebounds.....
.....	Assists .....
.....	Blocks.....
.....	Steals .....

**#24**  
**Bennett**  
**Blackerby**  
**G • 6-0 • 180 • FR**  
**Austin, Texas/**  
**L.C. Anderson HS**

Opponent	Date	GS	MIN	Total		3-Pointers		Free throws		Rebounds				PF				PTS	AVG	
				FG-FGA	PCT	3FG-3FGA	PCT	FT-FTA	PCT	OFF	DEF	TOT	AVG	A	TO	BLK	STL			
Bethesda (CA)	11/09/2023		03:42	1-1	1.000	1-1	1.000	0-0	.000	0	0	0	0.0	0	0	0	0	0	3	3.0
vs Norfolk St.	11/18/2023		02:27	1-1	1.000	1-1	1.000	0-0	.000	0	0	0	0.0	0	0	0	0	0	3	3.0
at Montana	12/02/2023		02:57	0-0	.000	0-0	.000	0-0	.000	0	0	0	0.0	1	0	0	0	0	0	2.0
at Utah St.	01/30/2024		01:40	0-0	.000	0-0	.000	0-0	.000	0	0	0	0.0	0	0	1	0	0	0	1.5
at Nevada	02/02/2024		02:59	0-0	.000	0-0	.000	0-0	.000	0	0	0	0.0	0	0	0	0	0	0	1.2
<b>Totals</b>		<b>0</b>	<b>13:45</b>	<b>2-2</b>	<b>1.000</b>	<b>2-2</b>	<b>1.000</b>	<b>0-0</b>	<b>.000</b>	<b>0</b>	<b>0</b>	<b>0</b>	<b>0.0</b>	<b>1</b>	<b>0</b>	<b>1</b>	<b>0</b>	<b>0</b>	<b>6</b>	<b>1.2</b>

**Player Averages**

Games Played	Minutes/game	Points/game	FG Pct	3FG Pct	FT Pct	Rebounds/game	Assists/game	Turnovers/game	Assist/Turnover ratio	Steals/game	Blocks/game
5	2.8	1.2	100.0	100.0	0.0	0.0	0.0	0.2	0.0	0.0	0.0

SEASON	TEAM	GP-GS	MIN/AVG	Field Goals		3-Point		F-Throws		Rebounds				Scoring						
				FG-FGA	FG%	3FG-3FGA	3FG%	FT-FTA	FT%	OFF	DEF	TOT	AVG	PF-FO	A	TO	BLK	STL	PTS	AVG
2023-24	SJSU	5-0	14/2.8	2-2	1.000	2-2	1.000	0-0	.000	0	0	0	0.0	1-0	0	1	0	0	6	1.2
<b>TOTAL</b>		<b>5-0</b>	<b>14/2.8</b>	<b>2-2</b>	<b>1.000</b>	<b>2-2</b>	<b>1.000</b>	<b>0-0</b>	<b>.000</b>	<b>0</b>	<b>0</b>	<b>0</b>	<b>0.0</b>	<b>1-0</b>	<b>0</b>	<b>1</b>	<b>0</b>	<b>0</b>	<b>6</b>	<b>1.2</b>