



Officials: Randy Heimerman, Doug Sturdivan, James Ford

Wyoming - 80

Record: 13-12 (6-6)

NO.	Name	F	Min	FG	3P	FT	Rebounds			Fouls		TP	AS	TO	ST	Blocks		+/-
				M-A	M-A	M-A	OR	DR	TOT	PF	FD					BS	BA	
33	Mason Walters	F	30:19	7-12	0-0	4-5	2	5	7	4	4	18	2	2	0	0	1	11
44	Caden Powell	F	27:33	3-3	0-0	0-2	2	3	5	3	7	6	1	2	0	0	0	-5
1	Brendan Wenzel	G	36:57	4-10	3-7	0-0	0	3	3	2	1	11	2	0	1	0	1	4
3	Sam Griffin	G	38:29	6-15	3-10	6-6	0	7	7	2	3	21	3	1	1	0	1	6
13	Akuel Kot	G	27:23	7-10	4-5	2-2	0	5	5	1	1	20	2	2	0	0	0	13
5	Cam Manyawu		12:48	0-0	0-0	0-0	1	1	2	3	0	0	1	4	1	1	0	5
15	Oleg Kojenets		03:51	1-1	0-0	0-0	0	1	1	0	0	2	0	1	0	0	0	2
11	Kael Combs		10:55	0-3	0-1	0-0	1	1	2	0	0	0	0	0	0	0	0	-9
22	Kenny Foster		11:45	1-2	0-0	0-0	1	1	2	2	0	2	1	1	0	0	0	-2
Team							2	1	3			0		0				
Totals				29-56	10-23	12-15	9	28	37	17	16	80	12	13	3	1	3	5

Shooting By Period		
1 st FG%	16-31	51.6%
3PT%	9-18	50.0%
FT%	2-2	100%
2 nd FG%	13-25	52.0%
3PT%	1-5	20.0%
FT%	10-13	76.9%
GM FG%	29-56	51.8%
3PT%	10-23	43.5%
FT%	12-15	80.0%

Dead Ball Rebounds: 1, 0

Technical Fouls::NONE

San Jose St. - 75

Record: 9-17 (2-11)

NO.	Name	F	Min	FG	3P	FT	Rebounds			Fouls		TP	AS	TO	ST	Blocks		+/-
				M-A	M-A	M-A	OR	DR	TOT	PF	FD					BS	BA	
5	Tibet Gorener	F	32:05	3-10	0-4	3-3	2	0	2	1	3	9	1	3	0	0	1	3
15	Trey Anderson	F	32:22	3-7	1-4	2-2	0	1	1	4	2	9	1	1	1	0	0	-2
23	Diogo Seixas	F	05:30	0-0	0-0	0-0	0	0	0	2	0	0	0	1	0	0	0	-3
0	Myron Amey Jr.	G	36:21	7-16	3-5	2-2	0	3	3	1	4	19	6	1	4	0	0	-6
2	Rickey Mitchell Jr.	G	24:35	3-7	1-3	0-0	0	1	1	1	0	7	2	0	0	0	0	-1
4	Adrame Diongue		21:12	3-4	0-0	1-2	0	7	7	3	2	7	1	1	2	2	0	10
1	Garrett Anderson		14:12	1-4	1-3	0-0	0	0	0	0	0	3	1	1	0	0	0	-17
6	Latrell Davis		20:34	7-8	2-3	4-5	0	2	2	3	3	20	0	0	0	0	0	1
20	Christian Wise		13:09	0-0	0-0	1-4	2	2	4	1	3	1	0	1	0	1	0	-10
Team							1	4	5			0		0				
Totals				27-56	8-22	13-18	5	20	25	16	17	75	12	9	7	3	1	-5

Shooting By Period		
1 st FG%	10-26	38.5%
3PT%	3-10	30.0%
FT%	6-10	60%
2 nd FG%	17-30	56.7%
3PT%	5-12	41.7%
FT%	7-8	87.5%
GM FG%	27-56	48.2%
3PT%	8-22	36.4%
FT%	13-18	72.2%

Dead Ball Rebounds: 1, 0

Technical Fouls::NONE

	Wyo	SJSU
Biggest lead	15 (1 st 0:48)	0 (1 st 20:00)
Best Scoring Run	8 (1 st 12:39)	8 (2 nd 17:21)
Lead Changes	0	
Times Tied	2	
Time with Lead	38:54	00:00

Points from	Wyo	SJSU
Turnovers	7	13
Paint	28	36
Second Chance	8	10
Fast Breaks	4	13
Bench	4	31

	Period by Period Scoring		
	1st	2nd	TOT
Wyo	43	37	80
SJSU	29	46	75



Officials: Randy Heimerman, Doug Sturdivan, James Ford

Period 1

Quarter Starters:

SJSU	0 Amey Jr. M	2 Mitchell Jr. R	5 Gorener T	15 Anderson T	23 Seixas D
Wyo	1 Wenzel B	3 Griffin S	13 Kot A	33 Walters M	44 Powell C

Game Time	SJSU	Score	Diff	Wyo
20:00	5 GORENER T jumpball lost			44 POWELL C jumpball won
19:35				1 WENZEL B 2pt FG in the paint, floating jump shot missed
19:35				offensive rebound (1)
19:25		0-2	-2	3 GRIFFIN S 2pt FG second chance outside the paint, jump shot made (2)
19:12	15 ANDERSON T turnover bad pass (1)			
18:54				13 KOT A turnover travel (1)
18:40	5 GORENER T turnover travel (1)			
18:28				33 WALTERS M turnover bad pass (1)
18:20	0 AMEY JR. M 2pt FG from turnover in the paint, layup missed			
18:16				33 WALTERS M defensive rebound (1)
17:56		0-4	-4	44 POWELL C 2pt FG in the paint, jump shot made (2)
17:40	23 SEIXAS D foul offensive (1 - 1)			44 POWELL C foul drawn (1)
17:40	23 SEIXAS D turnover offensive (1)			
17:40	23 SEIXAS D substitution out			
17:40	4 DIONGUE A substitution in			
17:27	4 DIONGUE A steal (1)			44 POWELL C turnover lost ball (1)
17:15	0 AMEY JR. M 2pt FG from turnover in the paint, layup made (2)	2-4	-2	
17:15	4 DIONGUE A assist (1)			
17:09	4 DIONGUE A foul personal (1 - 2)			44 POWELL C foul drawn (2)
17:09				44 POWELL C substitution out
17:09				5 MANYAWU C substitution in
17:06				1 WENZEL B 3pt FG , jump shot missed
17:03				5 MANYAWU C offensive rebound (1)
17:00				3 GRIFFIN S 3pt FG second chance, jump shot missed
16:57	4 DIONGUE A defensive rebound (1)			
16:47	5 GORENER T 2pt FG outside the paint, jump shot missed			
16:44	5 GORENER T offensive rebound (1)			
16:43	5 GORENER T 2pt FG second chance in the paint, layup made (2)	4-4	0	
16:27		4-7	-3	1 WENZEL B 3pt FG , jump shot made (3)
16:27				3 GRIFFIN S assist (1)
16:10	0 AMEY JR. M 2pt FG in the paint, layup missed			
16:07				13 KOT A defensive rebound (1)
15:54				3 GRIFFIN S 3pt FG , jump shot missed
15:52	defensive rebound (3)			
15:52	4 DIONGUE A foul drawn (1)			5 MANYAWU C foul personal (1 - 1)
15:52	Timeout media			
15:50	2 MITCHELL JR. R substitution out			
15:50	15 ANDERSON T substitution out			
15:50	1 ANDERSON G substitution in			
15:50	6 DAVIS L substitution in			
15:40	6 DAVIS L 2pt FG in the paint, layup made (2)	6-7	-1	
15:21	jump ball situation			



Officials: Randy Heimerman, Doug Sturdivan, James Ford

Game Time	SJSU	Score	Diff	Wyo
15:21	0 AMEY JR. M steal (1)			5 MANYAWU C turnover lost ball (1)
15:01	5 GORENER T 3pt FG from turnover, step back jump shot missed			
14:57				3 GRIFFIN S defensive rebound (1)
14:38		6-10	-4	1 WENZEL B 3pt FG , jump shot made (6)
14:38				33 WALTERS M assist (1)
14:21	5 GORENER T 2pt FG in the paint, layup blocked			
14:21				5 MANYAWU C block (1)
14:16				3 GRIFFIN S defensive rebound (2)
14:04		6-12	-6	33 WALTERS M 2pt FG in the paint, layup made (2)
14:04				13 KOT A assist (1)
13:49	1 ANDERSON G 3pt FG , jump shot made (3)	9-12	-3	
13:49	0 AMEY JR. M assist (1)			
13:30		9-15	-6	1 WENZEL B 3pt FG , jump shot made (9)
13:30				13 KOT A assist (2)
13:12	1 ANDERSON G turnover travel (1)			
13:12	4 DIONGUE A substitution out			
13:12	5 GORENER T substitution out			
13:12	6 DAVIS L substitution out			
13:12	2 MITCHELL JR. R substitution in			
13:12	15 ANDERSON T substitution in			
13:12	20 WISE C substitution in			
13:12				5 MANYAWU C substitution out
13:12				15 KOJENETS O substitution in
12:57		9-18	-9	3 GRIFFIN S 3pt FG from turnover, jump shot made (5)
12:57				1 WENZEL B assist (1)
12:44	1 ANDERSON G 3pt FG , jump shot missed			
12:41				13 KOT A defensive rebound (2)
12:39	0 AMEY JR. M foul shooting (1 - 3)			13 KOT A foul drawn (1)
12:39		9-19	-10	13 KOT A free throw fast break 1 - 2 made (1)
12:39				3 GRIFFIN S substitution out
12:39				11 COMBS K substitution in
12:39		9-20	-11	13 KOT A free throw fast break 2 - 2 made (2)
12:28	2 MITCHELL JR. R 3pt FG , jump shot missed			
12:23				33 WALTERS M defensive rebound (2)
12:23				33 WALTERS M turnover bad pass (2)
12:15	0 AMEY JR. M 2pt FG from turnover in the paint, jump shot made (4)	11-20	-9	
11:59				11 COMBS K 2pt FG in the paint, layup missed
11:56	15 ANDERSON T defensive rebound (1)			
11:44	0 AMEY JR. M 3pt FG , jump shot missed			
11:42				1 WENZEL B defensive rebound (1)
11:28	0 AMEY JR. M steal (2)			13 KOT A turnover lost ball (2)
11:22	0 AMEY JR. M 2pt FG from turnover in the paint, layup missed			
11:17				15 KOJENETS O defensive rebound (1)
11:08	20 WISE C foul personal (1 - 4)			1 WENZEL B foul drawn (1)
11:08				Timeout media
11:08	0 AMEY JR. M substitution out			
11:08	5 GORENER T substitution in			
11:08				13 KOT A substitution out



Official Basketball Play by Play - First Half
Wyoming at San Jose St.
 02/17/24 Provident Credit Union Event Center, San Jose
 2023-24 Men's Basketball

Game Time: 7:00 PM
Game Duration: 1:47
Attendance: 1,891

Officials: Randy Heimerman, Doug Sturdivan, James Ford

Game Time	SJSU	Score	Diff	Wyo
11:08				33 WALTERS M substitution out
11:08				3 GRIFFIN S substitution in
11:08				5 MANYAWU C substitution in
10:53				15 KOJENETS O turnover travel (1)
10:39	5 GORENER T turnover lost ball (2)			1 WENZEL B steal (1)
10:33				11 COMBS K 2pt FG from turnover in the paint, layup missed
10:32	defensive rebound (5)			
10:11	15 ANDERSON T 3pt FG , jump shot made (3)	14-20	-6	
10:11	1 ANDERSON G assist (1)			
09:46		14-22	-8	15 KOJENETS O 2pt FG in the paint, layup made (2)
09:46				5 MANYAWU C assist (1)
09:22	15 ANDERSON T 3pt FG , jump shot missed			
09:21	offensive rebound (6)			
09:21	1 ANDERSON G substitution out			
09:21	2 MITCHELL JR. R substitution out			
09:21	20 WISE C substitution out			
09:21	0 AMEY JR. M substitution in			
09:21	4 DIONGUE A substitution in			
09:21	6 DAVIS L substitution in			
09:21				1 WENZEL B substitution out
09:21				5 MANYAWU C substitution out
09:21				11 COMBS K substitution out
09:21				15 KOJENETS O substitution out
09:21				13 KOT A substitution in
09:21				22 FOSTER K substitution in
09:21				33 WALTERS M substitution in
09:21				44 POWELL C substitution in
09:13	0 AMEY JR. M 2pt FG second chance in the paint, layup made (6)	16-22	-6	
08:58				3 GRIFFIN S 3pt FG , jump shot missed
08:54				22 FOSTER K offensive rebound (1)
08:53		16-24	-8	22 FOSTER K 2pt FG second chance in the paint, layup made (2)
08:37	5 GORENER T 2pt FG in the paint, driving layup made (4)	18-24	-6	
08:20				3 GRIFFIN S 3pt FG , jump shot missed
08:18	6 DAVIS L defensive rebound (1)			
08:15	6 DAVIS L foul drawn (1)			22 FOSTER K foul shooting (1 - 2)
08:15	6 DAVIS L free throw fast break 1 - 2 made (3)	19-24	-5	
08:15	6 DAVIS L free throw fast break 2 - 2 missed			
08:15				22 FOSTER K defensive rebound (2)
08:00	15 ANDERSON T foul personal (1 - 5)			44 POWELL C foul drawn (3)
07:53		19-27	-8	3 GRIFFIN S 3pt FG , jump shot made (8)
07:53				22 FOSTER K assist (1)
07:40	0 AMEY JR. M foul drawn (1)			3 GRIFFIN S foul personal (1 - 3)
07:40	Timeout media			
07:34	5 GORENER T 3pt FG , jump shot missed			
07:30				3 GRIFFIN S defensive rebound (3)
07:16				33 WALTERS M 2pt FG in the paint, jump shot missed
07:13	4 DIONGUE A defensive rebound (2)			
07:03	0 AMEY JR. M foul drawn (2)			44 POWELL C foul shooting (1 - 4)



Official Basketball Play by Play - First Half
Wyoming at San Jose St.
 02/17/24 Provident Credit Union Event Center, San Jose
 2023-24 Men's Basketball

Game Time: 7:00 PM
Game Duration: 1:47
Attendance: 1,891

Officials: Randy Heimerman, Doug Sturdivan, James Ford

Game Time	SJSU	Score	Diff	Wyo
07:03	0 AMEY JR. M free throw 1 - 2 made (7)	20-27	-7	
07:03	5 GORENER T substitution out			
07:03	1 ANDERSON G substitution in			
07:03	0 AMEY JR. M free throw 2 - 2 made (8)	21-27	-6	
06:47		21-30	-9	13 KOT A 3pt FG , jump shot made (5)
06:47				33 WALTERS M assist (2)
06:18	15 ANDERSON T foul drawn (1)			33 WALTERS M foul personal (1 - 5)
06:18	Timeout 30 Sec			
06:18	6 DAVIS L substitution out			
06:18	2 MITCHELL JR. R substitution in			
06:18				22 FOSTER K substitution out
06:18				1 WENZEL B substitution in
06:08	2 MITCHELL JR. R 3pt FG , jump shot made (3)	24-30	-6	
06:08	0 AMEY JR. M assist (2)			
05:38		24-32	-8	44 POWELL C 2pt FG in the paint, hook shot made (4)
05:38				3 GRIFFIN S assist (2)
05:18	15 ANDERSON T 2pt FG in the paint, hook shot missed			
05:17				defensive rebound (14)
05:17	4 DIONGUE A foul personal (2 - 6)			44 POWELL C foul drawn (4)
05:17	4 DIONGUE A substitution out			
05:17	20 WISE C substitution in			
05:05				1 WENZEL B 3pt FG , jump shot missed
05:01				44 POWELL C offensive rebound (1)
04:58				3 GRIFFIN S 3pt FG second chance, jump shot missed
04:55	2 MITCHELL JR. R defensive rebound (1)			
04:38	1 ANDERSON G 2pt FG in the paint, layup missed			
04:35				13 KOT A defensive rebound (3)
04:08				13 KOT A 3pt FG , step back jump shot missed
04:07	20 WISE C defensive rebound (1)			
03:56	0 AMEY JR. M 2pt FG outside the paint, jump shot missed			
03:53				33 WALTERS M defensive rebound (3)
03:41		24-35	-11	13 KOT A 3pt FG , jump shot made (8)
03:23	15 ANDERSON T 3pt FG , jump shot missed			
03:20				3 GRIFFIN S defensive rebound (4)
03:09		24-37	-13	44 POWELL C 2pt FG outside the paint, jump shot made (6)
03:09				3 GRIFFIN S assist (3)
02:38	0 AMEY JR. M 2pt FG in the paint, jump shot missed			
02:36	20 WISE C offensive rebound (2)			
02:36	20 WISE C foul drawn (1)			33 WALTERS M foul shooting (2 - 6)
02:36	Timeout media			
02:36	1 ANDERSON G substitution out			
02:36	2 MITCHELL JR. R substitution out			
02:36	5 GORENER T substitution in			
02:36	6 DAVIS L substitution in			
02:36				33 WALTERS M substitution out
02:36				44 POWELL C substitution out
02:36				5 MANYAWU C substitution in
02:36				22 FOSTER K substitution in
02:36	20 WISE C free throw 1 - 2 missed			



Official Basketball Play by Play - First Half
Wyoming at San Jose St.
 02/17/24 Provident Credit Union Event Center, San Jose
 2023-24 Men's Basketball

Game Time: 7:00 PM
Game Duration: 1:47
Attendance: 1,891

Officials: Randy Heimerman, Doug Sturdivan, James Ford

Game Time	SJSU	Score	Diff	Wyo
02:36	offensive dead ball rebound (1)			
02:36	20 WISE C free throw 2 - 2 missed			
02:34				5 MANYAWU C defensive rebound (2)
02:23				1 WENZEL B 2pt FG in the paint, layup blocked
02:23	20 WISE C block (1)			
02:19	0 AMEY JR. M defensive rebound (1)			
02:19	6 DAVIS L foul drawn (2)			13 KOT A foul personal (1 - 7)
02:19	6 DAVIS L 1&1 free throw 1 made (4)	25-37	-12	
02:19	6 DAVIS L 1&1 free throw 2 made (5)	26-37	-11	
01:55		26-40	-14	3 GRIFFIN S 3pt FG , jump shot made (11)
01:55				1 WENZEL B assist (2)
01:44	0 AMEY JR. M turnover bad pass (1)			5 MANYAWU C steal (1)
01:41				5 MANYAWU C turnover lost ball (2)
01:20	15 ANDERSON T 2pt FG from turnover outside the paint, turnaround jump shot made (5)	28-40	-12	
00:48		28-43	-15	13 KOT A 3pt FG , step back jump shot made (11)
00:33	20 WISE C turnover bad pass (1)			
00:06				22 FOSTER K 2pt FG from turnover in the paint, jump shot missed
00:06	defensive rebound (13)			
00:06	20 WISE C foul drawn (2)			5 MANYAWU C foul personal (2 - 8)
00:06				5 MANYAWU C substitution out
00:06				44 POWELL C substitution in
00:04	20 WISE C 1&1 free throw 1 made (1)	29-43	-14	
00:04	20 WISE C 1&1 free throw 2 missed			
00:01				1 WENZEL B defensive rebound (2)
00:00				3 GRIFFIN S 3pt FG , jump shot missed
00:00				44 POWELL C offensive rebound (2)
END OF PERIOD				
SJSU 29-43 Wyo				



Officials: Randy Heimerman, Doug Sturdivan, James Ford

Wyoming - 43

NO.	Name	F	Min	FG	3P	FT	Rebounds			Fouls		TP	AS	TO	ST	Blocks		+/-
				M-A	M-A	M-A	OR	DR	TOT	PF	FD					BS	BA	
33	Mason Walters	F	15:37	1-2	0-0	0-0	0	3	3	2	0	2	2	2	0	0	0	14
44	Caden Powell	F	09:42	3-3	0-0	0-0	2	0	2	1	4	6	0	1	0	0	0	6
1	Brendan Wenzel	G	16:57	3-7	3-5	0-0	0	2	2	0	1	9	2	0	1	0	1	13
3	Sam Griffin	G	18:29	4-10	3-9	0-0	0	4	4	1	0	11	3	0	0	0	0	15
13	Akuel Kot	G	18:13	3-4	3-4	2-2	0	3	3	1	1	11	2	2	0	0	0	15
5	Cam Manyawu		08:14	0-0	0-0	0-0	1	1	2	2	0	0	1	2	1	1	0	5
15	Oleg Kojenets		03:51	1-1	0-0	0-0	0	1	1	0	0	2	0	1	0	0	0	2
11	Kael Combs		03:18	0-2	0-0	0-0	0	0	0	0	0	0	0	0	0	0	0	-2
22	Kenny Foster		05:39	1-2	0-0	0-0	1	1	2	1	0	2	1	0	0	0	0	2
Team							1	1	2			0		0				
Totals				16-31	9-18	2-2	5	16	21	8	6	43	11	8	2	1	1	14

Shooting By Period		
1st FG%	16-31	51.6%
3PT%	9-18	50.0%
FT%	2-2	100%
GM FG%	16-31	51.6%
3PT%	9-18	50.0%
FT%	2-2	100.0%

Dead Ball Rebounds: 0, 0

Technical Fouls::NONE

San Jose St. - 29

NO.	Name	F	Min	FG	3P	FT	Rebounds			Fouls		TP	AS	TO	ST	Blocks		+/-
				M-A	M-A	M-A	OR	DR	TOT	PF	FD					BS	BA	
5	Tibet Gorener	F	13:29	2-6	0-2	0-0	1	0	1	0	0	4	0	2	0	0	1	-5
15	Trey Anderson	F	17:22	2-5	1-3	0-0	0	1	1	1	1	5	0	1	0	0	0	-11
23	Diogo Seixas	F	02:20	0-0	0-0	0-0	0	0	0	1	0	0	0	1	0	0	0	-4
0	Myron Amey Jr.	G	18:13	3-9	0-1	2-2	0	1	1	1	2	8	2	1	2	0	0	-15
2	Rickey Mitchell Jr.	G	11:43	1-2	1-2	0-0	0	1	1	0	0	3	0	0	0	0	0	-9
4	Adrame Diongue		08:32	0-0	0-0	0-0	0	2	2	2	1	0	1	0	1	0	0	-2
1	Garrett Anderson		10:56	1-3	1-2	0-0	0	0	0	0	0	3	1	1	0	0	0	-11
6	Latrell Davis		08:17	1-1	0-0	3-4	0	1	1	0	2	5	0	0	0	0	0	-5
20	Christian Wise		09:08	0-0	0-0	1-4	1	1	2	1	2	1	0	1	0	1	0	-8
Team							1	3	4			0		0				
Totals				10-26	3-10	6-10	3	10	13	6	8	29	4	7	3	1	1	-14

Shooting By Period		
1st FG%	10-26	38.5%
3PT%	3-10	30.0%
FT%	6-10	60%
GM FG%	10-26	38.5%
3PT%	3-10	30.0%
FT%	6-10	60.0%

Dead Ball Rebounds: 1, 0

Technical Fouls::NONE

	Wyo	SJSU
Biggest lead	15 (1 st 0:48)	0 (1 st 20:00)
Best Scoring Run	8 (1 st 12:39)	5 (1 st 10:11)
Lead Changes	0	
Times Tied	1	
Time with Lead	19:09	00:00

Points from	Wyo	SJSU
Turnovers	3	6
Paint	10	12
Second Chance	4	4
Fast Breaks	2	4
Bench	4	9

	Period by Period Scoring		
	1st	2nd	TOT
Wyo	43	37	80
SJSU	29	46	75



Officials: Randy Heimerman, Doug Sturdivan, James Ford

Period 2

Quarter Starters:

SJSU	0 Amey Jr. M	2 Mitchell Jr. R	4 Diongue A	5 Gorener T	15 Anderson T
Wyo	1 Wenzel B	3 Griffin S	13 Kot A	33 Walters M	44 Powell C

Game Time	SJSU	Score	Diff	Wyo
20:00	6 DAVIS L substitution out			
20:00	20 WISE C substitution out			
20:00	2 MITCHELL JR. R substitution in			
20:00	4 DIONGUE A substitution in			
20:00				22 FOSTER K substitution out
20:00				33 WALTERS M substitution in
19:40				13 KOT A 2pt FG outside the paint, step back jump shot missed
19:34	4 DIONGUE A defensive rebound (3)			
19:19	0 AMEY JR. M 3pt FG , step back jump shot made (11)	32-43	-11	
18:54				33 WALTERS M 2pt FG in the paint, jump shot blocked
18:54	4 DIONGUE A block (1)			
18:50	0 AMEY JR. M defensive rebound (2)			
18:35	15 ANDERSON T 3pt FG , jump shot missed			
18:31				1 WENZEL B defensive rebound (3)
18:23	0 AMEY JR. M steal (3)			3 GRIFFIN S turnover bad pass (1)
18:04	4 DIONGUE A 2pt FG from turnover in the paint, dunk, made (2)	34-43	-9	
18:04	2 MITCHELL JR. R assist (1)			
17:39	15 ANDERSON T foul shooting (2 - 1)			44 POWELL C foul drawn (5)
17:39				44 POWELL C free throw 1 - 2 missed
17:39				offensive dead ball rebound (1)
17:39				44 POWELL C free throw 2 - 2 missed
17:38	4 DIONGUE A defensive rebound (4)			
17:21	2 MITCHELL JR. R 2pt FG in the paint, turnaround jump shot made (5)	36-43	-7	
16:56				13 KOT A 2pt FG in the paint, layup missed
16:54	4 DIONGUE A defensive rebound (5)			
16:54	4 DIONGUE A turnover travel (1)			
16:54	4 DIONGUE A substitution out			
16:54	20 WISE C substitution in			
16:54				44 POWELL C substitution out
16:54				5 MANYAWU C substitution in
16:44		36-45	-9	33 WALTERS M 2pt FG from turnover in the paint, layup made (4)
16:29	2 MITCHELL JR. R 2pt FG outside the paint, jump shot missed			
16:27				33 WALTERS M defensive rebound (4)
16:16	15 ANDERSON T steal (1)			5 MANYAWU C turnover lost ball (3)
16:12	2 MITCHELL JR. R 2pt FG fast break from turnover in the paint, layup made (7)	38-45	-7	
16:12	15 ANDERSON T assist (1)			
15:48				33 WALTERS M 2pt FG in the paint, hook shot missed
15:45	20 WISE C defensive rebound (3)			
15:28	0 AMEY JR. M 2pt FG in the paint, layup missed			
15:26				13 KOT A defensive rebound (4)
15:02		38-47	-9	33 WALTERS M 2pt FG in the paint, jump shot made (6)



Officials: Randy Heimerman, Doug Sturdivan, James Ford

Game Time	SJSU	Score	Diff	Wyo
14:45	5 GORENER T 2pt FG in the paint, jump shot missed			
14:45	20 WISE C offensive rebound (4)			
14:45	Timeout media			
14:45	20 WISE C foul drawn (3)			5 MANYAWU C foul personal (3 - 1)
14:45	Timeout media			
14:45	0 AMEY JR. M substitution out			
14:45	2 MITCHELL JR. R substitution out			
14:45	1 ANDERSON G substitution in			
14:45	6 DAVIS L substitution in			
14:45				5 MANYAWU C substitution out
14:45				44 POWELL C substitution in
14:40	6 DAVIS L 3pt FG second chance, jump shot made (8)	41-47	-6	
14:24	6 DAVIS L foul personal (1 - 2)			44 POWELL C foul drawn (6)
14:14		41-49	-8	33 WALTERS M 2pt FG outside the paint, turnaround jump shot made (8)
13:53	15 ANDERSON T 2pt FG in the paint, jump shot made (7)	43-49	-6	
13:37		43-52	-9	13 KOT A 3pt FG , jump shot made (14)
13:37				44 POWELL C assist (1)
13:08	1 ANDERSON G 3pt FG , jump shot missed			
13:05				13 KOT A defensive rebound (5)
12:53				Timeout 30 Sec
12:53	Timeout media			
12:53	5 GORENER T substitution out			
12:53	20 WISE C substitution out			
12:53	0 AMEY JR. M substitution in			
12:53	4 DIONGUE A substitution in			
12:53				13 KOT A substitution out
12:53				22 FOSTER K substitution in
12:45	15 ANDERSON T foul personal (3 - 3)			33 WALTERS M foul drawn (1)
12:38	15 ANDERSON T foul shooting (4 - 4)			33 WALTERS M foul drawn (2)
12:38		43-53	-10	33 WALTERS M free throw 1 - 2 made (9)
12:38	15 ANDERSON T substitution out			
12:38	5 GORENER T substitution in			
12:38		43-54	-11	33 WALTERS M free throw 2 - 2 made (10)
12:19	0 AMEY JR. M foul drawn (3)			22 FOSTER K foul personal (2 - 2)
12:18	5 GORENER T turnover bad pass (3)			3 GRIFFIN S steal (1)
12:15				3 GRIFFIN S 2pt FG from turnover in the paint, layup blocked
12:15	4 DIONGUE A block (2)			
12:15				offensive rebound (26)
12:03	5 GORENER T foul shooting (1 - 5)			33 WALTERS M foul drawn (3)
12:03		43-55	-12	33 WALTERS M free throw 1 - 2 made (11)
12:03	6 DAVIS L substitution out			
12:03	2 MITCHELL JR. R substitution in			
12:03		43-56	-13	33 WALTERS M free throw 2 - 2 made (12)
11:52	4 DIONGUE A 2pt FG in the paint, layup missed			
11:49				3 GRIFFIN S defensive rebound (5)
11:38	jump ball situation			
11:38	0 AMEY JR. M steal (4)			44 POWELL C turnover lost ball (2)
11:38	Timeout media			



Officials: Randy Heimerman, Doug Sturdivan, James Ford

Game Time	SJSU	Score	Diff	Wyo
11:38	1 ANDERSON G substitution out			
11:38	6 DAVIS L substitution in			
11:24	5 GORENER T 3pt FG from turnover, jump shot missed			
11:21				3 GRIFFIN S defensive rebound (6)
11:05	4 DIONGUE A steal (2)			22 FOSTER K turnover bad pass (1)
10:58	0 AMEY JR. M foul drawn (4)			1 WENZEL B foul personal (1 - 3)
10:54	2 MITCHELL JR. R 3pt FG from turnover, jump shot missed			
10:53	5 GORENER T offensive rebound (2)			
10:53	5 GORENER T 2pt FG from turnover second chance in the paint, layup made (6)	45-56	-11	
10:53	5 GORENER T foul drawn (1)			33 WALTERS M foul shooting (3 - 4)
10:53	5 GORENER T free throw 1 - 1 made (7)	46-56	-10	
10:22		46-58	-12	1 WENZEL B 2pt FG in the paint, jump shot made (11)
10:05	5 GORENER T foul drawn (2)			33 WALTERS M foul personal (4 - 5)
10:05				33 WALTERS M substitution out
10:05				5 MANYAWU C substitution in
09:57	6 DAVIS L 3pt FG , jump shot made (11)	49-58	-9	
09:57	0 AMEY JR. M assist (3)			
09:41				5 MANYAWU C turnover dribbling violation (4)
09:41	4 DIONGUE A substitution out			
09:41	23 SEIXAS D substitution in			
09:40				22 FOSTER K substitution out
09:40				13 KOT A substitution in
09:33	6 DAVIS L 3pt FG from turnover, jump shot missed			
09:31				44 POWELL C defensive rebound (3)
09:03		49-60	-11	13 KOT A 2pt FG in the paint, jump shot made (16)
08:48	5 GORENER T foul drawn (3)			1 WENZEL B foul shooting (2 - 6)
08:48	5 GORENER T free throw 1 - 2 made (8)	50-60	-10	
08:48	5 GORENER T free throw 2 - 2 made (9)	51-60	-9	
08:27		51-62	-11	13 KOT A 2pt FG in the paint, jump shot made (18)
08:09	0 AMEY JR. M 3pt FG , jump shot made (14)	54-62	-8	
08:09	2 MITCHELL JR. R assist (2)			
07:42		54-64	-10	13 KOT A 2pt FG outside the paint, step back jump shot made (20)
07:40				Timeout 30 Sec
07:40	Timeout media			
07:40	5 GORENER T substitution out			
07:40	15 ANDERSON T substitution in			
07:40				5 MANYAWU C substitution out
07:40				13 KOT A substitution out
07:40				11 COMBS K substitution in
07:40				22 FOSTER K substitution in
07:17	2 MITCHELL JR. R 2pt FG outside the paint, floating jump shot missed			
07:13				3 GRIFFIN S defensive rebound (7)
07:06	23 SEIXAS D foul personal (2 - 6)			44 POWELL C foul drawn (7)
07:03				1 WENZEL B 3pt FG , jump shot missed
07:00				11 COMBS K offensive rebound (1)
06:58				3 GRIFFIN S 3pt FG second chance, jump shot missed
06:54	0 AMEY JR. M defensive rebound (3)			



Officials: Randy Heimerman, Doug Sturdivan, James Ford

Game Time	SJSU	Score	Diff	Wyo
06:51	6 DAVIS L 2pt FG fast break in the paint, layup made (13)	56-64	-8	
06:51	0 AMEY JR. M assist (4)			
06:31	6 DAVIS L foul personal (2 - 7)			3 GRIFFIN S foul drawn (1)
06:31	2 MITCHELL JR. R substitution out			
06:31	23 SEIXAS D substitution out			
06:31	4 DIONGUE A substitution in			
06:31	5 GORENER T substitution in			
06:31		56-65	-9	3 GRIFFIN S 1&1 free throw 1 made (12)
06:31		56-66	-10	3 GRIFFIN S 1&1 free throw 2 made (13)
06:07	6 DAVIS L 2pt FG in the paint, jump shot made (15)	58-66	-8	
05:46		58-68	-10	3 GRIFFIN S 2pt FG outside the paint, jump shot made (15)
05:32	6 DAVIS L 2pt FG in the paint, jump shot made (17)	60-68	-8	
05:32	6 DAVIS L foul drawn (3)			3 GRIFFIN S foul shooting (2 - 7)
05:32	6 DAVIS L free throw 1 - 1 made (18)	61-68	-7	
05:06				11 COMBS K 3pt FG , jump shot missed
05:03	6 DAVIS L defensive rebound (2)			
05:01	6 DAVIS L 2pt FG fast break in the paint, layup made (20)	63-68	-5	
05:01				22 FOSTER K substitution out
05:01				33 WALTERS M substitution in
05:01	Timeout 30 Sec			
04:46		63-70	-7	3 GRIFFIN S 2pt FG in the paint, jump shot made (17)
04:24	0 AMEY JR. M 2pt FG in the paint, jump shot made (16)	65-70	-5	
04:02				1 WENZEL B 3pt FG , jump shot missed
04:00	defensive rebound (23)			
04:00	15 ANDERSON T foul drawn (2)			44 POWELL C foul personal (2 - 8)
04:00				Timeout media
04:00	15 ANDERSON T 1&1 free throw 1 made (8)	66-70	-4	
04:00	15 ANDERSON T 1&1 free throw 2 made (9)	67-70	-3	
03:46	4 DIONGUE A foul personal (3 - 8)			33 WALTERS M foul drawn (4)
03:46				33 WALTERS M 1&1 free throw 1 missed
03:45	4 DIONGUE A defensive rebound (6)			
03:26	4 DIONGUE A 2pt FG in the paint, dunk, made (4)	69-70	-1	
03:26	0 AMEY JR. M assist (5)			
02:55				3 GRIFFIN S 2pt FG outside the paint, jump shot missed
02:52				33 WALTERS M offensive rebound (5)
02:49				33 WALTERS M 2pt FG second chance outside the paint, jump shot missed
02:48	4 DIONGUE A defensive rebound (7)			
02:48	4 DIONGUE A foul drawn (2)			44 POWELL C foul personal (3 - 9)
02:48	4 DIONGUE A 1&1 free throw 1 made (5)	70-70	0	
02:48	4 DIONGUE A 1&1 free throw 2 missed			
02:47				44 POWELL C defensive rebound (4)
02:33		70-72	-2	33 WALTERS M 2pt FG in the paint, jump shot made (14)
02:12	6 DAVIS L substitution out			
02:12	2 MITCHELL JR. R substitution in			
02:03	5 GORENER T 3pt FG , jump shot missed			
02:01				11 COMBS K defensive rebound (2)
01:40		70-74	-4	33 WALTERS M 2pt FG in the paint, jump shot made (16)
01:36	Timeout 30 Sec			



Officials: Randy Heimerman, Doug Sturdivan, James Ford

Game Time	SJSU	Score	Diff	Wyo
01:26	0 AMEY JR. M 3pt FG , jump shot made (19)	73-74	-1	
01:26	5 GORENER T assist (1)			
01:06		73-76	-3	33 WALTERS M 2pt FG in the paint, hook shot made (18)
00:56	0 AMEY JR. M 2pt FG in the paint, jump shot missed			
00:53				33 WALTERS M defensive rebound (6)
00:29				33 WALTERS M 2pt FG in the paint, layup missed
00:24				33 WALTERS M offensive rebound (7)
00:17	2 MITCHELL JR. R foul personal (1 - 9)			3 GRIFFIN S foul drawn (2)
00:17				33 WALTERS M substitution out
00:17				22 FOSTER K substitution in
00:17		73-77	-4	3 GRIFFIN S 1&1 free throw 1 made (18)
00:17		73-78	-5	3 GRIFFIN S 1&1 free throw 2 made (19)
00:08	4 DIONGUE A 2pt FG in the paint, layup made (7)	75-78	-3	
00:08	0 AMEY JR. M assist (6)			
00:08	Timeout 60 Sec			
00:08				11 COMBS K substitution out
00:08				22 FOSTER K substitution out
00:08				13 KOT A substitution in
00:08				33 WALTERS M substitution in
00:08	4 DIONGUE A substitution out			
00:08	15 ANDERSON T substitution out			
00:08	1 ANDERSON G substitution in			
00:08	6 DAVIS L substitution in			
00:06	2 MITCHELL JR. R substitution out			
00:06	15 ANDERSON T substitution in			
00:05	6 DAVIS L foul personal (3 - 10)			3 GRIFFIN S foul drawn (3)
00:05		75-79	-4	3 GRIFFIN S free throw fast break 1 - 2 made (20)
00:05				33 WALTERS M substitution out
00:05				22 FOSTER K substitution in
00:05		75-80	-5	3 GRIFFIN S free throw fast break 2 - 2 made (21)
00:05				13 KOT A substitution out
00:05				11 COMBS K substitution in
00:05	0 AMEY JR. M 3pt FG , jump shot missed			
00:00				44 POWELL C defensive rebound (5)
END OF GAME				
SJSU 75-80 Wyo				



Officials: Randy Heimerman, Doug Sturdivan, James Ford

Wyoming - 37

NO.	Name	F	Min	FG			Rebounds			Fouls		TP	AS	TO	ST	Blocks		+/-
				M-A	3P	FT	OR	DR	TOT	PF	FD					BS	BA	
33	Mason Walters	F	14:42	6-10	0-0	4-5	2	2	4	2	4	16	0	0	0	0	1	-3
44	Caden Powell	F	17:51	0-0	0-0	0-2	0	3	3	2	3	0	1	1	0	0	0	-11
1	Brendan Wenzel	G	20:00	1-3	0-2	0-0	0	1	1	2	0	2	0	0	0	0	0	-9
3	Sam Griffin	G	20:00	2-5	0-1	6-6	0	3	3	1	3	10	0	1	1	0	1	-9
13	Akuel Kot	G	09:10	4-6	1-1	0-0	0	2	2	0	0	9	0	0	0	0	0	-2
5	Cam Manyawu		04:34	0-0	0-0	0-0	0	0	0	1	0	0	0	2	0	0	0	
22	Kenny Foster		06:06	0-0	0-0	0-0	0	0	0	1	0	0	0	1	0	0	0	-4
11	Kael Combs		07:37	0-1	0-1	0-0	1	1	2	0	0	0	0	0	0	0	0	-7
Team							1	0	1			0		0				
Totals				13-25	1-5	10-13	4	12	16	9	10	37	1	5	1	0	2	-9

Shooting By Period		
2 nd FG%	13-25	52.0%
3PT%	1-5	20.0%
FT%	10-13	76.9%
GM FG%	13-25	52.0%
3PT%	1-5	20.0%
FT%	10-13	76.9%

Dead Ball Rebounds: 1, 0

Technical Fouls::NONE

San Jose St. - 46

NO.	Name	F	Min	FG			Rebounds			Fouls		TP	AS	TO	ST	Blocks		+/-
				M-A	3P	FT	OR	DR	TOT	PF	FD					BS	BA	
5	Tibet Gorener	F	18:36	1-4	0-2	3-3	1	0	1	1	3	5	1	1	0	0	0	8
15	Trey Anderson	F	15:00	1-2	0-1	2-2	0	0	0	3	1	4	1	0	1	0	0	9
23	Diogo Seixas	F	03:10	0-0	0-0	0-0	0	0	0	1	0	0	0	0	0	0	0	1
0	Myron Amey Jr.	G	18:08	4-7	3-4	0-0	0	2	2	0	2	11	4	0	2	0	0	9
2	Rickey Mitchell Jr.	G	12:52	2-5	0-1	0-0	0	0	0	1	0	4	2	0	0	0	0	8
4	Adrame Diongue		12:40	3-4	0-0	1-2	0	5	5	1	1	7	0	1	1	2	0	12
20	Christian Wise		04:01	0-0	0-0	0-0	1	1	2	0	1	0	0	0	0	0	0	-2
1	Garrett Anderson		03:16	0-1	0-1	0-0	0	0	0	0	0	0	0	0	0	0	0	-6
6	Latrell Davis		12:17	6-7	2-3	1-1	0	1	1	3	1	15	0	0	0	0	0	6
Team							0	1	1			0		0				
Totals				17-30	5-12	7-8	2	10	12	10	9	46	8	2	4	2	0	9

Shooting By Period		
2 nd FG%	17-30	56.7%
3PT%	5-12	41.7%
FT%	7-8	87.5%
GM FG%	17-30	56.7%
3PT%	5-12	41.7%
FT%	7-8	87.5%

Dead Ball Rebounds: 0, 0

Technical Fouls::NONE

	Wyo	SJSU
Biggest lead	14 (2 nd 19:40)	0 (1 st 20:00)
Best Scoring Run	7(2 nd 12:03)	7(2 nd 17:21)
Lead Changes	0	
Times Tied	1	
Time with Lead	19:25	00:00

Points from	Wyo	SJSU
Turnovers	4	7
Paint	18	24
Second Chance	4	6
Fast Breaks	2	9
Bench	0	22

	Period by Period Scoring		
	1st	2nd	TOT
Wyo	43	37	80
SJSU	29	46	75



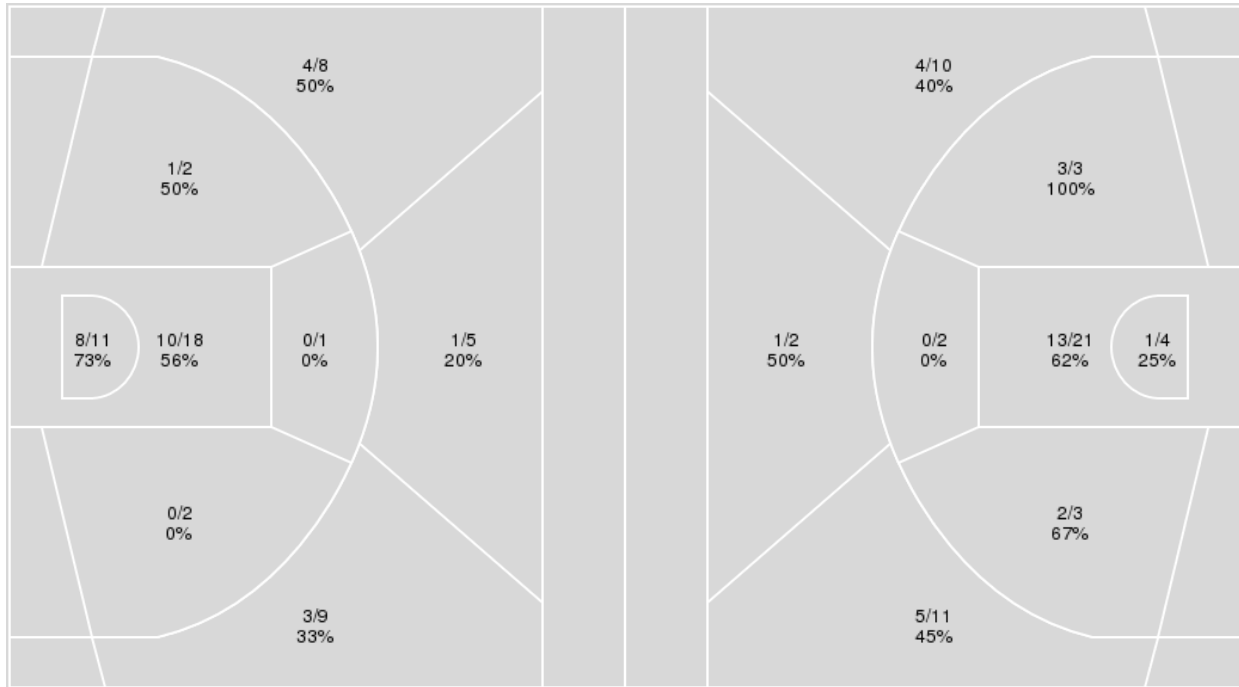
Officials: Randy Heimerman, Doug Sturdivan, James Ford

{ Players => 0, 1, 2, 4, 5, 6, 7, 8, 13, 15, 20, 21, 22, 23, 24, 25; } FG
 Types => All; Results => All;

{ Players => 0, 1, 2, 3, 5, 7, 10, 11, 13, 15, 22, 24, 31, 33, 44; } FG
 Types => All; Results => All;

San Jose St.

Wyoming



San Jose St.	M/A	%
Field Goals	27/56	48
2 Points	19/34	56
3 Points	8/22	36
Free Throws	13/18	72

Wyoming	M/A	%
Field Goals	29/56	52
2 Points	19/33	58
3 Points	10/23	43
Free Throws	12/15	80



Wyoming at San Jose St.

02/17/24 Provident Credit Union Event Center, San Jose
2023-24 Men's Basketball

Game Time: 7:00 PM
Game Duration: 1:47
Attendance: 1,891

Officials: Randy Heimerman, Doug Sturdivan, James Ford

Wyoming

No	Name	Mins		Score		Points Diff		Points per Min		Assists		Rebounds		Steals		Turnovers	
		On	Off	On	Off	On	Off	On	Off	On	Off	On	Off	On	Off	On	Off
1	Brendan Wenzel	36:57	03:03	72 - 68	8 - 7	4	1	1.95	2.62	10	2	34	3	3	0	13	0
3	Sam Griffin	38:29	01:31	79 - 73	1 - 2	6	-1	2.05	0.66	12	0	34	3	3	0	11	2
5	Cam Manyawu	12:48	27:12	29 - 24	51 - 51	5	0	2.27	1.88	6	6	8	29	2	1	5	8
11	Kael Combs	10:55	29:05	17 - 26	63 - 49	-9	14	1.56	2.17	1	11	11	26	1	2	3	10
13	Akuel Kot	27:23	12:37	58 - 45	22 - 30	13	-8	2.12	1.74	11	1	26	11	1	2	9	4
15	Oleg Kojenets	03:51	36:09	7 - 5	73 - 70	2	3	1.82	2.02	2	10	4	33	1	2	3	10
22	Kenny Foster	11:45	28:15	27 - 29	53 - 46	-2	7	2.30	1.88	3	9	12	25	2	1	4	9
33	Mason Walters	30:19	09:41	59 - 48	21 - 27	11	-6	1.95	2.17	10	2	30	7	1	2	10	3
44	Caden Powell	27:33	12:27	52 - 57	28 - 18	-5	10	1.89	2.25	5	7	26	11	1	2	7	6

San Jose St.

No	Name	Mins		Score		Points Diff		Points per Min		Assists		Rebounds		Steals		Turnovers	
		On	Off	On	Off	On	Off	On	Off	On	Off	On	Off	On	Off	On	Off
0	Myron Amey Jr.	36:21	03:39	67 - 73	8 - 7	-6	1	1.84	2.19	11	1	23	2	7	0	8	1
1	Garrett Anderson	14:12	25:48	19 - 36	56 - 44	-17	12	1.34	2.17	3	9	6	19	3	4	3	6
2	Rickey Mitchell Jr.	24:35	15:25	39 - 40	36 - 40	-1	-4	1.59	2.34	10	2	17	8	6	1	5	4
4	Adrame Diongue	21:12	18:48	51 - 41	24 - 39	10	-15	2.41	1.28	8	4	14	11	5	2	3	6
5	Tibet Gorener	32:05	07:55	67 - 64	8 - 16	3	-8	2.09	1.01	10	2	20	5	6	1	9	0
6	Latrell Davis	20:34	19:26	49 - 48	26 - 32	1	-6	2.38	1.34	5	7	10	15	2	5	4	5
15	Trey Anderson	32:22	07:38	59 - 61	16 - 19	-2	-3	1.82	2.10	9	3	24	1	4	3	7	2
20	Christian Wise	13:09	26:51	17 - 27	58 - 53	-10	5	1.29	2.16	2	10	10	15	2	5	3	6
23	Diogo Seixas	05:30	34:30	7 - 10	68 - 70	-3	-2	1.27	1.97	2	10	1	24	0	7	3	6

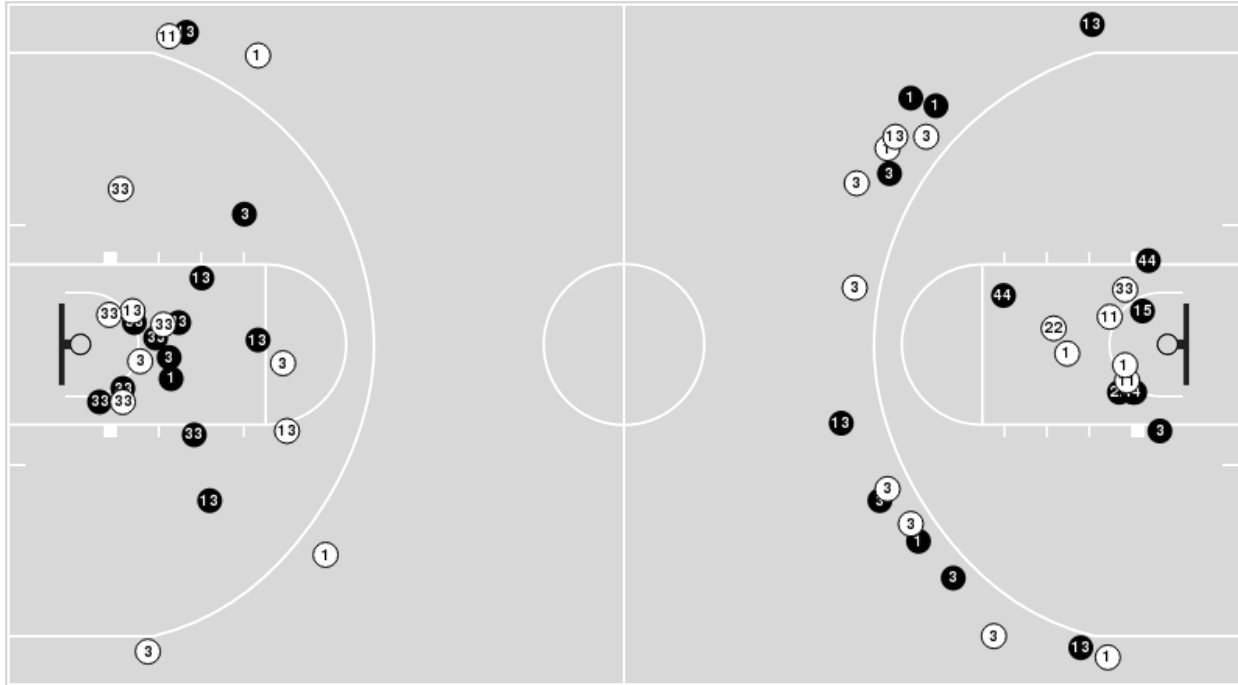


Officials: Randy Heimerman, Doug Sturdivan, James Ford

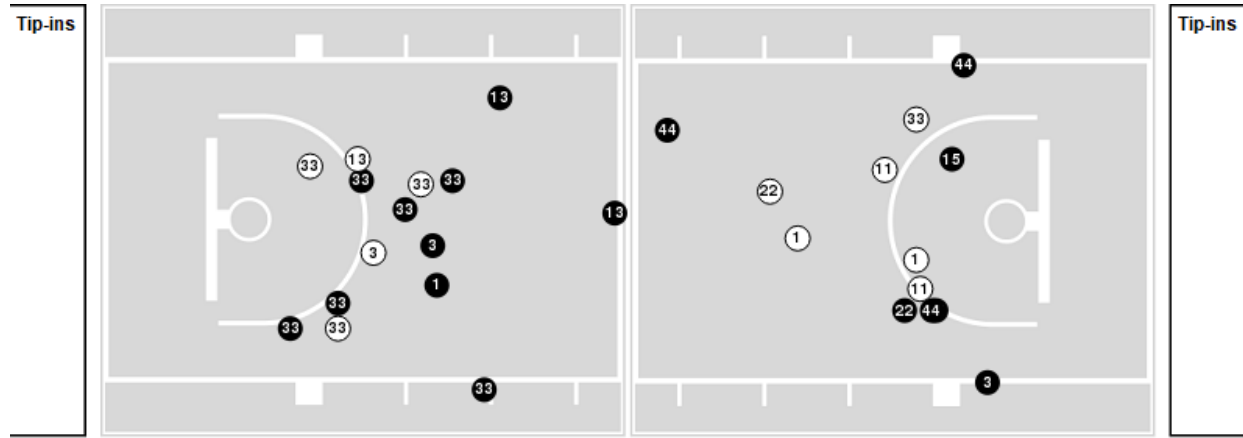
Players => 0, 1, 2, 3, 5, 7, 10, 11, 13, 15, 22, 24, 31, 33, 44 FG Types=>AllResults=>All

Wyoming

All Field Goals



Blow Up Chart



● Made ○ Missed N - Player Number

Wyoming	M/A	%
Field Goals	29/56	52
2 Points	19/33	58
3 Points	10/23	43
Free Throws	12/15	80

Wyoming	M/A	%
Points in the Paint	28 (14 / 25)	56
Fast Break Points	4 (4/4)	100
Second Chance Points	8 (6/10)	60
Effective FG%	61	

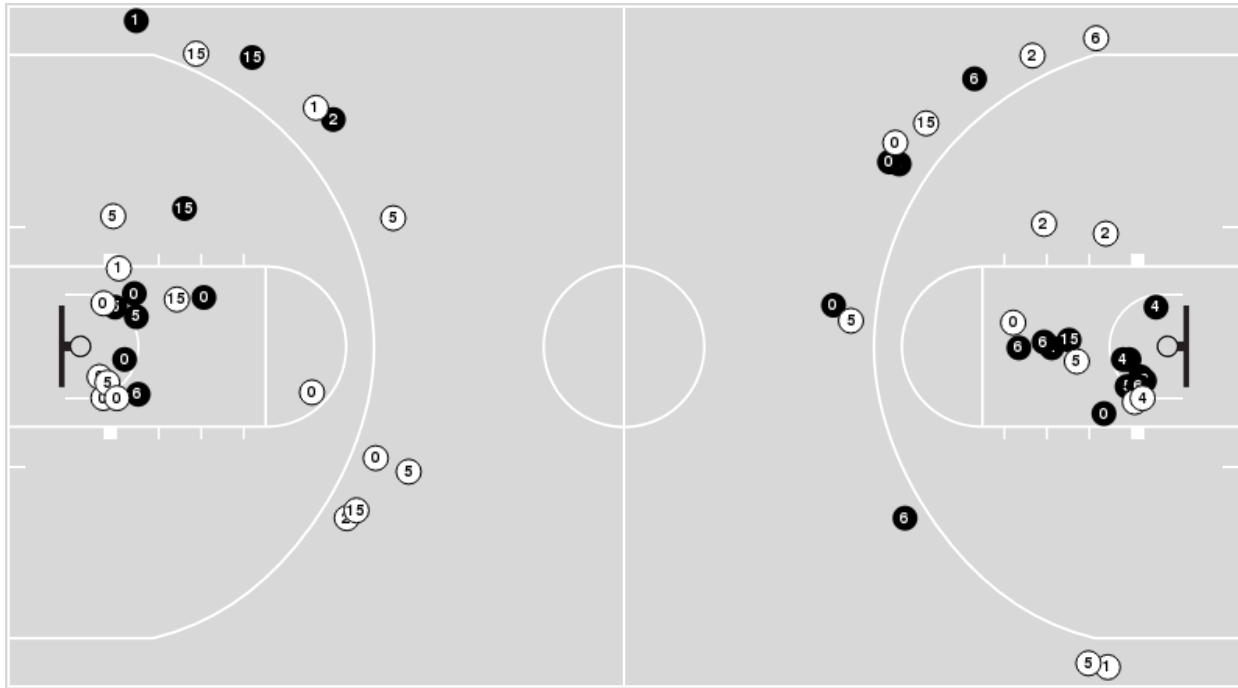


Officials: Randy Heimerman, Doug Sturdivan, James Ford

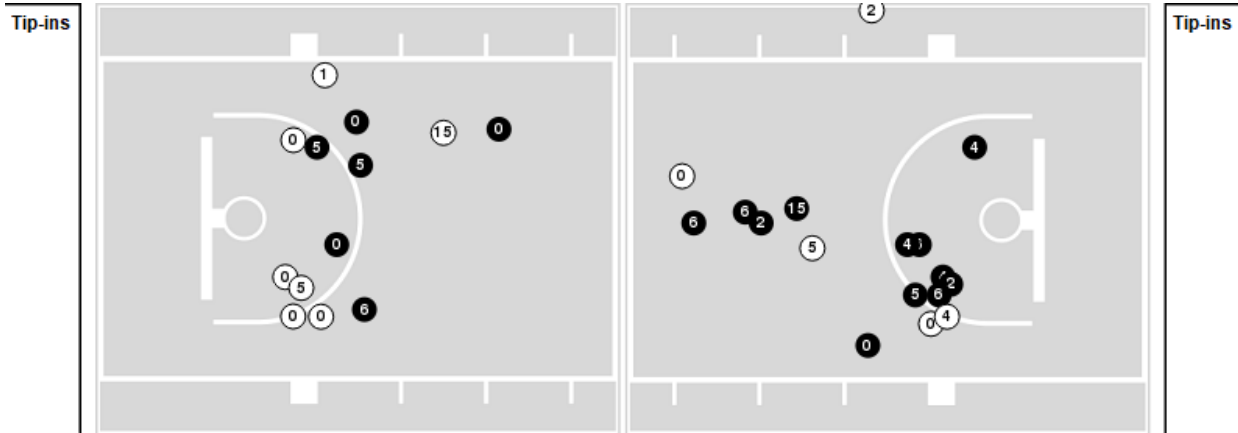
Players => 0, 1, 2, 4, 5, 6, 7, 8, 13, 15, 20, 21, 22, 23, 24, 25FG Types=>AllResults=>All

San Jose St.

All Field Goals



Blow Up Chart



● Made ○ Missed N - Player Number

San Jose St.	M/A	%
Field Goals	27/56	48
2 Points	19/34	56
3 Points	8/22	36
Free Throws	13/18	72

San Jose St.	M/A	%
Points in the Paint	36 (18 / 29)	62
Fast Break Points	13 (10/13)	77
Second Chance Points	10 (5/7)	71
Effective FG%	55	



Officials: Randy Heimerman, Doug Sturdivan, James Ford

Wyoming

Lineup	Quarter On	Time On	Quarter Off	Time Off	Time on Court	Score	Score Diff	Reb	Stl	Tov	Ass	PPP
1- Wenzel B/3- Griffin S/13- Kot A/33- Walters M/44- Powell C/	1	20:00	1	17:09	02:51	4-2	2	2	0	3	0	0.8000
1- Wenzel B/3- Griffin S/5- Manyawu C/13- Kot A/33- Walters M/	1	17:09	1	13:12	03:57	11-7	4	4	0	1	4	1.5714
1- Wenzel B/3- Griffin S/13- Kot A/15- Kojenets O/33- Walters M/	1	13:12	1	12:39	00:33	4-0	4	1	0	0	1	2.7778
1- Wenzel B/11- Combs K/13- Kot A/15- Kojenets O/33- Walters M/	1	12:39	1	11:08	01:31	1-2	-1	3	0	2	0	0.2907
1- Wenzel B/3- Griffin S/5- Manyawu C/11- Combs K/15- Kojenets O/	1	11:08	1	09:21	01:47	2-3	-1	0	1	1	1	0.6667
3- Griffin S/13- Kot A/22- Foster K/33- Walters M/44- Powell C/	1	09:21	1	06:18	03:03	8-7	1	3	0	0	2	1.6000
1- Wenzel B/3- Griffin S/13- Kot A/33- Walters M/44- Powell C/	1	06:18	1	02:36	03:42	7-3	4	5	0	0	2	1.4000
1- Wenzel B/3- Griffin S/5- Manyawu C/13- Kot A/22- Foster K/	1	02:36	1	00:06	02:30	6-4	2	1	1	1	1	1.2000
1- Wenzel B/3- Griffin S/13- Kot A/22- Foster K/44- Powell C/	1	00:06	2	20:00	00:06	0-1	-1	2	0	0	0	0.0000
1- Wenzel B/3- Griffin S/13- Kot A/33- Walters M/44- Powell C/	2	20:00	2	16:54	03:06	0-7	-7	1	0	1	0	0.0000
1- Wenzel B/3- Griffin S/5- Manyawu C/13- Kot A/33- Walters M/	2	16:54	2	14:45	02:09	4-2	2	2	0	1	0	1.0000
1- Wenzel B/3- Griffin S/13- Kot A/33- Walters M/44- Powell C/	2	14:45	2	12:53	01:52	5-5	0	1	0	0	1	2.5000
1- Wenzel B/3- Griffin S/22- Foster K/33- Walters M/44- Powell C/	2	12:53	2	10:05	02:48	6-3	3	3	1	2	0	1.2605
1- Wenzel B/3- Griffin S/5- Manyawu C/22- Foster K/44- Powell C/	2	10:05	2	09:40	00:25	0-3	-3	0	0	1	0	0.0000
1- Wenzel B/3- Griffin S/5- Manyawu C/13- Kot A/44- Powell C/	2	09:40	2	07:40	02:00	6-5	1	1	0	0	0	2.0000
1- Wenzel B/3- Griffin S/11- Combs K/22- Foster K/44- Powell C/	2	07:40	2	05:01	02:39	4-9	-5	2	0	0	0	1.0309
1- Wenzel B/3- Griffin S/11- Combs K/33- Walters M/44- Powell C/	2	05:01	2	00:17	04:43	8-10	-2	5	0	0	0	1.2422
1- Wenzel B/3- Griffin S/11- Combs K/22- Foster K/44- Powell C/	2	00:17	2	00:08	00:08	2-2	0	0	0	0	0	2.2727
1- Wenzel B/3- Griffin S/13- Kot A/33- Walters M/44- Powell C/	2	00:08	2	00:05	00:03	1-0	1	0	0	0	0	2.2727
1- Wenzel B/3- Griffin S/13- Kot A/22- Foster K/44- Powell C/	2	00:05	2	00:05	00:00	1-0	1	0	0	0	0	2.2727
1- Wenzel B/3- Griffin S/11- Combs K/22- Foster K/44- Powell C/	2	00:05	2	00:00	00:05	0-0	0	1	0	0	0	0.0000



Officials: Randy Heimerman, Doug Sturdivan, James Ford

San Jose St.

Lineup	Quarter On	Time On	Quarter Off	Time Off	Time on Court	Score	Score Diff	Reb	Stl	Tov	Ass	PPP
0- Amey Jr. M/ 2- Mitchell Jr. R/ 5- Gorener T/ 15- Anderson T/ 23- Seixas D/	1	20:00	1	17:40	02:20	0-4	-4	0	0	3	0	0.0000
0- Amey Jr. M/ 2- Mitchell Jr. R/ 4- Diongue A/ 5- Gorener T/ 15- Anderson T/	1	17:40	1	15:50	01:50	4-3	1	3	1	0	1	1.3333
0- Amey Jr. M/ 1- Anderson G/ 4- Diongue A/ 5- Gorener T/ 6- Davis L/	1	15:50	1	13:12	02:38	5-8	-3	0	1	1	1	1.0000
0- Amey Jr. M/ 1- Anderson G/ 2- Mitchell Jr. R/ 15- Anderson T/ 20- Wise C/	1	13:12	1	11:08	02:04	2-5	-3	1	1	0	0	0.4000
1- Anderson G/ 2- Mitchell Jr. R/ 5- Gorener T/ 15- Anderson T/ 20- Wise C/	1	11:08	1	09:21	01:47	3-2	1	2	0	1	1	1.5000
0- Amey Jr. M/ 4- Diongue A/ 5- Gorener T/ 6- Davis L/ 15- Anderson T/	1	09:21	1	07:03	02:18	6-5	1	2	0	0	0	1.3889
0- Amey Jr. M/ 1- Anderson G/ 4- Diongue A/ 6- Davis L/ 15- Anderson T/	1	07:03	1	06:18	00:45	1-3	-2	0	0	0	0	2.2727
0- Amey Jr. M/ 1- Anderson G/ 2- Mitchell Jr. R/ 4- Diongue A/ 15- Anderson T/	1	06:18	1	05:17	01:01	3-2	1	0	0	0	1	1.5000
0- Amey Jr. M/ 1- Anderson G/ 2- Mitchell Jr. R/ 15- Anderson T/ 20- Wise C/	1	05:17	1	02:36	02:41	0-5	-5	3	0	0	0	0.0000
0- Amey Jr. M/ 5- Gorener T/ 6- Davis L/ 15- Anderson T/ 20- Wise C/	1	02:36	2	20:00	02:36	5-6	-1	2	0	2	0	0.8865
0- Amey Jr. M/ 2- Mitchell Jr. R/ 4- Diongue A/ 5- Gorener T/ 15- Anderson T/	2	20:00	2	16:54	03:06	7-0	7	4	1	1	1	1.4000
0- Amey Jr. M/ 2- Mitchell Jr. R/ 5- Gorener T/ 15- Anderson T/ 20- Wise C/	2	16:54	2	14:45	02:09	2-4	-2	2	1	0	1	0.6667
1- Anderson G/ 5- Gorener T/ 6- Davis L/ 15- Anderson T/ 20- Wise C/	2	14:45	2	12:53	01:52	5-5	0	0	0	0	0	1.6667
0- Amey Jr. M/ 1- Anderson G/ 4- Diongue A/ 6- Davis L/ 15- Anderson T/	2	12:53	2	12:38	00:15	0-1	-1	0	0	0	0	0.0000
0- Amey Jr. M/ 1- Anderson G/ 4- Diongue A/ 5- Gorener T/ 6- Davis L/	2	12:38	2	12:03	00:35	0-2	-2	0	0	1	0	0.0000
0- Amey Jr. M/ 1- Anderson G/ 2- Mitchell Jr. R/ 4- Diongue A/ 5- Gorener T/	2	12:03	2	11:38	00:25	0-1	-1	0	1	0	0	0.0000
0- Amey Jr. M/ 2- Mitchell Jr. R/ 4- Diongue A/ 5- Gorener T/ 6- Davis L/	2	11:38	2	09:41	01:57	6-2	4	1	1	0	1	1.7442
0- Amey Jr. M/ 2- Mitchell Jr. R/ 5- Gorener T/ 6- Davis L/ 23- Seixas D/	2	09:41	2	07:40	02:01	5-6	-1	0	0	0	1	1.7361
0- Amey Jr. M/ 2- Mitchell Jr. R/ 6- Davis L/ 15- Anderson T/ 23- Seixas D/	2	07:40	2	06:31	01:09	2-0	2	1	0	0	1	1.0000
0- Amey Jr. M/ 4- Diongue A/ 5- Gorener T/ 6- Davis L/ 15- Anderson T/	2	06:31	2	02:12	04:19	14-8	6	4	0	0	1	1.9444
0- Amey Jr. M/ 2- Mitchell Jr. R/ 4- Diongue A/ 5- Gorener T/ 15- Anderson T/	2	02:12	2	00:08	02:03	5-6	-1	0	0	0	2	1.2500
0- Amey Jr. M/ 1- Anderson G/ 2- Mitchell Jr. R/ 5- Gorener T/ 6- Davis L/	2	00:08	2	00:06	00:01	0-0	0	0	0	0	0	0.0000
0- Amey Jr. M/ 1- Anderson G/ 5- Gorener T/ 6- Davis L/ 15- Anderson T/	2	00:06	2	00:00	00:06	0-2	-2	0	0	0	0	0.0000



Officials: Randy Heimerman, Doug Sturdivan, James Ford

Wyoming

Lineup	Time	Score	Score Diff	Pts/Min	Reb	Stl	Tov	Ass	PPP
1- Wenzel B/ 3- Griffin S/ 13- Kot A/ 33- Walters M/ 44- Powell C/	11:34	17-17	0	1.4693	9	0	4	3	0.9815
1- Wenzel B/ 3- Griffin S/ 5- Manyawu C/ 13- Kot A/ 33- Walters M/	06:06	15-9	6	2.4590	6	0	2	4	1.3636
1- Wenzel B/ 3- Griffin S/ 11- Combs K/ 33- Walters M/ 44- Powell C/	04:43	8-10	-2	1.6925	5	0	0	0	1.2422
3- Griffin S/ 13- Kot A/ 22- Foster K/ 33- Walters M/ 44- Powell C/	03:03	8-7	1	2.6230	3	0	0	2	1.6000
1- Wenzel B/ 3- Griffin S/ 11- Combs K/ 22- Foster K/ 44- Powell C/	02:53	6-11	-5	2.0785	3	0	0	0	1.2605
1- Wenzel B/ 3- Griffin S/ 22- Foster K/ 33- Walters M/ 44- Powell C/	02:48	6-3	3	2.1429	3	1	2	0	1.2605
1- Wenzel B/ 3- Griffin S/ 5- Manyawu C/ 13- Kot A/ 22- Foster K/	02:30	6-4	2	2.4000	1	1	1	1	1.2000
1- Wenzel B/ 3- Griffin S/ 5- Manyawu C/ 13- Kot A/ 44- Powell C/	02:00	6-5	1	3.0000	1	0	0	0	2.0000
1- Wenzel B/ 3- Griffin S/ 5- Manyawu C/ 11- Combs K/ 15- Kojenets O/	01:47	2-3	-1	1.1215	0	1	1	1	0.6667
1- Wenzel B/ 11- Combs K/ 13- Kot A/ 15- Kojenets O/ 33- Walters M/	01:31	1-2	-1	0.6593	3	0	2	0	0.2907
1- Wenzel B/ 3- Griffin S/ 13- Kot A/ 15- Kojenets O/ 33- Walters M/	00:33	4-0	4	7.2727	1	0	0	1	2.7778
1- Wenzel B/ 3- Griffin S/ 5- Manyawu C/ 22- Foster K/ 44- Powell C/	00:25	0-3	-3	0.0000	0	0	1	0	0.0000
1- Wenzel B/ 3- Griffin S/ 13- Kot A/ 22- Foster K/ 44- Powell C/	00:06	1-1	0	10.0000	2	0	0	0	2.2727



Officials: Randy Heimerman, Doug Sturdivan, James Ford

San Jose St.

Lineup	Time	Score	Score Diff	Pts/Min	Reb	Stl	Tov	Ass	PPP
0- Amey Jr. M/ 2- Mitchell Jr. R/ 4- Diongue A/ 5- Gorener T/ 15- Anderson T/	06:59	16-9	7	2.2901	7	2	1	4	1.3333
0- Amey Jr. M/ 4- Diongue A/ 5- Gorener T/ 6- Davis L/ 15- Anderson T/	06:37	20-13	7	3.0227	6	0	0	1	1.7361
0- Amey Jr. M/ 1- Anderson G/ 2- Mitchell Jr. R/ 15- Anderson T/ 20- Wise C/	04:45	2-10	-8	0.4211	4	1	0	0	0.2500
0- Amey Jr. M/ 1- Anderson G/ 4- Diongue A/ 5- Gorener T/ 6- Davis L/	03:13	5-10	-5	1.5544	0	1	2	1	0.8333
0- Amey Jr. M/ 5- Gorener T/ 6- Davis L/ 15- Anderson T/ 20- Wise C/	02:36	5-6	-1	1.9231	2	0	2	0	0.8865
0- Amey Jr. M/ 2- Mitchell Jr. R/ 5- Gorener T/ 15- Anderson T/ 23- Seixas D/	02:20	0-4	-4	0.0000	0	0	3	0	0.0000
0- Amey Jr. M/ 2- Mitchell Jr. R/ 5- Gorener T/ 15- Anderson T/ 20- Wise C/	02:09	2-4	-2	0.9302	2	1	0	1	0.6667
0- Amey Jr. M/ 2- Mitchell Jr. R/ 5- Gorener T/ 6- Davis L/ 23- Seixas D/	02:01	5-6	-1	2.4793	0	0	0	1	1.7361
0- Amey Jr. M/ 2- Mitchell Jr. R/ 4- Diongue A/ 5- Gorener T/ 6- Davis L/	01:57	6-2	4	3.0769	1	1	0	1	1.7442
1- Anderson G/ 5- Gorener T/ 6- Davis L/ 15- Anderson T/ 20- Wise C/	01:52	5-5	0	2.6786	0	0	0	0	1.6667
1- Anderson G/ 2- Mitchell Jr. R/ 5- Gorener T/ 15- Anderson T/ 20- Wise C/	01:47	3-2	1	1.6822	2	0	1	1	1.5000
0- Amey Jr. M/ 2- Mitchell Jr. R/ 6- Davis L/ 15- Anderson T/ 23- Seixas D/	01:09	2-0	2	1.7391	1	0	0	1	1.0000
0- Amey Jr. M/ 1- Anderson G/ 2- Mitchell Jr. R/ 4- Diongue A/ 15- Anderson T/	01:01	3-2	1	2.9508	0	0	0	1	1.5000
0- Amey Jr. M/ 1- Anderson G/ 4- Diongue A/ 6- Davis L/ 15- Anderson T/	01:00	1-4	-3	1.0000	0	0	0	0	2.2727
0- Amey Jr. M/ 1- Anderson G/ 2- Mitchell Jr. R/ 4- Diongue A/ 5- Gorener T/	00:25	0-1	-1	0.0000	0	1	0	0	0.0000
0- Amey Jr. M/ 1- Anderson G/ 5- Gorener T/ 6- Davis L/ 15- Anderson T/	00:06	0-2	-2	0.0000	0	0	0	0	0.0000
0- Amey Jr. M/ 1- Anderson G/ 2- Mitchell Jr. R/ 5- Gorener T/ 6- Davis L/	00:01	0-0	0	0.0000	0	0	0	0	0.0000