



San José State University Men's Basketball

Contact: **Matt Strapp**, Assistant Media Relations Director
 Office 408-924-1208 • Cell 562-499-9633 • matthew.strapp@sjsu.edu
Amy Villa, Director of Athletics Media Relations
 Office 408-924-1216 • Cell 408-421-8604 • amy.villa@sjsu.edu

2023-24 Schedule 9-18, 2-12 MW

| | | |
|-------------|---|---------------|
| NOV. 7 | UC IRVINE | W, 72-64 |
| NOV. 9 | BETHESDA | W, 117-72 |
| Nov. 12 | at Texas Tech - ESPN+ | L, 56-42 |
| Nov. 17-20 | U.S. Virgin Islands Paradise Jam | |
| Nov. 17 | vs. Abilene Christian | L, 77-71 |
| Nov. 18 | vs. Norfolk State | W, 77-53 |
| Nov. 20 | vs. Hampton | W, 71-52 |
| NOV. 27 | NORTH DAKOTA STATE | W, 78-65 |
| Nov. 29 | at Cal Poly - ESPN+ | L, 81-77 (OT) |
| Dec. 2 | at Montana - ESPN+ | L, 75-58 |
| Dec. 4 | at North Dakota State | L, 83-78 (OT) |
| DEC. 9 | NEW ORLEANS | W, 87-82 |
| DEC. 17 | MONTANA | L, 86-75 |
| DEC. 20 | SANTA CLARA - NBCSBA | W, 81-78 |
| Jan. 2 | *at Wyoming | L, 75-73 |
| JAN. 5 | *BOISE STATE - FS1 | L, 78-69 |
| JAN. 9 | *SAN DIEGO STATE | L, 81-78 |
| | CBS Sports Network | |
| Jan. 13 | *at Air Force | W, 70-67 |
| Jan. 16 | *at Fresno State | L, 85-82 |
| JAN. 24 | *NEW MEXICO | L, 95-75 |
| | CBS Sports Network | |
| JAN. 27 | *UNLV - FS1 | L, 77-65 |
| Jan. 30 | *at Utah State | L, 82-61 |
| Feb. 2 | *at Nevada - FS1 | L, 90-60 |
| FEB. 6 | *FRESNO STATE - NBCSBA | L, 69-57 |
| Feb. 9 | *at Colorado State - FS1 | L, 66-47 |
| FEB. 13 | *AIR FORCE - NBCSBA | W, 73-66 |
| FEB. 17 | *WYOMING - NBCSBA | L, 80-75 |
| Feb. 20 | *at Boise State - FS1 | L, 82-50 |
| FEB. 23 | *NEVADA - FS1 | 7:00 p.m. |
| FEB. 27 | *at San Diego State | 8:00 p.m. |
| | CBS Sports Network | |
| March 2 | *at UNLV | 8:00 p.m. |
| | CBS Sports Network | |
| MARCH 6 | *UTAH STATE | 6:30 p.m. |
| | CBS Sports Network | |
| March 13-16 | Mountain West Championship | |
| | Thomas & Mack, Las Vegas, Nev. | |
| | CBS Sports Network | |
| | * - Mountain West game | |
| | All times list PT | |
| | Home games at Provident Credit Union Event Center | |
| | NBCSBA - NBC Sports Bay Area | |

Game 28

San José State (9-18, 2-12 Mountain West)
vs. Nevada (21-6, 8-5 Mountain West)

Friday, Feb. 23

Provident Credit Union Event Center

San Jose, Calif. | 7 pm

Watch - FS1

Listen - KTRB 860 AM



Live Stats - <https://www.statbroadcast.com/events/statmonitr.php?gid=sjsu>

San José State

Head Coach: Tim Miles
Record at SJSU: 38-55 (3 yrs.)
Career Record: 437-389 (27 yrs.)

Nevada

Head Coach: Steve Alford
Record at Nevada: 91-57 (5 yrs.)
Career Record: 678-355 (33 yrs.)

LIVE STATS: Live stats can be found at <https://www.statbroadcast.com/events/statmonitr.php?gid=sjsu>

LIVE TV: Trent Rush and Casey Jacobsen will have the call on FS1.

LISTEN LIVE: Chris Sylvester will have the radio call over the air on KTRB 860 AM and streamed online at <https://860amtheanswer.com/>

| San José State | Comparison | Nevada |
|----------------|----------------|--------|
| 71.1 | Points/Game | 76.2 |
| 74.7 | Opp. PPG | 66.4 |
| -3.6 | Scoring Margin | +9.8 |
| .454 | FG% | .472 |
| .471 | Opp FG% | .414 |
| .352 | 3PFG% | .341 |
| .381 | Opp 3PFG% | .319 |
| .691 | FT% | .713 |
| .699 | Opp FT% | .683 |
| 31.3 | Reb/Game | 34.8 |
| 35.3 | Opp Reb/Game | 33.4 |
| -3.9 | Reb. Margin | +1.4 |
| 13.5 | Assists/Game | 14.9 |
| 10.6 | Turnovers/Game | 9.8 |
| 3.6 | Blocks/Game | 3.7 |
| 5.3 | Steals/Game | 6.4 |

Possible Spartan Starters

| | | | | | |
|----|---------------------|---|-----|----|-------------------|
| 13 | Alvaro Cardenas | G | 6-1 | JR | Granada, Spain |
| 0 | Myron (MJ) Amey Jr. | G | 6-2 | JR | Vacaville, Calif. |
| 5 | Tibet Görener | F | 6-9 | SR | Istanbul, Turkey |
| 15 | Trey Anderson | F | 6-7 | SR | San Diego, Calif. |
| 4 | Adrame Diongue | C | 7-0 | SO | Dakar, Senegal |

-CON.-

SENIOR NIGHT RECOGNITION: The Spartans will host Senior Night on Friday against Nevada and recognize three players, one student manager and one photographer.

Players: Trey Anderson, Tibet Görener, Ryen Perry

Student Manager: Josh Cabahug

Photographer: Ava Miles

Trey Anderson

- Team captain
- Sociology major
- Ranks fourth in school history in 3-point percentage and is tied for seventh in program history in career 3-pointers made
- Played in 89 games for the Spartans, making 84 starts
- Started in every game last season and played a key role in helping the Spartans make the postseason
- Joined today by his parents Lisa and Curtis and grandmother Gale

Tibet Görener

- Communications major
- All-time leader in SJSU history in 3-pointers made with 167
- Started all 27 games this season
- Near the top of the conference in minutes played this season
- Holds the team season high for points in a game with 32 against Fresno State

Ryen Perry

- Out for the rest of the season with an injury
- Began his tenure with the Spartans as a team manager before he was promoted to the roster in the 2022-23 season
- Appeared in 10 games in the 2022-2023 season and eight in 2023-2024
- At Air Force last season, played a crucial role in the Spartans' 20-point come-from-behind win, making a 3-pointer and playing the final 11 minutes of the game, finishing as a +16
- Joined today by his parents Lisa and Allen

Josh Cabahug

- Business Accounting major
- Helped the program out in many areas, including video editing and live coding of home games.
- Goal is to work for an accounting firm that is connected to his passion for basketball

Ava Miles

- Team photographer
- Helps manage the team's social media accounts
- Graduated in the fall with a bachelor of science in advertising
- Daughter of Coach Miles



2023-24 Mountain West Standings

| Team | Conference | | | Overall | | |
|-------------------------|------------|-----------|--------------|-----------|-----------|--------------|
| | W | L | PCT | W | L | PCT |
| Utah State (RV/RV) | 10 | 4 | 0.714 | 22 | 5 | 0.815 |
| Boise State (--/RV) | 9 | 4 | 0.692 | 18 | 8 | 0.692 |
| New Mexico (RV/--) | 9 | 5 | 0.643 | 21 | 6 | 0.778 |
| San Diego State (19/19) | 9 | 5 | 0.643 | 20 | 7 | 0.741 |
| Nevada (RV/RV) | 8 | 5 | 0.615 | 21 | 6 | 0.778 |
| UNLV | 8 | 5 | 0.615 | 15 | 10 | 0.600 |
| Colorado State (22/24) | 8 | 6 | 0.571 | 20 | 7 | 0.741 |
| Wyoming | 6 | 7 | 0.462 | 13 | 13 | 0.500 |
| Fresno State | 4 | 9 | 0.308 | 11 | 15 | 0.423 |
| San José State | 2 | 12 | 0.143 | 9 | 18 | 0.333 |
| Air Force | 1 | 12 | 0.077 | 8 | 17 | 0.320 |

Upcoming Schedule

Friday, February 23

Nevada at San José State* (FS1) 7 p.m. PT

Saturday, February 24

Air Force at New Mexico* (CBSSN) 2 p.m. MT
 Boise State at Wyoming* (MWN) 5:30 p.m. MT
 22/24 Colorado State at UNLV* (CBSSN) 5 p.m. PT
 19/19 San Diego State at Fresno State* (CBSSN) 7 p.m. PT

Tuesday, February 27

Boise State at Air Force* (Altitude/MWN) 7 p.m. MT
 UNLV at Wyoming* (CBSSN) 7 p.m. MT
 Utah State at Fresno State* (MWN) 7 p.m. PT
 Nevada at Colorado State* (FS1) 8:30 p.m. MT
 San José State at San Diego State* (CBSSN) 8 p.m. PT

Friday, March 1

Fresno State at Nevada* (CBSSN) 7:30 p.m. PT
 Air Force at Utah State* (FS1) 9 p.m. MT

Saturday, March 2

Wyoming at Colorado State* (MWN) 2 p.m. MT
 New Mexico at Boise State* (CBSSN) 6 p.m. MT
 San José State at UNLV* (CBSSN) 7 p.m. PT

Tuesday, March 5

Air Force at Wyoming* (MWN) 6:30 p.m. MT
 San Diego State at UNLV* (CBSSN) 8 p.m. PT
 Nevada at Boise State* (FS1) 9 p.m. MT

Wednesday, March 6

Utah State at San José State* (CBSSN) 6:30 p.m. PT
 Fresno State at New Mexico* (FS1) 8:30 p.m. MT

Friday, March 8

Boise State at San Diego State* (FS1) 7 p.m. PT

SERIES RECORD: The Spartans are 52-66 all-time against the Wolf Pack and 2-8 in the last 10 meetings (see below):

| | |
|-------------------|----------|
| Feb. 21, 2018 (A) | L 67-80 |
| Jan. 9, 2019 (A) | L 53-92 |
| Jan. 8, 2020 (H) | W 70-68 |
| Feb. 8, 2020 (A) | L 77-95 |
| Feb. 15, 2022 (A) | L 72-81 |
| Feb. 17, 2022 (H) | L 60-90 |
| Jan. 7, 2023 (H) | L 40-67 |
| Feb. 21, 2023 (A) | L 51-66 |
| March 9, 2023 (N) | W 81-77 |
| Feb. 2, 2024 (A) | L, 90-60 |

THREE STRAIGHT GAMES OF 19-PLUS POINTS FOR MJ:

Myron (MJ) Amey Jr is averaging 21.7 points per game over the past three games with 65 points total. He tallied 25 points against Air Force, 19 points versus Wyoming and 21 points at Boise State.

FLU SEASON AFFECTS THE SPARTANS: Alvaro Cardenas, the team's point guard and captain, has been battling illness over the past week which caused him to miss the Spartans' game against Wyoming. He played at Boise State but was less than 100 percent. **Tibet Görener** was also dealing with flu-like symptoms against the Broncos.

LATRELL DAVIS SCORES CAREER HIGH: Latrell Davis scored a career-high 20 points on 7-of-8 shooting against Wyoming, besting his previous career high of 16 points which he set against Bethesda on Nov. 9, 2023.

PERFECT WHEN SHOOTING OVER 50 PERCENT: The Spartans are 5-0 when shooting over 50 percent this season. The five opponents against whom they have shot over 50 percent are Bethesda, Norfolk State, New Orleans, Santa Clara and Air Force.

THE ALL-TIME LEADER IN 3-POINTERS: Tibet Görener is the Spartans' all-time leader in made 3-pointers with 167. He became the record-holder on Feb. 6 against Fresno State when he knocked down his 162nd career shot from beyond the arc to pass Ryan Welage (2015-18).

TOP 10 PASSER IN SCHOOL HISTORY: Alvaro Cardenas ranks sixth all-time for most career assists at SJSU with 343. Omari Moore is fifth with 429.

LONG-RANGE SPECIALIST: Trey Anderson ranks fourth in school history in 3-point percentage (among players who have played in at least 50 games and averaged one or more 3-point attempts per game). His career mark from beyond the arc is 41.4 percent, connecting on 123 of 297 attempts.

ONE OF THE TOP PG'S IN THE NATION: As of Feb. 22, Alvaro Cardenas is tied for 28th and 45th in Division I in assists per game (5.5) and assist/turnover ratio (2.68). In the conference, he is sixth and fifth in the two categories.

SJSU'S RECORD WHEN ...

| | |
|---|--------------------|
| home..... | 6-7 |
| away..... | 1-10 |
| neutral..... | 2-1 |
| overtime..... | 1-2 |
| games decided by 3 pts or less..... | 1-3 |
| games decided by 4-5 pts..... | 1-3 |
| games decided by 6-10 pts..... | 2-2 |
| games decided by 11-19 pts..... | 2-6 |
| games decided by 20+ pts..... | 2-4 |
| vs. Top 25..... | 0-3 |
| vs. Top 10..... | 0-0 |
| vs. Power 5 opponents..... | 0-1 |
| scoring first..... | 6-6 |
| leading at the half..... | 6-7 |
| tied at the half..... | 0-0 |
| trailing at the half..... | 3-11 |
| leading with 10 mins remaining..... | 8-7 |
| tied with 10 mins remaining..... | 0-0 |
| trailing with 10 mins remaining..... | 1-11 |
| leading with 5 mins remaining..... | 9-3 |
| tied with 5 mins remaining..... | 0-1 |
| trailing with 5 mins remaining..... | 0-14 |
| SJSU shoots 50% or better..... | 5-0 |
| SJSU shoots less than 50%..... | 4-18 |
| SJSU shoots better than opponent..... | 7-2 |
| SJSU shoots the same as opponent..... | 1-0 |
| SJSU shoots worse than opponent..... | 1-16 |
| Opponent shoots 50% or better..... | 2-8 |
| Opponent shoots less than 50%..... | 7-10 |
| SJSU outrebounds opponent..... | 5-4 |
| Opponent outrebounds SJSU..... | 4-13 |
| SJSU equals opponent in rebs..... | 0-1 |
| SJSU shoots 80% or better from FT line..... | 3-4 |
| SJSU has more FT attempts..... | 3-3 |
| Opponent has more FT attempts..... | 5-15 |
| SJSU equals opponent in FT attempts..... | 1-0 |
| SJSU shoots 40% or better from 3..... | 2-3 |
| SJSU has fewer turnovers than opponent..... | 5-7 |
| SJSU has more turnovers than opponent..... | 2-11 |
| SJSU equals opponent in turnovers..... | 2-0 |
| SJSU scores 100+ pts..... | 1-0 |
| SJSU scores 90-99 pts..... | 0-0 |
| SJSU scores 80-89 pts..... | 2-1 |
| SJSU scores 70-79 pts..... | 6-8 |
| SJSU scores 60-69 pts..... | 0-4 |
| SJSU scores 50-59..... | 0-3 |
| SJSU scores less than 50 pts..... | 0-2 |
| Opponent scores 100+ pts..... | 0-0 |
| Opponent scores 90-99 pts..... | 0-2 |
| Opponent scores 80-89 pts..... | 1-8 |
| Opponent scores 70-79 pts..... | 2-5 |
| Opponent scores 60-69 pts..... | 4-2 |
| Opponent scores 50-59..... | 2-1 |
| Opponent scores less than 50 pts..... | 0-0 |
| On Monday..... | 2-1 |
| On Tuesday..... | 2-6 |
| On Wednesday..... | 1-2 |
| On Thursday..... | 1-0 |
| On Friday..... | 0-4 |
| On Saturday..... | 3-3 |
| On Sunday..... | 0-2 |
| In November..... | 5-3 |
| In December..... | 2-3 |
| In January..... | 1-7 |
| In February..... | 1-5 |
| In March..... | 0-0 |
| On National TV (ESPN, ESPN2, CBS Sports Network, FS1, FS2)..... | 0-7 |
| On NBC Sports Bay Area/California..... | 3-2 |
| On Mountain West Network..... | 6-5 |
| Miscellaneous | |
| Current Streak..... | Lost 2 |
| Home court streak..... | Lost 1 |
| Neutral court streak..... | Won 2 |
| Road Streak..... | Lost 5 |
| All-Time Record 112th Season (2,725 games)..... | 1,202-1,523 (.441) |

CARDENAS AND ANDERSON BOTH TOP 10 IN THREES:

Alvaro Cardenas and **Trey Anderson** are both tied for seventh on the SJSU career 3-point leaderboard with Michael Quinney (1998-99) with 123. Here's the all-time list:

| | | | |
|-----|------------------------|--------------|------------|
| 1. | Tibet Görener | 2021- | 163 |
| 2. | Ryan Welage | 2015-18 | 161 |
| 3. | Tim Pierce | 2007-09 | 153 |
| 4. | Adrian Oliver | 2009-11 | 138 |
| 5. | Rashad Muhammad | 2013-15 | 134 |
| 6. | Robert Owens | 2009-10 | 125 |
| 7. | Michael Quinney | 1998-99 | 123 |
| | Alvaro Cardenas | 2021- | 123 |
| | Trey Anderson | 2021- | 123 |
| 10. | Tito Addison | 1995-97 | 122 |

THE SPARTANS' SHOT BLOCKER: Adrame Diongue is third in the conference in blocks per game at 1.46. Diongue has registered 38 blocks in 26 games (missed one game).

SHOOTING SQUAD: The Spartans are second in the Mountain West Conference in 3-pointers made per game at 8.63, behind only Air Force.

CLOSE FINISHES TO START THE SEASON: Four of the first five conference games for SJSU were decided by three points or fewer. They lost at Wyoming on a buzzer beater, fell by only three to San Diego State, won at the buzzer at Air Force and lost on a last-second shot to Fresno State.

SCTOP10 FOR DIONGUE: Adrame Diongue's dunk was featured on SportsCenter as the fourth-best play of the day on December 4. He had a poster dunk on his defender after catching a lob from **Alvaro Cardenas** in the loss at North Dakota State.

5-2 FOR THE SECOND STRAIGHT YEAR: For the second straight season, the Spartans started the season with a 5-2 record.

WINS BEFORE THANKSGIVING: For the second year in a row and for the second time in history, the Spartans won four games before Thanksgiving. It is the first time in program history that the Spartans won four games before Thanksgiving in back-to-back seasons. Prior to last year, the best mark the Spartans accrued before the holiday was three wins, accomplished in 2010-11 and 2019-20.

AMEY JR. GETS ALL-TOURNAMENT RECOGNITION: Myron (MJ) Amey Jr. was selected to the 2023 Paradise Jam All-Tournament Team which was voted upon by tournament staff and select media members. Amey Jr. led the Spartans to a 2-1 record in the tournament, averaging 16.0 points, 4.67 assists and 2.0 steals per game. He led the tournament with 14 assists.

MILES OF SUCCESS AT SJSU: San José State head coach **Tim Miles** is in his third season at the school and in his 27th season overall as a head coach. He was named the head coach on April 6, 2021, and made an immediate impact on the Spartan fans as he won his 400th career game in the opener of the 2021-22 season. Miles has a 437-388 coaching record including 38-54 at

MW Statistics (All Games)

| | |
|-----------------------------------|----------------------------------|
| Scoring - 8th..... | Myron (MJ) Amey Jr., 15.7 pg |
| Scoring - 17th..... | Alvaro Cardenas, 12.9 pg |
| Rebounding - 19th..... | Myron (MJ) Amey Jr., 4.8 pg |
| FG Percentage - 11th..... | Myron (MJ) Amey Jr., .432 |
| 3-Point FG Made - 8th..... | Tibet Görener, 2.19 pg |
| 3-Point FG Made - 9th..... | Myron (MJ) Amey Jr., 2.15 pg |
| Assists - 6th..... | Alvaro Cardenas - 5.46 pg |
| Assists - 11th..... | Myron (MJ) Amey Jr. - 3.00 pg |
| Blocked Shots - 3rd..... | Adrame Diongue, 1.46 pg |
| Assist/Turnover Ratio - 5th..... | Alvaro Cardenas, 142/53, 2.68 |
| Assist/Turnover Ratio - 10th..... | Myron (MJ) Amey Jr., 81/49, 1.65 |
| Steals - 5th..... | Myron (MJ) Amey Jr., 1.63 pg |
| Minutes Played - 5th..... | Alvaro Cardenas, 35.6 pg |
| Minutes Played - 11th..... | Tibet Görener, 33.8 pg |
| Minutes Played - 15th..... | Myron (MJ) Amey Jr., 32.4 pg |

San José State. He is 40th in the NCAA among active Division I head coaches in career wins at 437.

In 2022-23, he coached the Spartans to a postseason appearance in the CBI, the first postseason berth for the Spartans since 2010-11.

Miles coached his 800th game as a head coach in the win over UC Irvine and won his 14th consecutive season opener against Division I opponents since 2009.

800 IS THE NUMBER FOR MILES: The Spartans' season-opener marked the 800th career game for Tim Miles as a head coach in his 27 years at the helm of a program. San José State is the sixth school where he has been the head coach.
 Mayville State - 2 seasons - 1995-96 & 1996-97
 SW Minnesota State - 4 seasons - 1997-98 through 2000-2001
 North Dakota State - 6 seasons - 2001-02 through 2006-07
 Colorado State - 5 seasons - 2007-08 through 2011-12
 Nebraska - 7 seasons - 2012-13 through 2018-19
 San Jose State - 3rd season - 2021-22 to present

TIM MILES RETURNED HOME: The Spartans' head coach, **Tim Miles**, had a homecoming when the Spartans took on North Dakota state in Fargo, N.D. Miles is from the Dakotas and spent the majority of his young-adult life involved in basketball in the region.

- Born and raised in Doland, South Dakota
- Attended the University of Mary in Bismarck, N.D. where he earned a bachelor of science degree
- Was a graduate assistant at Northern State University in Aberdeen, S.D. where he earned a master's degree in health and physical education
- First head coaching job was at Mayville State in Mayville, N.D. from 1995-96 - 1996-97
- Coached the Bison from 2001-02 - 2006-07

2700 GAMES: The Bethesda game marked the 2,700th game played in the 113 years of the program. The team's first season was 1909-10.

TEAM INTERNATIONAL: Seven of the Spartans are international student-athletes and many of them have played for youth national teams including **Tibet Görener** (Turkey), **Diogo (DJ) Seixas** (Portugal) and **Latrell Davis** (Great Britain).

| | | |
|--|---|---|
| <p>Miscellaneous Stats Career Double-Doubles (SJSU only) Robert Vaihola - 3 14 points, 10 rebounds, vs. Bethesda, Nov. 12, 2022 18 points, 10 rebounds, vs. Air Force, Jan. 24, 2023 15 points, 11 rebounds, vs. Boise State, Feb. 25, 2023</p> <p>Trey Anderson - 3 15 points, 12 rebounds, at Portland, Dec. 17, 2021 11 points, 11 rebounds, at Northern Colorado, Nov. 19, 2022 16 points, 10 rebounds, vs. Norfolk State, Nov. 18, 2023</p> <p>Myron (MJ) Amey Jr. - 2 23 points, 12 rebounds, vs. San Diego State, Feb. 9, 2022 14 points, 10 rebounds, vs. North Dakota State, Nov. 27, 2023</p> <p>Alvaro Cardenas - 3 22 points, 10 rebounds at North Dakota State, Dec. 4, 2023 16 points, 10 assists vs. New Orleans, Dec. 9, 2023 14 points, 10 assists vs. Santa Clara, Dec. 20, 2023</p> <p>Career 20+ point games Myron (MJ) Amey - 12 32, vs. Bethesda, Jan. 8, 2022 30, vs. Boise State, Jan. 5, 2024 29, vs. New Orleans, Dec. 9, 2023 25 - vs. Air Force, Feb. 13, 2024 24, at Boise State, Feb. 5, 2022 24, vs. New Mexico, Jan. 24, 2024 23, vs. UNLV, Jan. 17, 2022 23, vs. San Diego State, Feb. 9, 2022 22, vs. Cal Poly, Nov. 29, 2023 21 - vs. Abilene Christian, Nov. 17, 2023 21 - vs. Boise State, Feb. 20, 2024 20 - vs. San Diego State, Jan. 9, 2023</p> <p>Alvaro Cardenas - 7 23, vs. Hampton, Nov. 20, 2023 22, at North Dakota State, Dec. 4, 2023 22, vs. Air Force, Feb. 13, 2024 22, vs. Southern Indiana, March 18, 2023 21, at Wyoming, Jan. 3, 2023 21, vs. San Diego State, Jan. 9, 2024 20, vs. Fresno State, Jan. 10, 2023</p> | <p>Tibet Görener - 4 32, at Fresno St, Jan. 16, 2024 26, vs. Bethesda, Nov. 9, 2023 23, vs. Bethesda, Jan. 8, 2022 20, at Utah State, Jan. 21, 2023</p> <p>Trey Anderson - 2 23, vs. Pacific, Dec. 11, 2021 21, vs. North Dakota State, Nov. 27, 2023</p> <p>Latrell Davis - 1 20 - vs. Wyoming, Feb. 17, 2024</p> <p>Career 10+ rebound games Robert Vaihola - 5 13, vs. UNLV, Dec. 28, 2022 11, vs. Boise State, Feb. 25, 2023 10, at New Mexico, Jan. 25, 2022 (at Fresno State) 10, vs. Bethesda, Nov. 12, 2022 10, at New Mexico, Jan. 17, 2023</p> <p>Trey Anderson - 3 12, at Portland, Dec. 17, 2021 11, at Northern Colorado, Nov. 19, 2022 10, vs. Norfolk State, Nov. 18, 2023</p> <p>Myron (MJ) Amey Jr. - 2 12, vs. San Diego State, Feb. 9, 2022 10, vs. North Dakota State, Nov. 27, 2023</p> <p>Adrame Diongue - 1 11, vs. Bethesda, Nov. 9, 2023</p> <p>Alvaro Cardenas - 1 10, at North Dakota State, Dec. 4, 2023</p> <p>Career 10+ assist games Alvaro Cardenas - 3 10, vs. New Orleans, Dec. 9, 2023 10, vs. Santa Clara, Dec. 20, 2023 10, vs. New Mexico, Jan. 24, 2024</p> <p>20+ point games in 2023-24 - 17 Myron (MJ) Amey Jr. - 8 30, vs. Boise State, Jan. 5, 2024 29, vs. New Orleans, Dec. 9, 2023 25, vs. Air Force, Feb. 13, 2024 24, vs. New Mexico, Jan. 24, 2024 22, vs. Cal Poly, Nov. 29, 2023 21, vs. Abilene Christian, Nov. 17, 2023 21, vs. Boise State, Feb. 20, 2024 20, vs. San Diego State, Jan. 9, 2024</p> | <p>Alvaro Cardenas - 5 23, vs. Hampton, Nov. 20, 2023 22, at North Dakota State, Dec. 4, 2023 22, vs. Air Force, Feb. 13, 2024 21, at Wyoming, Jan. 2, 2024 21, vs. San Diego State, Jan. 9, 2024</p> <p>Tibet Görener - 2 32, at Fresno St, Jan. 16, 2024 26, vs. Bethesda, Nov. 9, 2023</p> <p>Trey Anderson - 1 21, vs. North Dakota State, Nov. 27, 2023</p> <p>Latrell Davis - 1 20, vs. Wyoming, Feb. 17, 2024</p> <p>10+ rebound games in 2023-24 - 4 Adrame Diongue - 1 11, vs. Bethesda, Nov. 9, 2023</p> <p>Trey Anderson, 1 10, vs. Norfolk State, Nov. 18, 2023</p> <p>Myron (MJ) Amey Jr. - 1 10, vs. North Dakota State, Nov. 27, 2023</p> <p>Alvaro Cardenas - 1 10, at North Dakota State, Dec. 4, 2023</p> <p>10+ assist games in 2023-24 - 3 Alvaro Cardenas - 3 10, vs. New Orleans, Dec. 9, 2023 10, vs. Santa Clara, Dec. 20, 2023 10, vs. New Mexico, Jan. 24, 2024</p> <p>Double-Doubles in 2023-24 - 5 Alvaro Cardenas - 3 22 points, 10 rebounds at North Dakota State, Dec. 4, 2023 16 points, 10 assists vs. New Orleans, Dec. 9, 2023 14 points, 10 assists vs. Santa Clara, Dec. 20, 2023</p> <p>Trey Anderson - 1 16 points, 10 rebounds vs. Norfolk State, Nov. 18, 2023</p> <p>Myron (MJ) Amey Jr. - 1 14 points, 10 rebounds vs. North Dakota State, Nov. 27, 2023</p> |
|--|---|---|

MOST MW WINS EVER/MOST CONFERENCE WINS SINCE 1993-94: With 10 Mountain West wins last season, the Spartans recorded the most MW wins in school history and the most since the 1993-94 season. Since joining a conference in 1969-70, Spartan teams have won nine or more conference games in six seasons. Three of those teams participated in the postseason - 1980-81 NIT, 1995-96 NCAA Tournament, and 2022-23 CBI.

9+ Conference Wins Since 1969-70

| | | |
|---------|------|----------------------------|
| 1980-81 | 10-4 | Big West (NIT Participant) |
| 1984-85 | 10-8 | Big West |
| 1986-87 | 10-8 | Big West |
| 1993-94 | 11-7 | Big West |

| | | |
|---------|------|----------------------------|
| 1995-96 | 9-9 | Big West (NCAA Tournament) |
| 2022-23 | 10-8 | MW (CBI Participant) |

UP NEXT: The Spartans will play at San Diego State on Tuesday, Feb. 27 at 8 p.m. on CBS Sports Network.

Starting Lineups

| Game | Guard | Guard | Forward | Forward | Center | Record |
|-----------------------|---------------------|---------------------|---------------|---------------|-------------------|--------|
| UC IRVINE | Alvaro Cardenas | Myron (MJ) Amey Jr. | Tibet Görener | Trey Anderson | Adrame Diongue | 1-0 |
| BETHESDA | Alvaro Cardenas | Myron (MJ) Amey Jr. | Tibet Görener | Trey Anderson | Adrame Diongue | 2-0 |
| at Texas Tech | Alvaro Cardenas | Myron (MJ) Amey Jr. | Tibet Görener | Trey Anderson | Adrame Diongue | 2-1 |
| vs. Abilene Christian | Alvaro Cardenas | Myron (MJ) Amey Jr. | Tibet Görener | Trey Anderson | Adrame Diongue | 2-2 |
| vs. Norfolk State | Alvaro Cardenas | Myron (MJ) Amey Jr. | Tibet Görener | Trey Anderson | Adrame Diongue | 3-2 |
| vs. Hampton | Alvaro Cardenas | Myron (MJ) Amey Jr. | Tibet Görener | Trey Anderson | Adrame Diongue | 4-2 |
| NORTH DAKOTA STATE | Alvaro Cardenas | Myron (MJ) Amey Jr. | Tibet Görener | Trey Anderson | Adrame Diongue | 5-2 |
| at Cal Poly | Alvaro Cardenas | Myron (MJ) Amey Jr. | Tibet Görener | Trey Anderson | Adrame Diongue | 5-3 |
| at Montana | Alvaro Cardenas | Myron (MJ) Amey Jr. | Tibet Görener | Trey Anderson | Adrame Diongue | 5-4 |
| at North Dakota State | Alvaro Cardenas | Myron (MJ) Amey Jr. | Tibet Görener | Trey Anderson | Adrame Diongue | 5-5 |
| NEW ORLEANS | Alvaro Cardenas | Myron (MJ) Amey Jr. | Latrell Davis | Tibet Görener | Adrame Diongue | 6-5 |
| MONTANA | Alvaro Cardenas | Myron (MJ) Amey Jr. | Latrell Davis | Tibet Görener | William Humer | 6-6 |
| SANTA CLARA | Alvaro Cardenas | Myron (MJ) Amey Jr. | Latrell Davis | Tibet Görener | William Humer | 7-6 |
| at Wyoming | Alvaro Cardenas | Myron (MJ) Amey Jr. | Tibet Görener | Trey Anderson | Adrame Diongue | 7-7 |
| BOISE STATE | Alvaro Cardenas | Myron (MJ) Amey Jr. | Tibet Görener | Trey Anderson | Adrame Diongue | 7-8 |
| SAN DIEGO STATE | Alvaro Cardenas | Myron (MJ) Amey Jr. | Tibet Görener | Trey Anderson | Adrame Diongue | 7-9 |
| at Air Force | Alvaro Cardenas | Myron (MJ) Amey Jr. | Tibet Görener | Trey Anderson | Adrame Diongue | 8-9 |
| at Fresno State | Alvaro Cardenas | Myron (MJ) Amey Jr. | Tibet Görener | Trey Anderson | Adrame Diongue | 8-10 |
| NEW MEXICO | Alvaro Cardenas | Myron (MJ) Amey Jr. | Tibet Görener | Trey Anderson | Adrame Diongue | 8-11 |
| UNLV | Alvaro Cardenas | Myron (MJ) Amey Jr. | Tibet Görener | Trey Anderson | Adrame Diongue | 8-12 |
| at Utah State | Alvaro Cardenas | Myron (MJ) Amey Jr. | Tibet Görener | Trey Anderson | Adrame Diongue | 8-13 |
| at Nevada | Alvaro Cardenas | Myron (MJ) Amey Jr. | Tibet Görener | Trey Anderson | Adrame Diongue | 8-14 |
| FRESNO STATE | Alvaro Cardenas | Myron (MJ) Amey Jr. | Tibet Görener | Trey Anderson | Adrame Diongue | 8-15 |
| at Colorado State | Alvaro Cardenas | Myron (MJ) Amey Jr. | Tibet Görener | Trey Anderson | Adrame Diongue | 8-16 |
| AIR FORCE | Alvaro Cardenas | Myron (MJ) Amey Jr. | Tibet Görener | Trey Anderson | Diogo (DJ) Seixas | 9-16 |
| WYOMING | Rickey Mitchell Jr. | Myron (MJ) Amey Jr. | Tibet Görener | Trey Anderson | Diogo (DJ) Seixas | 9-17 |
| at Boise State | Alvaro Cardenas | Myron (MJ) Amey Jr. | Tibet Görener | Trey Anderson | Adrame Diongue | 9-18 |
| NEVADA | | | | | | |
| at San Diego State | | | | | | |
| at UNLV | | | | | | |
| UTAH STATE | | | | | | |
| MW Tournament | | | | | | |

CAREER LEADERS

TOTAL POINTS

| Name | Seasons | G | FG | 3FG | FT Points |
|------------------|-------------|-----|-----|-----|-----------|
| 1. Ricky Berry | 1986-88 | 84 | 619 | 113 | 416 1,767 |
| 2. Adrian Oliver | 2009-11 | 80 | 585 | 138 | 442 1,750 |
| 3. Stu Inman | 1947-50 | 123 | 591 | 0 | 322 1,504 |
| 4. Wally Rank | 1977-80 | 102 | 562 | 0 | 308 1,432 |
| 5. Omari Moore | 2020-23 | 117 | 497 | 116 | 202 1,312 |
| 6. Justin Graham | 2007-11 | 119 | 460 | 57 | 295 1,272 |
| 7. Ryan Welage | 2015-18 | 91 | 457 | 161 | 183 1,258 |
| 8. Chris McNealy | 1981-83 | 81 | 504 | 2 | 226 1,236 |
| 9. Coby Dietrick | 1968-70 | 72 | 465 | 0 | 243 1,173 |
| 10. Terry Cannon | 1990-92, 94 | 97 | 414 | 114 | 209 1,139 |

FIELD GOALS MADE

| Name | Seasons | G | Att. | Made |
|--------------------|---------|-----|-------|-------|
| 1. Ricky Berry | 1986-88 | 84 | 1,301 | 619* |
| 2. Stu Inman | 1947-50 | 123 | 1,506 | 591 |
| 3. Adrian Oliver | 2009-11 | 80 | 1,347 | 585 |
| 4. Wally Rank | 1977-80 | 102 | 1,207 | 562 |
| 5. Chris McNealy | 1981-83 | 81 | 914 | 504** |
| 6. Omari Moore | 2020-23 | 117 | 1,094 | 497 |
| 7. Sid Williams | 1978-81 | 111 | 958 | 485 |
| 8. Johnnie Skinner | 1971-73 | 73 | 1,142 | 481 |
| 9. Coby Dietrick | 1968-70 | 72 | 1,054 | 465 |
| 10. Justin Graham | 2007-11 | 119 | 1,024 | 460 |

FIELD GOALS ATTEMPTED

| Name | Seasons | G | Made | Att. |
|--------------------|---------|-----|------|-------|
| 1. Stu Inman | 1947-50 | 123 | 591 | 1,536 |
| 2. Ricky Berry | 1986-88 | 84 | 619 | 1,309 |
| 3. Wally Rank | 1977-80 | 102 | 562 | 1,207 |
| 4. Johnnie Skinner | 1971-73 | 73 | 481 | 1,142 |
| 5. Omari Moore | 2020-23 | 117 | 497 | 1,094 |
| 6. Coby Dietrick | 1968-70 | 72 | 465 | 1,054 |
| 7. Ryan Welage | 2015-16 | 91 | 457 | 1,048 |
| 8. Justin Graham | 2007-11 | 119 | 460 | 1,024 |
| 9. S.T. Saffold | 1964-66 | 72 | 421 | 970 |
| 10. Sid Williams | 1978-81 | 111 | 485 | 958 |

FIELD GOAL PERCENTAGE

(Minimum four made per game played)

| Name | Seasons | G | FG | FGA | Pct. |
|----------------------|-------------|----|-----|-----|------|
| 1. Brandon Clarke | 2016-17 | 61 | 328 | 542 | .604 |
| 2. Mickey Johnson | 1979-80 | 56 | 278 | 473 | .588 |
| 3. Earl Hogue | 1974-76 | 75 | 315 | 568 | .555 |
| 4. Chris McNealy | 1981-83 | 81 | 504 | 914 | .551 |
| 5. Dick Groves | 1968-69 | 41 | 183 | 338 | .541 |
| 6. Stony Evans | 1984-85 | 57 | 246 | 461 | .534 |
| 7. Menelik Barbary | 2006-07 | 61 | 245 | 461 | .531 |
| 8. Ward Farris | 1982, 84-86 | 83 | 339 | 644 | .526 |
| 9. Stan Hill | 1977-78 | 50 | 214 | 415 | .516 |
| 10. Darnell Williams | 2000-01 | 58 | 288 | 562 | .512 |

3-POINT FIELD GOALS MADE

| Name | Seasons | G | Att. | Made |
|--------------------------------------|---------|-----------|------------|------------|
| 1. Tibet Görener 2021- | | 91 | 498 | 167 |
| 2. Ryan Welage | 2015-18 | 91 | 417 | 161 |
| 3. Tim Pierce | 2007-09 | 86 | 471 | 153 |
| 4. Adrian Oliver | 2009-11 | 80 | 361 | 138 |
| 5. Rashad Muhammad | 2013-15 | 58 | 354 | 134 |
| 6. Robert Owens | 2009-10 | 61 | 315 | 125 |
| 7. Michael Quinney | 1998-99 | 54 | 336 | 123 |
| Alvaro Cardenas 2021- | | 92 | 360 | 123 |
| Trey Anderson 2021- | | 89 | 297 | 123 |
| 10. Tito Addison | 1995-97 | 84 | 375 | 122 |

3-POINT FIELD GOALS ATTEMPTED

| Name | Seasons | G | Made | Att. |
|--|---------|-----------|------------|------------|
| 1. Tibet Görener 2021- | | 91 | 167 | 498 |
| 2. Tim Pierce | 2007-09 | 86 | 153 | 471 |
| 3. Ryan Welage | 2015-18 | 91 | 161 | 417 |
| 4. Tito Addison | 1995-97 | 84 | 122 | 375 |
| 5. Adrian Oliver | 2009-11 | 80 | 138 | 361 |
| 6. Alvaro Cardenas 2021- | | 92 | 123 | 360 |
| 7. Keith Shamburger | 2011-12 | 63 | 108 | 348 |
| 8. D.J. Brown | 2012-14 | 91 | 112 | 347 |
| 9. Omari Moore | 2020-23 | 117 | 116 | 341 |
| 10. Jason Allen | 1991-94 | 97 | 120 | 340 |

3-POINT FIELD GOAL PERCENTAGE

(Minimum 1.0 made per game played and 50 made)

| Name | Seasons | G | 3FG | 3FGA | Pct. |
|--------------------------------------|---------------|-----------|------------|------------|-------------|
| 1. Ricky Berry | 1986-88 | 84 | 113 | 246 | .459 |
| 2. Noah Baumann | 2017-19 | 61 | 121 | 265 | .457 |
| 3. Steve Haney | 1988-89 | 45 | 103 | 233 | .442 |
| 4. Trey Anderson 2021- | | 89 | 123 | 297 | .414 |
| 5. James Kinney | 2012 | 31 | 86 | 216 | .398 |
| 6. Robert Owens | 2009-10 | 61 | 125 | 315 | .397 |
| 7. Marquin Chandler | 2004-05 | 57 | 59 | 149 | .396 |
| 8. Ryan Welage | 2015-18 | 91 | 161 | 417 | .386 |
| 9. Phil Calvert | 2002, 04 | 57 | 71 | 185 | .384 |
| 10. Brett Lilly | 1999, 2003-04 | 59 | 92 | 240 | .383 |

FREE THROWS MADE

| Name | Seasons | G | Att. | Made |
|------------------------|-------------|-----|------|------|
| 1. Adrian Oliver | 2009-11 | 80 | 529 | 442 |
| 2. Carroll Williams | 1953-55 | 75 | 552 | 441 |
| 3. Ricky Berry | 1986-88 | 84 | 507 | 416 |
| 4. Stu Inman | 1947-50 | 123 | 498 | 322 |
| 5. Wally Rank | 1977-80 | 102 | 450 | 308 |
| 6. Eddie Diaz | 1956-58 | 76 | 433 | 299 |
| 7. Justin Graham | 2007-11 | 119 | 441 | 295 |
| 8. Ken Mickey | 1974, 76-77 | 82 | 357 | 271 |
| 9. Marmet Williams | 1994-98 | 112 | 368 | 267 |
| 10. Olivier Saint-Jean | 1996-97 | 51 | 354 | 260 |

FREE THROWS ATTEMPTED

| Name | Seasons | G | Made | Att. |
|---------------------|---------|-----|------|------|
| 1. Carroll Williams | 1953-55 | 75 | 441 | 552 |
| 2. Adrian Oliver | 2009-11 | 80 | 442 | 529 |
| 3. Ricky Berry | 1986-88 | 84 | 416 | 507 |
| 4. Stu Inman | 1947-50 | 123 | 322 | 498 |
| 5. Wally Rank | 1977-80 | 102 | 308 | 450 |
| 6. Justin Graham | 2007-11 | 119 | 295 | 441 |
| 7. Eddie Diaz | 1956-58 | 76 | 299 | 433 |
| 8. Bob Hagen | 1947-49 | 81 | 207 | 370 |
| 9. Marv Branstrom | 1956-58 | 76 | 186 | 368 |
| 9. Marmet Williams | 1994-98 | 112 | 267 | 368 |

FREE THROW PERCENTAGE

(Minimum 2.0 made/game played and 50 games played)

| Name | Seasons | G | FT | FTA | Pct. |
|---------------------|---------|----|-----|-----|------|
| 1. Adrian Oliver | 2009-11 | 80 | 442 | 529 | .836 |
| 2. Ricky Berry | 1986-88 | 84 | 416 | 507 | .821 |
| 3. Carroll Williams | 1953-55 | 75 | 441 | 552 | .799 |
| 4. Doug Murrey | 1978-81 | 88 | 173 | 219 | .789 |
| 5. Gil Egeland | 1956-58 | 73 | 165 | 210 | .786 |
| 6. Pete Miller | 1974-75 | 55 | 128 | 164 | .780 |
| 7. Brandon Hawkins | 2002-03 | 50 | 237 | 304 | .779 |
| 8. Chris Cunningham | 2013-14 | 60 | 180 | 232 | .776 |
| 8. Lössie Mitchel | 1992-94 | 52 | 116 | 150 | .773 |
| 10. Brad Quinet | 1995-97 | 55 | 161 | 211 | .763 |

REBOUNDS

| Name | Seasons | G | REB |
|-------------------|---------|-----|-----|
| 1. Marv Branstrom | 1956-58 | 76 | 864 |
| 2. George Clark | 1950-52 | 75 | 857 |
| 3. Coby Dietrick | 1968-70 | 72 | 759 |
| 4. S.T. Saffold | 1964-66 | 72 | 705 |
| 5. Reggie Owens | 1985-87 | 86 | 692 |
| 6. Chris McNealy | 1981-83 | 81 | 678 |
| 7. Wally Rank | 1977-80 | 102 | 662 |
| 8. Chris Oakes | 2008-10 | 83 | 661 |
| 9. Kevin Logan | 1990-93 | 106 | 608 |
| 10. Pat Hamm | 1969-71 | 72 | 557 |

ASSISTS

| Name | Seasons | G | AST |
|--|-------------|-----------|------------|
| 1. Justin Graham | 2007-11 | 119 | 508 |
| 2. Michael Dixon | 1982-85 | 107 | 477 |
| 3. Ken Mickey | 1974, 76-77 | 82 | 476 |
| 4. Mike Mendez | 1978-81 | 108 | 469 |
| 5. Omari Moore | 2020-23 | 117 | 429 |
| 6. Alvaro Cardenas 2021- | | 92 | 343 |
| 7. Marmet Williams | 1994-98 | 112 | 318 |
| 8. Jalen James | 2013-18 | 117 | 274 |
| 9. D.J. Brown | 2012-14 | 91 | 266 |
| Ricky Berry | 1986-88 | 84 | 266 |

BLOCKED SHOTS (Since 1979)

| Name | Seasons | G | BS |
|---------------------|-------------|-----|-----|
| 1. Gerald Thomas | 1984, 86-88 | 113 | 127 |
| 2. Brandon Clarke | 2016-17 | 61 | 116 |
| 3. Chris Oakes | 2008-10 | 83 | 111 |
| 4. Omari Moore | 2020-23 | 117 | 90 |
| 5. Menelik Barbary | 2006-07 | 61 | 87 |
| 6. Chris McNealy | 1981-83 | 81 | 81 |
| 7. Ibrahima Diallo | 2022-23 | 48 | 78 |
| 8. Darnell Williams | 2000-01 | 58 | 75 |
| 9. Isaac Thornton | 2013-17 | 121 | 65 |
| 10. Lance Holloway | 2004, 06-08 | 87 | 58 |

STEALS (Since 1979)

| Name | Seasons | G | ST |
|--------------------|-------------|-----|-----|
| 1. Justin Graham | 2007-11 | 119 | 209 |
| 2. Isaac Thornton | 2013-17 | 121 | 145 |
| 3. Tito Addison | 1995-97 | 84 | 125 |
| 4. Omari Moore | 2020-23 | 117 | 120 |
| 5. Mike Mendez | 1979-81 | 86 | 114 |
| 6. Terry Cannon | 1990-92, 94 | 97 | 113 |
| 7. Marmet Williams | 1994-98 | 112 | 111 |
| 8. Chris McNealy | 1981-83 | 81 | 109 |
| 9. Isaac Thornton | 2013-16 | 91 | 106 |
| Michael Dixon | 1982-85 | 107 | 106 |

IN-SEASON TOURNAMENT RESULTS

| YEAR | TOURNAMENT | FINISH | YEAR | TOURNAMENT | FINISH |
|------|--|-----------|------|--|--------------------|
| | | | 1985 | Hoosier Classic, Indianapolis, Ind. | 3rd Place |
| 1958 | Poinsettia Tournament, San Diego, Calif. | 4th Place | 1986 | Far West Classic, Portland, Ore. | 5th Place |
| 1959 | WCAC Tournament, San Francisco, Calif. | 8th Place | 1987 | Fighting Illini Classic, Champaign, Ill. | 3rd Place |
| 1960 | WCAC Tournament, San Francisco, Calif. | 8th Place | 1988 | Ameritas Classic, Lincoln, Neb. | 2nd Place |
| 1961 | WCAC Tournament, San Francisco, Calif. | 5th Place | 1989 | Oldsmobile Cutlass Classic, E. Lansing, Mich. | 4th Place |
| 1962 | WCAC Tournament, San Francisco, Calif. | CHAMPION | 1993 | Stanford Fry's Invitational, Stanford, Calif. | 2nd Place |
| 1963 | WCAC Tournament, San Francisco, Calif. | CHAMPION | 1994 | Comerica Cable Car Classic, San Jose, Calif. | 3rd Place |
| 1964 | WCAC Tournament, San Francisco, Calif. | 3rd Place | 1995 | Fighting Illini Classic, Champaign, Ill. | 4th Place |
| 1965 | WCAC Tournament, San Francisco, Calif. | 4th Place | 1996 | Comerica Cable Car Classic, San Jose, Calif. | CHAMPION |
| 1966 | Knights of Columbus Tournament, Portland, Ore. | 3rd Place | 1999 | Pearl Harbor Invitational, Laie, Hawaii | 2nd Place |
| | WCAC Tournament, San Jose, Calif. | 6th Place | 2001 | BCA Invitational, Raleigh, N.C. | 6th Place |
| 1967 | Lobo Invitational, Albuquerque, N.M. | 3rd Place | 2001 | Cyclone Challenge, Ames, Iowa | Tied for 1st Place |
| 1969 | Roadrunners Classic, Las Cruces, N.M. | 3rd Place | 2003 | Surf'N Slam Tournament, Laie, Hawaii | 2nd Place |
| 1970 | Far West Classic, Portland, Ore. | 8th Place | 2005 | 2K Sports College Hoops Coaches vs. Cancer Classic Lubbock, Texas | 3rd Place |
| 1974 | Rainbow Classic, Honolulu, Hawaii | 7th Place | 2005 | Holiday Station Stores Classic, Bozeman, Mont. | 4th Place |
| 1977 | Utah Classic, Salt Lake City, Utah | 4th Place | 2006 | CBE Classic, Stanford, Calif. | 4th Place |
| 1978 | Fiesta Classic, Tempe, Ariz. | 3rd Place | 2007 | First Shot Exempt Tournament, Murfreesboro, Tenn. | CHAMPION |
| | Cable Car Classic, Santa Clara, Calif. | 4th Place | 2008 | Shamrock Office Solutions Classic, Moraga, Calif. | 3rd Place |
| 1979 | Cable Car Classic, Santa Clara, Calif. | CHAMPION | 2011 | Elgin Baylor Classic, Seattle, Wash. | CHAMPION |
| | All-College Tournament, Oklahoma City, Okla. | 7th Place | 2014 | John Wooden Legacy, Anaheim, Calif. | 8th Place |
| 1981 | KOA Classic, Billings, Mont. | CHAMPION | 2015 | GCI Great Alaska Shootout, Anchorage, Alaska | 5th Place |
| 1982 | Las Vegas Holiday Classic, Las Vegas, Nev. | 3rd Place | 2018 | Junkanoo Jam, Bimini, The Bahamas | 4th Place |
| 1983 | Stanford Invitational, Stanford, Calif. | 4th Place | 2021 | Abe Lemons Classic | |
| 1984 | Utah Classic, Salt Lake City, Utah | CHAMPION | 2022 | Baha Mar Hoops Nassau Championship | 5th Place |
| | | | 2023 | Paradise Jam | 5th Place |

2023-24 San José State Men's Basketball Roster

| NO | NAME | POS | HT | WT | YR | HOMETOWN/LAST SCHOOL |
|----|----------------------|-----|------|-----|----|---|
| 0 | Myron (MJ) Amey, Jr. | G | 6-2 | 185 | JR | Vacaville, Calif./Scotland Prep (Pa.) |
| 1 | Garrett Anderson | G | 6-6 | 190 | SO | Phoenix, Ariz./PHH Prep |
| 2 | Rickey Mitchell Jr. | G | 6-4 | 172 | FR | Aurora, Colo./Smoky Hill HS |
| 4 | Adrame Diongue | C | 7-0 | 190 | SO | Dakar, Senegal/Washington State |
| 5 | Tibet Görener | F | 6-9 | 205 | SR | Istanbul, Turkey/Orange Lutheran HS/Arizona |
| 6 | Latrell Davis | G | 6-2 | 195 | FR | Leeds, Great Britain/First Baptist Academy (Fla.) |
| 7 | Pasha Goodarzi | G | 6-3 | 190 | FR | Los Gatos, Calif./Valley Christian HS |
| 8 | Iggy Mitchell | G | 6-2 | 200 | FR | Sydney, Australia/ |
| 13 | Alvaro Cardenas | G | 6-1 | 182 | JR | Granada, Spain/Get Better Academy |
| 15 | Trey Anderson | F | 6-7 | 200 | SR | San Diego, Calif./University of South Carolina |
| 20 | Christian Wise | F | 6-6 | 205 | FR | San Francisco, Calif./Archbishop Riordan HS |
| 21 | William Humer | F | 6-10 | 228 | SO | Sollentuna, Sweden/McCook CC |
| 22 | Robert Vaihola | F | 6-8 | 260 | JR | San Mateo, Calif./Fresno State |
| 23 | Diogo Seixas | F | 6-8 | 235 | FR | Lisbon, Portugal/212 Sports Academy |
| 24 | Bennett Blackerby | G | 6-0 | 180 | FR | Austin, Texas/L. C. Anderson HS |
| 25 | Ryen Perry | G | 6-2 | 188 | SR | Placentia, Calif./Fullerton College |

Head Coach: Tim Miles (University of Mary, 1989), 3rd season

Assistant Coaches: Damany Hendrix (Lamar, 2003)

Jeff Strohm (Eastern Illinois, 1988)

Ed Gipson (Calumet College of St. Joseph, 2005)

Recruiting Coordinator: Austin Sleight (Nebraska, 2020)

Director of Basketball Operations: Tim Marrion (Washington State, 2006)

Athletic Trainer: Zack Sherwood

Roster Breakdown by State/Country (Nine Americans, Seven International)

California - 6, Arizona - 1, Colorado - 1, Texas - 1, Senegal - 1, Turkey - 1, Great Britain - 1, Australia - 1, Spain - 1, Sweden - 1, Portugal - 1

Roster Breakdown by Year

Freshmen - 7, Sophomore - 3, Junior - 3, Senior - 3

Pronunciation Guide

Alvaro Cardenas -AL-vuh-roh car-DEE-nes

Adrame Diongue - uh-DRAW-may JONG

Tibet Görener - GOR-eh-nur

William Humer - HUGH-mer

Diogo Seixas - say-SHUS

Robert Vaihola - VYE-oh-lah

Damany Hendrix - DAH-mah-nee

The Spartans on Social Media Men's Basketball

Facebook - /SJSUMBB

X - @SanJoseStateMBB

Instagram - @sanjosestatembb

Tik Tok - @sjsubasketball

Athletics Department

Facebook - /SJSUspartans


X - @SJSUAthletics

Instagram - @sjsuspartans

YouTube - /SJSUAthletics



**#0 MYRON (MJ)
AMEY JR.**
Guard • 6-2 • JR
Vacaville, Calif.



#1 GARRETT ANDERSON
Guard • 6-5 • SO
Phoenix, Ariz.



#2 RICKEY MITCHELL JR.
Guard • 6-4 • FR
Aurora, Colo.



#4 ADRAME DIONGUE
Center • 7-0 • SO
Dakar, Senegal



#5 TIBET GÖRENER
Forward • 6-9 • SR
Istanbul, Turkey



6 LATRELL DAVIS
Guard • 6-2 • FR
Leeds, Great Britain




**# 7 PASHA
GOODARZI**
Guard • 6-3 • FR
Los Gatos, Calif.




#8 IGGY MITCHELL
Guard • 6-2 • FR
Sydney, Australia



**#13 ALVARO
CARDENAS**
Guard • 6-1 • JR
Granada, Spain



#15 TREY ANDERSON
Forward • 6-7 • SR
San Diego, Calif.



#20 CHRISTIAN WISE
Guard • 6-6 • FR
San Francisco, Calif.



#21 WILLIAM HUMER
Forward • 6-10 • SO
Sollentuna, Sweden



#22 ROBERT VAIHOLA
Forward • 6-8 • JR
San Mateo, Calif.



**#23 DIOGO (DJ)
SEIXAS**
Forward • 6-8 • FR
Lisbon, Portugal



**#24 BENNETT
BLACKERBY**
Guard • 6-0 • FR
Austin, Texas



#25 RYEN PERRY
Guard • 6-2 • SR
Placentia, Calif.




Tim Miles
Head Coach



Damany Hendrix
Assistant Coach



Jeff Strohm
Assistant Coach



Ed Gipson
Assistant Coach



Tim Miles Head Coach

Tim Miles returns for his third season after a historic run for San José State University men's basketball program during the 2022-23 season. Miles was named the head coach of the Spartans program on April 6, 2021, and brought over 24 years of head coaching experience to the South Bay.

Last season, Miles and Spartans achieved feats that had not been seen in program history including having both the Mountain West Player of the Year in Omari Moore and the Coach of the Year in Miles. Coach was also a Jim Phelan National Coach of the Year Finalist in recognition of the team's 13-win improvement from the previous season

2022-23 Highlights

- 21-14 overall record – Most wins for the program since the 1980-81 season (22-9)
- 10-8 in Mountain West play – most MW wins in a season in school history and the best finish in the standings in fifth place
- MW Tournament win over Nevada – first at the conference tournament in school history
- First time the Spartans played in a quarterfinal and semifinal game

- First round win at the Discount Tire CBI over Southern Indiana was the first postseason win in school history in six tries
- 12 home wins was the most since the 2016-17 season
- Omari Moore – MW Player of the Year, the first San José State player to receive a conference Player of the Year award

The Spartans' success propelled them into postseason play in 2022-23 as the team was invited to play in the Discount Tire CBI. The team went 1-1 at the tournament played at the Ocean Center in Daytona Beach, Fla. At the tournament, two of Miles' former players were on coaching staffs of participating teams. Aaron Fearnle was the Associate Head Coach at Charlotte and now interim head coach at Charlotte, while Flynn Clayman was the Associate Head Coach at Southern Utah and is now the Associate Head Coach at High Point.

In his inaugural season Miles posted eight wins which was the most wins since the 2016-2017 season. The Spartans were third in the conference in 3-point shooting percentage under the guidance of Miles. Under the guidance of Miles, the Spartans had a program record 17 3-pointers against Portland State

Miles came to San José State after coaching at the University of Nebraska from 2012-19. During his time in Lincoln, Nebraska saw unprecedented success with some of their most successful seasons in program history. In 2014, just two seasons after being hired, Miles led the team to their first NCAA Tournament in 16 seasons. He was named the Jim Phelan Award winner for national coach of the year and was tabbed the Big Ten Coach of the Year.

That 2013-14 season made Nebraska the talk of college basketball after reaching the tournament despite being selected to finish last in the Big Ten standings in the preseason poll. The Cornhuskers overcame a 1-5 start in conference play by winning 10 out of their last 12 games to finish fourth in the standings with an 11-7 record. Among those wins was a 60-51 victory over No. 9 Michigan State, the program's first road win over a top-10 program since 1997, and a 77-68 defeat of Wisconsin.

The turnaround at Nebraska began immediately under Miles' wing with the Cornhuskers seeing a three-win improvement from 12 to 15 wins in the 2012-13 year. With just one returning starter, Miles and company defeated three NCAA Tournament teams and finished the year off with a victory over Purdue in the Big Ten Tournament. After the success of the Huskers' NCAA Tournament appearance in 2013-14, the following season saw more firsts for the Nebraska program as they achieved a national ranking for the first time since 1995.

In 2017-18, Miles led the Cornhuskers to one of their most successful seasons in program history. Nebraska won 22 games, their most since the 1990-91 campaign, with a school record 13 wins in conference play and earned a bid to the National Invitation Tournament (NIT) for their first postseason appearance in four seasons.

In Miles' final season at Nebraska, the Huskers won 19 games, earned another top-25 ranking in the Associated Press poll and advanced to their second-straight NIT appearance.

In his seven total seasons at the helm of Nebraska men's basketball, Miles guided nine players to All-Big Ten accolades including two-time all-conference pick Terran Petteway, who became the first Husker in program history to win the Big Ten scoring title in 2013-14 with an average of 18.1 points per game.

Miles demands excellence from his student-athletes in the classroom. He guided 17 Nebraska players to Academic All-Big Ten honors, including a conference-best five selections in 2015. In 2014-15, Shamian Shields was the first player in program history to earn first-team Academic All-American honors.

Prior to his extended stint at Nebraska, Miles made a name for himself at Colorado State where he took the Rams to new heights and laid the foundation for what is now one of the top teams in the Mountain West. In five seasons, he increased his win total in each season with his best year being the 2011-12 campaign that saw CSU defeat a school-record three ranked teams en route to their first 20-plus win season since 1997-98. The Rams finished with a 20-12 record, put three players on the all-conference team, and advanced to the NCAA Tournament for the first time in nine years. For his efforts, Miles was named the District VIII Coach of the Year by the U.S. Basketball Writers Association.

The 2011-12 Colorado State team averaged 70.1 points per game and was the Mountain West leader in field goal percentage (47.1), 3-point percentage (40.0) and free throw percentage (76.8). They also were one of just two programs nationwide to rank in the top 10 in both free throw and 3-point percentage. The Rams' 20-win campaign was just

the seventh in program history. Miles quickly turned the Colorado State program around from his first day on campus. His first two seasons saw the Rams battle through growing pains and injuries. Colorado State improved their win total in league play in Miles' second season and finished the year off with a key victory over Wyoming in the Mountain West Tournament.

Years three through five were some of the most successful for the Rams, culminating in CSU's NCAA Tournament bid in 2011-12. In 2009-10, Miles led the Rams to their first postseason appearance in seven years after posting 16 regular-season wins. Colorado State was selected to participate in the College Basketball Invitational (CBI), and Miles was named the Mountain West Coach of the Year by Colleg Insider.com.

The 2010-11 team finished in fourth place in the Mountain West after posting the program's first winning record since 2007. The Rams finished the year 19-13 and earned a berth to the NIT for their second-straight postseason appearance. Miles and company won nine conference games that year and received votes in the top-25 national poll at year's end for the first time since 2005-06.

Before going to CSU, Miles was the head coach of North Dakota State for six seasons, where he guided the program through their transition to Division I. The Bison reached at least 16 wins in each of Miles' final five seasons at the helm. In 2005-06 against 13th ranked Wisconsin. North Dakota State handed the Badgers a 62-55 loss, snapping Wisconsin's 27-game win streak against non-conference opponents. The loss was also just one of 10 non-conference home losses for the Badgers under hall of fame coach Bo Ryan. Miles was awarded the CBS Sportsline Division I Independent Coach of the Year and was a finalist for the Hugh Durham Mid-Major Coach of the Year Award.

Miles was also the catalyst for turning around Southwest Minnesota State University, who he guided for four seasons before joining North Dakota State. Miles posted a 78-39 four-year total, including a program-record 28-win season in 2001. The Mustangs won the 2001 Northern Sun Intercollegiate Conference Championship as well as the NCAA North Central Regional Championship before advancing to the Division II Elite Eight. Miles was named the NSIC and North Central Region Coach of the Year Awards.

Miles made his head coaching debut as the head man at Mayville (N.D.) State University. The program was just 4-44 in the previous two seasons before Miles took over, and he led them to a 35-22 record in three seasons. Miles was inducted into the Mayville State Hall of Fame in 2016.

Before reaching the head coaching ranks, Miles made his coaching debut as an assistant at Northern State. He spent six seasons on staff from 1989-90 to 1994-95, helping lead the program to five NAIA playoff appearances and five regional titles. As the team's recruiting coordinator, he brought in and molded five All-Americans and helped the Wolves advance to the NAIA National Championship in back-to-back seasons.

A native of Doland, S.D., Miles graduated from the University of Mary in Bismarck, N.D., in 1989. He then earned his master's degree in health and physical education from Northern State in 1990. In 2007, he was inducted into the University of Mary Hall of Fame.

Following his stint at Nebraska Miles took a brief two-year pause from coaching, turning in his whistle for a microphone. He began working with the Big Ten Network, Fox Sports and FS1 as an analyst in 2019 and also lent his talents to a podcast called "Inside the Mind of Miles" as part of the "Field of 68" college basketball media network.

Miles and his wife, Kari, have a daughter, Ava who attends San José State, and a son, Gabe, who is a student-athlete at North Dakota State. They have a yellow lab, appropriately named Sammy.

SEASON-BY-SEASON WITH TIM MILES

| Year | School | Record | Postseason |
|------------|--------------------|-----------------------|-----------------------------|
| 1995-96 | Mayville State | 17-11 (9-3) | NAIA-II First Round |
| 1996-97 | Mayville State | 18-11 (10-2) | NAIA-II First Round |
| 1997-98 | SW Minnesota State | 16-11 (7-5) | |
| 1998-99 | SW Minnesota State | 16-11 (7-5) | |
| 1999-2000 | SW Minnesota State | 18-10 (12-6) | |
| 2000-01 | SW Minnesota State | 28-7 (17-1) | NCAA DII Elite Eight |
| 2001-02 | North Dakota State | 11-15 (5-13) | |
| 2002-03 | North Dakota State | 20-11 (9-7) | |
| 2003-04 | North Dakota State | 16-13 (8-6) | |
| 2004-05 | North Dakota State | 16-12 | |
| 2005-06 | North Dakota State | 16-12 | |
| 2006-07 | North Dakota State | 20-8 | |
| 2007-08 | Colorado State | 7-25 (0-16) | |
| 2008-09 | Colorado State | 9-22 (4-12) | |
| 2009-10 | Colorado State | 16-16 (7-9) | CBI First Round |
| 2010-11 | Colorado State | 19-13 (9-7) | NIT First Round |
| 2011-12 | Colorado State | 20-12 (8-6) | NCAA First Round |
| 2012-13 | Nebraska | 15-18 (5-13) | |
| 2013-14 | Nebraska | 19-13 (11-7) | NCAA First Round |
| 2014-15 | Nebraska | 13-18 (5-13) | |
| 2015-16 | Nebraska | 16-18 (6-12) | |
| 2016-17 | Nebraska | 12-19 (6-12) | |
| 2017-18 | Nebraska | 22-11 (13-5) | NIT First Round |
| 2018-19 | Nebraska | 19-17 (6-14) | NIT Second Round |
| 2021-22 | San José State | 8-23 (1-17) | |
| 2022-23 | San José State | 21-14 (10-8) | CBI Quarterfinals |
| 2023-24 | San José State | 9-18 | ? |
| 27 seasons | | 437-389 (.530) | 3 NCAA (2 D1), 3 NIT |

2023-24 San Jose St. Men's Basketball Combined Team Statistics All games

Game Records

| Record | Overall | Home | Away | Neutral |
|----------------|---------|------|------|---------|
| ALL GAMES | 9-18 | 6-7 | 1-10 | 2-1 |
| CONFERENCE | 2-12 | 1-6 | 1-6 | 0-0 |
| NON-CONFERENCE | 7-6 | 5-1 | 0-4 | 2-1 |

Score by Periods

| Team | 1st | 2nd | OT | TOT |
|--------------|-----|------|----|------|
| San Jose St. | 923 | 982 | 14 | 1919 |
| Opponents | 962 | 1032 | 23 | 2017 |

Team Box Score

| No. | Player | Total | | | 3-Point | | | F-Throw | | Rebounds | | | | Other | | | | PTS | AVG | | | |
|------------------|----------------------|-----------|-------------|------|-----------------|-------------|----------------|-------------|----------------|-------------|------------|------------|------------|-------------|------------|----------|------------|------------|-----------|------------|-------------|-------------|
| | | GP-GS | MIN | AVG | FG-FGA | FG% | 3FG-3FGA | 3FG% | FT-FTA | FT% | OFF | DEF | TOT | AVG | PF | DQ | A | | | TO | BLK | STL |
| 0 | AMEY JR., Myron | 27-27 | 873:39 | 32.4 | 150-347 | .432 | 58-161 | .360 | 67-86 | .779 | 12 | 117 | 129 | 4.8 | 37 | 0 | 81 | 49 | 10 | 44 | 425 | 15.7 |
| 13 | CARDENAS, Alvaro | 26-26 | 925:47 | 35.6 | 127-286 | .444 | 34-94 | .362 | 47-59 | .797 | 15 | 73 | 88 | 3.4 | 50 | 0 | 142 | 53 | 4 | 25 | 335 | 12.9 |
| 5 | GORENER, Tibet | 27-27 | 901:08 | 33.4 | 116-286 | .406 | 59-164 | .360 | 42-58 | .724 | 33 | 78 | 111 | 4.1 | 40 | 0 | 20 | 32 | 9 | 13 | 333 | 12.3 |
| 15 | ANDERSON, Trey | 24-24 | 739:19 | 30.8 | 100-202 | .495 | 37-89 | .416 | 31-40 | .775 | 28 | 73 | 101 | 4.2 | 69 | 2 | 26 | 18 | 16 | 12 | 268 | 11.2 |
| 4 | DIONGUE, Adrame | 26-23 | 426:13 | 16.4 | 54-86 | .628 | 0-0 | .000 | 16-42 | .381 | 36 | 77 | 113 | 4.3 | 78 | 6 | 20 | 44 | 38 | 12 | 124 | 4.8 |
| 6 | DAVIS, Latrell | 26-3 | 294:21 | 11.3 | 39-77 | .506 | 9-27 | .333 | 29-46 | .630 | 9 | 34 | 43 | 1.7 | 25 | 0 | 14 | 13 | 1 | 4 | 116 | 4.5 |
| 23 | SEIXAS, Diogo | 23-2 | 273:17 | 11.9 | 32-64 | .500 | 8-24 | .333 | 12-17 | .706 | 5 | 21 | 26 | 1.1 | 49 | 0 | 14 | 18 | 2 | 8 | 84 | 3.7 |
| 21 | HUMER, William | 23-2 | 270:19 | 11.8 | 30-64 | .469 | 6-27 | .222 | 10-12 | .833 | 18 | 31 | 49 | 2.1 | 46 | 1 | 14 | 18 | 4 | 7 | 76 | 3.3 |
| 1 | ANDERSON, Garrett | 21-0 | 275:21 | 13.1 | 25-71 | .352 | 5-29 | .172 | 4-10 | .400 | 4 | 24 | 28 | 1.3 | 18 | 0 | 8 | 11 | 3 | 8 | 59 | 2.8 |
| 2 | MITCHELL JR., Rickey | 20-1 | 206:25 | 10.3 | 21-49 | .429 | 11-35 | .314 | 2-2 | 1.000 | 7 | 9 | 16 | 0.8 | 20 | 0 | 14 | 6 | 1 | 5 | 55 | 2.8 |
| 7 | GOODARZI, Pasha | 3-0 | 19:38 | 6.5 | 2-5 | .400 | 2-5 | .400 | 0-0 | .000 | 0 | 2 | 2 | 0.7 | 2 | 0 | 2 | 1 | 0 | 0 | 6 | 2.0 |
| 20 | WISE, Christian | 11-0 | 121:43 | 11.1 | 10-21 | .476 | 0-0 | .000 | 2-6 | .333 | 17 | 29 | 46 | 4.2 | 13 | 0 | 3 | 5 | 6 | 2 | 22 | 2.0 |
| 25 | PERRY, Ryen | 8-0 | 109:05 | 13.6 | 4-10 | .400 | 2-4 | .500 | 0-1 | .000 | 0 | 17 | 17 | 2.1 | 5 | 0 | 6 | 4 | 2 | 4 | 10 | 1.3 |
| 24 | BLACKERBY, Bennett | 5-0 | 13:45 | 2.8 | 2-2 | 1.000 | 2-2 | 1.000 | 0-0 | .000 | 0 | 0 | 0 | 0.0 | 1 | 0 | 0 | 1 | 0 | 0 | 6 | 1.2 |
| Team | | | | | | | | | | | 35 | 42 | 77 | | | | 12 | | | | | |
| Total | | 27 | 5450 | | 712-1570 | .454 | 233-661 | .352 | 262-379 | .691 | 219 | 627 | 846 | 31.3 | 453 | 9 | 364 | 285 | 96 | 144 | 1919 | 71.1 |
| Opponents | | 27 | 5454 | | 718-1524 | .471 | 202-530 | .381 | 379-542 | .699 | 252 | 700 | 952 | 35.3 | 400 | 6 | 371 | 289 | 70 | 131 | 2017 | 74.7 |

Team Statistics

| | SJSU | OPP |
|------------------------|-----------------|-----------------|
| Scoring | 1919 | 2017 |
| Points per game | 71.1 | 74.7 |
| Scoring margin | -3.6 | - |
| Field goals-att | 712-1570 | 718-1524 |
| Field goal pct | .454 | .471 |
| 3 point fg-att | 233-661 | 202-530 |
| 3-point FG pct | .352 | .381 |
| 3-pt FG made per game | 8.6 | 7.5 |
| Free throws-att | 262-379 | 379-542 |
| Free throw pct | .691 | .699 |
| F-Throws made per game | 9.7 | 14.0 |
| Rebounds | 846 | 952 |
| Rebounds per game | 31.3 | 35.3 |
| Rebounding margin | -3.9 | - |
| Assists | 364 | 371 |
| Assists per game | 13.5 | 13.7 |
| Turnovers | 285 | 289 |
| Turnovers per game | 10.6 | 10.7 |
| Turnover margin | +0.1 | - |
| Assist/turnover ratio | 1.3 | 1.3 |
| Steals | 144 | 131 |
| Steals per game | 5.3 | 4.9 |
| Blocks | 96 | 70 |
| Blocks per game | 3.6 | 2.6 |
| Winning streak | 0 | - |
| Home win streak | 0 | - |
| Attendance | 29793 | 58526 |
| Home games-Avg/Game | 13-2292 | 11-5321 |
| Neutral site-Avg/Game | - | 3-641 |

Team Results

| Date | Opponent | | Score | Att. |
|------------|----------------------|-----|--------|-------|
| 11/07/2023 | UC Irvine | W | 72-64 | 1821 |
| 11/09/2023 | Bethesda (CA) | W | 117-72 | 1484 |
| 11/12/2023 | at Texas Tech | L | 42-56 | 10443 |
| 11/17/2023 | vs Abilene Christian | L | 71-77 | 524 |
| 11/18/2023 | vs Norfolk St. | W | 77-53 | 1024 |
| 11/20/2023 | vs Hampton | W | 71-52 | 376 |
| 11/27/2023 | North Dakota St. | W | 78-65 | 1322 |
| 11/29/2023 | at Cal Poly | Lot | 77-81 | 1352 |
| 12/02/2023 | at Montana | L | 58-75 | 2524 |
| 12/04/2023 | at North Dakota St. | Lot | 78-83 | 1946 |
| 12/09/2023 | New Orleans | W | 87-82 | 1747 |
| 12/17/2023 | Montana | L | 75-86 | 1701 |
| 12/20/2023 | Santa Clara | W | 81-78 | 2135 |
| 01/02/2024 | at Wyoming | L | 73-75 | 3368 |
| 01/05/2024 | Boise St. | L | 69-78 | 2287 |
| 01/09/2024 | San Diego St. | L | 78-81 | 4299 |
| 01/13/2024 | at Air Force | W | 70-67 | 1804 |
| 01/16/2024 | at Fresno St. | L | 82-85 | 3146 |
| 01/24/2024 | New Mexico | L | 75-95 | 3118 |
| 01/27/2024 | UNLV | L | 65-77 | 2982 |
| 01/30/2024 | at Utah St. | L | 61-82 | 8599 |
| 02/02/2024 | at Nevada | L | 60-90 | 8512 |
| 02/06/2024 | Fresno St. | L | 57-69 | 3284 |
| 02/09/2024 | at Colorado St. | L | 47-66 | 7783 |
| 02/13/2024 | Air Force | W | 73-66 | 1722 |
| 02/17/2024 | Wyoming | L | 75-80 | 1891 |
| 02/20/2024 | at Boise St. | L | 50-82 | 9049 |

2023-24 San Jose St. Men's Basketball
 Combined Team Statistics
 In Conference games

Game Records

| Record | Overall | Home | Away | Neutral |
|----------------|---------|------|------|---------|
| ALL GAMES | 2-12 | 1-6 | 1-6 | 0-0 |
| CONFERENCE | 2-12 | 1-6 | 1-6 | 0-0 |
| NON-CONFERENCE | 0-0 | 0-0 | 0-0 | 0-0 |

Score by Periods

| Team | 1st | 2nd | OT | TOT |
|--------------|-----|-----|----|------|
| San Jose St. | 467 | 468 | 0 | 935 |
| Opponents | 530 | 563 | 0 | 1093 |

Team Box Score

| No. | Player | | | | Total | | 3-Point | | F-Throw | | Rebounds | | | | | | | | | | | |
|-----------|----------------------|-------|--------|------|---------|------|----------|------|---------|-------|----------|-----|-----|------|-----|----|-----|-----|-----|-----|------|------|
| | | GP-GS | MIN | AVG | FG-FGA | FG% | 3FG-3FGA | 3FG% | FT-FTA | FT% | OFF | DEF | TOT | AVG | PF | DQ | A | TO | BLK | STL | PTS | AVG |
| 0 | AMEY JR., Myron | 14-14 | 473:44 | 33.8 | 81-188 | .431 | 34-89 | .382 | 40-48 | .833 | 4 | 67 | 71 | 5.1 | 19 | 0 | 40 | 35 | 5 | 21 | 236 | 16.9 |
| 13 | CARDENAS, Alvaro | 13-13 | 468:39 | 36.1 | 61-137 | .445 | 18-48 | .375 | 21-25 | .840 | 9 | 37 | 46 | 3.5 | 21 | 0 | 68 | 27 | 2 | 13 | 161 | 12.4 |
| 5 | GORENER, Tibet | 14-14 | 453:15 | 32.4 | 58-142 | .408 | 30-82 | .366 | 17-24 | .708 | 15 | 30 | 45 | 3.2 | 25 | 0 | 11 | 15 | 2 | 3 | 163 | 11.6 |
| 15 | ANDERSON, Trey | 14-14 | 421:50 | 30.1 | 51-114 | .447 | 17-45 | .378 | 21-25 | .840 | 12 | 35 | 47 | 3.4 | 40 | 1 | 14 | 15 | 6 | 8 | 140 | 10.0 |
| 4 | DIONGUE, Adrame | 14-12 | 213:13 | 15.2 | 26-47 | .553 | 0-0 | .000 | 5-14 | .357 | 21 | 32 | 53 | 3.8 | 35 | 1 | 10 | 15 | 22 | 7 | 57 | 4.1 |
| 6 | DAVIS, Latrell | 13-0 | 124:13 | 9.6 | 18-33 | .545 | 5-12 | .417 | 6-13 | .462 | 1 | 13 | 14 | 1.1 | 14 | 0 | 4 | 5 | 1 | 0 | 47 | 3.6 |
| 23 | SEIXAS, Diogo | 14-2 | 166:22 | 11.9 | 18-37 | .486 | 5-14 | .357 | 3-6 | .500 | 3 | 10 | 13 | 0.9 | 32 | 0 | 9 | 8 | 0 | 4 | 44 | 3.1 |
| 2 | MITCHELL JR., Rickey | 11-1 | 111:57 | 10.2 | 10-26 | .385 | 5-17 | .294 | 2-2 | 1.000 | 4 | 5 | 9 | 0.8 | 10 | 0 | 6 | 2 | 1 | 0 | 27 | 2.5 |
| 1 | ANDERSON, Garrett | 14-0 | 174:41 | 12.5 | 14-44 | .318 | 3-20 | .150 | 2-4 | .500 | 1 | 14 | 15 | 1.1 | 13 | 0 | 5 | 7 | 2 | 3 | 33 | 2.4 |
| 20 | WISE, Christian | 8-0 | 110:12 | 13.8 | 7-17 | .412 | 0-0 | .000 | 2-6 | .333 | 16 | 24 | 40 | 5.0 | 13 | 0 | 3 | 4 | 5 | 2 | 16 | 2.0 |
| 21 | HUMER, William | 10-0 | 77:17 | 7.7 | 5-15 | .333 | 1-7 | .143 | 0-0 | .000 | 5 | 10 | 15 | 1.5 | 14 | 0 | 5 | 5 | 1 | 3 | 11 | 1.1 |
| 24 | BLACKERBY, Bennett | 2-0 | 04:39 | 2.3 | 0-0 | .000 | 0-0 | .000 | 0-0 | .000 | 0 | 0 | 0 | 0.0 | 0 | 0 | 0 | 1 | 0 | 0 | 0 | 0.0 |
| Team | | | | | | | | | | | 19 | 22 | 41 | | | | 7 | | | | | |
| Total | | 14 | 2800 | | 349-800 | .436 | 118-334 | .353 | 119-167 | .713 | 110 | 299 | 409 | 29.2 | 236 | 2 | 175 | 146 | 47 | 64 | 935 | 66.8 |
| Opponents | | 14 | 2800 | | 386-765 | .505 | 115-274 | .420 | 206-292 | .705 | 123 | 366 | 489 | 34.9 | 183 | 1 | 214 | 131 | 37 | 72 | 1093 | 78.1 |

Team Statistics

| | SJSU | OPP |
|------------------------|----------------|----------------|
| Scoring | 935 | 1093 |
| Points per game | 66.8 | 78.1 |
| Scoring margin | -11.3 | - |
| Field goals-att | 349-800 | 386-765 |
| Field goal pct | .436 | .505 |
| 3 point fg-att | 118-334 | 115-274 |
| 3-point FG pct | .353 | .420 |
| 3-pt FG made per game | 8.4 | 8.2 |
| Free throws-att | 119-167 | 206-292 |
| Free throw pct | .713 | .705 |
| F-Throws made per game | 8.5 | 14.7 |
| Rebounds | 409 | 489 |
| Rebounds per game | 29.2 | 34.9 |
| Rebounding margin | -5.7 | - |
| Assists | 175 | 214 |
| Assists per game | 12.5 | 15.3 |
| Turnovers | 146 | 131 |
| Turnovers per game | 10.4 | 9.4 |
| Turnover margin | -1.1 | - |
| Assist/turnover ratio | 1.2 | 1.6 |
| Steals | 64 | 72 |
| Steals per game | 4.6 | 5.1 |
| Blocks | 47 | 37 |
| Blocks per game | 3.4 | 2.6 |
| Winning streak | 0 | - |
| Home win streak | 0 | - |
| Attendance | 19583 | 42261 |
| Home games-Avg/Game | 7-2798 | 7-6037 |
| Neutral site-Avg/Game | - | 0-0 |

Team Results

| Date | Opponent | | Score | Att. |
|------------|-----------------|---|-------|------|
| 01/02/2024 | at Wyoming | L | 73-75 | 3368 |
| 01/05/2024 | Boise St. | L | 69-78 | 2287 |
| 01/09/2024 | San Diego St. | L | 78-81 | 4299 |
| 01/13/2024 | at Air Force | W | 70-67 | 1804 |
| 01/16/2024 | at Fresno St. | L | 82-85 | 3146 |
| 01/24/2024 | New Mexico | L | 75-95 | 3118 |
| 01/27/2024 | UNLV | L | 65-77 | 2982 |
| 01/30/2024 | at Utah St. | L | 61-82 | 8599 |
| 02/02/2024 | at Nevada | L | 60-90 | 8512 |
| 02/06/2024 | Fresno St. | L | 57-69 | 3284 |
| 02/09/2024 | at Colorado St. | L | 47-66 | 7783 |
| 02/13/2024 | Air Force | W | 73-66 | 1722 |
| 02/17/2024 | Wyoming | L | 75-80 | 1891 |
| 02/20/2024 | at Boise St. | L | 50-82 | 9049 |

**2023-24 San Jose St. Men's Basketball
Season Schedule/Results & Leaders
All games**

Game Records

| Record | Overall | Home | Away | Neutral |
|----------------|---------|------|------|---------|
| ALL GAMES | 9-18 | 6-7 | 1-10 | 2-1 |
| CONFERENCE | 2-12 | 1-6 | 1-6 | 0-0 |
| NON-CONFERENCE | 7-6 | 5-1 | 0-4 | 2-1 |

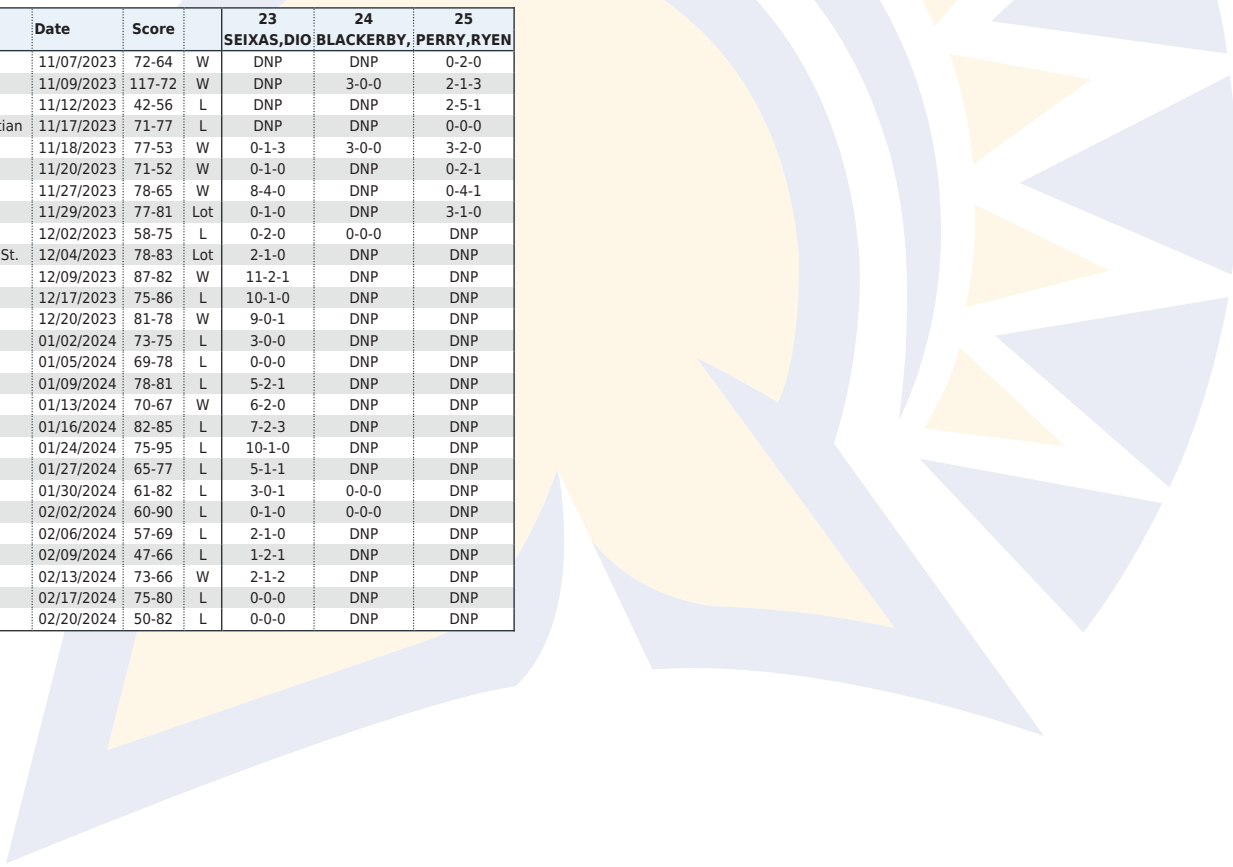
Team Results

| Date | Opponent | | Score | Att. | High Points | High Rebounds |
|------------|----------------------|-----|--------|-------|-----------------------|--|
| 11/07/2023 | UC Irvine | W | 72-64 | 1821 | (19) ANDERSON, Trey | (5) GORENER, Tibet (5) AMEY JR., Myron |
| 11/09/2023 | Bethesda (CA) | W | 117-72 | 1484 | (26) GORENER, Tibet | (11) DIONGUE, Adrame |
| 11/12/2023 | at Texas Tech | L | 42-56 | 10443 | (14) CARDENAS, Alvaro | (6) DIONGUE, Adrame |
| 11/17/2023 | vs Abilene Christian | L | 71-77 | 524 | (21) AMEY JR., Myron | (9) DIONGUE, Adrame |
| 11/18/2023 | vs Norfolk St. | W | 77-53 | 1024 | (16) ANDERSON, Trey | (10) ANDERSON, Trey |
| 11/20/2023 | vs Hampton | W | 71-52 | 376 | (23) CARDENAS, Alvaro | (9) DIONGUE, Adrame |
| 11/27/2023 | North Dakota St. | W | 78-65 | 1322 | (21) ANDERSON, Trey | (10) AMEY JR., Myron |
| 11/29/2023 | at Cal Poly | Lot | 77-81 | 1352 | (22) AMEY JR., Myron | (9) GORENER, Tibet |
| 12/02/2023 | at Montana | L | 58-75 | 2524 | (11) HUMER, William | (7) GORENER, Tibet |
| 12/04/2023 | at North Dakota St. | Lot | 78-83 | 1946 | (22) CARDENAS, Alvaro | (10) CARDENAS, Alvaro |
| 12/09/2023 | New Orleans | W | 87-82 | 1747 | (29) AMEY JR., Myron | (7) AMEY JR., Myron |
| 12/17/2023 | Montana | L | 75-86 | 1701 | (15) AMEY JR., Myron | (6) DAVIS, Latrell (6) HUMER, William |
| 12/20/2023 | Santa Clara | W | 81-78 | 2135 | (17) AMEY JR., Myron | (9) AMEY JR., Myron |
| 01/02/2024 | at Wyoming | L | 73-75 | 3368 | (21) CARDENAS, Alvaro | (9) CARDENAS, Alvaro |
| 01/05/2024 | Boise St. | L | 69-78 | 2287 | (30) AMEY JR., Myron | (6) AMEY JR., Myron |
| 01/09/2024 | San Diego St. | L | 78-81 | 4299 | (21) CARDENAS, Alvaro | (6) ANDERSON, Trey |
| 01/13/2024 | at Air Force | W | 70-67 | 1804 | (16) AMEY JR., Myron | (9) AMEY JR., Myron |
| 01/16/2024 | at Fresno St. | L | 82-85 | 3146 | (32) GORENER, Tibet | (9) DIONGUE, Adrame |
| 01/24/2024 | New Mexico | L | 75-95 | 3118 | (24) AMEY JR., Myron | (9) AMEY JR., Myron |
| 01/27/2024 | UNLV | L | 65-77 | 2982 | (18) AMEY JR., Myron | (5) AMEY JR., Myron |
| 01/30/2024 | at Utah St. | L | 61-82 | 8599 | (14) AMEY JR., Myron | (7) AMEY JR., Myron (7) WISE, Christian |
| 02/02/2024 | at Nevada | L | 60-90 | 8512 | (14) CARDENAS, Alvaro | (6) DIONGUE, Adrame (6) WISE, Christian |
| 02/06/2024 | Fresno St. | L | 57-69 | 3284 | (12) CARDENAS, Alvaro | (8) WISE, Christian |
| 02/09/2024 | at Colorado St. | L | 47-66 | 7783 | (14) CARDENAS, Alvaro | (7) ANDERSON, Trey |
| 02/13/2024 | Air Force | W | 73-66 | 1722 | (25) AMEY JR., Myron | (4) AMEY JR., Myron |
| 02/17/2024 | Wyoming | L | 75-80 | 1891 | (20) DAVIS, Latrell | (7) DIONGUE, Adrame |
| 02/20/2024 | at Boise St. | L | 50-82 | 9049 | (21) AMEY JR., Myron | (7) WISE, Christian |

2023-24 San Jose St. Men's Basketball
Points-rebounds-assists
All games

| Opponent | Date | Score | 0 AMEY JR.,M | 1 ANDERSON,G | 2 MITCHELL J | 4 DIONGUE,AD | 5 GORENER,TI | 6 DAVIS,LATR | 7 GOODARZI,P | 13 CARDENAS,A | 15 ANDERSON,T | 20 WISE,CHRIS | 21 HUMER,WILL |
|----------------------|------------|-----------|--------------------|-----------------|-----------------|-----------------|-----------------|-----------------|-----------------|------------------|------------------|------------------|------------------|
| UC Irvine | 11/07/2023 | 72-64 W | 12-5-1 | DNP | 0-0-0 | 6-4-1 | 17-5-0 | 0-3-1 | DNP | 11-2-7 | 19-4-2 | DNP | 7-4-1 |
| Bethesda (CA) | 11/09/2023 | 117-72 W | 12-5-4 | DNP | 7-2-1 | 4-11-2 | 26-9-0 | 16-3-3 | 3-2-2 | 14-2-8 | 13-7-1 | 6-2-0 | 11-2-4 |
| at Texas Tech | 11/12/2023 | 42-56 L | 5-2-0 | DNP | 0-0-0 | 7-6-1 | 0-3-0 | 3-1-0 | DNP | 14-2-4 | 9-5-0 | DNP | 2-3-0 |
| vs Abilene Christian | 11/17/2023 | 71-77 L | 21-1-5 | DNP | DNP | 5-9-2 | 15-7-1 | 3-2-0 | DNP | 12-2-5 | 11-6-0 | DNP | 4-8-0 |
| vs Norfolk St. | 11/18/2023 | 77-53 W | 15-1-5 | DNP | 3-0-1 | 6-6-0 | 14-7-2 | 7-2-0 | 3-0-0 | 7-3-5 | 16-10-1 | 0-2-0 | 0-1-0 |
| vs Hampton | 11/20/2023 | 71-52 W | 12-5-4 | DNP | DNP | 9-9-0 | 15-1-0 | 0-0-0 | DNP | 23-4-1 | 12-4-4 | DNP | 0-0-0 |
| North Dakota St. | 11/27/2023 | 78-65 W | 14-10-4 | 4-0-0 | 0-0-0 | 0-0-0 | 15-4-0 | 0-0-0 | DNP | 10-3-7 | 21-7-2 | DNP | 6-2-0 |
| at Cal Poly | 11/29/2023 | 77-81 Lot | 22-6-2 | 0-1-1 | DNP | 2-5-1 | 17-9-1 | 0-0-0 | DNP | 11-4-4 | 13-2-2 | DNP | 9-3-0 |
| at Montana | 12/02/2023 | 58-75 L | 0-1-2 | 6-2-0 | 8-1-1 | 5-2-0 | 5-7-0 | 9-1-0 | 0-0-0 | 9-2-5 | 5-5-0 | 0-2-0 | 11-0-1 |
| at North Dakota St. | 12/04/2023 | 78-83 Lot | 15-6-4 | 0-1-0 | 8-2-1 | 9-3-0 | 13-3-1 | 0-0-0 | DNP | 22-10-4 | 9-4-0 | DNP | 0-1-0 |
| New Orleans | 12/09/2023 | 87-82 W | 29-7-1 | 8-2-1 | 2-2-1 | 4-3-3 | 8-6-1 | 7-4-1 | DNP | 16-3-10 | DNP | DNP | 2-3-2 |
| Montana | 12/17/2023 | 75-86 L | 15-0-4 | 3-4-0 | 0-0-3 | DNP | 13-1-2 | 12-6-2 | DNP | 11-5-4 | DNP | DNP | 11-6-1 |
| Santa Clara | 12/20/2023 | 81-78 W | 17-9-5 | 5-3-1 | DNP | 10-2-0 | 12-4-1 | 12-7-3 | DNP | 14-0-10 | DNP | DNP | 2-1-0 |
| at Wyoming | 01/02/2024 | 73-75 L | 6-4-2 | 6-3-0 | 2-3-1 | 2-1-0 | 16-6-0 | 0-1-1 | DNP | 21-9-4 | 10-5-0 | DNP | 7-3-1 |
| Boise St. | 01/05/2024 | 69-78 L | 30-6-4 | 0-0-0 | DNP | 10-4-1 | 3-3-0 | 2-0-0 | DNP | 9-4-7 | 13-4-0 | DNP | 2-0-2 |
| San Diego St. | 01/09/2024 | 78-81 L | 20-3-2 | 4-0-0 | DNP | 2-4-0 | 15-2-0 | 0-1-1 | DNP | 21-4-6 | 11-6-3 | DNP | 0-1-0 |
| at Air Force | 01/13/2024 | 70-67 W | 16-9-2 | 6-1-0 | 3-0-0 | 4-3-0 | 15-5-1 | 4-1-0 | DNP | 11-4-9 | 5-2-0 | DNP | 0-1-0 |
| at Fresno St. | 01/16/2024 | 82-85 L | 13-4-4 | 0-0-0 | 0-0-0 | 2-9-1 | 32-5-1 | 0-3-0 | DNP | 7-3-6 | 21-6-0 | DNP | 0-2-0 |
| New Mexico | 01/24/2024 | 75-95 L | 24-9-4 | 0-3-0 | 0-0-0 | 9-4-1 | 12-3-2 | 3-0-0 | DNP | 5-1-10 | 8-4-2 | 2-2-0 | 2-3-0 |
| UNLV | 01/27/2024 | 65-77 L | 18-5-3 | 0-1-0 | DNP | 4-4-2 | 13-2-0 | 0-1-0 | DNP | 14-1-6 | 11-2-1 | DNP | 0-0-1 |
| at Utah St. | 01/30/2024 | 61-82 L | 14-7-2 | 0-0-0 | 3-0-1 | 6-2-0 | 9-1-0 | 5-1-1 | DNP | 11-1-5 | 7-4-0 | 3-7-1 | DNP |
| at Nevada | 02/02/2024 | 60-90 L | 10-5-4 | 0-1-0 | 4-2-0 | 2-6-1 | 5-3-0 | 10-1-1 | DNP | 14-3-3 | 11-0-2 | 4-6-0 | 0-1-1 |
| Fresno St. | 02/06/2024 | 57-69 L | 7-6-4 | 8-2-0 | 3-0-0 | 4-4-2 | 6-7-3 | DNP | DNP | 12-5-2 | 11-2-0 | 4-8-1 | DNP |
| at Colorado St. | 02/09/2024 | 47-66 L | 13-2-0 | 0-0-0 | 0-1-0 | 2-4-1 | 9-5-0 | 0-2-0 | DNP | 14-4-5 | 8-7-2 | 0-4-0 | 0-2-0 |
| Air Force | 02/13/2024 | 73-66 W | 25-4-1 | 6-3-4 | 0-0-1 | 3-1-0 | 7-0-2 | 0-0-0 | DNP | 22-3-2 | 6-3-1 | 2-2-1 | DNP |
| Wyoming | 02/17/2024 | 75-80 L | 19-3-6 | 3-0-1 | 7-1-2 | 7-7-1 | 9-2-1 | 20-2-0 | DNP | DNP | 9-1-1 | 1-4-0 | DNP |
| at Boise St. | 02/20/2024 | 50-82 L | 21-4-2 | 0-1-0 | 5-2-1 | 0-0-0 | 12-1-1 | 3-1-0 | DNP | 0-4-3 | 9-1-2 | 0-7-0 | 0-2-0 |

| Opponent | Date | Score | 23 SEIXAS,DIO | 24 BLACKERBY, | 25 PERRY,RYEN |
|----------------------|------------|-----------|------------------|------------------|------------------|
| UC Irvine | 11/07/2023 | 72-64 W | DNP | DNP | 0-2-0 |
| Bethesda (CA) | 11/09/2023 | 117-72 W | DNP | 3-0-0 | 2-1-3 |
| at Texas Tech | 11/12/2023 | 42-56 L | DNP | DNP | 2-5-1 |
| vs Abilene Christian | 11/17/2023 | 71-77 L | DNP | DNP | 0-0-0 |
| vs Norfolk St. | 11/18/2023 | 77-53 W | 0-1-3 | 3-0-0 | 3-2-0 |
| vs Hampton | 11/20/2023 | 71-52 W | 0-1-0 | DNP | 0-2-1 |
| North Dakota St. | 11/27/2023 | 78-65 W | 8-4-0 | DNP | 0-4-1 |
| at Cal Poly | 11/29/2023 | 77-81 Lot | 0-1-0 | DNP | 3-1-0 |
| at Montana | 12/02/2023 | 58-75 L | 0-2-0 | 0-0-0 | DNP |
| at North Dakota St. | 12/04/2023 | 78-83 Lot | 2-1-0 | DNP | DNP |
| New Orleans | 12/09/2023 | 87-82 W | 11-2-1 | DNP | DNP |
| Montana | 12/17/2023 | 75-86 L | 10-1-0 | DNP | DNP |
| Santa Clara | 12/20/2023 | 81-78 W | 9-0-1 | DNP | DNP |
| at Wyoming | 01/02/2024 | 73-75 L | 3-0-0 | DNP | DNP |
| Boise St. | 01/05/2024 | 69-78 L | 0-0-0 | DNP | DNP |
| San Diego St. | 01/09/2024 | 78-81 L | 5-2-1 | DNP | DNP |
| at Air Force | 01/13/2024 | 70-67 W | 6-2-0 | DNP | DNP |
| at Fresno St. | 01/16/2024 | 82-85 L | 7-2-3 | DNP | DNP |
| New Mexico | 01/24/2024 | 75-95 L | 10-1-0 | DNP | DNP |
| UNLV | 01/27/2024 | 65-77 L | 5-1-1 | DNP | DNP |
| at Utah St. | 01/30/2024 | 61-82 L | 3-0-1 | 0-0-0 | DNP |
| at Nevada | 02/02/2024 | 60-90 L | 0-1-0 | 0-0-0 | DNP |
| Fresno St. | 02/06/2024 | 57-69 L | 2-1-0 | DNP | DNP |
| at Colorado St. | 02/09/2024 | 47-66 L | 1-2-1 | DNP | DNP |
| Air Force | 02/13/2024 | 73-66 W | 2-1-2 | DNP | DNP |
| Wyoming | 02/17/2024 | 75-80 L | 0-0-0 | DNP | DNP |
| at Boise St. | 02/20/2024 | 50-82 L | 0-0-0 | DNP | DNP |



**2023-24 San Jose St. Men's Basketball
Team Game-by-Game
All games**

| Opponent | Date | Score | | Total | | 3-Pointers | | Free throws | | Rebounds | | | | PF | A | TO | BLK | STL | PTS | AVG |
|----------------------|------------|-------------|-----|-----------------|-------------|----------------|-------------|----------------|-------------|------------|------------|------------|-------------|------------|------------|------------|-----------|------------|-------------|-------------|
| | | | | FG-FGA | PCT | 3FG-3FGA | PCT | FT-FTA | PCT | OFF | DEF | TOT | AVG | | | | | | | |
| UC Irvine | 11/07/2023 | 72-64 | W | 23-50 | .460 | 7-21 | .333 | 19-23 | .826 | 5 | 25 | 30 | 30.0 | 19 | 13 | 15 | 3 | 7 | 72 | 72.0 |
| Bethesda (CA) | 11/09/2023 | 117-72 | W | 44-75 | .587 | 11-30 | .367 | 18-24 | .750 | 15 | 33 | 48 | 39.0 | 14 | 28 | 14 | 5 | 9 | 117 | 94.5 |
| at Texas Tech | 11/12/2023 | 42-56 | L | 18-53 | .340 | 4-25 | .160 | 2-6 | .333 | 9 | 19 | 28 | 35.3 | 16 | 6 | 16 | 7 | 2 | 42 | 77.0 |
| vs Abilene Christian | 11/17/2023 | 71-77 | L | 28-61 | .459 | 8-25 | .320 | 7-12 | .583 | 12 | 26 | 38 | 36.0 | 18 | 13 | 7 | 3 | 4 | 71 | 75.5 |
| vs Norfolk St. | 11/18/2023 | 77-53 | W | 25-49 | .510 | 16-32 | .500 | 11-15 | .733 | 5 | 32 | 37 | 36.2 | 18 | 17 | 16 | 5 | 3 | 77 | 75.8 |
| vs Hampton | 11/20/2023 | 71-52 | W | 28-59 | .475 | 10-27 | .370 | 5-12 | .417 | 11 | 18 | 29 | 35.0 | 13 | 10 | 10 | 4 | 10 | 71 | 75.0 |
| North Dakota St. | 11/27/2023 | 78-65 | W | 26-55 | .473 | 11-24 | .458 | 15-20 | .750 | 6 | 30 | 36 | 35.1 | 16 | 14 | 8 | 6 | 5 | 78 | 75.4 |
| at Cal Poly | 11/29/2023 | 77-81 | Lot | 28-65 | .431 | 9-25 | .360 | 12-18 | .667 | 15 | 23 | 38 | 35.5 | 22 | 11 | 10 | 3 | 6 | 77 | 75.6 |
| at Montana | 12/02/2023 | 58-75 | L | 22-50 | .440 | 5-17 | .294 | 9-14 | .643 | 4 | 25 | 29 | 34.8 | 10 | 9 | 16 | 3 | 5 | 58 | 73.7 |
| at North Dakota St. | 12/04/2023 | 78-83 | Lot | 31-69 | .449 | 5-23 | .217 | 11-15 | .733 | 8 | 28 | 36 | 34.9 | 26 | 10 | 7 | 5 | 5 | 78 | 74.1 |
| New Orleans | 12/09/2023 | 87-82 | W | 33-63 | .524 | 9-26 | .346 | 12-25 | .480 | 8 | 27 | 35 | 34.9 | 12 | 21 | 8 | 2 | 9 | 87 | 75.3 |
| Montana | 12/17/2023 | 75-86 | L | 29-65 | .446 | 11-26 | .423 | 6-9 | .667 | 5 | 19 | 24 | 34.0 | 20 | 16 | 5 | 1 | 7 | 75 | 75.3 |
| Santa Clara | 12/20/2023 | 81-78 | W | 28-56 | .500 | 9-26 | .346 | 16-19 | .842 | 6 | 23 | 29 | 33.6 | 13 | 21 | 7 | 2 | 8 | 81 | 75.7 |
| at Wyoming | 01/02/2024 | 73-75 | L | 26-59 | .441 | 12-31 | .387 | 9-12 | .750 | 10 | 27 | 37 | 33.9 | 17 | 9 | 11 | 7 | 2 | 73 | 75.5 |
| Boise St. | 01/05/2024 | 69-78 | L | 25-59 | .424 | 7-27 | .259 | 12-19 | .632 | 6 | 17 | 23 | 33.1 | 14 | 14 | 7 | 5 | 8 | 69 | 75.1 |
| San Diego St. | 01/09/2024 | 78-81 | L | 23-54 | .426 | 9-27 | .333 | 23-25 | .920 | 8 | 20 | 28 | 32.8 | 23 | 13 | 10 | 0 | 3 | 78 | 75.3 |
| at Air Force | 01/13/2024 | 70-67 | W | 27-56 | .482 | 9-23 | .391 | 7-8 | .875 | 9 | 22 | 31 | 32.7 | 16 | 12 | 7 | 4 | 3 | 70 | 74.9 |
| at Fresno St. | 01/16/2024 | 82-85 | L | 31-66 | .470 | 17-29 | .586 | 3-7 | .429 | 14 | 22 | 36 | 32.9 | 14 | 15 | 9 | 4 | 4 | 82 | 75.3 |
| New Mexico | 01/24/2024 | 75-95 | L | 30-63 | .476 | 10-27 | .370 | 5-5 | 1.000 | 12 | 22 | 34 | 32.9 | 14 | 19 | 18 | 9 | 3 | 75 | 75.3 |
| UNLV | 01/27/2024 | 65-77 | L | 26-53 | .491 | 8-22 | .364 | 5-10 | .500 | 4 | 16 | 20 | 32.3 | 20 | 14 | 10 | 1 | 3 | 65 | 74.8 |
| at Utah St. | 01/30/2024 | 61-82 | L | 24-61 | .393 | 5-23 | .217 | 8-10 | .800 | 7 | 18 | 25 | 32.0 | 16 | 11 | 10 | 1 | 8 | 61 | 74.1 |
| at Nevada | 02/02/2024 | 60-90 | L | 24-60 | .400 | 8-28 | .286 | 4-9 | .444 | 11 | 20 | 31 | 31.9 | 24 | 12 | 10 | 3 | 3 | 60 | 73.5 |
| Fresno St. | 02/06/2024 | 57-69 | L | 24-61 | .393 | 6-18 | .333 | 3-7 | .429 | 9 | 33 | 42 | 32.3 | 19 | 12 | 10 | 3 | 2 | 57 | 72.8 |
| at Colorado St. | 02/09/2024 | 47-66 | L | 19-58 | .328 | 6-21 | .286 | 3-6 | .500 | 9 | 25 | 34 | 32.4 | 12 | 9 | 12 | 2 | 7 | 47 | 71.7 |
| Air Force | 02/13/2024 | 73-66 | W | 25-39 | .641 | 3-8 | .375 | 20-26 | .769 | 1 | 18 | 19 | 31.9 | 16 | 14 | 9 | 2 | 6 | 73 | 71.8 |
| Wyoming | 02/17/2024 | 75-80 | L | 27-56 | .482 | 8-22 | .364 | 13-18 | .722 | 5 | 20 | 25 | 31.6 | 16 | 12 | 9 | 3 | 7 | 75 | 71.9 |
| at Boise St. | 02/20/2024 | 50-82 | L | 18-55 | .327 | 10-28 | .357 | 4-5 | .800 | 5 | 19 | 24 | 31.3 | 15 | 9 | 14 | 3 | 5 | 50 | 71.1 |
| Total | | 1919 | | 712-1570 | .454 | 233-661 | .352 | 262-379 | .691 | 219 | 627 | 846 | 31.3 | 453 | 364 | 285 | 96 | 144 | 1919 | 71.1 |
| Opponents | | 2017 | | 718-1524 | .471 | 202-530 | .381 | 379-542 | .699 | 252 | 700 | 952 | 35.3 | 400 | 371 | 289 | 70 | 131 | 2017 | 74.7 |

San Jose St. Averages

| Games Played | Points/game | FG Pct | 3FG Pct | FT Pct | Rebounds/game | Assists/game | Turnovers/game | Assist/Turnover ratio | Steals/game | Blocks/game |
|--------------|-------------|--------|---------|--------|---------------|--------------|----------------|-----------------------|-------------|-------------|
| 27 | 71.1 | 45.4 | 35.2 | 69.1 | 31.3 | 13.5 | 10.6 | 1.3 | 5.3 | 3.6 |

**2023-24 San Jose St. Men's Basketball
Opponents Game-by-Game
All games**

| Opponent | Date | Score | W | Total | | 3-Pointers | | Free throws | | Rebounds | | | | PF | A | TO | BLK | STL | PTS | AVG |
|----------------------|------------|-------------|-----|-----------------|-------------|----------------|-------------|----------------|-------------|------------|------------|------------|-------------|------------|------------|------------|-----------|------------|-------------|-------------|
| | | | | FG-FGA | PCT | 3FG-3FGA | PCT | FT-FTA | PCT | OFF | DEF | TOT | AVG | | | | | | | |
| UC Irvine | 11/07/2023 | 72-64 | W | 23-55 | .418 | 2-12 | .167 | 16-26 | .615 | 7 | 24 | 31 | 31.0 | 21 | 11 | 15 | 1 | 7 | 64 | 64.0 |
| Bethesda (CA) | 11/09/2023 | 117-72 | W | 25-61 | .410 | 9-26 | .346 | 13-16 | .813 | 3 | 21 | 24 | 27.5 | 20 | 5 | 15 | 0 | 8 | 72 | 68.0 |
| at Texas Tech | 11/12/2023 | 42-56 | L | 23-59 | .390 | 3-16 | .188 | 7-11 | .636 | 14 | 26 | 40 | 31.7 | 11 | 10 | 11 | 2 | 7 | 56 | 64.0 |
| vs Abilene Christian | 11/17/2023 | 71-77 | L | 25-59 | .424 | 7-15 | .467 | 20-26 | .769 | 11 | 22 | 33 | 32.0 | 14 | 13 | 6 | 3 | 1 | 77 | 67.3 |
| vs Norfolk St. | 11/18/2023 | 77-53 | W | 20-56 | .357 | 2-15 | .133 | 11-21 | .524 | 10 | 21 | 31 | 31.8 | 19 | 8 | 11 | 4 | 5 | 53 | 64.4 |
| vs Hampton | 11/20/2023 | 71-52 | W | 19-49 | .388 | 4-20 | .200 | 10-10 | 1.000 | 10 | 25 | 35 | 32.3 | 11 | 9 | 22 | 1 | 3 | 52 | 62.3 |
| North Dakota St. | 11/27/2023 | 78-65 | W | 22-56 | .393 | 5-19 | .263 | 16-22 | .727 | 8 | 26 | 34 | 32.6 | 18 | 8 | 9 | 0 | 3 | 65 | 62.7 |
| at Cal Poly | 11/29/2023 | 77-81 | Lot | 27-54 | .500 | 7-15 | .467 | 20-30 | .667 | 11 | 26 | 37 | 33.1 | 14 | 12 | 11 | 7 | 5 | 81 | 65.0 |
| at Montana | 12/02/2023 | 58-75 | L | 31-64 | .484 | 8-22 | .364 | 5-5 | 1.000 | 8 | 27 | 35 | 33.3 | 20 | 18 | 11 | 3 | 6 | 75 | 66.1 |
| at North Dakota St. | 12/04/2023 | 78-83 | Lot | 27-57 | .474 | 12-24 | .500 | 17-32 | .531 | 10 | 30 | 40 | 34.0 | 17 | 17 | 11 | 5 | 3 | 83 | 67.8 |
| New Orleans | 12/09/2023 | 87-82 | W | 33-73 | .452 | 7-19 | .368 | 9-14 | .643 | 17 | 30 | 47 | 35.2 | 20 | 12 | 13 | 3 | 5 | 82 | 69.1 |
| Montana | 12/17/2023 | 75-86 | L | 28-58 | .483 | 7-23 | .304 | 23-27 | .852 | 11 | 33 | 44 | 35.9 | 12 | 16 | 9 | 2 | 4 | 86 | 70.5 |
| Santa Clara | 12/20/2023 | 81-78 | W | 29-58 | .500 | 14-30 | .467 | 6-10 | .600 | 9 | 23 | 32 | 35.6 | 20 | 18 | 14 | 2 | 2 | 78 | 71.1 |
| at Wyoming | 01/02/2024 | 73-75 | L | 24-57 | .421 | 4-12 | .333 | 23-25 | .920 | 7 | 26 | 33 | 35.4 | 10 | 10 | 5 | 1 | 6 | 75 | 71.4 |
| Boise St. | 01/05/2024 | 69-78 | L | 28-57 | .491 | 8-18 | .444 | 14-18 | .778 | 12 | 31 | 43 | 35.9 | 15 | 14 | 15 | 1 | 2 | 78 | 71.8 |
| San Diego St. | 01/09/2024 | 78-81 | L | 27-57 | .474 | 6-18 | .333 | 21-29 | .724 | 13 | 24 | 37 | 36.0 | 19 | 10 | 8 | 4 | 4 | 81 | 72.4 |
| at Air Force | 01/13/2024 | 70-67 | W | 25-48 | .521 | 9-21 | .429 | 8-14 | .571 | 5 | 20 | 25 | 35.4 | 11 | 14 | 7 | 6 | 2 | 67 | 72.1 |
| at Fresno St. | 01/16/2024 | 82-85 | L | 33-60 | .550 | 11-25 | .440 | 8-10 | .800 | 6 | 23 | 29 | 35.0 | 9 | 15 | 7 | 4 | 4 | 85 | 72.8 |
| New Mexico | 01/24/2024 | 75-95 | L | 34-67 | .507 | 10-19 | .526 | 17-26 | .654 | 14 | 21 | 35 | 35.0 | 9 | 15 | 6 | 5 | 11 | 95 | 73.9 |
| UNLV | 01/27/2024 | 65-77 | L | 30-44 | .682 | 7-15 | .467 | 10-20 | .500 | 2 | 24 | 26 | 34.6 | 11 | 15 | 11 | 2 | 3 | 77 | 74.1 |
| at Utah St. | 01/30/2024 | 61-82 | L | 30-50 | .600 | 6-12 | .500 | 16-23 | .696 | 7 | 32 | 39 | 34.8 | 15 | 16 | 14 | 3 | 6 | 82 | 74.5 |
| at Nevada | 02/02/2024 | 60-90 | L | 29-60 | .483 | 11-23 | .478 | 21-33 | .636 | 18 | 27 | 45 | 35.2 | 13 | 23 | 5 | 2 | 7 | 90 | 75.2 |
| Fresno St. | 02/06/2024 | 57-69 | L | 23-58 | .397 | 9-24 | .375 | 14-24 | .583 | 8 | 31 | 39 | 35.4 | 14 | 17 | 7 | 1 | 5 | 69 | 74.9 |
| at Colorado St. | 02/09/2024 | 47-66 | L | 25-51 | .490 | 6-17 | .353 | 10-12 | .833 | 3 | 31 | 34 | 35.3 | 10 | 24 | 11 | 5 | 7 | 66 | 74.5 |
| Air Force | 02/13/2024 | 73-66 | W | 20-46 | .435 | 8-22 | .364 | 18-26 | .692 | 11 | 17 | 28 | 35.0 | 19 | 13 | 12 | 0 | 5 | 66 | 74.2 |
| Wyoming | 02/17/2024 | 75-80 | L | 29-56 | .518 | 10-23 | .435 | 12-15 | .800 | 9 | 28 | 37 | 35.1 | 17 | 12 | 13 | 1 | 3 | 80 | 74.4 |
| at Boise St. | 02/20/2024 | 50-82 | L | 29-54 | .537 | 10-25 | .400 | 14-17 | .824 | 8 | 31 | 39 | 35.3 | 11 | 16 | 10 | 2 | 7 | 82 | 74.7 |
| Total | | 2017 | | 718-1524 | .471 | 202-530 | .381 | 379-542 | .699 | 252 | 700 | 952 | 35.3 | 400 | 371 | 289 | 70 | 131 | 2017 | 74.7 |
| San Jose St. | | 1919 | | 712-1570 | .454 | 233-661 | .352 | 262-379 | .691 | 219 | 627 | 846 | 31.3 | 453 | 364 | 285 | 96 | 144 | 1919 | 71.1 |

Opponents Averages

| Games Played | Points/game | FG Pct | 3FG Pct | FT Pct | Rebounds/game | Assists/game | Turnovers/game | Assist/Turnover ratio | Steals/game | Blocks/game |
|--------------|-------------|--------|---------|--------|---------------|--------------|----------------|-----------------------|-------------|-------------|
| 27 | 74.7 | 47.1 | 38.1 | 69.9 | 35.3 | 13.7 | 10.7 | 1.3 | 4.9 | 2.6 |

San Jose State Player Game Highs

| | | |
|---------------------------|---------|---|
| Points..... | 32..... | Tibet Görener, at Fresno St, 1/16 |
| FG Made..... | 12..... | Tibet Görener, at Fresno St, 1/16 |
| FG Attempts..... | 19..... | Myron (MJ) Amey, vs. New Orleans, 12/9 |
| 3-Pt. FG Made..... | 7..... | Tibet Görener, at Fresno St, 1/16 |
| 3-Pt. FG Attempts..... | 10..... | Myron (MJ) Amey Jr., vs. Boise St, 1/5 |
| Free Throws Made..... | 10..... | Alvaro Cardenas, vs. Air Force, 2/13 |
| Free Throws Attempts..... | 12..... | Alvaro Cardenas, vs. Air Force, 2/15 |
| Rebounds..... | 11..... | Adrame Diongue, vs. Bethesda, 11/9 |
| Assists..... | 10..... | Alvaro Cardenas, vs. New Orleans, 12/9 |
| | 10..... | Alvaro Cardenas, vs. Santa Clara, 12/20 |
| | 10..... | Alvaro Cardenas, vs. New Mexico, 1/24 |
| Steals..... | 4..... | Myron (MJ) Amey Jr., vs. Santa Clara, 12/20 |
| Blocked Shots..... | 4..... | Adrame Diongue, at Wyoming, 1/2 |
| | 4..... | Adrame Diongue, vs. Boise St, 1/5 |
| | 4..... | Adrame Diongue, vs. New Mexico, 1/24 |
| Turnovers..... | 4..... | Tibet Görener, vs. UC Irvine, 11/7 |
| | 4..... | Adrame Diongue, vs. Bethesda, 11/9 |
| | 4..... | Alvaro Cardenas, at Texas Tech, 11/12 |
| | 4..... | Adrame Diongue, at Texas Tech, 11/12 |
| | 4..... | Myron (MJ) Amey Jr., vs. Boise St, 1/5 |
| | 4..... | Myron (MJ) Amey Jr., vs. New Mexico, 1/24 |
| | 4..... | Alvaro Cardenas, at Utah St, 1/30 |
| | 4..... | Myron (MJ) Amey Jr., at Nevada, 2/2 |
| | 4..... | Myron (MJ) Amey Jr., at Boise St, 2/20 |
| | 4..... | Alvaro Cardenas, at Boise St, 2/20 |
| Fouls..... | 5..... | Adrame Diongue, vs. UC Irvine, 11/7 |
| | 5..... | Adrame Diongue, at Texas Tech, 11/12 |
| | 5..... | Adrame Diongue, vs. North Dakota St, 11/27 |
| | 5..... | Adrame Diongue, at Cal Poly, 11/29 |
| | 5..... | Trey Anderson, at Cal Poly, 11/29 |
| | 5..... | Adrame Diongue, at North Dakota St, 12/4 |
| | 5..... | William Humer, vs. Santa Clara, 12/20 |
| | 5..... | Adrame Diongue, vs. San Diego St, 1/9 |
| | 5..... | Trey Anderson, at Air Force, 1/13 |

San Jose State Game Highs

| | | |
|---------------------------|----------|-----------------------|
| Points..... | 117..... | vs. Bethesda, 11/9 |
| Points, Half..... | 61..... | vs. Bethesda, 11/9 |
| FG Made..... | 44..... | vs. Bethesda, 11/9 |
| FG Attempts..... | 75..... | vs. Bethesda, 11/9 |
| FG Percentage..... | 641..... | vs. Air Force, 2/13 |
| 3-Pt. FG Made..... | 17..... | at Fresno St, 1/16 |
| 3-Pt. FG Attempts..... | 32..... | vs. Norfolk St, 11/18 |
| Free Throws Made..... | 23..... | vs. San Diego St, 1/9 |
| Free Throws Attempts..... | 26..... | vs. Air Force, 2/13 |
| Rebounds..... | 48..... | vs. Bethesda, 11/9 |
| Assists..... | 28..... | vs. Bethesda, 11/9 |
| Steals..... | 9..... | vs. Bethesda, 11/9 |
| | 9..... | vs. New Orleans, 12/9 |
| Blocked Shots..... | 9..... | vs. New Mexico, 1/24 |
| Turnovers..... | 18..... | vs. New Mexico, 1/24 |
| Fouls..... | 24..... | at Nevada, 2/2 |

San Jose State Game Lows

| | | |
|---------------------------|----------|-----------------------|
| Points..... | 42..... | at Texas Tech, 11/12 |
| Points, Half..... | 16..... | at Boise St, 2/20 |
| FG Made..... | 18..... | at Texas Tech, 11/12 |
| | 18..... | at Boise St, 2/20 |
| FG Attempts..... | 39..... | vs. Air Force, 2/13 |
| FG Percentage..... | 327..... | at Boise St, 2/20 |
| 3-Pt. FG Made..... | 3..... | vs. Air Force, 2/13 |
| 3-Pt. FG Attempts..... | 8..... | vs. Air Force, 2/13 |
| Free Throws Made..... | 2..... | at Texas Tech, 11/12 |
| Free Throws Attempts..... | 5..... | vs. New Mexico, 1/24 |
| | 5..... | at Boise St, 2/20 |
| Rebounds..... | 19..... | vs. Air Force, 2/13 |
| Assists..... | 6..... | at Texas Tech, 11/12 |
| Steals..... | 2..... | at Texas Tech, 11/12 |
| | 2..... | vs. Fresno State, 2/6 |
| Blocked Shots..... | 0..... | vs. San Diego St, 1/9 |
| Turnovers..... | 5..... | vs. Montana, 12/17 |
| Fouls..... | 12..... | vs. New Orleans, 12/9 |

Opponent Player Game Highs

| | | |
|---------------------------|---------|---|
| Points..... | 31..... | Jonathan Ileleji, Bethesda, 11/9 |
| | 31..... | Jaedon LeDee, San Diego St, 1/9 |
| | 31..... | Grant Osobor, Utah St, 1/30 |
| FG Made..... | 11..... | Jonathan Ileleji, Bethesda, 11/9 |
| | 11..... | O'Mar Stanley, Boise St, 1/5 |
| FG Attempts..... | 25..... | Jordan Johnson, New Orleans, 12/9 |
| 3-Pt. FG Made..... | 9..... | Carlos Marshall Jr., Santa Clara, 12/20 |
| 3-Pt. FG Attempts..... | 14..... | Carlos Marshall Jr., Santa Clara, 12/20 |
| Free Throws Made..... | 14..... | Jaedon LeDee, San Diego St, 1/9 |
| Free Throws Attempts..... | 19..... | Jaedon LeDee, San Diego St, 1/9 |
| | 19..... | Grant Osobor, Utah St, 1/30 |
| Rebounds..... | 15..... | Laolu Oke, Montana, 12/17 |
| Assists..... | 11..... | Isaiah Stevens, Colorado St, 2/9 |
| Steals..... | 5..... | Jonathan Ileleji, Bethesda, 11/9 |
| Blocked Shots..... | 5..... | JT Toppin, New Mexico, 1/24 |
| Fouls..... | 5..... | Michael Henry, Bethesda, 11/9 |
| | 5..... | Jah Short, New Orleans, 12/9 |
| | 5..... | Cameron Tongue, Santa Clara, 12/20 |

Opponent Game Highs

| | | |
|--------------------------|----------|--------------------|
| Points..... | 95..... | New Mexico, 1/24 |
| FG Made..... | 33..... | New Orleans, 12/9 |
| | 33..... | Fresno St, 1/16 |
| FG Attempts..... | 66..... | Fresno St, 1/16 |
| FG Percentage..... | 682..... | UNLV, 1/27 |
| 3-Pt. FG Made..... | 14..... | Santa Clara, 12/20 |
| 3-Pt. FG Attempts..... | 30..... | Bethesda, 11/9 |
| Free Throws Made..... | 23..... | Montana, 12/27 |
| | 23..... | Wyoming, 1/2 |
| Free Throw Attempts..... | 33..... | Nevada, 2/2 |
| Rebounds..... | 47..... | New Orleans, 12/9 |
| Assists..... | 24..... | Colorado St, 2/9w |
| Steals..... | 11..... | New Mexico, 1/24 |
| Blocked Shots..... | 7..... | Cal Poly, 11/29 |
| Turnovers..... | 15..... | UC Irvine, 11/7 |
| | 15..... | Bethesda, 11/9 |
| | 15..... | Boise St, 1/5 |
| Fouls..... | 21..... | UC Irvine, 11/7 |

Opponent Game Lows

| | | |
|---------------------------|----------|--------------------------|
| Points..... | 53..... | Norfolk State, 11/18 |
| Points, Half..... | 19..... | Hampton, 11/20 |
| FG Made..... | 19..... | Hampton, 11/20 |
| FG Attempts..... | 48..... | Air Force, 1/14 |
| FG Percentage..... | 390..... | Texas Tech, 11/12 |
| 3-Pt. FG Made..... | 2..... | UC Irvine, 11/7 |
| | 2..... | Norfolk State, 11/18 |
| 3-Pt. FG Attempts..... | 12..... | UC Irvine, 11/7 |
| | 12..... | Wyoming, 1/2 |
| | 12..... | Utah State, 1/30 |
| Free Throws Made..... | 5..... | UNLV, 1/27 |
| Free Throws Attempts..... | 10..... | Fresno St, 1/16 |
| | 10..... | UNLV, 1/27 |
| Rebounds..... | 24..... | Bethesda, 11/9 |
| Assists..... | 5..... | Bethesda, 11/9 |
| Steals..... | 1..... | Abilene Christian, 11/17 |
| Blocked Shots..... | 0..... | Bethesda, 11/9 |
| | 0..... | North Dakota St, 11/27 |
| Turnovers..... | 5..... | Wyoming, 1/2 |
| Fouls..... | 9..... | Fresno St, 1/16 |

THE LAST TIME.....

A PLAYER SCORED 30 OR MORE POINTS:

32, by Tibet Görener, at Fresno St, Jan. 16, 2024

AN OPPONENT SCORED 30 OR MORE POINTS:

31, by Grant Osobor, Utah State, Jan. 30, 2024

A PLAYER COLLECTED 20 OR MORE REBOUNDS:

20, by Wil Carter, at Hawai'i, Jan. 7, 2012.

AN OPPONENT COLLECTED 20 OR MORE REBOUNDS:

20, by Nico Carvacho, Colorado State, Feb. 10, 2018

A PLAYER COLLECTED 10 OR MORE ASSISTS:

10, by Alvaro Cardenas, vs. New Mexico, Jan. 24, 2024

AN OPPONENT COLLECTED 10 OR MORE ASSISTS:

11, by Isaiah Stevens, Colorado State, Feb. 9, 2024

A PLAYER HAD 5 OR MORE STEALS:

5, by Omari Moore, vs. UNLV, Feb. 19, 2021

AN OPPONENT HAD 5 OR MORE STEALS:

5, by Jonathan Ileleji, Bethesda, Nov. 29, 2023

A PLAYER HAD 5 OR MORE BLOCKED SHOTS:

5, by Ibrahima Diallo, at Boise State, Jan. 3, 2023

AN OPPONENT HAD 5 OR MORE BLOCKED SHOTS:

5, by JT Toppin, New Mexico, Jan. 24, 2024

A PLAYER MADE 10 OR MORE FIELD GOALS:

12, by Tibet Görener, at Fresno State, Jan. 16, 2024

AN OPPONENT MADE 10 OR MORE FIELD GOALS:

11, by O'Mar Stanley, Boise State, Jan. 5, 2024

A PLAYER ATTEMPTED 20 OR MORE FIELD GOALS:

25, by Omari Moore, vs. Nevada, March 9, 2023

AN OPPONENT ATTEMPTED 20 OR MORE FIELD GOALS:

20, by Sam Griffin, Wyoming, Jan. 2, 2024

A PLAYER MADE 10 OR MORE FREE THROWS:

10, by Alvaro Cardenas, vs. Air Force, Feb. 13, 2024

AN OPPONENT MADE 10 OR MORE FREE THROWS:

13, by Rytis Ptraitis, Air Force, Feb. 13, 2024

A PLAYER MADE 5 OR MORE 3-PT FIELD GOALS:

7, by Tibet Görener, at Fresno State, Jan. 16, 2024

AN OPPONENT MADE 5 OR MORE 3-PT FIELD GOALS:

5, by Isaiah Hill, Fresno State, Jan. 16, 2024

A PLAYER ATTEMPTED 10 OR MORE 3-PT FGS:

10, by Myron (MJ) Amey Jr., vs. Boise State, Jan. 5, 2024

AN OPPONENT ATTEMPTED 10 OR MORE 3-PT FIELD GOALS:

10, by Sam Griffin, Wyoming, Feb. 17, 2024

SAN JOSÉ STATE SCORED 100 OR MORE POINTS:

117 (117-72 win) vs. Bethesda, Nov. 9, 2023

AN OPPONENT SCORED 100 OR MORE POINTS:

111 (111-80 loss) vs. Wyoming, Mar. 10, 2021

SJSU SHOT AT LEAST 60% FROM THE FIELD IN A GAME:

64.1 (25-39) vs. Air Force, Feb. 13, 2024

A TEAM SHOT AT LEAST 60% FROM THE FIELD IN A GAME VS. SJSU:

60.0 (30-50) by Utah State, Jan. 30, 2024

SAN JOSÉ STATE HAD TWO PLAYERS SCORE 20 POINTS IN A GAME:

25, Myron (MJ) Amey Jr.; 22, Alvaro Cardenas, vs. Air Force, Feb. 13, 2024

SAN JOSÉ STATE HAD THREE OR MORE PLAYERS WITH 10 OR MORE REBOUNDS IN A GAME:

13 by Ashtin Chastain, 12 by Michael Steadman, 12 by Craig LeCesne vs. Air Force, Jan. 26, 2019

SAN JOSÉ STATE HAD FIVE OR MORE PLAYERS WITH 10 OR MORE POINTS IN A GAME:

17 by Myron (MJ) Amey Jr., 14 by Alvaro Cardenas, 12 by Latrell Davis, 12 by Tibet Görener, 11 by Alvaro Cardenas, 10 by Adrame Diongue vs. Santa Clara, Dec. 20, 2023

SAN JOSÉ STATE HAD TWO OR MORE PLAYERS WITH 10 OR MORE POINTS & 10 OR MORE REBOUNDS IN A GAME:

38 points and 12 rebounds by Richard Washington, 15 points and 12 rebounds by Omari Moore, vs. Fresno Pacific, Dec. 9, 2020

A SAN JOSÉ STATE PLAYER SCORED 30 OR MORE POINTS IN SUCCESSIVE GAMES:

30, vs. Nevada, on Feb. 12, 2011, and 35, vs. Montana State on Feb. 15, 2011, by Adrian Oliver.

A SAN JOSÉ STATE PLAYER SCORED 20 OR MORE POINTS AND COLLECTED 20 OR MORE REBOUNDS IN A GAME:

21 points and 20 rebounds on Jan. 7, 2012, by Wil Carter.

SAN JOSÉ STATE WON BY 30 OR MORE POINTS:

45 (117-72) vs. Bethesda, November 9, 2023

SAN JOSÉ STATE LOST BY 30 OR MORE POINTS:

32 (82-50), at Boise State, Feb. 20, 2024

SAN JOSÉ STATE WON FIVE OR MORE STRAIGHT GAMES:

5, Dec. 5, 1998 through Dec. 27, 1998

SAN JOSÉ STATE WON AN IN-SEASON TOURNAMENT:

2011 Elgin Baylor Classic in Seattle, Wash.

SAN JOSÉ STATE BEAT A NATIONALLY-RANKED TEAM:

Alabama was ranked 19th in the Associated Press poll on Dec. 27, 1996, when San José State posted a 60-59 overtime win in the Comerica Cable Car Classic.

A SPARTAN HAD A TRIPLE-DOUBLE

18 pts, 10 reb., 10 assists, by Omari Moore, vs. New Mexico, Feb. 20, 2022

2023-24 San José State Men's Basketball

20-20-20-20



Official Basketball Box Score - Final
UC Irvine at San Jose St.
 11/07/23 Provident Credit Union Event Center, San Jose, CA
 2023-24 Men's Basketball

Game Time: 7:00 PM
 Game Duration: 1:57
 Attendance: 1,821

Officials: Greg Nixon, Gerry Pollard, Tony Padilla

| NO. | Name | Min | FG | | 3P | | FT | | Rebounds | | Fouls | | TP | AS | TO | ST | Blocks | | +/- |
|---------------|------------------------|---------|-------|------|-------|-----|----|----|----------|----|-------|----|----|----|----|----|--------|----|-----|
| | | | M-A | M-A | M-A | M-A | OR | DR | PF | FD | BS | BA | | | | | | | |
| 11 | Devin Tillis | 26:07 | 4-9 | 0-2 | 4-4 | 1 | 4 | 5 | 4 | 2 | 12 | 2 | 1 | 1 | 0 | 0 | 0 | -3 | |
| 15 | Bent Leuchten | C 22:38 | 4-9 | 0-1 | 6-9 | 2 | 4 | 6 | 1 | 6 | 14 | 1 | 1 | 1 | 0 | 0 | -2 | | |
| 2 | Justin Hohn | G 27:11 | 3-9 | 2-5 | 0-2 | 0 | 4 | 4 | 2 | 2 | 8 | 0 | 3 | 0 | 0 | 0 | -2 | | |
| 3 | Pierre Crockrell II | G 22:30 | 2-5 | 0-0 | 0-0 | 0 | 0 | 0 | 3 | 0 | 4 | 5 | 2 | 0 | 0 | 1 | -1 | | |
| 4 | Andre Henry | G 27:50 | 3-8 | 0-1 | 1-2 | 1 | 5 | 6 | 0 | 1 | 7 | 1 | 0 | 2 | 0 | 1 | -8 | | |
| 2 | Langston Redfield | 13:01 | 0-1 | 0-0 | 0-0 | 1 | 0 | 1 | 0 | 0 | 0 | 1 | 2 | 0 | 1 | 1 | -8 | | |
| 1 | Derin Saran | 17:30 | 3-5 | 0-1 | 2-4 | 0 | 1 | 1 | 1 | 4 | 8 | 0 | 1 | 0 | 0 | 0 | -9 | | |
| 13 | Hayden Welling | 02:56 | 0-0 | 0-0 | 0-0 | 0 | 0 | 0 | 0 | 0 | 0 | 0 | 1 | 0 | 0 | 0 | -1 | | |
| 31 | Dean Keeler | 12:58 | 2-5 | 0-0 | 3-5 | 0 | 2 | 2 | 3 | 4 | 7 | 1 | 1 | 0 | 0 | 0 | -7 | | |
| 0 | Dylan Thorneer | 11:58 | 0-2 | 0-0 | 0-0 | 1 | 1 | 0 | 0 | 0 | 0 | 0 | 1 | 0 | 0 | 0 | -4 | | |
| 43 | Akiva McBirney-Griffin | 04:24 | 1-1 | 0-0 | 0-0 | 0 | 0 | 0 | 0 | 1 | 2 | 0 | 0 | 0 | 0 | 0 | 1 | | |
| 10 | Ofure Ujadughele | 10:57 | 1-1 | 0-0 | 0-0 | 1 | 3 | 4 | 0 | 2 | 0 | 3 | 1 | 0 | 0 | 0 | -4 | | |
| Team | | | | | | 1 | 0 | 1 | | | 0 | | | | | | | | |
| Totals | | | 23-55 | 2-12 | 16-26 | 7 | 24 | 31 | 21 | 19 | 64 | 11 | 15 | 7 | 1 | 3 | -8 | | |

Technical Fouls: NONE

| Shooting By Period | |
|--------------------|-------------|
| 1st FG% | 10-25 40.0% |
| 3PT% | 1-5 20.0% |
| FT% | 3-8 37.5% |
| 2nd FG% | 13-30 43.3% |
| 3PT% | 1-7 14.3% |
| FT% | 13-18 72.2% |
| GM FG% | 23-55 41.8% |
| 3PT% | 2-12 16.7% |
| FT% | 16-26 61.5% |

Dead Ball Rebounds: 10, 1



Official Basketball Box Score - Final
Bethesda (CA) at San Jose St.
 11/09/23 Provident Credit Union Event Center, San Jose, CA
 2023-24 Men's Basketball

Game Time: 6:00 PM
 Game Duration: 1:44
 Attendance: 1,484

Officials: Verne Harris, Michael Greenstein, Doug Sturdivan

| NO. | Name | Min | FG | | 3P | | FT | | Rebounds | | Fouls | | TP | AS | TO | ST | Blocks | | +/- |
|---------------|-----------------|---------|-------|------|-------|-----|----|----|----------|----|-------|----|----|----|----|----|--------|-----|-----|
| | | | M-A | M-A | M-A | M-A | OR | DR | PF | FD | BS | BA | | | | | | | |
| 0 | Stephen Perry | G 27:55 | 5-11 | 3-7 | 2-2 | 0 | 1 | 1 | 2 | 4 | 15 | 1 | 3 | 0 | 0 | 0 | 0 | -26 | |
| 1 | Jonathan Joseph | G 21:51 | 2-4 | 1-1 | 5-6 | 0 | 0 | 0 | 3 | 2 | 10 | 1 | 0 | 1 | 0 | 2 | -20 | | |
| 10 | Jonathan Ieleji | G 36:18 | 11-23 | 3-9 | 6-8 | 0 | 3 | 3 | 1 | 5 | 31 | 0 | 2 | 5 | 0 | 1 | -37 | | |
| 23 | Michael Henry | G 20:09 | 2-7 | 0-2 | 0-0 | 0 | 2 | 2 | 5 | 2 | 4 | 0 | 3 | 0 | 0 | 2 | -21 | | |
| 24 | Selah Robins | G 29:16 | 1-4 | 0-0 | 0-0 | 1 | 5 | 6 | 2 | 0 | 2 | 0 | 1 | 0 | 0 | 0 | -28 | | |
| 4 | Amare Chapel | 12:37 | 2-4 | 1-3 | 0-0 | 0 | 1 | 1 | 1 | 0 | 5 | 1 | 1 | 0 | 0 | 0 | -18 | | |
| 21 | Andre Wright | 24:19 | 0-2 | 0-1 | 0-0 | 0 | 4 | 4 | 3 | 0 | 0 | 1 | 1 | 2 | 0 | 0 | -31 | | |
| 15 | Kizhonie Blunt | 02:59 | 0-0 | 0-0 | 0-0 | 1 | 1 | 1 | 0 | 0 | 0 | 1 | 0 | 0 | 0 | 0 | -3 | | |
| 33 | Jayland Reed | 11:27 | 1-4 | 1-3 | 0-0 | 0 | 1 | 1 | 1 | 0 | 3 | 0 | 1 | 0 | 0 | 0 | -16 | | |
| 32 | Timmy Yee | 09:27 | 0-0 | 0-0 | 0-0 | 1 | 0 | 1 | 0 | 0 | 1 | 2 | 0 | 0 | 0 | 0 | -17 | | |
| 13 | Michael Plumley | 03:42 | 1-2 | 0-0 | 0-0 | 0 | 0 | 0 | 0 | 0 | 2 | 0 | 0 | 0 | 0 | 0 | -8 | | |
| Team | | | | | | 1 | 3 | 4 | | | 0 | | | | | | | | |
| Totals | | | 25-61 | 9-26 | 13-16 | 3 | 21 | 24 | 21 | 14 | 72 | 5 | 15 | 8 | 0 | 5 | -45 | | |

Technical Fouls: Coach 1st 3, 4, 0

| Shooting By Period | |
|--------------------|-------------|
| 1st FG% | 17-32 53.1% |
| 3PT% | 5-12 41.7% |
| FT% | 8-9 88.9% |
| 2nd FG% | 8-29 27.6% |
| 3PT% | 4-14 28.6% |
| FT% | 5-7 71.4% |
| GM FG% | 25-61 41.0% |
| 3PT% | 9-26 34.6% |
| FT% | 13-16 81.3% |

Dead Ball Rebounds: 3, 0

| NO. | Name | Min | FG | | 3P | | FT | | Rebounds | | Fouls | | TP | AS | TO | ST | Blocks | | +/- |
|---------------|---------------------|---------|-------|------|-------|-----|----|----|----------|----|-------|----|----|----|----|----|--------|--|-----|
| | | | M-A | M-A | M-A | M-A | OR | DR | PF | FD | BS | BA | | | | | | | |
| 5 | Tibet Gorener | F 32:33 | 4-8 | 3-4 | 6-6 | 2 | 3 | 5 | 0 | 3 | 17 | 0 | 4 | 0 | 1 | 0 | 1 | | |
| 15 | Trey Anderson | F 33:37 | 7-9 | 2-3 | 3-4 | 0 | 4 | 4 | 2 | 6 | 19 | 2 | 0 | 2 | 1 | 0 | 18 | | |
| 4 | Adrame Diongue | C 14:56 | 3-4 | 0-0 | 0-0 | 1 | 3 | 4 | 5 | 0 | 6 | 1 | 1 | 1 | 0 | 0 | 0 | | |
| 0 | Myron Amey Jr. | G 28:08 | 3-8 | 0-2 | 6-6 | 0 | 5 | 5 | 1 | 5 | 12 | 1 | 2 | 2 | 0 | 0 | 8 | | |
| 13 | Alvaro Cardenas | G 35:15 | 4-11 | 1-4 | 2-3 | 1 | 1 | 2 | 3 | 4 | 11 | 7 | 2 | 2 | 0 | 1 | 5 | | |
| 6 | Latrell Davis | 13:56 | 0-1 | 0-0 | 0-2 | 1 | 2 | 3 | 1 | 0 | 0 | 1 | 1 | 0 | 0 | 0 | 3 | | |
| 21 | William Humer | 25:04 | 2-8 | 1-7 | 2-2 | 0 | 4 | 4 | 2 | 2 | 7 | 1 | 3 | 0 | 0 | 0 | 8 | | |
| 2 | Rickey Mitchell Jr. | 03:40 | 0-1 | 0-1 | 0-0 | 0 | 0 | 0 | 0 | 0 | 0 | 1 | 0 | 0 | 0 | 0 | 1 | | |
| 25 | Ryen Perry | 12:51 | 0-0 | 0-0 | 0-0 | 0 | 2 | 2 | 1 | 0 | 0 | 0 | 0 | 1 | 0 | 0 | -4 | | |
| Team | | | | | | 0 | 1 | 1 | | | 0 | | | | | | | | |
| Totals | | | 23-50 | 7-21 | 19-23 | 5 | 25 | 30 | 19 | 21 | 72 | 13 | 15 | 7 | 3 | 1 | 8 | | |

Technical Fouls: NONE

| Shooting By Period | |
|--------------------|-------------|
| 1st FG% | 9-23 39.1% |
| 3PT% | 2-8 25.0% |
| FT% | 4-6 66.7% |
| 2nd FG% | 14-27 51.9% |
| 3PT% | 5-13 38.5% |
| FT% | 15-17 88.2% |
| GM FG% | 23-50 46.0% |
| 3PT% | 7-21 33.3% |
| FT% | 19-23 82.6% |

Dead Ball Rebounds: 1, 0

| NO. | Name | Min | FG | | 3P | | FT | | Rebounds | | Fouls | | TP | AS | TO | ST | Blocks | | +/- |
|---------------|---------------------|---------|-------|-------|-------|-----|----|----|----------|----|-------|----|----|----|----|----|--------|--|-----|
| | | | M-A | M-A | M-A | M-A | OR | DR | PF | FD | BS | BA | | | | | | | |
| 5 | Tibet Gorener | F 25:24 | 11-15 | 4-5 | 0-1 | 3 | 6 | 9 | 2 | 2 | 26 | 0 | 1 | 1 | 0 | 0 | 27 | | |
| 15 | Trey Anderson | F 18:08 | 5-10 | 2-5 | 1-1 | 2 | 5 | 7 | 3 | 1 | 13 | 1 | 1 | 0 | 0 | 0 | 27 | | |
| 4 | Adrame Diongue | C 19:55 | 2-4 | 0-0 | 0-0 | 0 | 5 | 6 | 1 | 1 | 4 | 2 | 4 | 1 | 3 | 0 | 21 | | |
| 0 | Myron Amey Jr. | G 24:22 | 4-9 | 2-7 | 2-3 | 0 | 5 | 5 | 0 | 3 | 12 | 4 | 1 | 2 | 2 | 0 | 26 | | |
| 13 | Alvaro Cardenas | G 28:21 | 5-9 | 0-1 | 4-5 | 0 | 2 | 2 | 3 | 3 | 14 | 8 | 3 | 0 | 0 | 0 | 26 | | |
| 21 | William Humer | 13:58 | 4-6 | 0-2 | 3-3 | 1 | 1 | 2 | 1 | 2 | 11 | 4 | 0 | 0 | 0 | 0 | 12 | | |
| 25 | Ryen Perry | 14:52 | 1-1 | 0-0 | 0-1 | 1 | 1 | 0 | 2 | 2 | 3 | 2 | 1 | 0 | 0 | 0 | 12 | | |
| 6 | Latrell Davis | 20:10 | 4-7 | 0-2 | 8-10 | 2 | 1 | 3 | 2 | 6 | 16 | 3 | 2 | 2 | 0 | 0 | 20 | | |
| 2 | Rickey Mitchell Jr. | 13:58 | 3-5 | 1-3 | 0-0 | 1 | 1 | 2 | 0 | 2 | 7 | 1 | 0 | 2 | 0 | 0 | 17 | | |
| 7 | Pasha Goodarzi | 11:03 | 1-4 | 1-4 | 0-0 | 0 | 2 | 2 | 1 | 0 | 3 | 2 | 0 | 0 | 0 | 0 | 17 | | |
| 20 | Christian Wise | 06:07 | 3-4 | 0-0 | 0-0 | 1 | 2 | 0 | 0 | 0 | 6 | 0 | 0 | 0 | 0 | 0 | 14 | | |
| 24 | Bennett Blackerby | 03:42 | 1-1 | 1-1 | 0-0 | 0 | 0 | 0 | 0 | 0 | 3 | 0 | 0 | 0 | 0 | 0 | 8 | | |
| Team | | | | | | 0 | 2 | 2 | | | 0 | | | | | | | | |
| Totals | | | 44-75 | 11-30 | 18-24 | 15 | 33 | 48 | 14 | 20 | 117 | 28 | 14 | 9 | 5 | 0 | 45 | | |

Technical Fouls: NONE

| Shooting By Period | |
|--------------------|-------------|
| 1st FG% | 19-39 48.7% |
| 3PT% | 5-18 27.8% |
| FT% | 13-15 86.7% |
| 2nd FG% | 25-36 69.4% |
| 3PT% | 6-12 50.0% |
| FT% | 5-9 55.6% |
| GM FG% | 44-75 58.7% |
| 3PT% | 11-30 36.7% |
| FT% | 18-24 75.0% |

Dead Ball Rebounds: 1, 0

| UCI | | SJSU | |
|-------------------------|---------------------------|----------------------------|--|
| Biggest lead | 3 (1 st 19:31) | 13 (2 nd 12:12) | |
| Best Scoring Run | 7 (2 nd 10:01) | 9 (2 nd 12:12) | |
| Lead Changes | 5 | | |
| Times Tied | 4 | | |
| Time with Lead | 02:10 | 33:43 | |

| Points from | UCI | SJSU | Period by Period Scoring | | | |
|---------------|-----|------|--------------------------|-----|-----|----|
| | | | 1st | 2nd | TOT | |
| Turnovers | 13 | 13 | UCI | 24 | 40 | 64 |
| Paint | 38 | 24 | SJSU | 24 | 48 | 72 |
| Second Chance | 9 | 2 | | | | |
| Fast Breaks | 10 | 10 | | | | |
| Bench | 19 | 7 | | | | |

| BETH | | SJSU | |
|-------------------------|---------------------------|----------------------------|--|
| Biggest lead | 0 (1 st 20:00) | 45 (2 nd 0:05) | |
| Best Scoring Run | 5 (1 st 10:14) | 19 (2 nd 16:21) | |
| Lead Changes | 0 | | |
| Times Tied | 0 | | |
| Time with Lead | 00:00 | 39:47 | |

| Points from | BETH | SJSU | Period by Period Scoring | | | |
|---------------|------|------|--------------------------|-----|-----|-----|
| | | | 1st | 2nd | TOT | |
| Turnovers | 13 | 24 | BETH | 47 | 25 | 72 |
| Paint | 28 | 66 | SJSU | 56 | 61 | 117 |
| Second Chance | 5 | 17 | | | | |
| Fast Breaks | 7 | 20 | | | | |
| Bench | 10 | | | | | |

2023-24 San José State Men's Basketball

21-21-21-21



Official Basketball Box Score - Final
Norfolk St. at San Jose St.
 11/18/23 UVI Sports and Fitness Center, Charlotte Amalie West
 2023-24 Men's Basketball

Game Time: 3:15 PM
 Game Duration: 2:00

Officials: Ben Stirt, Bobby Lineberger, Devyn Page

| NO. | Name | Min | FG | | | 3P | | | FT | | | Rebounds | | Fouls | | TP | AS | TO | ST | Blocks | | | +/- | |
|---------------|------------------|---------|-------|------|-------|----|----|----|----|----|----|----------|----|-------|----|----|----|----|----|--------|----|----|-----|-----|
| | | | M | A | % | M | A | % | M | A | % | OR | DR | TOT | PF | | | | | FD | BS | BA | | BL |
| 7 | Kuluel Mading | F 28:32 | 4-10 | 0-2 | 1-4 | 0 | 1 | 1 | 3 | 3 | 9 | 0 | 1 | 0 | 3 | 3 | 9 | 0 | 1 | 0 | 0 | 0 | 1 | -17 |
| 50 | Nyzaiah Chambers | F 25:48 | 4-9 | 0-1 | 1-7 | 3 | 2 | 5 | 1 | 5 | 9 | 1 | 3 | 2 | 0 | 0 | 0 | 0 | 0 | 0 | 0 | 0 | 0 | -16 |
| 0 | Christian Ings | G 13:31 | 2-4 | 0-1 | 0-0 | 0 | 0 | 0 | 0 | 2 | 4 | 2 | 1 | 0 | 0 | 0 | 0 | 0 | 0 | 0 | 0 | 0 | -15 | |
| 9 | Allen Bertrand | G 23:60 | 3-7 | 0-0 | 1-2 | 1 | 2 | 3 | 1 | 5 | 7 | 1 | 1 | 0 | 0 | 1 | 1 | 0 | 0 | 0 | 0 | 1 | -25 | |
| 11 | Jaylani Darden | G 22:16 | 1-6 | 0-2 | 4-4 | 0 | 5 | 5 | 1 | 2 | 6 | 0 | 2 | 0 | 0 | 0 | 0 | 0 | 0 | 0 | 0 | 1 | -9 | |
| 5 | Tyrese Jenkins | 17:19 | 0-2 | 0-0 | 0-0 | 1 | 3 | 4 | 3 | 0 | 0 | 0 | 0 | 1 | 1 | 0 | 0 | 0 | 0 | 0 | 0 | 0 | -15 | |
| 13 | Daryl Anderson | 19:52 | 1-2 | 1-2 | 0-0 | 2 | 2 | 2 | 2 | 3 | 0 | 0 | 0 | 2 | 0 | 0 | 0 | 0 | 0 | 0 | 0 | 0 | 3 | |
| 8 | Tyrel Bladen | 05:33 | 0-3 | 0-0 | 0-0 | 1 | 0 | 1 | 0 | 0 | 0 | 0 | 0 | 0 | 0 | 0 | 0 | 0 | 0 | 0 | 0 | 1 | -3 | |
| 6 | Jamari Thomas | 24:41 | 5-9 | 1-3 | 4-4 | 0 | 3 | 3 | 2 | 3 | 15 | 3 | 2 | 0 | 0 | 0 | 0 | 0 | 0 | 0 | 0 | 0 | -8 | |
| 42 | Chris Fields Jr. | 08:39 | 0-2 | 0-1 | 0-0 | 1 | 2 | 3 | 3 | 0 | 0 | 1 | 0 | 0 | 0 | 0 | 0 | 0 | 0 | 0 | 0 | 0 | -5 | |
| 2 | Terrance Jones | 08:01 | 0-1 | 0-1 | 0-0 | 0 | 0 | 0 | 0 | 0 | 0 | 0 | 0 | 0 | 0 | 0 | 0 | 0 | 0 | 0 | 0 | 0 | -9 | |
| 3 | Gilbert Brown | 01:48 | 0-1 | 0-0 | 0-0 | 0 | 0 | 0 | 0 | 1 | 0 | 0 | 0 | 0 | 0 | 0 | 0 | 0 | 0 | 0 | 0 | 0 | -1 | |
| Team | | | | | | 3 | 1 | 4 | | | | | | | | | | | | | | | | |
| Totals | | | 20-56 | 2-15 | 11-21 | 10 | 21 | 31 | 19 | 18 | 53 | 8 | 11 | 5 | 4 | 5 | 24 | | | | | | | |

| Shooting By Period | |
|--------------------|-------------|
| 1st FG% | 10-30 33.3% |
| 3PT% | 1-8 12.5% |
| FT% | 3-8 37.5% |
| 2nd FG% | 10-26 38.5% |
| 3PT% | 1-7 14.3% |
| FT% | 8-13 61.5% |
| GM FG% | 20-56 35.7% |
| 3PT% | 2-15 13.3% |
| FT% | 11-21 52.4% |

Dead Ball Rebounds: 4, 0

| NO. | Name | Min | FG | | | 3P | | | FT | | | Rebounds | | Fouls | | TP | AS | TO | ST | Blocks | | | +/- |
|---------------|-----------------|---------|-------|-------|------|----|----|----|----|----|----|----------|----|-------|----|----|----|----|----|--------|----|----|-----|
| | | | M | A | % | M | A | % | M | A | % | OR | DR | TOT | PF | | | | | FD | BS | BA | |
| 5 | Tibet Gorener | F 37:18 | 6-14 | 3-8 | 0-1 | 0 | 1 | 1 | 2 | 15 | 0 | 0 | 0 | 0 | 0 | 0 | 0 | 0 | 0 | 0 | 0 | 1 | 26 |
| 15 | Trey Anderson | F 34:30 | 5-10 | 2-4 | 0-0 | 3 | 1 | 4 | 3 | 12 | 4 | 0 | 1 | 3 | 0 | 0 | 0 | 0 | 0 | 0 | 0 | 1 | 12 |
| 4 | Adrame Diongue | C 29:04 | 3-3 | 0-0 | 3-6 | 2 | 7 | 9 | 1 | 4 | 9 | 0 | 3 | 1 | 1 | 0 | 0 | 0 | 0 | 0 | 0 | 1 | 21 |
| 0 | Myron Amey Jr. | G 34:02 | 5-13 | 1-5 | 1-3 | 2 | 5 | 5 | 1 | 2 | 12 | 4 | 1 | 3 | 0 | 0 | 0 | 0 | 0 | 0 | 0 | 0 | 24 |
| 13 | Alvaro Cardenas | G 40:00 | 9-16 | 4-8 | 1-2 | 3 | 2 | 4 | 2 | 23 | 1 | 3 | 2 | 0 | 0 | 0 | 0 | 0 | 0 | 0 | 0 | 0 | 19 |
| 6 | Latrell Davis | 05:21 | 0-1 | 0-0 | 0-0 | 0 | 0 | 0 | 0 | 0 | 0 | 0 | 0 | 0 | 0 | 0 | 0 | 0 | 0 | 0 | 0 | 0 | -14 |
| 21 | William Humer | 01:14 | 0-0 | 0-0 | 0-0 | 0 | 0 | 0 | 0 | 0 | 0 | 0 | 0 | 0 | 0 | 0 | 0 | 0 | 0 | 0 | 0 | 0 | -4 |
| 23 | Diogo Seixas | 09:42 | 0-1 | 0-1 | 0-0 | 0 | 1 | 1 | 3 | 0 | 0 | 0 | 1 | 2 | 0 | 0 | 0 | 0 | 0 | 0 | 0 | 0 | 2 |
| 25 | Ryen Perry | 08:49 | 0-1 | 0-1 | 0-0 | 0 | 2 | 2 | 1 | 0 | 0 | 0 | 1 | 0 | 0 | 0 | 0 | 0 | 0 | 0 | 0 | 0 | 9 |
| Team | | | | | | 1 | 2 | 3 | | | | | | | | | | | | | | | |
| Totals | | | 28-59 | 10-27 | 5-12 | 11 | 18 | 29 | 13 | 11 | 71 | 10 | 10 | 10 | 4 | 1 | 19 | | | | | | |

| Shooting By Period | |
|--------------------|-------------|
| 1st FG% | 11-28 39.3% |
| 3PT% | 4-14 28.6% |
| FT% | 3-6 50% |
| 2nd FG% | 17-31 54.8% |
| 3PT% | 6-13 46.2% |
| FT% | 26-33 78.8% |
| GM FG% | 28-59 47.5% |
| 3PT% | 10-27 37.0% |
| FT% | 5-12 41.7% |

Dead Ball Rebounds: 2, 0

| NO. | Name | Min | FG | | | 3P | | | FT | | | Rebounds | | Fouls | | TP | AS | TO | ST | Blocks | | | +/- |
|---------------|---------------------|---------|-------|-------|-------|----|----|----|----|----|----|----------|----|-------|----|----|----|----|----|--------|----|----|-----|
| | | | M | A | % | M | A | % | M | A | % | OR | DR | TOT | PF | | | | | FD | BS | BA | |
| 5 | Tibet Gorener | F 30:01 | 5-11 | 3-8 | 1-2 | 1 | 6 | 7 | 2 | 6 | 14 | 2 | 1 | 0 | 0 | 0 | 0 | 0 | 0 | 0 | 0 | 0 | 27 |
| 15 | Trey Anderson | F 32:14 | 6-9 | 4-7 | 0-0 | 1 | 9 | 10 | 4 | 0 | 16 | 1 | 1 | 1 | 0 | 0 | 0 | 0 | 0 | 0 | 0 | 0 | 22 |
| 4 | Adrame Diongue | C 18:42 | 2-2 | 0-0 | 2-2 | 1 | 5 | 6 | 3 | 2 | 6 | 0 | 3 | 0 | 0 | 0 | 0 | 0 | 0 | 0 | 0 | 0 | 18 |
| 0 | Myron Amey Jr. | G 25:28 | 5-10 | 4-8 | 1-2 | 0 | 1 | 1 | 2 | 15 | 5 | 3 | 1 | 0 | 0 | 0 | 0 | 0 | 0 | 0 | 0 | 0 | 20 |
| 13 | Alvaro Cardenas | G 30:17 | 2-7 | 1-4 | 2-3 | 1 | 2 | 3 | 1 | 7 | 5 | 0 | 0 | 1 | 2 | 20 | | | | | | | 6 |
| 21 | William Humer | 08:22 | 0-0 | 0-0 | 0-0 | 1 | 1 | 1 | 4 | 0 | 0 | 0 | 1 | 1 | 0 | 0 | 0 | 0 | 0 | 0 | 0 | 0 | -6 |
| 23 | Diogo Seixas | 13:32 | 0-0 | 0-0 | 0-0 | 1 | 1 | 2 | 0 | 0 | 3 | 1 | 0 | 0 | 0 | 0 | 0 | 0 | 0 | 0 | 0 | 0 | -2 |
| 6 | Latrell Davis | 18:18 | 1-5 | 0-1 | 5-6 | 0 | 2 | 2 | 0 | 5 | 7 | 0 | 0 | 0 | 0 | 0 | 0 | 0 | 0 | 0 | 0 | 0 | 9 |
| 25 | Ryen Perry | 12:18 | 1-2 | 1-1 | 0-0 | 0 | 2 | 2 | 0 | 0 | 3 | 0 | 1 | 0 | 0 | 0 | 0 | 0 | 0 | 0 | 0 | 0 | 1 |
| 2 | Rickey Mitchell Jr. | 03:01 | 1-1 | 1-1 | 0-0 | 0 | 0 | 0 | 1 | 0 | 3 | 1 | 2 | 0 | 0 | 0 | 0 | 0 | 0 | 0 | 0 | 0 | -1 |
| 7 | Pasha Goodarzi | 02:53 | 1-1 | 1-1 | 0-0 | 0 | 0 | 0 | 0 | 0 | 3 | 0 | 0 | 0 | 0 | 0 | 0 | 0 | 0 | 0 | 0 | 0 | -1 |
| 20 | Christian Wise | 02:27 | 0-0 | 0-0 | 0-0 | 0 | 2 | 2 | 0 | 0 | 0 | 0 | 0 | 0 | 0 | 0 | 0 | 0 | 0 | 0 | 0 | 0 | 1 |
| 24 | Bennett Blackerby | 02:27 | 1-1 | 1-1 | 0-0 | 0 | 0 | 0 | 0 | 0 | 3 | 0 | 0 | 0 | 0 | 0 | 0 | 0 | 0 | 0 | 0 | 0 | 1 |
| Team | | | | | | 1 | 1 | 2 | | | | | | | | | | | | | | | |
| Totals | | | 25-49 | 16-32 | 11-15 | 5 | 32 | 37 | 18 | 19 | 77 | 17 | 16 | 3 | 5 | 4 | 24 | | | | | | |

| Shooting By Period | |
|--------------------|-------------|
| 1st FG% | 12-24 50.0% |
| 3PT% | 8-16 50.0% |
| FT% | 7-10 70% |
| 2nd FG% | 13-25 52.0% |
| 3PT% | 8-16 50.0% |
| FT% | 4-5 80% |
| GM FG% | 25-49 51.0% |
| 3PT% | 16-32 50.3% |
| FT% | 11-15 73.3% |

Dead Ball Rebounds: 2, 0

| NO. | Name | Min | FG | | | 3P | | | FT | | | Rebounds | | Fouls | | TP | AS | TO | ST | Blocks | | | +/- |
|---------------|--------------------|---------|-------|------|-------|----|----|----|----|----|----|----------|----|-------|----|----|----|----|----|--------|----|----|-----|
| | | | M | A | % | M | A | % | M | A | % | OR | DR | TOT | PF | | | | | FD | BS | BA | |
| 3 | Kyrese Mullen | F 35:39 | 2-11 | 1-7 | 2-2 | 1 | 3 | 4 | 4 | 5 | 7 | 0 | 5 | 1 | 0 | 2 | 23 | | | | | | -12 |
| 4 | Joshua Lusane | F 25:51 | 6-7 | 1-1 | 4-4 | 2 | 5 | 7 | 3 | 3 | 17 | 1 | 3 | 0 | 0 | 0 | 0 | 0 | 0 | 0 | 0 | 0 | -2 |
| 0 | Tedrick Wilcox Jr. | G 32:06 | 4-7 | 1-4 | 2-2 | 0 | 6 | 6 | 1 | 3 | 11 | 2 | 4 | 2 | 0 | 0 | 0 | 0 | 0 | 0 | 0 | 0 | -21 |
| 1 | Tristan Maxwell | G 30:28 | 1-9 | 0-0 | 0-0 | 0 | 2 | 2 | 1 | 0 | 2 | 3 | 4 | 0 | 0 | 0 | 0 | 0 | 0 | 0 | 0 | 0 | -25 |
| 11 | Amir Nesbitt | G 30:32 | 1-3 | 1-3 | 0-0 | 0 | 0 | 0 | 0 | 1 | 0 | 3 | 3 | 0 | 0 | 0 | 0 | 0 | 0 | 0 | 0 | 0 | -25 |
| 1 | Donovan Raymond | 04:15 | 0-1 | 0-0 | 0-0 | 1 | 0 | 1 | 0 | 0 | 0 | 0 | 0 | 0 | 0 | 0 | 0 | 0 | 0 | 0 | 0 | 0 | -7 |
| 21 | Ja'Von Benson | 08:53 | 2-2 | 0-0 | 2-2 | 0 | 2 | 2 | 1 | 6 | 0 | 0 | 0 | 0 | 0 | 0 | 0 | 0 | 0 | 0 | 0 | 0 | 8 |
| 24 | Ford Cooper Jr. | 17:24 | 2-4 | 0-1 | 0-0 | 1 | 1 | 2 | 0 | 0 | 4 | 0 | 2 | 0 | 0 | 0 | 0 | 0 | 0 | 0 | 0 | 0 | 8 |
| 15 | Jerry Deng | 06:38 | 1-3 | 0-1 | 0-0 | 2 | 3 | 5 | 0 | 2 | 0 | 2 | 3 | 0 | 0 | 0 | 0 | 0 | 0 | 0 | 0 | 0 | 2 |
| 23 | Daniel Banister | 08:14 | 0-2 | 0-1 | 0-0 | 0 | 0 | 0 | 0 | 0 | 1 | 0 | 0 | 0 | 0 | 0 | 0 | 0 | 0 | 0 | 0 | 0 | 2 |
| Team | | | | | | 3 | 3 | 6 | | | | | | | | | | | | | | | |
| Totals | | | 19-49 | 4-20 | 10-10 | 10 | 25 | 35 | 11 | 13 | 52 | 9 | 22 | 3 | 1 | 4 | 19 | | | | | | |

| Shooting By Period | |
|--------------------|-----------|
| 1st FG% | 12-27 44. |

2023-24 San José State Men's Basketball

22-22-22-22



Official Basketball Box Score - Final
San Jose St. at Montana
12/02/23 Dahlberg Arena, Missoula
2023-24 Men's Basketball

Game Time: 1:00 PM
Game Duration: 1:46
Attendance: 2,524



Official Basketball Box Score - Final
San Jose St. at North Dakota St.
12/04/23 Scheels Center, Fargo
2023-24 Men's Basketball

Game Time: 7:00 PM
Game Duration: 2:07
Attendance: 1,946

Officials: Chad Shepherd, Justin Albrecht, Tommy Johnson

Officials: Lewis Garrison, Todd Von Sossan, Steve McJunkins

San Jose St. - 58
Record: 5-4
Table with columns: NO. Name, Min, FG, 3P, FT, Rebounds, Fouls, TP, AS, TO, ST, Blocks, +/-

Shooting By Period
1st FG% 9-25 36.0%
3PT% 3-8 37.5%
FT% 3-7 42.9%
2nd FG% 13-25 52.0%
3PT% 2-9 22.2%
FT% 6-7 85.7%
GM FG% 22-50 44.0%
3PT% 5-17 29.4%
FT% 9-14 64.3%
Dead Ball Rebounds: 2, 0

San Jose St. - 78
Record: 5-5
Table with columns: NO. Name, Min, FG, 3P, FT, Rebounds, Fouls, TP, AS, TO, ST, Blocks, +/-

Shooting By Period
1st FG% 11-24 45.8%
3PT% 4-11 36.4%
FT% 0-3 0%
2nd FG% 17-33 51.5%
3PT% 1-8 12.5%
FT% 9-10 90%
3PT% 1-7 14.3%
OT FG% 2-7 28.6%
3PT% 0-4 0%
FT% 2-2 100%
GM FG% 31-69 44.9%
3PT% 5-23 21.7%
FT% 11-15 73.3%
Dead Ball Rebounds: 3, 0

Technical Fouls: NONE

Montana - 75
Record: 3-4
Table with columns: NO. Name, Min, FG, 3P, FT, Rebounds, Fouls, TP, AS, TO, ST, Blocks, +/-

Shooting By Period
1st FG% 16-33 48.5%
3PT% 4-10 40.0%
FT% 0-0 0%
2nd FG% 15-31 48.4%
3PT% 4-12 33.3%
FT% 5-5 100%
GM FG% 31-64 48.4%
3PT% 8-22 36.4%
FT% 5-5 100.0%
Dead Ball Rebounds: 0, 0

North Dakota St. - 83
Record: 5-4
Table with columns: NO. Name, Min, FG, 3P, FT, Rebounds, Fouls, TP, AS, TO, ST, Blocks, +/-

Shooting By Period
1st FG% 11-24 45.8%
3PT% 8-14 57.1%
FT% 6-9 66.7%
2nd FG% 13-27 48.1%
3PT% 3-8 37.5%
FT% 7-18 38.9%
OT FG% 3-6 50.0%
3PT% 1-2 50.0%
FT% 4-5 80%
GM FG% 27-57 47.4%
3PT% 12-24 50.0%
FT% 17-32 53.1%
Dead Ball Rebounds: 7, 1

Technical Fouls: NONE

Summary table with columns: SJSU, NDSU, Points from Turnovers, Paint, Second Chance, Fast Breaks, Bench

Summary table with columns: SJS, MON, Points from Turnovers, Paint, Second Chance, Fast Breaks, Bench



Official Basketball Box Score - Final
New Orleans at San Jose St.
12/09/23 Provident Credit Union Event Center, San Jose, CA
2023-24 Men's Basketball

Game Time: 2:00 PM
Game Duration: 1:51
Attendance: 1,747



Official Basketball Box Score - Final
Montana at San Jose St.
12/17/23 Provident Credit Union Event Center, San Jose
2023-24 Men's Basketball

Game Time: 2:00 PM
Game Duration: 1:43
Attendance: 1,701

Officials: Michael Scypiorski, Shawn Lehigh, Matt Ditty

Officials: Glen Mayberry, Martin Chockoi, Doug Sturdivan

New Orleans - 82
Record: 4-5
Table with columns: NO. Name, Min, FG, 3P, FT, Rebounds, Fouls, TP, AS, TO, ST, Blocks, +/-

Shooting By Period
1st FG% 18-37 48.6%
3PT% 6-11 54.5%
FT% 2-5 40%
2nd FG% 15-36 41.7%
3PT% 1-8 12.5%
FT% 7-9 77.8%
GM FG% 33-73 45.2%
3PT% 7-19 36.3%
FT% 9-14 64.3%
Dead Ball Rebounds: 1, 0

Montana - 86
Record: 6-4
Table with columns: NO. Name, Min, FG, 3P, FT, Rebounds, Fouls, TP, AS, TO, ST, Blocks, +/-

Shooting By Period
1st FG% 15-34 44.1%
3PT% 4-13 30.8%
FT% 3-6 50%
2nd FG% 13-24 54.2%
3PT% 3-10 30.0%
FT% 20-21 95.2%
GM FG% 28-58 48.3%
3PT% 7-23 30.4%
FT% 23-27 85.2%
Dead Ball Rebounds: 4, 0

Technical Fouls: NONE

San Jose St. - 87
Record: 6-5
Table with columns: NO. Name, Min, FG, 3P, FT, Rebounds, Fouls, TP, AS, TO, ST, Blocks, +/-

Shooting By Period
1st FG% 16-33 48.5%
3PT% 6-17 35.3%
FT% 2-11 18.2%
2nd FG% 17-30 56.7%
3PT% 3-9 33.3%
FT% 10-14 71.4%
GM FG% 33-63 52.4%
3PT% 9-26 34.6%
FT% 12-25 48.0%
Dead Ball Rebounds: 5, 0

San Jose St. - 75
Record: 6-6
Table with columns: NO. Name, Min, FG, 3P, FT, Rebounds, Fouls, TP, AS, TO, ST, Blocks, +/-

Shooting By Period
1st FG% 15-31 48.4%
3PT% 7-12 58.3%
FT% 3-5 60%
2nd FG% 14-34 41.2%
3PT% 4-14 28.6%
FT% 3-4 75%
GM FG% 29-65 44.6%
3PT% 11-26 42.3%
FT% 6-9 66.7%
Dead Ball Rebounds: 1, 0

Technical Fouls: Davis 1st 10:15

Summary table with columns: UNO, SJSU, Points from Turnovers, Paint, Second Chance, Fast Breaks, Bench

Summary table with columns: MONT, SJSU, Points from Turnovers, Paint, Second Chance, Fast Breaks, Bench

2023-24 San José State Men's Basketball

23-23-23-23



Official Basketball Box Score - Final
Santa Clara at San Jose St.
 12/20/23 Provident Credit Union Event Center, San Jose
 2023-24 Men's Basketball

Game Time: 7:00 PM
 Game Duration: 1:45
 Attendance: 2,135



Official Basketball Box Score - Final
San Jose St. at Wyoming
 01/02/23 Arena-Auditorium, Laramie, Wyo.
 2023-24 Men's Basketball

Game Time: 6:30 PM
 Game Duration: 1:44
 Attendance: 3,368

Officials: Tony Padilla, Gregory Nixon, DG Nelson

Officials: Gregory Nixon, Randy Richardson, DG Nelson

Santa Clara - 78 Record: 8-5

| NO. Name | Min | FG | | 3P | | FT | | Rebounds | | Fouls | | TP | AS | TO | ST | Blocks | | | +/- |
|------------------------|---------|-------|-------|------|-----|----|----|----------|----|-------|----|----|----|----|----|--------|--|--|-----|
| | | M-A | M-A | M-A | M-A | OR | DR | PF | FD | BS | BA | | | | | BL | | | |
| 14 Johnny O'Neil | F 25:44 | 2-8 | 2-7 | 0-0 | 2 | 3 | 5 | 3 | 0 | 6 | 3 | 0 | 1 | 0 | 1 | -1 | | | |
| 10 Francisco Caffaro | C 16:08 | 2-4 | 0-0 | 0-1 | 2 | 2 | 4 | 3 | 3 | 4 | 2 | 3 | 0 | 1 | 0 | -8 | | | |
| 0 Brenton Knapper | G 22:48 | 2-4 | 2-3 | 0-0 | 0 | 3 | 3 | 1 | 0 | 6 | 2 | 0 | 0 | 0 | 0 | -2 | | | |
| 4 Adama Bal | G 36:17 | 4-7 | 1-3 | 5-6 | 0 | 2 | 2 | 4 | 4 | 14 | 5 | 2 | 0 | 0 | 0 | -3 | | | |
| 22 Carlos Marshall Jr. | G 35:29 | 10-19 | 9-14 | 0-0 | 2 | 3 | 5 | 1 | 0 | 29 | 6 | 2 | 0 | 0 | 1 | 2 | | | |
| 21 Camaron Tongue | F 17:15 | 5-7 | 0-0 | 1-2 | 1 | 2 | 3 | 5 | 5 | 11 | 0 | 3 | 0 | 0 | 0 | 9 | | | |
| 1 Tyreee Bryan | 23:11 | 2-6 | 0-2 | 1 | 4 | 5 | 1 | 1 | 1 | 4 | 0 | 1 | 0 | 1 | 0 | -7 | | | |
| 44 Jake Ensinger | 14:16 | 0-1 | 0-1 | 0-0 | 0 | 2 | 2 | 2 | 0 | 0 | 0 | 1 | 1 | 0 | 0 | -2 | | | |
| 3 Kosy Akametu | 02:20 | 0-0 | 0-0 | 0-0 | 0 | 0 | 0 | 0 | 0 | 0 | 0 | 1 | 1 | 0 | 0 | -7 | | | |
| 20 Luke McEldon | 06:32 | 2-2 | 0-0 | 0-0 | 1 | 0 | 1 | 0 | 0 | 4 | 0 | 1 | 0 | 0 | 0 | -2 | | | |
| Team | | | | | 0 | 2 | 2 | | | 0 | 0 | | | | | | | | |
| Totals | | 29-58 | 14-30 | 6-10 | 9 | 23 | 32 | 20 | 13 | 78 | 18 | 14 | 2 | 2 | 2 | -3 | | | |

Shooting By Period

| | | |
|---------|-------|-------|
| 1st FG% | 14-30 | 46.7% |
| 3PT% | 8-16 | 50.0% |
| FT% | 3-6 | 50% |
| 2nd FG% | 15-28 | 53.6% |
| 3PT% | 6-14 | 42.9% |
| FT% | 3-4 | 75% |
| GM FG% | 29-58 | 50.0% |
| 3PT% | 14-30 | 46.7% |
| FT% | 6-10 | 60.0% |

Dead Ball Rebounds: 1, 0

San Jose St. - 73 Record: 7-7 (0-1)

| NO. Name | Min | FG | | 3P | | FT | | Rebounds | | Fouls | | TP | AS | TO | ST | Blocks | | | +/- |
|-----------------------|---------|-------|-------|------|-----|----|----|----------|----|-------|----|----|----|----|----|--------|--|--|-----|
| | | M-A | M-A | M-A | M-A | OR | DR | PF | FD | BS | BA | | | | | BL | | | |
| 5 Tibet Gorener | F 32:58 | 5-9 | 3-5 | 3-4 | 2 | 4 | 6 | 1 | 4 | 16 | 0 | 3 | 1 | 1 | 1 | 0 | | | |
| 15 Trey Anderson | F 32:07 | 3-6 | 1-3 | 3-4 | 0 | 5 | 5 | 1 | 2 | 10 | 0 | 3 | 0 | 0 | 0 | -6 | | | |
| 4 Adrame Diongue | C 17:47 | 1-4 | 0-0 | 0-0 | 1 | 0 | 1 | 1 | 2 | 2 | 0 | 0 | 0 | 0 | 0 | -2 | | | |
| 0 Myron Arney Jr. | G 26:48 | 2-8 | 2-6 | 0-0 | 0 | 4 | 4 | 3 | 0 | 6 | 2 | 1 | 0 | 0 | 0 | -13 | | | |
| 13 Alvaro Cardenas | G 38:42 | 8-13 | 4-5 | 1-2 | 7 | 9 | 1 | 3 | 21 | 4 | 0 | 1 | 0 | 0 | 1 | 0 | | | |
| 6 Latrell Davis | 11:33 | 0-3 | 0-2 | 0-0 | 0 | 1 | 1 | 1 | 0 | 0 | 1 | 1 | 0 | 0 | 0 | 2 | | | |
| 21 William Humer | 13:59 | 3-5 | 1-3 | 0-0 | 1 | 2 | 3 | 4 | 0 | 7 | 1 | 2 | 0 | 0 | 0 | 2 | | | |
| 23 Diogo Seixas | 04:54 | 1-1 | 1-1 | 0-0 | 0 | 0 | 0 | 0 | 3 | 0 | 3 | 0 | 1 | 0 | 0 | -4 | | | |
| 1 Garrett Anderson | 14:26 | 2-8 | 0-1 | 2-2 | 0 | 3 | 3 | 0 | 1 | 6 | 0 | 0 | 0 | 0 | 0 | -4 | | | |
| 2 Rickey Mitchell Jr. | 06:46 | 1-2 | 0-1 | 0-0 | 2 | 1 | 3 | 2 | 2 | 1 | 0 | 1 | 0 | 0 | 1 | 0 | | | |
| Team | | | | | 2 | 2 | 2 | | 0 | 0 | | | | | | | | | |
| Totals | | 26-59 | 12-31 | 9-12 | 10 | 27 | 37 | 17 | 10 | 73 | 9 | 11 | 2 | 7 | 1 | -2 | | | |

Shooting By Period

| | | |
|---------|-------|-------|
| 1st FG% | 18-35 | 51.4% |
| 3PT% | 9-18 | 50.0% |
| FT% | 2-2 | 100% |
| 2nd FG% | 8-24 | 33.3% |
| 3PT% | 3-13 | 23.1% |
| FT% | 7-10 | 70% |
| GM FG% | 26-59 | 44.1% |
| 3PT% | 12-31 | 38.7% |
| FT% | 9-12 | 75.0% |

Dead Ball Rebounds: 0, 0

Technical Fouls: NONE

Technical Fouls: NONE

San Jose St. - 81 Record: 7-6

| NO. Name | Min | FG | | 3P | | FT | | Rebounds | | Fouls | | TP | AS | TO | ST | Blocks | | | +/- |
|--------------------|---------|-------|------|-------|-----|----|----|----------|----|-------|----|----|----|----|----|--------|---|--|-----|
| | | M-A | M-A | M-A | M-A | OR | DR | PF | FD | BS | BA | | | | | BL | | | |
| 5 Tibet Gorener | F 37:00 | 4-8 | 2-5 | 2-2 | 0 | 4 | 4 | 1 | 2 | 12 | 1 | 2 | 1 | 0 | 0 | 0 | | | |
| 21 William Humer | F 11:30 | 0-0 | 0-0 | 2-2 | 1 | 0 | 1 | 5 | 1 | 2 | 0 | 0 | 0 | 0 | 0 | 17 | | | |
| 0 Myron Arney Jr. | G 38:41 | 6-13 | 3-9 | 2-2 | 0 | 9 | 9 | 0 | 3 | 17 | 5 | 0 | 4 | 1 | 0 | 2 | | | |
| 6 Latrell Davis | G 25:56 | 3-7 | 1-3 | 5-6 | 3 | 4 | 7 | 1 | 4 | 12 | 3 | 0 | 2 | 0 | 1 | -5 | | | |
| 13 Alvaro Cardenas | G 40:00 | 5-14 | 2-6 | 2-2 | 0 | 0 | 0 | 0 | 4 | 14 | 10 | 1 | 0 | 0 | 0 | -4 | | | |
| 4 Adrame Diongue | 18:21 | 4-5 | 0-0 | 2-4 | 0 | 2 | 2 | 3 | 5 | 10 | 0 | 3 | 0 | 1 | 1 | -14 | | | |
| 1 Garrett Anderson | 18:24 | 2-4 | 1-3 | 0-0 | 1 | 2 | 3 | 1 | 0 | 5 | 1 | 0 | 1 | 0 | 0 | 10 | | | |
| 23 Diogo Seixas | 09:57 | 4-5 | 0-0 | 1-1 | 0 | 0 | 0 | 0 | 2 | 1 | 9 | 1 | 1 | 0 | 0 | 0 | 2 | | |
| Team | | | | | 1 | 2 | 3 | | 0 | 0 | | | | | | | | | |
| Totals | | 28-56 | 9-26 | 16-19 | 6 | 23 | 29 | 13 | 20 | 81 | 21 | 7 | 8 | 2 | 2 | 3 | | | |

Shooting By Period

| | | |
|---------|-------|-------|
| 1st FG% | 16-29 | 55.2% |
| 3PT% | 5-12 | 41.7% |
| FT% | 5-6 | 83.3% |
| 2nd FG% | 12-27 | 44.4% |
| 3PT% | 4-14 | 28.6% |
| FT% | 11-13 | 84.6% |
| GM FG% | 28-56 | 50.0% |
| 3PT% | 9-26 | 34.6% |
| FT% | 16-19 | 84.2% |

Dead Ball Rebounds: 2, 0

Wyoming - 75 Record: 8-6 (1-0)

| NO. Name | Min | FG | | 3P | | FT | | Rebounds | | Fouls | | TP | AS | TO | ST | Blocks | | | +/- |
|-------------------|---------|-------|------|-------|-----|----|----|----------|----|-------|----|----|----|----|----|--------|--|--|-----|
| | | M-A | M-A | M-A | M-A | OR | DR | PF | FD | BS | BA | | | | | BL | | | |
| 33 Mason Walters | F 35:41 | 2-5 | 0-1 | 4-4 | 0 | 5 | 5 | 1 | 3 | 8 | 3 | 1 | 2 | 0 | 0 | 6 | | | |
| 44 Caden Powell | F 15:01 | 2-6 | 0-0 | 4-4 | 1 | 1 | 2 | 4 | 2 | 8 | 1 | 1 | 1 | 1 | 1 | -6 | | | |
| 1 Brendan Griffin | G 34:30 | 1-6 | 0-3 | 0-0 | 1 | 3 | 4 | 3 | 1 | 2 | 0 | 1 | 0 | 0 | 1 | 5 | | | |
| 3 Sam Grizzell | G 36:15 | 10-20 | 2-5 | 1-2 | 0 | 6 | 6 | 0 | 1 | 23 | 2 | 2 | 1 | 0 | 2 | 4 | | | |
| 13 Akuel Kot | G 33:19 | 4-8 | 2-3 | 4-5 | 1 | 3 | 4 | 1 | 5 | 14 | 2 | 0 | 1 | 0 | 1 | 3 | | | |
| 15 Oleg Kojenets | 19:25 | 5-12 | 0-0 | 8-8 | 2 | 3 | 5 | 1 | 4 | 18 | 0 | 1 | 0 | 1 | 2 | 4 | | | |
| 2 Kobe Newton | 22:58 | 0-0 | 0-0 | 2-2 | 0 | 3 | 3 | 0 | 1 | 2 | 2 | 0 | 0 | 0 | 0 | -1 | | | |
| 5 Cam Nanyawu | 02:51 | 0-0 | 0-0 | 0-0 | 0 | 0 | 0 | 0 | 0 | 0 | 0 | 0 | 0 | 0 | 0 | -5 | | | |
| Team | | | | | 2 | 2 | 4 | | 0 | 0 | | | | | | | | | |
| Totals | | 24-57 | 4-12 | 23-25 | 7 | 26 | 33 | 10 | 17 | 75 | 10 | 5 | 6 | 1 | 7 | 2 | | | |

Shooting By Period

| | | |
|---------|-------|-------|
| 1st FG% | 8-27 | 29.6% |
| 3PT% | 1-5 | 20.0% |
| FT% | 18-19 | 94.7% |
| 2nd FG% | 16-30 | 53.3% |
| 3PT% | 3-7 | 42.9% |
| FT% | 5-6 | 83.3% |
| GM FG% | 24-57 | 42.1% |
| 3PT% | 4-12 | 33.3% |
| FT% | 23-25 | 92.0% |

Dead Ball Rebounds: 1, 0

Technical Fouls: NONE

Technical Fouls: NONE

| SCU | SJSU | Points from Turnovers | SCU | SJSU | Period by Period Scoring | | |
|---------------|----------------|-----------------------|-----|------|--------------------------|-----|-----|
| | | | | | 1st | 2nd | TOT |
| 5 (1st 13:30) | 11 (2nd 16:42) | 12 | 23 | | | | |
| 8 (2nd 7:34) | 11 (2nd 16:42) | 30 | 34 | | | | |
| 8 | 9 | 39 | 39 | 78 | | | |
| 7 | 6 | 13 | 13 | | | | |
| 04:45 | 31:56 | 19 | 24 | 42 | 39 | 81 | |

| SJS | WYO | Points from Turnovers | SJS | WYO | Period by Period Scoring | | |
|---------------|---------------|-----------------------|-----|-----|--------------------------|-----|-----|
| | | | | | 1st | 2nd | TOT |
| 17 (1st 3:54) | 2 (2nd 4:24) | 4 | 8 | | | | |
| 12 (1st 7:01) | 6 (1st 16:08) | 20 | 36 | | | | |
| 3 | 7 | 12 | 7 | 35 | 26 | 73 | |
| 5 | 6 | 6 | 6 | | | | |
| 34:12 | 00:40 | 18 | 20 | 35 | 40 | 75 | |



Official Basketball Box Score - Final
Boise St. at San Jose St.
 01/05/24 Provident Credit Union Event Center, San Jose
 2023-24 Men's Basketball

Game Time: 7:30 PM
 Game Duration: 1:54
 Attendance: 2,287



Official Basketball Box Score - Final
San Diego St. at San Jose St.
 01/09/24 Provident Credit Union Event Center, San Jose
 2023-24 Men's Basketball

Game Time: 8:00 PM
 Game Duration: 2:11
 Attendance: 4,299

Officials: Randy McCall, Michael Reed, Kipp Kissinger

Officials: Verne Harris, Courtney Holmes, Frank Harvery

Boise St. - 78 Record: 10-4 (1-0)

| NO. Name | Min | FG | | 3P | | FT | | Rebounds | | Fouls | | TP | AS | TO | ST | Blocks | | | +/- |
|-------------------|---------|-------|-----|------|-----|----|----|----------|----|-------|----|----|----|----|----|--------|--|--|-----|
| | | M-A | M-A | M-A | M-A | OR | DR | PF | FD | BS | BA | | | | | BL | | | |
| 1 O'Mar Stanley | F 32:07 | 11-17 | 0-1 | 8-10 | 5 | 6 | 11 | 2 | 5 | 30 | 3 | 1 | 0 | 0 | 2 | 11 | | | |
| 2 Tyson Degenhart | F 36:36 | 8-15 | 2-2 | 3-4 | 3 | 3 | 6 | 1 | 4 | 21 | 1 | 0 | 1 | 0 | 1 | 11 | | | |

2023-24 San José State Men's Basketball

24-24-24-24



Official Basketball Box Score - Final
San Jose St. at Air Force
 01/19/24 Clune Arena, U.S. Air Force Academy
 2023-24 Men's Basketball

Game Time: 7:30 PM
 Game Duration: 1:43
 Attendance: 1,804



Official Basketball Box Score - Final
San Jose St. at Fresno St.
 01/19/24 Sage Mart Center, Fresno
 2023-24 Men's Basketball

Game Time: 7:00 PM
 Game Duration: 1:40
 Attendance: 3,146

Officials: Wilson Holland, Doran Gotschall, Layne Barney

Officials: Michael Reed, Michael Inverg, Mike Littlewood

San Jose St. - 70 Record: 8-9 (1-3)

| NO. Name | Min | FG | | 3P | | FT | | Rebounds | | Fouls | | TP | AS | TO | ST | Blocks | | +/- |
|-----------------------|---------|-------|------|-----|-----|----|----|----------|----|-------|----|----|----|----|----|--------|--|-----|
| | | M-A | M-A | M-A | M-A | OR | DR | PF | FD | BS | BA | | | | | | | |
| 5 Tibet Gorener | F 34:03 | 5-13 | 2-6 | 3-4 | 2 | 3 | 5 | 3 | 2 | 15 | 1 | 0 | 0 | 0 | 1 | -2 | | |
| 15 Trey Anderson | F 14:60 | 2-2 | 1-1 | 0-0 | 1 | 1 | 2 | 5 | 0 | 5 | 0 | 0 | 1 | 0 | 0 | -6 | | |
| 4 Adrame Diongue | C 14:46 | 2-2 | 0-0 | 0-0 | 3 | 0 | 3 | 0 | 2 | 4 | 0 | 2 | 0 | 0 | 0 | 0 | | |
| 0 Myron Arney Jr. | G 36:51 | 5-12 | 2-4 | 4-4 | 0 | 9 | 9 | 0 | 6 | 16 | 2 | 1 | 1 | 1 | 2 | -3 | | |
| 13 Alvaro Cardenas | G 38:22 | 5-11 | 1-3 | 0-0 | 4 | 4 | 1 | 1 | 11 | 9 | 0 | 1 | 1 | 1 | 2 | 0 | | |
| 23 Diogo Seixas | 15:40 | 2-3 | 2-3 | 0-0 | 2 | 2 | 3 | 0 | 6 | 0 | 1 | 0 | 0 | 0 | 0 | -2 | | |
| 1 Garrett Anderson | 20:04 | 3-8 | 0-3 | 0-0 | 0 | 1 | 1 | 1 | 3 | 6 | 0 | 1 | 0 | 0 | 1 | 11 | | |
| 6 Latrell Davis | 12:35 | 2-3 | 0-1 | 0-0 | 0 | 1 | 1 | 0 | 4 | 0 | 1 | 0 | 0 | 0 | 0 | 7 | | |
| 21 William Humer | 03:43 | 0-0 | 0-0 | 0-0 | 0 | 1 | 1 | 1 | 0 | 0 | 0 | 1 | 0 | 0 | 0 | 2 | | |
| 2 Rickey Mitchell Jr. | 08:57 | 1-2 | 1-2 | 0-0 | 0 | 0 | 0 | 1 | 0 | 3 | 0 | 0 | 0 | 0 | 0 | 8 | | |
| Team | | | | | 3 | 0 | 3 | | | | 0 | | | | | | | |
| Totals | | 27-56 | 9-23 | 7-8 | 9 | 22 | 31 | 16 | 11 | 70 | 12 | 7 | 3 | 4 | 6 | 3 | | |

Shooting By Period

| | | |
|---------|-------|-------|
| 1st FG% | 18-29 | 62.1% |
| 3PT% | 5-10 | 50.0% |
| FT% | 5-6 | 83.3% |
| 2nd FG% | 9-27 | 33.3% |
| 3PT% | 4-13 | 30.8% |
| FT% | 2-2 | 100% |
| GM FG% | 27-56 | 48.2% |
| 3PT% | 9-23 | 39.1% |
| FT% | 7-8 | 87.5% |

Dead Ball Rebounds: 1, 0

San Jose St. - 82 Record: 8-10 (1-4)

| NO. Name | Min | FG | | 3P | | FT | | Rebounds | | Fouls | | TP | AS | TO | ST | Blocks | | +/- |
|-----------------------|---------|-------|-------|-----|-----|----|----|----------|----|-------|----|----|----|----|----|--------|--|-----|
| | | M-A | M-A | M-A | M-A | OR | DR | PF | FD | BS | BA | | | | | | | |
| 5 Tibet Gorener | F 38:16 | 12-17 | 7-9 | 1-2 | 3 | 2 | 5 | 1 | 1 | 32 | 1 | 2 | 0 | 0 | 1 | 2 | | |
| 15 Trey Anderson | F 34:33 | 8-12 | 5-5 | 0-0 | 3 | 3 | 6 | 1 | 1 | 21 | 0 | 1 | 1 | 0 | 0 | 6 | | |
| 4 Adrame Diongue | C 18:07 | 1-3 | 0-0 | 0-0 | 3 | 6 | 9 | 4 | 2 | 2 | 1 | 0 | 0 | 0 | 3 | 0 | | |
| 0 Myron Arney Jr. | G 35:37 | 4-12 | 3-5 | 2-3 | 0 | 4 | 4 | 3 | 1 | 13 | 4 | 2 | 0 | 0 | 1 | 3 | | |
| 13 Alvaro Cardenas | G 35:04 | 3-10 | 1-4 | 0-0 | 2 | 1 | 3 | 2 | 1 | 7 | 6 | 3 | 1 | 0 | 0 | -7 | | |
| 6 Latrell Davis | 08:27 | 0-2 | 0-0 | 0-2 | 1 | 2 | 3 | 2 | 1 | 0 | 0 | 1 | 0 | 0 | 0 | -12 | | |
| 23 Diogo Seixas | 19:27 | 3-7 | 1-3 | 0-0 | 1 | 1 | 2 | 1 | 1 | 7 | 3 | 0 | 1 | 0 | 1 | -4 | | |
| 1 Garrett Anderson | 02:46 | 0-1 | 0-1 | 0-0 | 0 | 0 | 0 | 0 | 0 | 0 | 0 | 0 | 0 | 0 | 0 | -8 | | |
| 21 William Humer | 03:30 | 0-2 | 0-2 | 0-0 | 1 | 1 | 2 | 0 | 1 | 0 | 0 | 0 | 0 | 0 | 0 | -6 | | |
| 2 Rickey Mitchell Jr. | 04:13 | 0-0 | 0-0 | 0-0 | 0 | 0 | 0 | 0 | 0 | 0 | 0 | 0 | 0 | 0 | 0 | 4 | | |
| Team | | | | | 0 | 2 | 2 | | | | 0 | | | | | | | |
| Totals | | 31-66 | 17-29 | 3-7 | 14 | 22 | 36 | 14 | 9 | 82 | 15 | 9 | 4 | 4 | 4 | 3 | | |

Shooting By Period

| | | |
|---------|-------|-------|
| 1st FG% | 15-32 | 46.9% |
| 3PT% | 9-17 | 52.9% |
| FT% | 1-2 | 50% |
| 2nd FG% | 16-34 | 47.1% |
| 3PT% | 8-12 | 66.7% |
| FT% | 2-5 | 40% |
| GM FG% | 31-66 | 47.0% |
| 3PT% | 17-29 | 58.6% |
| FT% | 3-7 | 42.9% |

Dead Ball Rebounds: 2, 0

Air Force - 67 Record: 7-8 (0-3)

| NO. Name | Min | FG | | 3P | | FT | | Rebounds | | Fouls | | TP | AS | TO | ST | Blocks | | +/- |
|--------------------|---------|-------|------|------|-----|----|----|----------|----|-------|----|----|----|----|----|--------|--|-----|
| | | M-A | M-A | M-A | M-A | OR | DR | PF | FD | BS | BA | | | | | | | |
| 14 Beau Becker | F 35:33 | 6-11 | 3-7 | 3-4 | 2 | 5 | 7 | 1 | 3 | 18 | 2 | 0 | 0 | 2 | 0 | -7 | | |
| 31 Rytis Petrailis | F 32:50 | 5-8 | 1-1 | 4-9 | 0 | 7 | 7 | 2 | 11 | 15 | 4 | 3 | 1 | 1 | 0 | 9 | | |
| 5 Ethan Taylor | G 37:47 | 7-12 | 5-8 | 0-0 | 1 | 2 | 0 | 0 | 19 | 0 | 0 | 0 | 1 | 2 | -3 | | | |
| 23 Kellan Boylan | G 24:59 | 2-2 | 0-0 | 1-1 | 0 | 2 | 2 | 4 | 1 | 5 | 1 | 1 | 0 | 1 | 0 | -10 | | |
| 24 Jeffrey Mills | G 33:29 | 1-8 | 0-3 | 0-0 | 0 | 0 | 0 | 1 | 1 | 2 | 5 | 1 | 0 | 0 | 1 | -5 | | |
| 11 Byron Brown | 15:40 | 1-1 | 0-0 | 0-0 | 0 | 1 | 1 | 1 | 0 | 2 | 2 | 0 | 0 | 0 | 0 | -6 | | |
| 3 Luke Kearney | 04:27 | 2-4 | 0-2 | 0-0 | 0 | 0 | 0 | 1 | 0 | 4 | 0 | 0 | 0 | 1 | 1 | 4 | | |
| 13 Chase Beasley | 15:15 | 1-2 | 0-0 | 0-0 | 2 | 2 | 4 | 1 | 0 | 2 | 0 | 0 | 0 | 0 | 0 | 3 | | |
| Team | | | | | 0 | 2 | 2 | | | | 0 | | | | | | | |
| Totals | | 25-48 | 9-21 | 8-14 | 5 | 20 | 25 | 11 | 16 | 67 | 14 | 7 | 2 | 6 | 4 | -3 | | |

Shooting By Period

| | | |
|---------|-------|-------|
| 1st FG% | 13-24 | 54.2% |
| 3PT% | 4-10 | 40.0% |
| FT% | 3-7 | 42.9% |
| 2nd FG% | 12-24 | 50.0% |
| 3PT% | 5-11 | 45.5% |
| FT% | 5-7 | 71.4% |
| GM FG% | 25-48 | 52.1% |
| 3PT% | 9-21 | 42.9% |
| FT% | 8-14 | 57.1% |

Dead Ball Rebounds: 2, 0

Fresno St. - 85 Record: 8-9 (1-3)

| NO. Name | Min | FG | | 3P | | FT | | Rebounds | | Fouls | | TP | AS | TO | ST | Blocks | | +/- |
|-------------------|---------|-------|-------|------|-----|----|----|----------|----|-------|----|----|----|----|----|--------|--|-----|
| | | M-A | M-A | M-A | M-A | OR | DR | PF | FD | BS | BA | | | | | | | |
| 35 Eduardo Andre | F 15:35 | 2-3 | 0-0 | 0-1 | 1 | 2 | 3 | 3 | 1 | 4 | 0 | 3 | 1 | 1 | 1 | 9 | | |
| 13 Enoch Boakye | C 27:25 | 5-7 | 0-0 | 0-0 | 2 | 11 | 13 | 0 | 1 | 10 | 1 | 1 | 1 | 3 | 1 | -7 | | |
| 3 Isaiah Hill | G 36:52 | 7-13 | 5-8 | 5-5 | 1 | 5 | 6 | 1 | 5 | 24 | 9 | 0 | 0 | 0 | 0 | 9 | | |
| 11 Isaiiah Pope | G 30:26 | 4-8 | 1-1 | 3-4 | 0 | 1 | 1 | 1 | 2 | 12 | 1 | 1 | 1 | 0 | 0 | -11 | | |
| 53 Xavier DuSelle | G 20:30 | 4-10 | 3-8 | 0-0 | 1 | 0 | 1 | 2 | 0 | 11 | 0 | 0 | 0 | 0 | 1 | 3 | | |
| 23 Leo Colimero | 26:59 | 2-3 | 0-1 | 0-0 | 0 | 1 | 1 | 1 | 1 | 4 | 1 | 0 | 1 | 0 | 0 | 11 | | |
| 0 Donovan Yap Jr. | 27:34 | 6-11 | 1-5 | 0-0 | 0 | 2 | 2 | 0 | 3 | 13 | 1 | 2 | 0 | 0 | 0 | -5 | | |
| 5 Jalen Weaver | 14:39 | 3-5 | 1-2 | 0-0 | 1 | 0 | 1 | 1 | 1 | 7 | 2 | 0 | 0 | 0 | 0 | 6 | | |
| Team | | | | | 0 | 1 | | | | | 0 | | | | | | | |
| Totals | | 33-60 | 11-25 | 8-10 | 6 | 23 | 29 | 9 | 14 | 85 | 15 | 7 | 4 | 4 | 4 | 3 | | |

Shooting By Period

| | | |
|---------|-------|-------|
| 1st FG% | 18-32 | 56.3% |
| 3PT% | 3-10 | 30.0% |
| FT% | 0-1 | 0% |
| 2nd FG% | 15-28 | 53.6% |
| 3PT% | 8-15 | 53.3% |
| FT% | 9-9 | 88.9% |
| GM FG% | 33-60 | 55.0% |
| 3PT% | 11-25 | 44.0% |
| FT% | 8-10 | 80.0% |

Dead Ball Rebounds: 1, 0

| | | |
|------------------|---------------|----------------|
| Biggest lead | 15 (1st 0:14) | 5 (2nd 2:22) |
| Best Scoring Run | 6 (2nd 1:19) | 11 (2nd 14:13) |
| Lead Changes | 5 | |
| Times Tied | 4 | |
| Time with Lead | 34:20 | 04:23 |

| | | |
|-----------------------|--------|------|
| Points from Turnovers | SJSU 5 | AF 4 |
| Paint | 34 | 30 |
| Second Chance | 12 | 3 |
| Fast Breaks | 2 | 2 |
| Bench | 19 | 8 |

| | | | |
|--------------------------|-----|-----|-----|
| Period by Period Scoring | 1st | 2nd | TOT |
| SJSU | 46 | 24 | 70 |
| AF | 33 | 34 | 67 |

| | | |
|------------------|---------------|---------------|
| Biggest lead | 5 (2nd 18:12) | 11 (1st 9:08) |
| Best Scoring Run | 6 (1st 1:10) | 8 (1st 10:36) |
| Lead Changes | 22 | |
| Times Tied | 5 | |
| Time with Lead | 11:17 | 26:08 |

| | | |
|-----------------------|-------|-------|
| Points from Turnovers | SJS 8 | FST 9 |
| Paint | 24 | 40 |
| Second Chance | 19 | 9 |
| Fast Breaks | 0 | 9 |
| Bench | 7 | 24 |

| | | | |
|--------------------------|-----|-----|-----|
| Period by Period Scoring | 1st | 2nd | TOT |
| SJS | 40 | 42 | 82 |
| FST | 39 | 46 | 85 |



Official Basketball Box Score - Final
New Mexico at San Jose St.
 01/24/24 Provident Credit Union Event Center, San Jose
 2023-24 Men's Basketball

Game Time: 8:00 PM
 Game Duration: 1:48
 Attendance: 3,118



Official Basketball Box Score - Final
UNLV at San Jose St.
 01/27/24 Provident Credit Union Event Center, San Jose
 2023-24 Men's Basketball

Game Time: 6:00 PM
 Game Duration: 1:46
 Attendance: 2,982

Officials: Verne Harris, Frank Harvey III, Janetta Graham

Officials: Kevin Brill, Michael Greenstein, Mark Fulton

New Mexico - 95 Record: 17-3 (5-2)

| NO. Name | Min | FG | | 3P | | FT | | Rebounds | | Fouls | | TP | AS | TO | ST | Blocks | | +/- |
|-----------------------|---------|------|-----|------|-----|----|----|----------|----|-------|----|----|----|----|----|--------|--|-----|
| | | M-A | M-A | M-A | M-A | OR | DR | PF | FD | BS | BA | | | | | | | |
| 15 JT Toppin | F 31:26 | 5-11 | 0-1 | 4-5 | 3 | 7 | 10 | 3 | 3 | 14 | 2 | 2 | 0 | 5 | 3 | 30 | | |
| 23 Nelly Joseph | F 27:10 | 2-3 | 0-0 | 6-10 | 0 | 2 | 7 | 2 | 5 | 10 | 1 | 1 | 4 | 0 | 0 | 15 | | |
| 2 Donovan Dent | G 29:53 | 7-14 | 2-3 | 1-2 | 0 | 0 | 0 | 0 | 1 | 17 | 6 | 0 | 3 | 0 | 1 | 22 | | |
| 5 Jamal Mashburn, Jr. | G 34:25 | 7-11 | 2-3 | 1-1 | 0 | 4 | 4 | 1 | 1 | 17 | 2 | 1 | 0 | 0 | 0 | 19 | | |
| 10 Jaalen House | G 32:16 | 6-15 | 3-7 | 3-4 | 1 | 2 | 3 | 1 | 2 | 18 | 4 | 0 | 2 | | | | | |

2023-24 San José State Men's Basketball

25-25-25-25



Official Basketball Box Score - Final
San Jose State at #17 Utah State
 01/30/24 Dee Glen Smith Spectrum, Logan, Utah
 2023-24 Men's Basketball

Game Time: 7:00 PM
 Game Duration: 1:46
 Attendance: 8,599



Official Basketball Box Score - Final
San Jose St. at Nevada
 02/02/24 Lawlor Events Center, Reno
 2023-24 Men's Basketball

Game Time: 8:00 PM
 Game Duration: 1:55
 Attendance: 8,512

Officials: Randy McCall, Greg Nixon, DG Nelson

Officials: Verne Harris, Kip Kissinger, Michael Irving

| San Jose State - 61 | | Record: 8-13 (1-7) | | | | | | | | | | | | | | | |
|---------------------|---------------------|--------------------|-------|------|------|-----------|-------|----|----|----|----|--------|----|---|---|-----|-----|
| NO. | Name | Min | FG | 3P | FT | Rebounds | Fouls | TP | AS | TO | ST | Blocks | + | - | | | |
| | | | M-A | M-A | M-A | OR DR TOT | PF FD | | | | | BS BA | | | | | |
| 5 | Tibet Gorener | F 30:00 | 3-10 | 1-5 | 2-2 | 0 | 1 | 1 | 2 | 9 | 0 | 0 | 1 | 0 | 2 | -17 | |
| 15 | Trey Anderson | F 30:01 | 2-8 | 1-3 | 2-2 | 1 | 3 | 4 | 2 | 2 | 7 | 0 | 0 | 0 | 0 | -14 | |
| 4 | Adrame Diongue | C 17:06 | 3-4 | 0-0 | 0-0 | 0 | 2 | 2 | 4 | 1 | 6 | 0 | 0 | 0 | 0 | -16 | |
| 0 | Myron Amey Jr. | G 34:03 | 6-18 | 1-7 | 1-1 | 2 | 5 | 7 | 0 | 2 | 14 | 2 | 3 | 2 | 0 | -14 | |
| 13 | Alvaro Cardenas | G 35:17 | 5-11 | 1-3 | 0-0 | 0 | 1 | 1 | 2 | 11 | 5 | 4 | 1 | 0 | 0 | -18 | |
| 23 | Diogo Seixas | 09:37 | 1-1 | 0-0 | 1-1 | 0 | 0 | 0 | 3 | 1 | 3 | 1 | 1 | 1 | 0 | 0 | |
| 1 | Garrett Anderson | 08:34 | 0-2 | 0-0 | 0-0 | 0 | 0 | 0 | 1 | 0 | 0 | 0 | 0 | 0 | 0 | -11 | |
| 2 | Rickey Mitchell Jr. | 11:52 | 1-2 | 1-2 | 0-0 | 0 | 0 | 0 | 0 | 3 | 1 | 1 | 0 | 0 | 0 | -15 | |
| 20 | Christian Wise | 14:57 | 1-2 | 0-0 | 1-2 | 3 | 4 | 7 | 4 | 3 | 3 | 1 | 0 | 0 | 0 | -4 | |
| 6 | Latrell Davis | 06:53 | 2-3 | 0-1 | 1-2 | 0 | 1 | 1 | 0 | 2 | 5 | 1 | 0 | 0 | 0 | 0 | |
| 24 | Bennett Blackerby | 01:40 | 0-0 | 0-0 | 0-0 | 0 | 0 | 0 | 0 | 0 | 0 | 0 | 0 | 0 | 0 | 2 | |
| Team | | | | | | 1 | 1 | 2 | | | | | | | | | |
| Totals | | | 24-61 | 5-23 | 8-10 | 7 | 18 | 25 | 16 | 15 | 61 | 11 | 10 | 8 | 1 | 3 | -21 |

| Shooting By Period | |
|--------------------|-------------|
| 1st FG% | 11-30 36.7% |
| 3PT% | 3-14 21.4% |
| FT% | 5-5 100% |
| 2nd FG% | 13-31 41.9% |
| 3PT% | 2-9 22.2% |
| FT% | 3-5 60% |
| GM FG% | 24-61 39.3% |
| 3PT% | 5-23 21.7% |
| FT% | 8-10 80.0% |

Dead Ball Rebounds: 0, 0

| San Jose St. - 60 | | Record: 9-14 (1-8) | | | | | | | | | | | | | | | |
|-------------------|---------------------|--------------------|-------|------|-----|-----------|-------|----|----|----|----|--------|----|---|---|-----|-----|
| NO. | Name | Min | FG | 3P | FT | Rebounds | Fouls | TP | AS | TO | ST | Blocks | + | - | | | |
| | | | M-A | M-A | M-A | OR DR TOT | PF FD | | | | | BS BA | | | | | |
| 5 | Tibet Gorener | F 17:11 | 2-10 | 1-6 | 0-0 | 2 | 1 | 3 | 2 | 1 | 5 | 0 | 1 | 0 | 0 | -23 | |
| 15 | Trey Anderson | F 22:21 | 4-11 | 2-6 | 1-1 | 0 | 0 | 0 | 3 | 1 | 11 | 2 | 0 | 0 | 1 | -13 | |
| 4 | Adrame Diongue | C 12:45 | 1-3 | 0-0 | 0-0 | 2 | 4 | 6 | 4 | 1 | 2 | 1 | 1 | 0 | 0 | -11 | |
| 0 | Myron Amey Jr. | G 24:58 | 4-10 | 1-7 | 1-2 | 0 | 5 | 5 | 1 | 2 | 10 | 4 | 4 | 0 | 0 | -33 | |
| 13 | Alvaro Cardenas | G 30:49 | 5-9 | 3-4 | 1-2 | 2 | 1 | 3 | 2 | 4 | 14 | 3 | 1 | 1 | 0 | -26 | |
| 23 | Diogo Seixas | 11:29 | 0-1 | 0-1 | 0-0 | 0 | 1 | 1 | 2 | 0 | 0 | 0 | 1 | 1 | 0 | -18 | |
| 1 | Garrett Anderson | 14:15 | 0-3 | 0-0 | 0-0 | 0 | 1 | 1 | 3 | 0 | 0 | 0 | 0 | 0 | 0 | -15 | |
| 20 | Christian Wise | 21:27 | 2-2 | 0-0 | 0-0 | 2 | 4 | 6 | 4 | 0 | 4 | 0 | 1 | 1 | 2 | -12 | |
| 6 | Latrell Davis | 19:06 | 4-6 | 1-1 | 1-4 | 0 | 1 | 1 | 0 | 3 | 10 | 1 | 0 | 0 | 0 | -2 | |
| 2 | Rickey Mitchell Jr. | 13:51 | 2-4 | 0-2 | 0-0 | 1 | 1 | 2 | 3 | 0 | 4 | 0 | 0 | 0 | 0 | -3 | |
| 21 | William Humer | 08:49 | 0-1 | 0-0 | 0-0 | 1 | 0 | 1 | 0 | 1 | 0 | 0 | 1 | 1 | 0 | 0 | |
| 24 | Bennett Blackerby | 02:59 | 0-0 | 0-0 | 0-0 | 0 | 0 | 0 | 0 | 0 | 0 | 0 | 0 | 0 | 0 | -1 | |
| Team | | | | | | 1 | 1 | 2 | | | | | | | | | |
| Totals | | | 24-60 | 8-28 | 4-9 | 11 | 20 | 31 | 24 | 13 | 60 | 12 | 10 | 3 | 3 | 2 | -30 |

| Shooting By Period | |
|--------------------|-------------|
| 1st FG% | 10-27 37.0% |
| 3PT% | 3-12 25.0% |
| FT% | 1-2 50% |
| 2nd FG% | 14-33 42.4% |
| 3PT% | 5-16 31.3% |
| FT% | 3-7 42.9% |
| GM FG% | 24-60 40.0% |
| 3PT% | 8-28 28.6% |
| FT% | 4-9 44.4% |

Dead Ball Rebounds: 3, 0

| #17 Utah State - 82 | | Record: 19-2 (7-1) | | | | | | | | | | | | | | | |
|---------------------|-----------------|--------------------|-------|------|-------|-----------|-------|----|----|----|----|--------|----|---|---|---|----|
| NO. | Name | Min | FG | 3P | FT | Rebounds | Fouls | TP | AS | TO | ST | Blocks | + | - | | | |
| | | | M-A | M-A | M-A | OR DR TOT | PF FD | | | | | BS BA | | | | | |
| 1 | Great Osobor | F 31:50 | 9-15 | 0-0 | 13-19 | 3 | 4 | 7 | 3 | 12 | 31 | 2 | 6 | 1 | 0 | 0 | 19 |
| 20 | Isaac Johnson | C 15:34 | 3-4 | 1-1 | 0-0 | 1 | 3 | 4 | 2 | 0 | 7 | 2 | 1 | 0 | 0 | 0 | 5 |
| 4 | Ian Martinez | G 35:41 | 6-6 | 4-4 | 0-0 | 0 | 6 | 6 | 3 | 1 | 16 | 0 | 1 | 0 | 2 | 0 | 19 |
| 10 | Darius Brown II | G 36:22 | 5-10 | 1-3 | 0-0 | 2 | 8 | 10 | 1 | 0 | 11 | 5 | 3 | 2 | 0 | 0 | 30 |
| 12 | Mason Falslev | G 26:49 | 2-2 | 0-0 | 0-0 | 1 | 7 | 8 | 1 | 1 | 4 | 3 | 2 | 0 | 1 | 0 | 6 |
| 14 | Josh Udjuje | 24:44 | 3-9 | 0-3 | 2-2 | 0 | 1 | 1 | 1 | 1 | 8 | 1 | 0 | 2 | 0 | 1 | 11 |
| 22 | Javon Jackson | 16:40 | 0-1 | 0-1 | 0-0 | 0 | 0 | 0 | 1 | 0 | 0 | 2 | 0 | 0 | 0 | 0 | 14 |
| 34 | Kalifa Sakho | 09:26 | 1-2 | 0-0 | 1-2 | 0 | 2 | 2 | 2 | 1 | 3 | 1 | 0 | 0 | 0 | 0 | 3 |
| 35 | Nigel Burris | 01:40 | 0-0 | 0-0 | 0-0 | 0 | 0 | 0 | 0 | 0 | 0 | 0 | 0 | 0 | 0 | 0 | -2 |
| 24 | Karson Templin | 01:14 | 1-1 | 0-0 | 0-0 | 0 | 0 | 0 | 1 | 0 | 2 | 0 | 0 | 1 | 0 | 0 | 0 |
| Team | | | | | | 0 | 1 | 1 | | | | | | | | | |
| Totals | | | 30-50 | 6-12 | 16-23 | 7 | 32 | 39 | 15 | 16 | 82 | 16 | 14 | 6 | 3 | 1 | 21 |

| Shooting By Period | |
|--------------------|-------------|
| 1st FG% | 16-29 55.2% |
| 3PT% | 1-6 16.7% |
| FT% | 4-6 66.7% |
| 2nd FG% | 14-21 66.7% |
| 3PT% | 5-6 83.3% |
| FT% | 12-17 70.6% |
| GM FG% | 30-50 60.0% |
| 3PT% | 6-12 50.0% |
| FT% | 16-23 69.6% |

Dead Ball Rebounds: 2, 0

| Nevada - 90 | | Record: 17-5 (4-4) | | | | | | | | | | | | | | | |
|-------------|------------------|--------------------|-------|-------|-------|-----------|-------|----|----|----|----|--------|---|---|---|---|----|
| NO. | Name | Min | FG | 3P | FT | Rebounds | Fouls | TP | AS | TO | ST | Blocks | + | - | | | |
| | | | M-A | M-A | M-A | OR DR TOT | PF FD | | | | | BS BA | | | | | |
| 4 | Tre Coleman | F 26:45 | 1-7 | 1-5 | 0-0 | 1 | 4 | 5 | 1 | 0 | 3 | 3 | 0 | 2 | 1 | 0 | 36 |
| 11 | Nick Davidson | F 26:10 | 8-12 | 3-5 | 3-5 | 7 | 4 | 11 | 0 | 5 | 22 | 3 | 1 | 0 | 0 | 2 | 32 |
| 42 | K.J. Hymes | F 18:37 | 0-0 | 0-0 | 3-4 | 1 | 1 | 2 | 1 | 4 | 3 | 1 | 0 | 1 | 1 | 0 | 19 |
| 2 | Jarod Lucas | G 28:07 | 8-15 | 3-5 | 1-1 | 0 | 4 | 4 | 1 | 1 | 20 | 3 | 1 | 0 | 1 | 0 | 39 |
| 13 | Kenan Blackshear | G 17:07 | 4-5 | 1-1 | 1-4 | 0 | 1 | 1 | 4 | 3 | 10 | 6 | 1 | 1 | 0 | 0 | 21 |
| 20 | Daniel Foster | 21:46 | 1-4 | 0-2 | 1-2 | 3 | 2 | 3 | 1 | 1 | 4 | 1 | 0 | 1 | 0 | 0 | 5 |
| 0 | Hunter McIntosh | 15:09 | 0-2 | 0-1 | 1-2 | 1 | 3 | 4 | 0 | 1 | 1 | 5 | 0 | 0 | 0 | 0 | 1 |
| 3 | Tylan Pope | 14:22 | 4-4 | 1-1 | 1-3 | 1 | 2 | 3 | 2 | 3 | 10 | 1 | 1 | 0 | 0 | 0 | 2 |
| 3 | Tyler Rolison | 18:03 | 2-6 | 2-3 | 6-8 | 0 | 2 | 2 | 3 | 4 | 12 | 0 | 0 | 1 | 0 | 0 | 9 |
| 5 | Amire Robinson | 06:50 | 0-0 | 0-0 | 0-0 | 0 | 1 | 1 | 0 | 0 | 0 | 0 | 0 | 0 | 0 | 0 | 8 |
| 23 | Jazz Gardner | 04:56 | 0-4 | 0-0 | 3-4 | 3 | 0 | 3 | 0 | 2 | 3 | 0 | 0 | 0 | 0 | 0 | -3 |
| 12 | Jeriah Coleman | 02:08 | 1-1 | 0-0 | 0-0 | 0 | 0 | 0 | 0 | 0 | 2 | 0 | 0 | 0 | 0 | 0 | 3 |
| Team | | | | | | 3 | 3 | 6 | | | | | | | | | |
| Totals | | | 29-60 | 11-23 | 21-33 | 18 | 27 | 45 | 13 | 24 | 90 | 23 | 5 | 7 | 2 | 3 | 30 |

| Shooting By Period | |
|--------------------|-------------|
| 1st FG% | 14-30 46.7% |
| 3PT% | 7-13 53.8% |
| FT% | 14-21 66.7% |
| 2nd FG% | 15-30 50.0% |
| 3PT% | 4-10 40.0% |
| FT% | 7-12 58.3% |
| GM FG% | 29-60 48.3% |
| 3PT% | 11-23 47.8% |
| FT% | 21-33 63.6% |

Dead Ball Rebounds: 5, 0

| SJSU | | USU | | |
|------------------|---------------|----------------|-------|----|
| Biggest lead | 6 (1st 16:06) | 24 (2nd 0:50) | | |
| Best Scoring Run | 7 (2nd 12:13) | 12 (2nd 14:26) | | |
| Lead Changes | 6 | Second Chance | 10 | |
| Times Tied | 3 | Fast Breaks | 8 | |
| Time with Lead | 07:31 | 30:02 | Bench | 14 |

| Points from Turnovers | |
|-----------------------|----|
| SJSU | 30 |
| USU | 37 |

| SJSU | | NEV | | |
|------------------|---------------|----------------|-------|----|
| Biggest lead | 1 (1st 18:09) | 43 (2nd 15:58) | | |
| Best Scoring Run | 6 (2nd 8:40) | 18 (2nd 15:58) | | |
| Lead Changes | 2 | Second Chance | 5 | |
| Times Tied | 1 | Fast Breaks | 6 | |
| Time with Lead | 00:19 | 38:34 | Bench | 18 |

| Points from Turnovers | |
|-----------------------|----|
| SJSU | 24 |
| NEV | 49 |



Official Basketball Box Score - Final
Fresno St. at San Jose St.
 02/09/24 Provident Credit Union Event Center, San Jose
 2023-24 Men's Basketball

Game Time: 7:00 PM
 Game Duration: 1:45
 Attendance: 3,284



Official Basketball Box Score - Final
San Jose St. at Colorado St.
 02/09/24 Moby Arena, Fort Collins
 2023-24 Men's Basketball

Game Time: 7:30 PM
 Game Duration: 1:45
 Attendance: 7,783

Officials: Randy Richardson, Lewis Garrison, Tommy Johnson

Officials: Randy McCall, Kipp Kissinger, Michael Reed

| Fresno St. - 69 | | Record: 10-13 (3-7) | | | | | | | | | | | | |
|-----------------|------|---------------------|-----|-----|-----|-----------|-------|----|----|----|----|--------|---|---|
| NO. | Name | Min | FG | 3P | FT | Rebounds | Fouls | TP | AS | TO | ST | Blocks | + | - |
| | | | M-A | M-A | M-A | OR DR TOT | PF FD | | | | | BS BA | | |

2023-24 San José State Men's Basketball

26-26-26-26



Official Basketball Box Score - Final
Air Force at San Jose St.
 02/19/24 Provident Credit Union Event Center, San Jose
 2023-24 Men's Basketball

Game Time: 7:00 PM
 Game Duration: 1:48
 Attendance: 1,722



Official Basketball Box Score - Final
Wyoming at San Jose St.
 02/17/24 Provident Credit Union Event Center, San Jose
 2023-24 Men's Basketball

Game Time: 7:00 PM
 Game Duration: 1:47
 Attendance: 1,891

Officials: Gerry Pollard, Verne Harris, Amy Bonner

Officials: Randy Heimerman, Doug Sturdivan, James Ford

| Air Force - 66 | | Record: 8-16 (1-11) | | | | | | | | | | | | |
|-----------------------|---------|---------------------|--------|--------|--------------------|-------------|----|----|----|----|--------------|----|----|--|
| NO. Name | Min | FG M-A | 3P M-A | FT M-A | Rebounds OR DR TOT | Fouls PF FD | TP | AS | TO | ST | Blocks BS BA | + | - | |
| 5 Tibet Gorener | F 26:31 | 3-6 | 0-3 | 1-1 | 0 0 0 | 2 1 | 7 | 2 | 1 | 0 | 0 | 0 | -4 | |
| 15 Trey Anderson | F 28:34 | 3-4 | 0-0 | 0-0 | 0 3 3 | 4 1 | 6 | 1 | 0 | 0 | 0 | 2 | | |
| 23 Diogo Seixas | F 32:01 | 1-2 | 0-0 | 0-0 | 0 1 1 | 2 0 | 2 | 2 | 0 | 0 | 0 | 3 | | |
| 0 Myron Amey Jr. | G 36:33 | 7-12 | 3-3 | 8-10 | 0 4 4 | 1 6 | 25 | 1 | 2 | 3 | 1 | 0 | | |
| 13 Alvaro Cardenas | G 38:58 | 6-9 | 0-2 | 10-12 | 0 3 3 | 1 9 | 22 | 2 | 3 | 1 | 0 | 7 | | |
| 20 Christian Wise | 16:09 | 1-1 | 0-0 | 0-0 | 1 1 2 | 2 0 | 2 | 1 | 0 | 1 | 0 | 7 | | |
| 1 Garrett Anderson | 22:12 | 3-4 | 0-0 | 0-1 | 0 3 3 | 0 1 | 6 | 4 | 1 | 1 | 1 | 0 | | |
| 4 Adrame Diongue | 06:12 | 1-1 | 0-0 | 1-2 | 0 1 1 | 2 1 | 3 | 0 | 1 | 0 | 0 | 1 | | |
| 6 Latrell Davis | 07:58 | 0-0 | 0-0 | 0-0 | 0 0 0 | 0 0 | 0 | 0 | 0 | 0 | 0 | -3 | | |
| 2 Rickey Mitchell Jr. | 04:31 | 0-0 | 0-0 | 0-0 | 0 0 0 | 0 0 | 0 | 1 | 0 | 0 | 0 | -3 | | |
| Team | | | | | 0 2 2 | | 0 | | | | | | | |
| Totals | | 20-46 | 8-22 | 18-26 | 11 17 28 | 19 16 | 66 | 13 | 12 | 5 | 0 | 2 | -7 | |

Technical Fouls: NONE

| Shooting By Period | | |
|--------------------|-------|-------|
| 1st FG% | 11-22 | 50.0% |
| 3PT% | 3-8 | 37.5% |
| FT% | 9-14 | 64.3% |
| 2nd FG% | 9-24 | 37.5% |
| 3PT% | 5-14 | 35.7% |
| FT% | 9-12 | 75% |
| GM FG% | 20-46 | 43.5% |
| 3PT% | 8-22 | 36.4% |
| FT% | 18-26 | 69.2% |

Dead Ball Rebounds: 5, 0

| Wyoming - 80 | | Record: 13-12 (6-6) | | | | | | | | | | | | |
|------------------|---------|---------------------|--------|--------|--------------------|-------------|----|----|----|----|--------------|----|---|--|
| NO. Name | Min | FG M-A | 3P M-A | FT M-A | Rebounds OR DR TOT | Fouls PF FD | TP | AS | TO | ST | Blocks BS BA | + | - | |
| 33 Mason Walters | F 30:19 | 7-12 | 0-0 | 4-5 | 2 5 7 | 4 4 | 18 | 2 | 2 | 0 | 0 | 1 | | |
| 44 Caden Powell | F 27:33 | 3-3 | 0-0 | 0-2 | 2 3 5 | 3 7 | 6 | 1 | 2 | 0 | 0 | -5 | | |
| 1 Brendan Wenzel | G 36:57 | 4-10 | 3-7 | 0-0 | 0 3 3 | 2 1 | 11 | 2 | 0 | 1 | 0 | 4 | | |
| 3 Sam Griffin | G 38:29 | 6-15 | 3-10 | 6-6 | 0 7 7 | 2 3 | 21 | 3 | 1 | 1 | 0 | 1 | | |
| 13 Akuel Kot | G 27:23 | 7-10 | 4-5 | 2-2 | 0 5 5 | 1 1 | 20 | 2 | 2 | 0 | 0 | 13 | | |
| 5 Cam Manyawu | 12:48 | 0-0 | 0-0 | 0-0 | 1 1 2 | 3 0 | 0 | 1 | 4 | 1 | 0 | 5 | | |
| 15 Oleg Kojenets | 03:51 | 1-1 | 0-0 | 0-0 | 0 1 1 | 0 0 | 2 | 0 | 1 | 0 | 0 | 2 | | |
| 11 Kael Combs | 10:55 | 0-3 | 0-1 | 0-0 | 1 1 2 | 0 0 | 0 | 0 | 0 | 0 | 0 | -9 | | |
| 22 Kenny Foster | 11:45 | 1-2 | 0-0 | 0-0 | 1 1 2 | 2 0 | 2 | 1 | 1 | 0 | 0 | -2 | | |
| Team | | | | | 2 1 3 | | 0 | | | | | | | |
| Totals | | 29-56 | 10-23 | 12-15 | 9 28 37 | 17 16 | 80 | 12 | 13 | 3 | 1 | 3 | 5 | |

Technical Fouls: NONE

| Shooting By Period | | |
|--------------------|-------|-------|
| 1st FG% | 16-31 | 51.6% |
| 3PT% | 9-18 | 50.0% |
| FT% | 2-2 | 100% |
| 2nd FG% | 13-25 | 52.0% |
| 3PT% | 1-5 | 20.0% |
| FT% | 10-13 | 76.9% |
| GM FG% | 29-56 | 51.8% |
| 3PT% | 10-23 | 43.5% |
| FT% | 12-15 | 80.0% |

Dead Ball Rebounds: 1, 0

| San Jose St. - 73 | | Record: 9-16 (2-10) | | | | | | | | | | | | |
|-----------------------|---------|---------------------|--------|--------|--------------------|-------------|----|----|----|----|--------------|----|---|--|
| NO. Name | Min | FG M-A | 3P M-A | FT M-A | Rebounds OR DR TOT | Fouls PF FD | TP | AS | TO | ST | Blocks BS BA | + | - | |
| 5 Tibet Gorener | F 26:31 | 3-6 | 0-3 | 1-1 | 0 0 0 | 2 1 | 7 | 2 | 1 | 0 | 0 | 0 | | |
| 15 Trey Anderson | F 28:34 | 3-4 | 0-0 | 0-0 | 0 3 3 | 4 1 | 6 | 1 | 0 | 0 | 0 | 2 | | |
| 23 Diogo Seixas | F 32:01 | 1-2 | 0-0 | 0-0 | 0 1 1 | 2 0 | 2 | 2 | 0 | 0 | 0 | 3 | | |
| 0 Myron Amey Jr. | G 36:33 | 7-12 | 3-3 | 8-10 | 0 4 4 | 1 6 | 25 | 1 | 2 | 3 | 1 | 0 | | |
| 13 Alvaro Cardenas | G 38:58 | 6-9 | 0-2 | 10-12 | 0 3 3 | 1 9 | 22 | 2 | 3 | 1 | 0 | 7 | | |
| 20 Christian Wise | 16:09 | 1-1 | 0-0 | 0-0 | 1 1 2 | 2 0 | 2 | 1 | 0 | 1 | 0 | 7 | | |
| 1 Garrett Anderson | 22:12 | 3-4 | 0-0 | 0-1 | 0 3 3 | 0 1 | 6 | 4 | 1 | 1 | 1 | 0 | | |
| 4 Adrame Diongue | 06:12 | 1-1 | 0-0 | 1-2 | 0 1 1 | 2 1 | 3 | 0 | 1 | 0 | 0 | 1 | | |
| 6 Latrell Davis | 07:58 | 0-0 | 0-0 | 0-0 | 0 0 0 | 0 0 | 0 | 0 | 0 | 0 | 0 | -3 | | |
| 2 Rickey Mitchell Jr. | 04:31 | 0-0 | 0-0 | 0-0 | 0 0 0 | 0 0 | 0 | 1 | 0 | 0 | 0 | -3 | | |
| Team | | | | | 0 2 2 | | 0 | | | | | | | |
| Totals | | 25-39 | 3-8 | 20-26 | 1 18 19 | 16 19 | 73 | 14 | 9 | 6 | 2 | 0 | 7 | |

Technical Fouls: NONE

| Shooting By Period | | |
|--------------------|-------|-------|
| 1st FG% | 10-19 | 52.6% |
| 3PT% | 0-4 | 0.0% |
| FT% | 11-15 | 73.3% |
| 2nd FG% | 15-20 | 75.0% |
| 3PT% | 3-4 | 75.0% |
| FT% | 9-11 | 81.8% |
| GM FG% | 25-39 | 64.1% |
| 3PT% | 3-8 | 37.5% |
| FT% | 20-26 | 76.9% |

Dead Ball Rebounds: 2, 0

| San Jose St. - 75 | | Record: 9-17 (2-11) | | | | | | | | | | | | |
|--------------------|---------|---------------------|--------|--------|--------------------|-------------|----|----|----|----|--------------|-----|----|--|
| NO. Name | Min | FG M-A | 3P M-A | FT M-A | Rebounds OR DR TOT | Fouls PF FD | TP | AS | TO | ST | Blocks BS BA | + | - | |
| 5 Tibet Gorener | F 32:05 | 3-10 | 0-4 | 3-3 | 2 0 2 | 1 3 | 9 | 1 | 3 | 0 | 0 | 1 | | |
| 15 Trey Anderson | F 32:22 | 3-7 | 1-4 | 2-2 | 0 1 1 | 4 2 | 9 | 1 | 1 | 1 | 0 | 0 | | |
| 23 Diogo Seixas | F 05:30 | 0-0 | 0-0 | 0-0 | 0 0 0 | 0 0 | 0 | 0 | 0 | 0 | 0 | -3 | | |
| 0 Myron Amey Jr. | G 36:21 | 7-16 | 3-5 | 2-2 | 0 3 3 | 1 4 | 19 | 6 | 1 | 4 | 0 | -6 | | |
| 13 Alvaro Cardenas | G 24:35 | 3-7 | 1-3 | 0-0 | 0 1 1 | 1 0 | 7 | 2 | 0 | 0 | 0 | -1 | | |
| 4 Adrame Diongue | 21:12 | 3-4 | 0-0 | 1-2 | 0 7 7 | 3 2 | 7 | 1 | 1 | 2 | 2 | 0 | | |
| 1 Garrett Anderson | 14:12 | 1-4 | 1-3 | 0-0 | 0 0 0 | 0 0 | 3 | 1 | 1 | 0 | 0 | -17 | | |
| 6 Latrell Davis | 20:34 | 7-8 | 2-3 | 4-5 | 0 2 2 | 3 3 | 20 | 0 | 0 | 0 | 0 | 1 | | |
| 20 Christian Wise | 13:09 | 0-0 | 0-0 | 1-4 | 2 2 4 | 1 3 | 1 | 0 | 1 | 0 | 0 | -10 | | |
| Team | | | | | 1 4 5 | | 0 | | | | | | | |
| Totals | | 27-56 | 8-22 | 13-18 | 5 20 25 | 16 17 | 75 | 12 | 9 | 7 | 3 | 1 | -5 | |

Technical Fouls: NONE

| Shooting By Period | | |
|--------------------|-------|-------|
| 1st FG% | 10-26 | 38.5% |
| 3PT% | 3-10 | 30.0% |
| FT% | 6-10 | 60% |
| 2nd FG% | 17-30 | 56.7% |
| 3PT% | 5-12 | 41.7% |
| FT% | 7-8 | 87.5% |
| GM FG% | 27-56 | 48.2% |
| 3PT% | 8-22 | 36.4% |
| FT% | 13-18 | 72.2% |

Dead Ball Rebounds: 1, 0

| | AF | SJSU |
|------------------|---------------|---------------|
| Biggest lead | 6 (2nd 19:09) | 16 (2nd 6:01) |
| Best Scoring Run | 7 (1st 6:56) | 16 (2nd 6:01) |
| Lead Changes | 9 | |
| Times Tied | 8 | |
| Time with Lead | 13:59 | 21:32 |

| Points from | AF | SJSU |
|---------------|----|------|
| Turnovers | 5 | 16 |
| Paint | 24 | 44 |
| Second Chance | 8 | 4 |
| Fast Breaks | 2 | 9 |
| Bench | 7 | 11 |

| Period by Period Scoring | | | |
|--------------------------|-----|-----|-----|
| | 1st | 2nd | TOT |
| AF | 34 | 32 | 66 |
| SJSU | 31 | 42 | 73 |

| | Wyo | SJSU |
|------------------|---------------|---------------|
| Biggest lead | 15 (1st 0:48) | 0 (1st 20:00) |
| Best Scoring Run | 8 (1st 12:39) | 8 (2nd 17:21) |
| Lead Changes | 0 | |
| Times Tied | 2 | |
| Time with Lead | 38:54 | 00:00 |

| Points from | Wyo | SJSU |
|---------------|-----|------|
| Turnovers | 7 | 13 |
| Paint | 28 | 36 |
| Second Chance | 8 | 10 |
| Fast Breaks | 4 | 13 |
| Bench | 4 | 31 |

| Period by Period Scoring | | | |
|--------------------------|-----|-----|-----|
| | 1st | 2nd | TOT |
| Wyo | 43 | 37 | 80 |
| SJSU | 29 | 46 | 75 |



Official Basketball Box Score - Final
San Jose St. at Boise St.
 02/20/24 ExtraMile Arena, Boise
 2023-24 Men's Basketball


Game Time: 8:40 PM
 Game Duration: 1:43
 Attendance: 9,049

Officials: Michael Irving, Olandis Poole, Michael Greenstein

| San Jose St. - 50 | | Record: 9-18 (2-12) | | | | | | | | | | | | |
|-----------------------|---------|---------------------|--------|--------|--------------------|-------------|----|----|----|----|--------------|-----|-----|--|
| NO. Name | Min | FG M-A | 3P M-A | FT M-A | Rebounds OR DR TOT | Fouls PF FD | TP | AS | TO | ST | Blocks BS BA | + | - | |
| 5 Tibet Gorener | F 30:59 | 4-10 | 4-9 | 0-0 | 0 1 1 | 1 1 | 12 | 1 | 1 | 0 | 0 | -24 | | |
| 15 Trey Anderson | F 26:39 | 4-8 | 1-1 | 0-0 | 0 1 1 | 4 0 | 9 | 2 | 1 | 0 | 0 | -22 | | |
| 4 Adrame Diongue | C 08:07 | 0-0 | 0-0 | 0-0 | 0 0 0 | 0 0 | 0 | 0 | 0 | 0 | 0 | -4 | | |
| 0 Myron Amey Jr. | G 32:01 | 8-15 | 3-7 | 2-3 | 0 4 4 | 2 3 | 21 | 2 | 4 | 3 | 2 | -21 | | |
| 13 Alvaro Cardenas | G 25:56 | 0-6 | 0-3 | 0-0 | 0 4 4 | 1 2 | 0 | 3 | 4 | 1 | 1 | -14 | | |
| 2 Rickey Mitchell Jr. | 17:12 | 1-4 | 1-4 | 2-2 | 1 1 2 | 2 2 | 5 | 1 | 0 | 0 | 0 | -22 | | |
| 23 Diogo Seixas | 17:26 | 0-0 | 0-0 | 0-0 | 0 0 0 | 0 0 | 0 | 0 | 0 | 0 | 0 | -6 | | |
| 1 Garrett Anderson | 11:45 | 0-2 | 0-1 | 0-0 | 1 0 1 | 1 0 | 0 | 0 | 1 | 0 | 0 | -23 | | |
| 6 Latrell Davis | 11:11 | 1-4 | 1-3 | 0-0 | 0 1 1 | 1 1 | 3 | 0 | 1 | 0 | 0 | -9 | | |
| 20 Christian Wise | 12:08 | 0-4 | 0-0 | 0-0 | 3 4 7 | 1 0 | 0 | 0 | 1 | 0 | 0 | -3 | | |
| 21 William Humer | 06:36 | 0-2 | 0-0 | 0-0 | 0 2 2 | 1 0 | 0 | 0 | 0 | 0 | 0 | -12 | | |
| Team | | | | | 0 1 1 | | 0 | | | | | | | |
| Totals | | 18-55 | 10-28 | 4-5 | 5 19 24 | 15 9 | 50 | 9 | 14 | 5 | 3 | 2 | -32 | |

Technical Fouls: Cardenas 2nd 7:12; Amey Jr. 2nd 7:12

| Shooting By Period | | |
|--------------------|------|-------|
| 1st FG% | 6-27 | 22.2% |
| 3PT% | 3-14 | 21.4% |
| FT% | 1-2 | |



#0
Myron (MJ)
Amey Jr.
G • 6-2 • 185 • JR
Vacaville, Calif./
Scotland Prep

*Returned to action in 2023-24 after playing just nine games before an injury sidelined him for the rest of the season

* Named to the All-Tournament team at Paradise Jam, leading the tournament with 14 assists and 16.0 points, 4.67 assists and 2.0 steals per game

*Shot 6-for-6 from the free-throw line against UC Irvine and 8-for-8 from the line against San Diego State

*Registered two blocks against both Bethesda and Texas Tech

*Recorded the second double-double of his career, against North Dakota State at home (14 pts, 10 reb)

*Scored 29 points and made four three-pointers versus New Orleans

*Filled the stat sheet with 17 points, nine rebounds, five assists, four steals and one block against Santa Clara

*Scored 30 points overall and 25 points in the first half against Boise State at home

*Produced 20 or more points in back-to-back games, against Boise State then San Diego State

*Hit the game-winning buzzer beater 3-pointer at Air Force and led the Spartans with 16 points

*Scored a game-high 24 points against New Mexico at home

*Scored 18-plus points in three straight games, versus Air Force and Wyoming and at Boise State

| Season Highs..... | Career Highs |
|---|---|
| 30, vs. Boise St., 1/5 | Points..... 32, Bethesda, 1/8/22 |
| 11, Two games..... | FG Made 13, Bethesda, 1/8/22 |
| 19, vs. New Orleans, 12/9 | FG Att. 21, Bethesda, 1/8/22 |
| 5, vs. Boise St., 1/5..... | 3pt Made 5, Four games |
| 10, vs. Boise St., 1/5 | 3pt Attempted..... 10, Boise St., 1/5/24 |
| 8, Two games | FT Made..... 8, Two games |
| 10, vs. Air Force, 2/13..... | FT Attempted 10, Air Force, 2/13/24 |
| 10, vs. North Dakota St, 11/27...Rebounds.... | 12, San Diego St., 2/9/22 |
| 6, vs. Wyoming, 2/17..... | Assists6, vs. Wyoming, 2/17/24 |
| 2, Three games | Blocks..... 2, Four games |
| 4, Two games | Steals 4, Three games |

- 20+ Point Games (12)**
 32 - vs. Bethesda, 1/8/22
30 - vs. Boise State, 1/5/24
29 - vs. New Orleans, 12/9/23
25 - vs. Air Force, 2/13/24
 24 - at Boise State, 2/5/22
24 - vs. New Mexico 1/24/24
 23 - vs. UNLV, 1/17/22
 23 - vs. San Diego St., 2/9/22
22 - at Cal Poly, 11/29/23
21 - vs. Boise State, 2/20/24
21 - vs. Abilene Christian, 11/17/23
20 - vs. San Diego St., 1/9/24

- 10+ Rebounds (2)**
 12 - vs. San Diego St., 2/9/22
10 - vs. North Dakota St., 11/27/23

- 5+ Assist Games (4)**
6 - vs. Wyoming, 2/17/24
5 - vs. Abilene Christian, 11/17/23
5 - vs. Norfolk State, 11/18/23
5 - vs. Santa Clara, 12/20/23

| Opponent | Date | GS | MIN | Total | | 3-Pointers | | Free throws | | Rebounds | | | | PF | A | TO | BLK | STL | PTS | AVG | |
|----------------------|------------|----|-----------|---------------|----------------|-------------|---------------|-------------|--------------|-------------|-----------|------------|------------|------------|-----------|-----------|-----------|-----------|-----------|------------|-------------|
| | | | | FG-FGA | PCT | 3FG-3FGA | PCT | FT-FTA | PCT | OFF | DEF | TOT | AVG | | | | | | | | |
| UC Irvine | 11/07/2023 | * | 28:08 | 3-8 | .375 | 0-2 | .000 | 6-6 | 1.000 | 0 | 5 | 5 | 5.0 | 1 | 1 | 2 | 0 | 2 | 12 | 12.0 | |
| Bethesda (CA) | 11/09/2023 | * | 24:22 | 4-9 | .444 | 2-7 | .286 | 2-3 | .667 | 0 | 5 | 5 | 5.0 | 0 | 4 | 1 | 2 | 2 | 12 | 12.0 | |
| at Texas Tech | 11/12/2023 | * | 23:30 | 2-11 | .182 | 0-4 | .000 | 1-2 | .500 | 0 | 2 | 2 | 4.0 | 1 | 0 | 0 | 2 | 0 | 5 | 9.7 | |
| vs Abilene Christian | 11/17/2023 | * | 30:21 | 9-17 | .529 | 3-7 | .429 | 0-0 | .000 | 1 | 0 | 1 | 3.3 | 0 | 5 | 0 | 0 | 2 | 21 | 12.5 | |
| vs Norfolk St. | 11/18/2023 | * | 25:28 | 5-10 | .500 | 4-8 | .500 | 1-2 | .500 | 0 | 1 | 1 | 2.8 | 2 | 5 | 3 | 0 | 1 | 15 | 13.0 | |
| vs Hampton | 11/20/2023 | * | 34:02 | 5-13 | .385 | 1-5 | .200 | 1-3 | .333 | 3 | 2 | 5 | 3.2 | 1 | 4 | 1 | 0 | 3 | 12 | 12.8 | |
| North Dakota St. | 11/27/2023 | * | 31:58 | 5-9 | .556 | 1-2 | .500 | 3-3 | 1.000 | 1 | 9 | 10 | 4.1 | 1 | 4 | 0 | 0 | 1 | 14 | 13.0 | |
| at Cal Poly | 11/29/2023 | * | 35:21 | 7-16 | .438 | 3-5 | .600 | 5-6 | .833 | 1 | 5 | 6 | 4.4 | 2 | 2 | 1 | 0 | 2 | 22 | 14.1 | |
| at Montana | 12/02/2023 | * | 19:42 | 0-4 | .000 | 0-2 | .000 | 0-0 | .000 | 0 | 1 | 1 | 4.0 | 1 | 2 | 2 | 0 | 0 | 0 | 12.6 | |
| at North Dakota St. | 12/04/2023 | * | 33:48 | 6-15 | .400 | 1-5 | .200 | 2-4 | .500 | 1 | 5 | 6 | 4.2 | 4 | 4 | 0 | 0 | 2 | 15 | 12.8 | |
| New Orleans | 11/02/2024 | * | 36:54 | 11-19 | .579 | 4-9 | .444 | 3-5 | .600 | 1 | 6 | 7 | 4.5 | 1 | 1 | 3 | 0 | 1 | 29 | 14.3 | |
| Montana | 12/17/2023 | * | 37:40 | 6-15 | .400 | 2-7 | .286 | 1-2 | .500 | 0 | 0 | 0 | 4.1 | 4 | 4 | 1 | 0 | 3 | 15 | 14.3 | |
| Santa Clara | 12/20/2023 | * | 38:41 | 6-13 | .462 | 3-9 | .333 | 2-2 | 1.000 | 0 | 9 | 9 | 4.5 | 0 | 5 | 0 | 1 | 4 | 17 | 14.5 | |
| at Wyoming | 01/02/2024 | * | 26:48 | 2-8 | .250 | 2-6 | .333 | 0-0 | .000 | 0 | 4 | 4 | 4.4 | 3 | 2 | 1 | 0 | 0 | 6 | 13.9 | |
| Boise St. | 01/05/2024 | * | 38:01 | 11-18 | .611 | 5-10 | .500 | 3-4 | .750 | 0 | 6 | 6 | 4.5 | 2 | 4 | 4 | 0 | 3 | 30 | 15.0 | |
| San Diego St. | 01/09/2024 | * | 35:38 | 5-12 | .417 | 2-7 | .286 | 8-8 | 1.000 | 0 | 3 | 3 | 4.4 | 2 | 2 | 3 | 0 | 2 | 20 | 15.3 | |
| at Air Force | 01/13/2024 | * | 36:51 | 5-12 | .417 | 2-4 | .500 | 4-4 | 1.000 | 0 | 9 | 9 | 4.7 | 0 | 2 | 1 | 1 | 1 | 16 | 15.4 | |
| at Fresno St. | 01/16/2024 | * | 35:37 | 4-12 | .333 | 3-5 | .600 | 2-3 | .667 | 0 | 4 | 4 | 4.7 | 3 | 4 | 2 | 0 | 0 | 13 | 15.2 | |
| New Mexico | 01/24/2024 | * | 34:59 | 8-17 | .471 | 4-9 | .444 | 4-4 | 1.000 | 1 | 8 | 9 | 4.9 | 1 | 4 | 4 | 1 | 1 | 24 | 15.7 | |
| UNLV | 01/27/2024 | * | 39:01 | 7-14 | .500 | 1-6 | .167 | 3-3 | 1.000 | 0 | 5 | 5 | 4.9 | 0 | 3 | 1 | 0 | 1 | 18 | 15.8 | |
| at Utah St. | 01/30/2024 | * | 34:03 | 6-18 | .333 | 1-7 | .143 | 1-1 | 1.000 | 2 | 5 | 7 | 5.0 | 0 | 2 | 3 | 0 | 2 | 14 | 15.7 | |
| at Nevada | 02/02/2024 | * | 24:58 | 4-10 | .400 | 1-7 | .143 | 1-2 | .500 | 0 | 5 | 5 | 5.0 | 1 | 4 | 4 | 0 | 0 | 10 | 15.5 | |
| Fresno St. | 02/06/2024 | * | 27:43 | 3-11 | .273 | 1-5 | .200 | 0-0 | .000 | 1 | 5 | 6 | 5.0 | 3 | 4 | 3 | 0 | 0 | 7 | 15.1 | |
| at Colorado St. | 02/09/2024 | * | 35:10 | 4-13 | .308 | 3-8 | .375 | 2-4 | .500 | 0 | 2 | 2 | 4.9 | 0 | 0 | 2 | 0 | 1 | 13 | 15.0 | |
| Air Force | 02/13/2024 | * | 36:33 | 7-12 | .583 | 3-3 | 1.000 | 8-10 | .800 | 0 | 4 | 4 | 4.9 | 1 | 1 | 2 | 1 | 3 | 25 | 15.4 | |
| Wyoming | 02/17/2024 | * | 36:21 | 7-16 | .438 | 3-5 | .600 | 2-2 | 1.000 | 0 | 3 | 3 | 4.8 | 1 | 6 | 1 | 0 | 4 | 19 | 15.5 | |
| at Boise St. | 02/20/2024 | * | 32:01 | 8-15 | .533 | 3-7 | .429 | 2-3 | .667 | 0 | 4 | 4 | 4.8 | 2 | 2 | 4 | 2 | 3 | 21 | 15.7 | |
| Totals | | | 27 | 873:39 | 150-347 | .432 | 58-161 | .360 | 67-86 | .779 | 12 | 117 | 129 | 4.8 | 37 | 81 | 49 | 10 | 44 | 425 | 15.7 |

Player Averages

| Games Played | Minutes/game | Points/game | FG Pct | 3FG Pct | FT Pct | Rebounds/game | Assists/game | Turnovers/game | Assist/Turnover ratio | Steals/game | Blocks/game |
|--------------|--------------|-------------|--------|---------|--------|---------------|--------------|----------------|-----------------------|-------------|-------------|
| 27 | 32.4 | 15.7 | 43.2 | 36.0 | 77.9 | 4.8 | 3.0 | 1.8 | 1.7 | 1.6 | 0.4 |

| SEASON | TEAM | GP-GS | MIN/AVG | Field Goals | | 3-Point | | F-Throws | | Rebounds | | | | Scoring | | | | | | |
|--------------|------|--------------|------------------|----------------|-------------|---------------|-------------|----------------|-------------|-----------|------------|------------|------------|-------------|------------|-----------|-----------|-----------|------------|-------------|
| | | | | FG-FGA | FG% | 3FG-3FGA | 3FG% | FT-FTA | FT% | OFF | DEF | TOT | AVG | PF-FO | A | TO | BLK | STL | PTS | AVG |
| 2021-22 | SJSU | 25-4 | 453/18.1 | 86-196 | .439 | 32-85 | .376 | 32-44 | .727 | 19 | 54 | 73 | 2.9 | 22-0 | 21 | 32 | 3 | 18 | 236 | 9.4 |
| 2022-23 | SJSU | 9-0 | 117/13.0 | 18-48 | .375 | 7-22 | .318 | 7-9 | .778 | 1 | 9 | 10 | 1.1 | 8-0 | 7 | 8 | 1 | 3 | 50 | 5.6 |
| 2023-24 | SJSU | 27-27 | 874/32.4 | 150-347 | .432 | 58-161 | .360 | 67-86 | .779 | 12 | 117 | 129 | 4.8 | 37-0 | 81 | 49 | 10 | 44 | 425 | 15.7 |
| TOTAL | | 61-31 | 1444/23.7 | 254-591 | .430 | 97-268 | .362 | 106-139 | .763 | 32 | 180 | 212 | 3.5 | 67-0 | 109 | 89 | 14 | 65 | 711 | 11.7 |



#1
Garrett
Anderson
G • 6-6 • 190 • SO
Phoenix, Ariz./
PHH Prep

* Played his first game of the season, against North Dakota State, scoring four points

*Had a rebound, a steal and an assist against Cal Poly

*Scored six points against Montana

*Registered a block at North Dakota State

*Scored eight points and swiped a career-high three steals against New Orleans

*Hit his first three-pointer of the year and grabbed four rebounds at Montana

*Scored eight points and made two 3-pointers versus Fresno State at home

*Was a game-high +18 and dished out four assists against Air Force at home

Season Highs..... Career Highs
 8, Two games Points..... 13, Boise State, 2/25/23
 4, vs. New Orleans, 12/9 FG Made 4, New Orleans, 12/9/23
 8, at Air Force, 1/13 FG Att..... 10, Boise State, 2/25/23
 2, vs. Fresno State, 2/6..... 3pt Made 3, Boise State, 2/25/23
 5, at Wyoming, 1/2 3pt Att..... 9, Boise State, 2/25/23
 2, Two games FT Made..... 4, Three games
 2, Four games..... FT Attempted 5, UNLV, 12/28/22
 4, vs. Montana, 12/17 Rebounds..... 4, Montana, 12/17/23
 4, vs. Air Force, 2/13 Assists 4, Air Force, 2/13/24
 1, Two games Blocks..... 1, Four games
 3, vs. New Orleans, 12/9 Steals 3, New Orleans, 12/9/23

| Opponent | Date | GS | MIN | Total | | 3-Pointers | | Free throws | | Rebounds | | | | PF | A | TO | BLK | STL | PTS | AVG |
|---------------------|------------|----------|---------------|--------------|-------------|-------------|-------------|-------------|-------------|----------|-----------|-----------|------------|-----------|----------|-----------|----------|----------|-----------|------------|
| | | | | FG-FGA | PCT | 3FG-3FGA | PCT | FT-FTA | PCT | OFF | DEF | TOT | AVG | | | | | | | |
| North Dakota St. | 11/27/2023 | | 04:58 | 2-2 | 1.000 | 0-0 | .000 | 0-2 | .000 | 0 | 0 | 0 | 0.0 | 0 | 0 | 0 | 0 | 0 | 4 | 4.0 |
| at Cal Poly | 11/29/2023 | | 14:35 | 0-5 | .000 | 0-2 | .000 | 0-2 | .000 | 0 | 1 | 1 | 0.5 | 1 | 1 | 0 | 0 | 1 | 0 | 2.0 |
| at Montana | 12/02/2023 | | 17:24 | 2-3 | .667 | 0-0 | .000 | 2-2 | 1.000 | 1 | 1 | 2 | 1.0 | 0 | 0 | 0 | 0 | 6 | 3.3 | |
| at North Dakota St. | 12/04/2023 | | 04:42 | 0-2 | .000 | 0-0 | .000 | 0-0 | .000 | 0 | 1 | 1 | 1.0 | 0 | 0 | 2 | 1 | 0 | 0 | 2.5 |
| New Orleans | 12/09/2023 | | 20:30 | 4-7 | .571 | 0-2 | .000 | 0-0 | .000 | 1 | 1 | 2 | 1.2 | 1 | 1 | 1 | 0 | 3 | 8 | 3.6 |
| Montana | 12/17/2023 | | 19:57 | 1-4 | .250 | 1-2 | .500 | 0-0 | .000 | 0 | 4 | 4 | 1.7 | 2 | 0 | 1 | 0 | 0 | 3 | 3.5 |
| Santa Clara | 12/20/2023 | | 18:34 | 2-4 | .500 | 1-3 | .333 | 0-0 | .000 | 1 | 2 | 3 | 1.9 | 1 | 1 | 0 | 0 | 1 | 5 | 3.7 |
| at Wyoming | 01/02/2024 | | 14:26 | 2-8 | .250 | 0-5 | .000 | 2-2 | 1.000 | 0 | 3 | 3 | 2.0 | 0 | 0 | 0 | 0 | 0 | 6 | 4.0 |
| Boise St. | 01/05/2024 | | 03:38 | 0-0 | .000 | 0-0 | .000 | 0-0 | .000 | 0 | 0 | 0 | 1.8 | 0 | 0 | 0 | 0 | 0 | 0 | 3.6 |
| San Diego St. | 01/09/2024 | | 08:48 | 2-2 | 1.000 | 0-0 | .000 | 0-0 | .000 | 0 | 0 | 0 | 1.6 | 0 | 0 | 0 | 0 | 0 | 4 | 3.6 |
| at Air Force | 01/13/2024 | | 20:04 | 3-8 | .375 | 0-3 | .000 | 0-0 | .000 | 0 | 1 | 1 | 1.5 | 1 | 0 | 1 | 0 | 1 | 6 | 3.8 |
| at Fresno St. | 01/16/2024 | | 02:46 | 0-1 | .000 | 0-1 | .000 | 0-0 | .000 | 0 | 0 | 0 | 1.4 | 0 | 0 | 0 | 0 | 0 | 0 | 3.5 |
| New Mexico | 01/24/2024 | | 12:12 | 0-2 | .000 | 0-1 | .000 | 0-0 | .000 | 0 | 3 | 3 | 1.5 | 1 | 0 | 1 | 0 | 0 | 0 | 3.2 |
| UNLV | 01/27/2024 | | 05:01 | 0-1 | .000 | 0-0 | .000 | 0-0 | .000 | 0 | 1 | 1 | 1.5 | 3 | 0 | 0 | 0 | 0 | 0 | 3.0 |
| at Utah St. | 01/30/2024 | | 08:34 | 0-2 | .000 | 0-2 | .000 | 0-0 | .000 | 0 | 0 | 0 | 1.4 | 0 | 0 | 0 | 0 | 1 | 0 | 2.8 |
| at Nevada | 02/02/2024 | | 14:15 | 0-3 | .000 | 0-1 | .000 | 0-0 | .000 | 0 | 1 | 1 | 1.4 | 3 | 0 | 0 | 0 | 0 | 0 | 2.6 |
| Fresno St. | 02/06/2024 | | 23:43 | 3-4 | .750 | 2-2 | 1.000 | 0-1 | .000 | 0 | 2 | 2 | 1.4 | 3 | 0 | 1 | 1 | 0 | 8 | 2.9 |
| at Colorado St. | 02/09/2024 | | 13:04 | 0-3 | .000 | 0-1 | .000 | 0-0 | .000 | 0 | 0 | 0 | 1.3 | 1 | 0 | 1 | 0 | 1 | 0 | 2.8 |
| Air Force | 02/13/2024 | | 22:12 | 3-4 | .750 | 0-0 | .000 | 0-1 | .000 | 0 | 3 | 3 | 1.4 | 0 | 4 | 1 | 1 | 1 | 6 | 2.9 |
| Wyoming | 02/17/2024 | | 14:12 | 1-4 | .250 | 1-3 | .333 | 0-0 | .000 | 0 | 0 | 0 | 1.4 | 0 | 1 | 1 | 0 | 0 | 3 | 3.0 |
| at Boise St. | 02/20/2024 | | 11:45 | 0-2 | .000 | 0-1 | .000 | 0-0 | .000 | 1 | 0 | 1 | 1.3 | 1 | 0 | 1 | 0 | 0 | 0 | 2.8 |
| Totals | | 0 | 275:21 | 25-71 | .352 | 5-29 | .172 | 4-10 | .400 | 4 | 24 | 28 | 1.3 | 18 | 8 | 11 | 3 | 8 | 59 | 2.8 |

Player Averages

| Games Played | Minutes/ game | Points/ game | FG Pct | 3FG Pct | FT Pct | Rebounds/ game | Assists/ game | Turnovers/ game | Assist/Turnover ratio | Steals/ game | Blocks/ game |
|--------------|---------------|--------------|--------|---------|--------|----------------|---------------|-----------------|-----------------------|--------------|--------------|
| 21 | 13.1 | 2.8 | 35.2 | 17.2 | 40.0 | 1.3 | 0.4 | 0.5 | 0.7 | 0.4 | 0.1 |

| SEASON | TEAM | GP-GS | MIN/AVG | Field Goals | | 3-Point | | F-Throws | | Rebounds | | | | Scoring | | | | | | |
|--------------|------|-------------|-----------------|---------------|-------------|--------------|-------------|--------------|-------------|-----------|-----------|-----------|------------|-------------|-----------|-----------|----------|-----------|------------|------------|
| | | | | FG-FGA | FG% | 3FG-3FGA | 3FG% | FT-FTA | FT% | OFF | DEF | TOT | AVG | PF-FO | A | TO | BLK | STL | PTS | AVG |
| 2022-23 | SJSU | 30-0 | 269/9.0 | 26-83 | .313 | 14-48 | .292 | 18-22 | .818 | 7 | 23 | 30 | 1.0 | 19-0 | 5 | 9 | 2 | 8 | 84 | 2.8 |
| 2023-24 | SJSU | 21-0 | 275/13.1 | 25-71 | .352 | 5-29 | .172 | 4-10 | .400 | 4 | 24 | 28 | 1.3 | 18-0 | 8 | 11 | 3 | 8 | 59 | 2.8 |
| TOTAL | | 51-0 | 544/10.7 | 51-154 | .331 | 19-77 | .247 | 22-32 | .688 | 11 | 47 | 58 | 1.1 | 37-0 | 13 | 20 | 5 | 16 | 143 | 2.8 |



*Made his collegiate debut against UC Irvine

*Scored seven points in the win over Bethesda

*Recorded two rebounds, two steals and an assist against Bethesda

*Scored eight points in back-to-back games on the road (at Montana and North Dakota State)

*Dished out a career-high three assists against Montana

Season Highs.....Career Highs

8, Two gamesPoints.....8, Two games

3, Four gamesFG Made3, Four games

7, vs. Wyoming, 2/17.....FG Attempted7, Wyoming, 2/17/24

2, Two games3pt Made2, Two games

5, Two games3pt Attempted5, Two games

2, vs. Boise St, 2/20FT Made.....2, vs. Boise St, 2/20/24

2, vs. Boise St, 2/20FT Att2, vs. Boise St, 2/20/24

3, at Wyoming, 1/2Rebounds.....3, Wyoming, 1/2/23

3, vs. Montana, 12/17Assists3, Montana, 12/17/23

1, at Wyoming, 1/2Blocks.....1, Wyoming, 1/2/24

2, Two gamesSteals2, Two games

#2
Rickey Mitchell Jr.
G • 6-4 • 172 • FR
Aurora, Colo./
Smoky Hill HS

*Registered his first career block, at Wyoming

| Opponent | Date | GS | MIN | Total | | 3-Pointers | | Free throws | | Rebounds | | | | PF | A | TO | BLK | STL | PTS | AVG |
|---------------------|------------|----------|---------------|--------------|-------------|--------------|-------------|-------------|--------------|----------|----------|-----------|------------|-----------|-----------|----------|----------|----------|-----------|------------|
| | | | | FG-FGA | PCT | 3FG-3FGA | PCT | FT-FTA | PCT | OFF | DEF | TOT | AVG | | | | | | | |
| UC Irvine | 11/07/2023 | | 03:40 | 0-1 | .000 | 0-1 | .000 | 0-0 | .000 | 0 | 0 | 0 | 0.0 | 2 | 0 | 1 | 0 | 0 | 0 | 0.0 |
| Bethesda (CA) | 11/09/2023 | | 13:58 | 3-5 | .600 | 1-3 | .333 | 0-0 | .000 | 1 | 1 | 2 | 1.0 | 2 | 1 | 0 | 0 | 2 | 7 | 3.5 |
| at Texas Tech | 11/12/2023 | | 04:39 | 0-0 | .000 | 0-0 | .000 | 0-0 | .000 | 0 | 0 | 0 | 0.7 | 0 | 0 | 0 | 0 | 0 | 2.3 | |
| vs Norfolk St. | 11/18/2023 | | 03:01 | 1-1 | 1.000 | 1-1 | 1.000 | 0-0 | .000 | 0 | 0 | 0 | 0.5 | 1 | 2 | 0 | 0 | 3 | 2.5 | |
| North Dakota St. | 11/27/2023 | | 03:55 | 0-1 | .000 | 0-1 | .000 | 0-0 | .000 | 0 | 0 | 0 | 0.4 | 0 | 0 | 0 | 0 | 0 | 2.0 | |
| at Montana | 12/02/2023 | | 18:23 | 3-6 | .500 | 2-5 | .400 | 0-0 | .000 | 1 | 0 | 1 | 0.5 | 0 | 1 | 1 | 0 | 2 | 8 | 3.0 |
| at North Dakota St. | 12/04/2023 | | 25:10 | 3-6 | .500 | 2-5 | .400 | 0-0 | .000 | 1 | 1 | 2 | 0.7 | 3 | 1 | 0 | 0 | 1 | 8 | 3.7 |
| New Orleans | 12/09/2023 | | 08:46 | 1-3 | .333 | 0-2 | .000 | 0-0 | .000 | 0 | 2 | 2 | 0.9 | 0 | 1 | 0 | 0 | 2 | 3.5 | |
| Montana | 12/17/2023 | | 12:57 | 0-0 | .000 | 0-0 | .000 | 0-0 | .000 | 0 | 0 | 0 | 0.8 | 2 | 3 | 0 | 0 | 0 | 3.1 | |
| at Wyoming | 01/02/2024 | | 06:46 | 1-2 | .500 | 0-1 | .000 | 0-0 | .000 | 2 | 1 | 3 | 1.0 | 2 | 1 | 0 | 1 | 0 | 2 | 3.0 |
| at Air Force | 01/13/2024 | | 08:57 | 1-2 | .500 | 1-2 | .500 | 0-0 | .000 | 0 | 0 | 0 | 0.9 | 1 | 0 | 0 | 0 | 0 | 3 | 3.0 |
| at Fresno St. | 01/16/2024 | | 04:13 | 0-0 | .000 | 0-0 | .000 | 0-0 | .000 | 0 | 0 | 0 | 0.8 | 0 | 0 | 0 | 0 | 0 | 2.8 | |
| New Mexico | 01/24/2024 | | 01:57 | 0-2 | .000 | 0-1 | .000 | 0-0 | .000 | 0 | 0 | 0 | 0.8 | 0 | 0 | 0 | 0 | 0 | 2.5 | |
| at Utah St. | 01/30/2024 | | 11:52 | 1-2 | .500 | 1-2 | .500 | 0-0 | .000 | 0 | 0 | 0 | 0.7 | 0 | 1 | 1 | 0 | 0 | 3 | 2.6 |
| at Nevada | 02/02/2024 | | 13:51 | 2-4 | .500 | 0-2 | .000 | 0-0 | .000 | 1 | 1 | 2 | 0.8 | 3 | 0 | 0 | 0 | 0 | 4 | 2.7 |
| Fresno St. | 02/06/2024 | | 12:02 | 1-2 | .500 | 1-1 | 1.000 | 0-0 | .000 | 0 | 0 | 0 | 0.8 | 0 | 0 | 1 | 0 | 0 | 3 | 2.7 |
| at Colorado St. | 02/09/2024 | | 06:01 | 0-1 | .000 | 0-1 | .000 | 0-0 | .000 | 0 | 1 | 1 | 0.8 | 1 | 0 | 0 | 0 | 0 | 2.5 | |
| Air Force | 02/13/2024 | | 04:31 | 0-0 | .000 | 0-0 | .000 | 0-0 | .000 | 0 | 0 | 0 | 0.7 | 0 | 1 | 0 | 0 | 0 | 2.4 | |
| Wyoming | 02/17/2024 | * | 24:35 | 3-7 | .429 | 1-3 | .333 | 0-0 | .000 | 0 | 1 | 1 | 0.7 | 1 | 2 | 0 | 0 | 0 | 7 | 2.6 |
| at Boise St. | 02/20/2024 | | 17:12 | 1-4 | .250 | 1-4 | .250 | 2-2 | 1.000 | 1 | 1 | 2 | 0.8 | 2 | 1 | 0 | 0 | 0 | 5 | 2.8 |
| Totals | | 1 | 206:25 | 21-49 | .429 | 11-35 | .314 | 2-2 | 1.000 | 7 | 9 | 16 | 0.8 | 20 | 14 | 6 | 1 | 5 | 55 | 2.8 |

Player Averages

| Games Played | Minutes/game | Points/game | FG Pct | 3FG Pct | FT Pct | Rebounds/game | Assists/game | Turnovers/game | Assist/Turnover ratio | Steals/game | Blocks/game |
|--------------|--------------|-------------|--------|---------|--------|---------------|--------------|----------------|-----------------------|-------------|-------------|
| 20 | 10.3 | 2.8 | 42.9 | 31.4 | 100.0 | 0.8 | 0.7 | 0.3 | 2.3 | 0.3 | 0.1 |

| | | Field Goals | | 3-Point | | F-Throws | | Rebounds | | | | Scoring | | | | | | | | |
|--------------|------|-------------|-----------------|--------------|-------------|--------------|-------------|------------|--------------|----------|----------|-----------|------------|-------------|-----------|----------|----------|----------|-----------|------------|
| SEASON | TEAM | GP-GS | MIN/AVG | FG-FGA | FG% | 3FG-3FGA | 3FG% | FT-FTA | FT% | OFF | DEF | TOT | AVG | PF-FO | A | TO | BLK | STL | PTS | AVG |
| 2023-24 | SJSU | 20-1 | 206/10.3 | 21-49 | .429 | 11-35 | .314 | 2-2 | 1.000 | 7 | 9 | 16 | 0.8 | 20-0 | 14 | 6 | 1 | 5 | 55 | 2.8 |
| TOTAL | | 20-1 | 206/10.3 | 21-49 | .429 | 11-35 | .314 | 2-2 | 1.000 | 7 | 9 | 16 | 0.8 | 20-0 | 14 | 6 | 1 | 5 | 55 | 2.8 |



*Made his San José State debut against UC Irvine

*Registered seven points at Texas Tech and six points, all dunks, against UC Irvine

*Grabbed a team-best 11 rebounds in the win over Bethesda

*Added nine rebounds versus Abilene Christian

*Recorded three blocks and two assists against Bethesda

#4
Adrame
Diongue
C • 7-0 • 190 • SO
Dakar, Senegal/
Washington State

*Collected two blocks at Texas Tech

*Recorded three blocks against Norfolk State

*Produced a near double-double against Hampton with nine points and nine rebounds

*Scored nine points at North Dakota State, two of his points were on a lob dunk which was featured on SC-Top10 as the fourth-best play of the day

*Registered 10 points against Santa Clara, shooting an efficient 4-for-5 from the field

*Recorded four blocks in back-to-back games, at Wyoming and versus Boise State

*Collected three blocks and nine rebounds at Fresno State

*Registered four blocks against New Mexico

10+ Rebound Games (1)
11 - vs. Bethesda, 11/9/23

3+ Block Games (8)
4 - at Wyoming, 1/2/24
4 - vs. Boise St, 1/5/24
4 - vs. New Mexico, 1/24/24
3 - vs. Bethesda, 11/9/23
3 - vs. Norfolk St, 11/18/23
3 - at Fresno St, 1/16/24
3 - UCLA, 12/30/22
3 - Arizona, 1/26/23

| Season Highs..... | Career Highs |
|-------------------------------|---------------------------------------|
| 10, Two games..... | Points..... 10, Two games |
| 4, Four games..... | FG Made..... 4, Four games |
| 7, vs. New Mexico, 1/24..... | FG Att..... New Mexico, 1/24/24 |
| | 3pt Made..... |
| | 3pt Att.....1, Prairie View, 11/15/22 |
| 3, vs. Hampton, 11/20..... | FT Made.....4, Prairie View, 11/15/22 |
| 6, Two games..... | FT Att..... 6, Two games |
| 11, vs. Bethesda, 11/9..... | Rebounds..... 11, Bethesda, 11/9/23 |
| 3, vs. New Orleans, 12/9..... | Assists.....3, New Orleans, 12/9/23 |
| 4, Three games..... | Blocks..... 4, Three games |
| 2, at Utah State, 1/30..... | Steals..... 2, at Utah State, 1/30/24 |

| Opponent | Date | GS | MIN | Total | | 3-Pointers | | Free throws | | Rebounds | | | | PF | A | TO | BLK | STL | PTS | AVG | |
|----------------------|------------|----|-----------|---------------|--------------|-------------|------------|-------------|--------------|-------------|-----------|-----------|------------|------------|-----------|-----------|-----------|-----------|-----------|------------|------------|
| | | | | FG-FGA | PCT | 3FG-3FGA | PCT | FT-FTA | PCT | OFF | DEF | TOT | AVG | | | | | | | | |
| UC Irvine | 11/07/2023 | * | 14:56 | 3-4 | .750 | 0-0 | .000 | 0-0 | .000 | 1 | 3 | 4 | 4.0 | 5 | 1 | 1 | 0 | 1 | 6 | 6.0 | |
| Bethesda (CA) | 11/09/2023 | * | 19:55 | 2-4 | .500 | 0-0 | .000 | 0-0 | .000 | 5 | 6 | 11 | 7.5 | 1 | 2 | 4 | 3 | 1 | 4 | 5.0 | |
| at Texas Tech | 11/12/2023 | * | 20:27 | 3-3 | 1.000 | 0-0 | .000 | 1-2 | .500 | 3 | 3 | 6 | 7.0 | 5 | 1 | 4 | 2 | 0 | 7 | 5.7 | |
| vs Abilene Christian | 11/17/2023 | * | 23:13 | 2-2 | 1.000 | 0-0 | .000 | 1-5 | .200 | 2 | 7 | 9 | 7.5 | 4 | 2 | 2 | 1 | 0 | 5 | 5.5 | |
| vs Norfolk St. | 11/18/2023 | * | 18:42 | 2-2 | 1.000 | 0-0 | .000 | 2-2 | 1.000 | 1 | 5 | 6 | 7.2 | 3 | 0 | 3 | 3 | 0 | 6 | 5.6 | |
| vs Hampton | 11/20/2023 | * | 29:04 | 3-3 | 1.000 | 0-0 | .000 | 3-6 | .500 | 2 | 7 | 9 | 7.5 | 1 | 0 | 3 | 1 | 1 | 9 | 6.2 | |
| North Dakota St. | 11/27/2023 | * | 04:44 | 0-2 | .000 | 0-0 | .000 | 0-0 | .000 | 0 | 0 | 0 | 6.4 | 5 | 0 | 1 | 1 | 0 | 0 | 5.3 | |
| at Cal Poly | 11/29/2023 | * | 19:01 | 1-2 | .500 | 0-0 | .000 | 0-0 | .000 | 1 | 4 | 5 | 6.3 | 5 | 1 | 2 | 1 | 1 | 2 | 4.9 | |
| at Montana | 12/02/2023 | * | 13:12 | 2-3 | .667 | 0-0 | .000 | 1-2 | .500 | 0 | 2 | 2 | 5.8 | 2 | 0 | 3 | 1 | 1 | 5 | 4.9 | |
| at North Dakota St. | 12/04/2023 | * | 17:10 | 4-6 | .667 | 0-0 | .000 | 1-3 | .333 | 0 | 3 | 3 | 5.5 | 5 | 0 | 2 | 1 | 0 | 9 | 5.3 | |
| New Orleans | 12/09/2023 | * | 14:15 | 2-3 | .667 | 0-0 | .000 | 0-4 | .000 | 0 | 3 | 3 | 5.3 | 4 | 3 | 1 | 1 | 0 | 4 | 5.2 | |
| Santa Clara | 12/20/2023 | * | 18:21 | 4-5 | .800 | 0-0 | .000 | 2-4 | .500 | 0 | 2 | 2 | 5.0 | 3 | 0 | 3 | 1 | 0 | 10 | 5.6 | |
| at Wyoming | 01/02/2024 | * | 17:47 | 1-4 | .250 | 0-0 | .000 | 0-0 | .000 | 1 | 0 | 1 | 4.7 | 1 | 0 | 0 | 4 | 0 | 2 | 5.3 | |
| Boise St. | 01/05/2024 | * | 23:48 | 4-6 | .667 | 0-0 | .000 | 2-6 | .333 | 3 | 1 | 4 | 4.6 | 2 | 1 | 2 | 4 | 1 | 10 | 5.6 | |
| San Diego St. | 01/09/2024 | * | 13:24 | 1-1 | 1.000 | 0-0 | .000 | 0-0 | .000 | 1 | 3 | 4 | 4.6 | 5 | 0 | 1 | 0 | 0 | 2 | 5.4 | |
| at Air Force | 01/13/2024 | * | 14:46 | 2-2 | 1.000 | 0-0 | .000 | 0-0 | .000 | 3 | 0 | 3 | 4.5 | 0 | 0 | 2 | 2 | 0 | 4 | 5.3 | |
| at Fresno St. | 01/16/2024 | * | 18:07 | 1-3 | .333 | 0-0 | .000 | 0-0 | .000 | 3 | 6 | 9 | 4.8 | 4 | 1 | 0 | 3 | 0 | 2 | 5.1 | |
| New Mexico | 01/24/2024 | * | 17:33 | 4-7 | .571 | 0-0 | .000 | 1-1 | 1.000 | 3 | 1 | 4 | 4.7 | 3 | 1 | 3 | 4 | 0 | 9 | 5.3 | |
| UNLV | 01/27/2024 | * | 20:07 | 2-6 | .333 | 0-0 | .000 | 0-2 | .000 | 1 | 3 | 4 | 4.7 | 4 | 2 | 1 | 1 | 1 | 4 | 5.3 | |
| at Utah St. | 01/30/2024 | * | 17:06 | 3-4 | .750 | 0-0 | .000 | 0-0 | .000 | 0 | 2 | 2 | 4.6 | 4 | 0 | 0 | 0 | 2 | 6 | 5.3 | |
| at Nevada | 02/02/2024 | * | 12:45 | 1-3 | .333 | 0-0 | .000 | 0-0 | .000 | 2 | 4 | 6 | 4.6 | 4 | 1 | 1 | 0 | 0 | 2 | 5.1 | |
| Fresno St. | 02/06/2024 | * | 10:23 | 2-4 | .500 | 0-0 | .000 | 0-1 | .000 | 1 | 3 | 4 | 4.6 | 3 | 2 | 1 | 0 | 0 | 4 | 5.1 | |
| at Colorado St. | 02/09/2024 | * | 11:56 | 1-2 | .500 | 0-0 | .000 | 0-0 | .000 | 3 | 1 | 4 | 4.6 | 0 | 1 | 2 | 2 | 1 | 2 | 5.0 | |
| Air Force | 02/13/2024 | * | 06:12 | 1-1 | 1.000 | 0-0 | .000 | 1-2 | .500 | 0 | 1 | 1 | 4.4 | 2 | 0 | 1 | 0 | 0 | 3 | 4.9 | |
| Wyoming | 02/17/2024 | * | 21:12 | 3-4 | .750 | 0-0 | .000 | 1-2 | .500 | 0 | 7 | 7 | 4.5 | 3 | 1 | 1 | 2 | 2 | 7 | 5.0 | |
| at Boise St. | 02/20/2024 | * | 08:07 | 0-0 | .000 | 0-0 | .000 | 0-0 | .000 | 0 | 0 | 0 | 4.3 | 0 | 0 | 0 | 0 | 0 | 0 | 4.8 | |
| Totals | | | 23 | 426:13 | 54-86 | .628 | 0-0 | .000 | 16-42 | .381 | 36 | 77 | 113 | 4.3 | 78 | 20 | 44 | 38 | 12 | 124 | 4.8 |

Player Averages

| Games Played | Minutes/ game | Points/ game | FG Pct | 3FG Pct | FT Pct | Rebounds/ game | Assists/ game | Turnovers/ game | Assist/Turnover ratio | Steals/ game | Blocks/ game |
|--------------|---------------|--------------|--------|---------|--------|----------------|---------------|-----------------|-----------------------|--------------|--------------|
| 26 | 16.4 | 4.8 | 62.8 | 0.0 | 38.1 | 4.3 | 0.8 | 1.7 | 0.5 | 0.5 | 1.5 |

| | | Field Goals | | 3-Point | | F-Throws | | Rebounds | | | | Scoring | | | | | | | | |
|-----------------------|------|--------------|-----------------|---------------|-------------|------------|-------------|--------------|-------------|-----------|------------|------------|------------|--------------|-----------|-----------|-----------|-----------|------------|------------|
| SEASON | TEAM | GP-GS | MIN/AVG | FG-FGA | FG% | 3FG-3FGA | 3FG% | FT-FTA | FT% | OFF | DEF | TOT | AVG | PF-FO | A | TO | BLK | STL | PTS | AVG |
| 2022-23 | WSU | 23-0 | 146/6.4 | 10-19 | .526 | 0-1 | .000 | 10-17 | .588 | 18 | 24 | 42 | 1.8 | 32-0 | 4 | 15 | 12 | 6 | 30 | 1.3 |
| 2023-24 | SJSU | 26-23 | 426/16.4 | 54-86 | .628 | 0-0 | .000 | 16-42 | .381 | 36 | 77 | 113 | 4.3 | 78-6 | 20 | 44 | 38 | 12 | 124 | 4.8 |
| TOTAL FOR SJSU | | 26-23 | 426/16.4 | 54-86 | .628 | 0-0 | .000 | 16-42 | .381 | 36 | 77 | 113 | 4.3 | 78-6 | 20 | 44 | 38 | 12 | 124 | 4.8 |
| TOTAL | | 49-23 | 572/11.7 | 64-105 | .610 | 0-1 | .000 | 26-59 | .441 | 54 | 101 | 155 | 3.2 | 110-6 | 24 | 59 | 50 | 18 | 154 | 3.1 |



#5
Tibet
Gorener
F • 6-9 • 200 • SR
**Istanbul, Turkey/
 Arizona**

- *The Spartans' all-time leader in 3-pointers made and attempted
- *Scored 26 points to lead the Spartans in a win over Bethesda
- *Shot 100 percent from the free-throw line (6-6) against UC Irvine
- *Brought down nine rebounds against Bethesda and Cal Poly
- *Recorded a block against UC Irvine and at Texas Tech

- *Scored 14 or more points in every game at Paradise Jam
- *Produced 12 points against Santa Clara, shooting 50 percent from the field
- *Scored 16 points at Wyoming, shooting an efficient 5-for-9
- *Registered 15 points in back-to-back games, against San Diego State then at Wyoming
- *Scored a career-high 32 points at Fresno State, knocking down seven threes on nine attempts

Season Highs.....Career Highs
 32, at Fresno St, 1/16Points..... 32, Fresno St, 1/16/24
 12, at Fresno St, 1/16FG Made..... 12, Fresno St, 1/16/24
 17, at Fresno St, 1/16FG Att..... 17, Fresno St, 1/16
 7, at Fresno St, 1/16.....3pt Made 7, Fresno St, 1/16
 9, Four games.....3pt Att..... 12, Nevada, 2/21/23
 6, vs. UC Irvine, 11/7 FT Made.....6, UC Irvine, 11/7/23
 6, vs. UC Irvine, 11/7 FT Attempted 6, UC Irvine, 11/7/23
 9, Two gamesRebounds..... 9, Four games
 3, vs. Fresno State, 2/6..... Assists 3, Four games
 2, at North Dakota St, 12/4.....Blocks..... 2, North Dakota St, 12/4/23
 2, vs. Abilene Christian, 11/17 Steals 2, Five games

20+ Point Games (4)
32 - at Fresno St, 1/16/24
26 - vs. Bethesda, 11/9/23
 23 - vs. Bethesda, 1/8/22
 20 - at Utah State, 1/21/23

| Opponent | Date | GS | MIN | Total | | 3-Pointers | | Free throws | | Rebounds | | | | PF | A | TO | BLK | STL | PTS | AVG |
|----------------------|------------|----|-----------|---------------|-------------|----------------|-------------|---------------|-------------|-----------|-----------|------------|------------|-----------|-----------|-----------|----------|-----------|------------|-------------|
| | | | | FG-FGA | PCT | 3FG-3FGA | PCT | FT-FTA | PCT | OFF | DEF | TOT | AVG | | | | | | | |
| UC Irvine | 11/07/2023 | * | 32:33 | 4-8 | .500 | 3-4 | .750 | 6-6 | 1.000 | 2 | 3 | 5 | 5.0 | 0 | 0 | 4 | 1 | 0 | 17 | 17.0 |
| Bethesda (CA) | 11/09/2023 | * | 25:24 | 11-15 | .733 | 4-5 | .800 | 0-1 | .000 | 3 | 6 | 9 | 7.0 | 2 | 0 | 1 | 0 | 1 | 26 | 21.5 |
| at Texas Tech | 11/12/2023 | * | 36:50 | 0-7 | .000 | 0-4 | .000 | 0-0 | .000 | 3 | 0 | 3 | 5.7 | 1 | 0 | 3 | 1 | 1 | 0 | 14.3 |
| vs Abilene Christian | 11/17/2023 | * | 37:56 | 4-13 | .308 | 3-9 | .333 | 4-4 | 1.000 | 0 | 7 | 7 | 6.0 | 2 | 1 | 1 | 0 | 2 | 15 | 14.5 |
| vs Norfolk St. | 11/18/2023 | * | 30:01 | 5-11 | .455 | 3-8 | .375 | 1-2 | .500 | 1 | 6 | 7 | 6.2 | 2 | 2 | 1 | 0 | 0 | 14 | 14.4 |
| vs Hampton | 11/20/2023 | * | 37:18 | 6-14 | .429 | 3-8 | .375 | 0-1 | .000 | 0 | 1 | 1 | 5.3 | 1 | 0 | 0 | 0 | 0 | 15 | 14.5 |
| North Dakota St. | 11/27/2023 | * | 32:29 | 5-15 | .333 | 3-9 | .333 | 2-4 | .500 | 1 | 3 | 4 | 5.1 | 0 | 0 | 0 | 1 | 1 | 15 | 14.6 |
| at Cal Poly | 11/29/2023 | * | 35:56 | 6-13 | .462 | 1-7 | .143 | 4-6 | .667 | 4 | 5 | 9 | 5.6 | 2 | 1 | 2 | 1 | 0 | 17 | 14.9 |
| at Montana | 12/02/2023 | * | 28:50 | 1-7 | .143 | 1-4 | .250 | 2-3 | .667 | 1 | 6 | 7 | 5.8 | 1 | 0 | 1 | 1 | 1 | 5 | 13.8 |
| at North Dakota St. | 12/04/2023 | * | 41:33 | 5-10 | .500 | 2-7 | .286 | 1-1 | 1.000 | 0 | 3 | 3 | 5.5 | 1 | 1 | 1 | 2 | 1 | 13 | 13.7 |
| New Orleans | 12/09/2023 | * | 36:54 | 2-12 | .167 | 1-6 | .167 | 3-4 | .750 | 3 | 3 | 6 | 5.5 | 1 | 1 | 0 | 0 | 1 | 8 | 13.2 |
| Montana | 12/17/2023 | * | 35:09 | 5-11 | .455 | 3-6 | .500 | 0-0 | .000 | 0 | 1 | 1 | 5.2 | 1 | 2 | 1 | 0 | 1 | 13 | 13.2 |
| Santa Clara | 12/20/2023 | * | 37:00 | 4-8 | .500 | 2-5 | .400 | 2-2 | 1.000 | 0 | 4 | 4 | 5.1 | 1 | 1 | 2 | 0 | 1 | 12 | 13.1 |
| at Wyoming | 01/02/2024 | * | 32:58 | 5-9 | .556 | 3-5 | .600 | 3-4 | .750 | 2 | 4 | 6 | 5.1 | 1 | 0 | 3 | 1 | 1 | 16 | 13.3 |
| Boise St. | 01/05/2024 | * | 37:23 | 1-8 | .125 | 1-6 | .167 | 0-1 | .000 | 1 | 2 | 3 | 5.0 | 2 | 0 | 0 | 1 | 0 | 3 | 12.6 |
| San Diego St. | 01/09/2024 | * | 35:14 | 4-9 | .444 | 4-8 | .500 | 3-5 | .600 | 0 | 2 | 2 | 4.8 | 3 | 0 | 1 | 0 | 0 | 15 | 12.8 |
| at Air Force | 01/13/2024 | * | 34:03 | 5-13 | .385 | 2-6 | .333 | 3-4 | .750 | 2 | 3 | 5 | 4.8 | 3 | 1 | 0 | 0 | 0 | 15 | 12.9 |
| at Fresno St. | 01/16/2024 | * | 38:16 | 12-17 | .706 | 7-9 | .778 | 1-2 | .500 | 3 | 2 | 5 | 4.8 | 1 | 1 | 2 | 0 | 0 | 32 | 13.9 |
| New Mexico | 01/24/2024 | * | 33:50 | 5-10 | .500 | 2-6 | .333 | 0-0 | .000 | 0 | 3 | 3 | 4.7 | 2 | 2 | 1 | 0 | 0 | 12 | 13.8 |
| UNLV | 01/27/2024 | * | 36:26 | 5-11 | .455 | 3-8 | .375 | 0-0 | .000 | 1 | 1 | 2 | 4.6 | 4 | 0 | 1 | 0 | 0 | 13 | 13.8 |
| at Utah St. | 01/30/2024 | * | 30:00 | 3-10 | .300 | 1-5 | .200 | 2-2 | 1.000 | 0 | 1 | 1 | 4.4 | 1 | 0 | 0 | 0 | 1 | 9 | 13.6 |
| at Nevada | 02/02/2024 | * | 17:11 | 2-10 | .200 | 1-6 | .167 | 0-0 | .000 | 2 | 1 | 3 | 4.4 | 2 | 0 | 1 | 0 | 0 | 5 | 13.2 |
| Fresno St. | 02/06/2024 | * | 38:15 | 2-8 | .250 | 1-4 | .250 | 1-2 | .500 | 1 | 6 | 7 | 4.5 | 2 | 3 | 0 | 0 | 0 | 6 | 12.9 |
| at Colorado St. | 02/09/2024 | * | 30:04 | 4-11 | .364 | 1-3 | .333 | 0-0 | .000 | 1 | 4 | 5 | 4.5 | 0 | 0 | 1 | 0 | 1 | 9 | 12.7 |
| Air Force | 02/13/2024 | * | 26:31 | 3-6 | .500 | 0-3 | .000 | 1-1 | 1.000 | 0 | 0 | 0 | 4.3 | 2 | 2 | 1 | 0 | 0 | 7 | 12.5 |
| Wyoming | 02/17/2024 | * | 32:05 | 3-10 | .300 | 0-4 | .000 | 3-3 | 1.000 | 2 | 0 | 2 | 4.2 | 1 | 1 | 3 | 0 | 0 | 9 | 12.3 |
| at Boise St. | 02/20/2024 | * | 30:59 | 4-10 | .400 | 4-9 | .444 | 0-0 | .000 | 0 | 1 | 1 | 4.1 | 1 | 1 | 1 | 0 | 0 | 12 | 12.3 |
| Totals | | | 27 | 901:08 | .406 | 116-286 | .360 | 59-164 | .724 | 33 | 78 | 111 | 4.1 | 40 | 20 | 32 | 9 | 13 | 333 | 12.3 |

Player Averages

| Games Played | Minutes/game | Points/game | FG Pct | 3FG Pct | FT Pct | Rebounds/game | Assists/game | Turnovers/game | Assist/Turnover ratio | Steals/game | Blocks/game |
|--------------|--------------|-------------|--------|---------|--------|---------------|--------------|----------------|-----------------------|-------------|-------------|
| 27 | 33.4 | 12.3 | 40.6 | 36.0 | 72.4 | 4.1 | 0.7 | 1.2 | 0.6 | 0.5 | 0.3 |

| SEASON | TEAM | GP-GS | MIN/AVG | Field Goals | | 3-Point | | F-Throws | | Rebounds | | | | Scoring | | | | | | |
|-----------------------|------|--------------|------------------|----------------|-------------|----------------|-------------|---------------|-------------|-----------|------------|------------|------------|--------------|-----------|-----------|-----------|-----------|------------|------------|
| | | | | FG-FGA | FG% | 3FG-3FGA | 3FG% | FT-FTA | FT% | OFF | DEF | TOT | AVG | PF-FO | A | TO | BLK | STL | PTS | AVG |
| 2020-21 | UA | 8-0 | 30/3.7 | 3-9 | .333 | 3-9 | .333 | 0-0 | .000 | 0 | 6 | 6 | 0.8 | 4-0 | 1 | 3 | 0 | 0 | 9 | 1.1 |
| 2021-22 | SJSU | 30-23 | 810/27.0 | 78-221 | .353 | 54-171 | .316 | 18-29 | .621 | 10 | 86 | 96 | 3.2 | 48-0 | 26 | 26 | 4 | 14 | 228 | 7.6 |
| 2022-23 | SJSU | 34-0 | 692/20.4 | 74-210 | .352 | 54-163 | .331 | 12-20 | .600 | 16 | 56 | 72 | 2.1 | 41-0 | 20 | 20 | 7 | 11 | 214 | 6.3 |
| 2023-24 | SJSU | 27-27 | 901/33.4 | 116-286 | .406 | 59-164 | .360 | 42-58 | .724 | 33 | 78 | 111 | 4.1 | 40-0 | 20 | 32 | 9 | 13 | 333 | 12.3 |
| TOTAL FOR SJSU | | 91-50 | 2403/26.4 | 268-717 | .374 | 167-498 | .335 | 72-107 | .673 | 59 | 220 | 279 | 3.1 | 129-0 | 66 | 78 | 20 | 38 | 775 | 8.5 |
| TOTAL | | 99-50 | 2433/24.6 | 271-726 | .373 | 170-507 | .335 | 72-107 | .673 | 59 | 226 | 285 | 2.9 | 133-0 | 67 | 81 | 20 | 38 | 784 | 7.9 |



*Made his San José State debut against UC Irvine

*Scored 16 points against Bethesda as he was 8-for-10 from the free throw line

*Dished out three assists and grabbed two steals against Bethesda

*Grabbed three rebounds in each of he first two games

*Scored nine points in under two minutes at Montana

Season Highs.....Career Highs

20, vs. Wyoming, 2/17Points..... 20, Wyoming , 2/17/24

7, vs. Wyoming, 2/17 FG Made7, Wyoming, 2/17/24

10, vs. Montana, 12/17 FG Attempted... 10, Montana, 12/17/20

2, vs. Wyoming, 2/17 3pt Made 2, vs. Wyoming, 2/17

4, vs. Montana, 12/17 3pt Attempted 4, Montana, 12/17/23

8, vs. Bethesda, 11/9 FT Made..... 8, Bethesda, 11/9/23

10, vs. Bethesda, 11/9 FT Att 10, Bethesda, 11/9/23

7, vs. Santa Clara, 12/20Rebounds..... 7, Santa Clara, 12/20/23

3, Two games Assists 3, Two games

1, at Wyoming, 1/2Blocks..... 1, Wyoming, 1/2/24

2, Two games Steals 2, Two games

#6
Latrell
Davis
G • 6-2 • 195 • FR
Leeds,
Great Britain/
First Baptist
Academy (Fla.)

*Got his first career start and scored seven points at Montana

*Registered 12 points and six rebounds versus Montana

*Scored 12 points and collected seven rebounds against Santa Clara

*Recorded his first career block, at Wyoming

*Registered 10 points at Nevada, recording double digits for the first time in conference play

*Scored 20 points against Wyoming going 7-for-8 from three, 4-for-5 from the free-throw line, and 2-for-3 from beyond the arc

20+ Point Games (1)
20 - vs. Wyoming, 2/17/24

| Opponent | Date | GS | MIN | Total | | 3-Pointers | | Free throws | | Rebounds | | | | PF | A | TO | BLK | STL | PTS | AVG |
|----------------------|------------|----------|---------------|--------------|-------------|-------------|-------------|--------------|-------------|----------|-----------|-----------|------------|-----------|-----------|-----------|----------|----------|------------|------------|
| | | | | FG-FGA | PCT | 3FG-3FGA | PCT | FT-FTA | PCT | OFF | DEF | TOT | AVG | | | | | | | |
| UC Irvine | 11/07/2023 | | 13:56 | 0-1 | .000 | 0-0 | .000 | 0-2 | .000 | 1 | 2 | 3 | 3.0 | 1 | 1 | 1 | 0 | 0 | 0 | 0.0 |
| Bethesda (CA) | 11/09/2023 | | 20:10 | 4-7 | .571 | 0-2 | .000 | 8-10 | .800 | 2 | 1 | 3 | 3.0 | 2 | 3 | 2 | 0 | 2 | 16 | 8.0 |
| at Texas Tech | 11/12/2023 | | 08:44 | 1-2 | .500 | 1-2 | .500 | 0-0 | .000 | 1 | 0 | 1 | 2.3 | 1 | 0 | 2 | 0 | 0 | 3 | 6.3 |
| vs Abilene Christian | 11/17/2023 | | 12:14 | 1-2 | .500 | 0-1 | .000 | 1-2 | .500 | 0 | 2 | 2 | 2.3 | 0 | 0 | 0 | 0 | 0 | 3 | 5.5 |
| vs Norfolk St. | 11/18/2023 | | 18:18 | 1-5 | .200 | 0-1 | .000 | 5-6 | .833 | 0 | 2 | 2 | 2.2 | 0 | 0 | 0 | 0 | 0 | 7 | 5.8 |
| vs Hampton | 11/20/2023 | | 05:21 | 0-1 | .000 | 0-0 | .000 | 0-0 | .000 | 0 | 0 | 0 | 1.8 | 0 | 0 | 0 | 0 | 0 | 0 | 4.8 |
| North Dakota St. | 11/27/2023 | | 03:01 | 0-0 | .000 | 0-0 | .000 | 0-0 | .000 | 0 | 0 | 0 | 1.6 | 0 | 0 | 1 | 0 | 0 | 0 | 4.1 |
| at Cal Poly | 11/29/2023 | | 02:47 | 0-0 | .000 | 0-0 | .000 | 0-0 | .000 | 0 | 0 | 0 | 1.4 | 0 | 0 | 0 | 0 | 0 | 0 | 3.6 |
| at Montana | 12/02/2023 | | 13:13 | 3-4 | .750 | 0-0 | .000 | 3-4 | .750 | 0 | 1 | 1 | 1.3 | 0 | 0 | 1 | 0 | 0 | 9 | 4.2 |
| at North Dakota St. | 12/04/2023 | | 03:18 | 0-0 | .000 | 0-0 | .000 | 0-0 | .000 | 0 | 0 | 0 | 1.2 | 0 | 0 | 0 | 0 | 0 | 0 | 3.8 |
| New Orleans | 12/09/2023 | * | 16:56 | 3-5 | .600 | 1-2 | .500 | 0-0 | .000 | 0 | 4 | 4 | 1.5 | 2 | 1 | 0 | 0 | 0 | 7 | 4.1 |
| Montana | 12/17/2023 | * | 26:13 | 5-10 | .500 | 1-4 | .250 | 1-3 | .333 | 1 | 5 | 6 | 1.8 | 4 | 2 | 1 | 0 | 0 | 12 | 4.8 |
| Santa Clara | 12/20/2023 | * | 25:56 | 3-7 | .429 | 1-3 | .333 | 5-6 | .833 | 3 | 4 | 7 | 2.2 | 1 | 3 | 0 | 0 | 2 | 12 | 5.3 |
| at Wyoming | 01/02/2024 | | 11:33 | 0-3 | .000 | 0-2 | .000 | 0-0 | .000 | 0 | 1 | 1 | 2.1 | 1 | 1 | 1 | 1 | 0 | 0 | 4.9 |
| Boise St. | 01/05/2024 | | 05:32 | 1-1 | 1.000 | 0-0 | .000 | 0-0 | .000 | 0 | 0 | 0 | 2.0 | 0 | 0 | 0 | 0 | 0 | 2 | 4.7 |
| San Diego St. | 01/09/2024 | | 04:43 | 0-0 | .000 | 0-0 | .000 | 0-0 | .000 | 0 | 1 | 1 | 1.9 | 1 | 1 | 0 | 0 | 0 | 0 | 4.4 |
| at Air Force | 01/13/2024 | | 12:35 | 2-3 | .667 | 0-1 | .000 | 0-0 | .000 | 0 | 1 | 1 | 1.9 | 1 | 0 | 1 | 0 | 0 | 4 | 4.4 |
| at Fresno St. | 01/16/2024 | | 08:27 | 0-2 | .000 | 0-0 | .000 | 0-2 | .000 | 1 | 2 | 3 | 1.9 | 2 | 0 | 1 | 0 | 0 | 0 | 4.2 |
| New Mexico | 01/24/2024 | | 06:04 | 1-1 | 1.000 | 1-1 | 1.000 | 0-0 | .000 | 0 | 0 | 0 | 1.8 | 0 | 1 | 0 | 0 | 0 | 3 | 4.1 |
| UNLV | 01/27/2024 | | 04:59 | 0-1 | .000 | 0-0 | .000 | 0-0 | .000 | 0 | 1 | 1 | 1.8 | 2 | 0 | 0 | 0 | 0 | 0 | 3.9 |
| at Utah St. | 01/30/2024 | | 06:53 | 2-3 | .667 | 0-1 | .000 | 1-2 | .500 | 0 | 1 | 1 | 1.8 | 0 | 1 | 0 | 0 | 0 | 5 | 4.0 |
| at Nevada | 02/02/2024 | | 19:06 | 4-6 | .667 | 1-1 | 1.000 | 1-4 | .250 | 0 | 1 | 1 | 1.7 | 0 | 1 | 0 | 0 | 0 | 10 | 4.2 |
| at Colorado St. | 02/09/2024 | | 04:38 | 0-1 | .000 | 0-0 | .000 | 0-0 | .000 | 0 | 2 | 2 | 1.7 | 1 | 0 | 0 | 0 | 0 | 0 | 4.0 |
| Air Force | 02/13/2024 | | 07:58 | 0-0 | .000 | 0-0 | .000 | 0-0 | .000 | 0 | 0 | 0 | 1.7 | 2 | 0 | 0 | 0 | 0 | 0 | 3.9 |
| Wyoming | 02/17/2024 | | 20:34 | 7-8 | .875 | 2-3 | .667 | 4-5 | .800 | 0 | 2 | 2 | 1.7 | 3 | 0 | 0 | 0 | 0 | 20 | 4.5 |
| at Boise St. | 02/20/2024 | | 11:11 | 1-4 | .250 | 1-3 | .333 | 0-0 | .000 | 0 | 1 | 1 | 1.7 | 1 | 0 | 1 | 0 | 0 | 3 | 4.5 |
| Totals | | 3 | 294:21 | 39-77 | .506 | 9-27 | .333 | 29-46 | .630 | 9 | 34 | 43 | 1.7 | 25 | 14 | 13 | 1 | 4 | 116 | 4.5 |

Player Averages

| Games Played | Minutes/game | Points/game | FG Pct | 3FG Pct | FT Pct | Rebounds/game | Assists/game | Turnovers/game | Assist/Turnover ratio | Steals/game | Blocks/game |
|--------------|--------------|-------------|--------|---------|--------|---------------|--------------|----------------|-----------------------|-------------|-------------|
| 26 | 11.3 | 4.5 | 50.6 | 33.3 | 63.0 | 1.7 | 0.5 | 0.5 | 1.1 | 0.2 | 0.0 |

| | | Field Goals | | 3-Point | | F-Throws | | Rebounds | | | | Scoring | | | | | | | | |
|--------------|------|-------------|-----------------|--------------|-------------|-------------|-------------|--------------|-------------|----------|-----------|-----------|------------|-------------|-----------|-----------|----------|----------|------------|------------|
| SEASON | TEAM | GP-GS | MIN/AVG | FG-FGA | FG% | 3FG-3FGA | 3FG% | FT-FTA | FT% | OFF | DEF | TOT | AVG | PF-FO | A | TO | BLK | STL | PTS | AVG |
| 2023-24 | SJSU | 26-3 | 294/11.3 | 39-77 | .506 | 9-27 | .333 | 29-46 | .630 | 9 | 34 | 43 | 1.7 | 25-0 | 14 | 13 | 1 | 4 | 116 | 4.5 |
| TOTAL | | 26-3 | 294/11.3 | 39-77 | .506 | 9-27 | .333 | 29-46 | .630 | 9 | 34 | 43 | 1.7 | 25-0 | 14 | 13 | 1 | 4 | 116 | 4.5 |



*Made his Spartan debut with 11 minutes played against Bethesda

*Made a 3-pointer for his only points of the game

*Grabbed two rebounds and dished out two assists

*Made a 3-pointer against Norfolk State

| Season Highs..... | Career Highs |
|----------------------------|---|
| 3, Two games | Points..... 3, Two games |
| 1, Two games | FG Made..... 1, Two games |
| 4, vs. Bethesda, 11/9..... | FG Attempted..... 4, Bethesda, 11/9/23 |
| 1, Two games | 3pt Made..... 1, Two games |
| 4, vs. Bethesda, 11/9..... | 3pt Attempted..... 4, Bethesda, 11/9/23 |
| | FT Made..... |
| | FT Att..... |
| 2, vs. Bethesda, 11/9..... | Rebounds..... 2, Bethesda, 11/9/23 |
| 2, vs. Bethesda, 11/9..... | Assists..... 2, Bethesda, 11/9/23 |
| | Blocks..... |
| | Steals..... |


#7
Pasha
Goodarzi
G • 6-3 • 190 • FR
Los Gatos, Calif./
Valley Christian
HS

| Opponent | Date | GS | MIN | Total | | 3-Pointers | | Free throws | | Rebounds | | | | PF | A | TO | BLK | STL | PTS | AVG |
|----------------|------------|----------|--------------|------------|-------------|------------|-------------|-------------|-------------|----------|----------|----------|------------|----------|----------|----------|----------|----------|----------|------------|
| | | | | FG-FGA | PCT | 3FG-3FGA | PCT | FT-FTA | PCT | OFF | DEF | TOT | AVG | | | | | | | |
| Bethesda (CA) | 11/09/2023 | | 11:03 | 1-4 | .250 | 1-4 | .250 | 0-0 | .000 | 0 | 2 | 2 | 2.0 | 1 | 2 | 0 | 0 | 0 | 3 | 3.0 |
| vs Norfolk St. | 11/18/2023 | | 02:53 | 1-1 | 1.000 | 1-1 | 1.000 | 0-0 | .000 | 0 | 0 | 0 | 1.0 | 0 | 0 | 0 | 0 | 0 | 3 | 3.0 |
| at Montana | 12/02/2023 | | 05:42 | 0-0 | .000 | 0-0 | .000 | 0-0 | .000 | 0 | 0 | 0 | 0.7 | 1 | 0 | 1 | 0 | 0 | 0 | 2.0 |
| Totals | | 0 | 19:38 | 2-5 | .400 | 2-5 | .400 | 0-0 | .000 | 0 | 2 | 2 | 0.7 | 2 | 2 | 1 | 0 | 0 | 6 | 2.0 |

Player Averages

| Games Played | Minutes/ game | Points/ game | FG Pct | 3FG Pct | FT Pct | Rebounds/ game | Assists/ game | Turnovers/ game | Assist/Turnover ratio | Steals/ game | Blocks/ game |
|--------------|---------------|--------------|--------|---------|--------|----------------|---------------|-----------------|-----------------------|--------------|--------------|
| 3 | 6.5 | 2.0 | 40.0 | 40.0 | 0.0 | 0.7 | 0.7 | 0.3 | 2.0 | 0.0 | 0.0 |

| SEASON | TEAM | GP-GS | MIN/AVG | Field Goals | | 3-Point | | F-Throws | | Rebounds | | | | Scoring | | | | | | |
|--------------|------|------------|---------------|-------------|-------------|------------|-------------|------------|-------------|----------|----------|----------|------------|------------|----------|----------|----------|----------|----------|------------|
| | | | | FG-FGA | FG% | 3FG-3FGA | 3FG% | FT-FTA | FT% | OFF | DEF | TOT | AVG | PF-FO | A | TO | BLK | STL | PTS | AVG |
| 2023-24 | SJSU | 3-0 | 20/6.5 | 2-5 | .400 | 2-5 | .400 | 0-0 | .000 | 0 | 2 | 2 | 0.7 | 2-0 | 2 | 1 | 0 | 0 | 6 | 2.0 |
| TOTAL | | 3-0 | 20/6.5 | 2-5 | .400 | 2-5 | .400 | 0-0 | .000 | 0 | 2 | 2 | 0.7 | 2-0 | 2 | 1 | 0 | 0 | 6 | 2.0 |




Currently out to start the season

| Season Highs..... | Career Highs |
|-------------------------|--------------|
|Points..... | |
|FG Made..... | |
|FG Attempted..... | |
|3pt Made..... | |
|3pt Attempted..... | |
|FT Made..... | |
|FT Att..... | |
|Rebounds..... | |
|Assists..... | |
|Blocks..... | |
|Steals..... | |

#8

Iggy Mitchell
G • 6-2 • 200 • FR
Sydney, Australia/





#13
Alvaro
Cardenas
G • 6-1 • 180 • JR
Granada, Spain/
Get Better
Academy

- *Team Captain
- *Scored 23 points against Hampton
- *Had a double-double in back-to-back games with 22 points and 10 rebounds at North Dakota State and 16 points and 10 assists against New Orleans
- *Registered 11 points and a team-high four assists against Montana
- *Recorded a double-double against Santa Clara with 14 points and 10 assists

Season Highs.....Career Highs
 23, vs. Hampton, 11/20.....Points..... 23, Hampton, 11/20/23
 9, Two gamesFG Made 9, Two games
 18, at North Dakota St 12/4 ...FG Attempted.....18, NDSU 12/4/23
 4, Two games 3pt Made6, Fresno St, 1/10/23
 8, at Texas Tech, 11/12..... 3pt Attempted ... 11, Fresno St., 1/10/23
 10, vs. Air Force, 2/13..... FT Made..... 10, Air Force, 2/13/24
 12, vs. Air Force, 2/13..... FT Att 12, Air Force, 2/13/24
 10, at North Dakota St, 12/4Rebounds.....10, NDSU, 12/4/23
 10, Three games..... Assists10, Three games
 1, Two gamesBlocks..... 1, Six games
 2, Four games..... Steals 3, Five games

- *Nearly produced a double-double against Wyoming as he led the Spartans with 21 points and nine rebounds
- *Distributed a game-high seven assists against Boise State at home
- *Scored 21 points and distributed a game-high seven assists against San Diego State at home
- *Nearly registered a double-double at Air Force with 11 points and nine rebounds
- *Dished out 10 assists versus New Mexico at home
- *Scored 22 points, going 10-for-12 at the free-throw line against Air Force at home

- 5+ Assists Games (30)**
10 - vs. New Orleans, 12/9/23
10 - vs. Santa Clara, 12/20/23
10 - vs. New Mexico, 1/24/24
9 - at Air Force, 1/13/24
 9 - vs. Fresno State, 1/10/23
8 - vs. Bethesda, 11/9/23
7 - vs. UC Irvine, 11/27/23
7 - vs. North Dakota St 11/27/23
7 - vs. Boise State, 1/5/24
 7 - at Cal Baptist, 11/18/21
 7 - vs. Bethesda, 1/8/22
 7 - vs. Bethesda, 11/12/22
6 - at Fresno St, 1/16/24
6 - vs. UNLV, 1/27/24
6 - vs. San Diego St, 1/9/24
 6 - at New Mexico, 1/17/23
 6 - at Nevada, 2/21/23
 6 - vs. San Diego St, 3/10/23
5 - vs. Abilene Christian, 11/17/23
5 - vs. Norfolk St, 11/18/23
5 - at Montana, 12/2/23
5 - at Utah State, 1/30/24
5 - at Colorado State, 2/9/24
 5 - vs. Air Force, 1/25/22
 5 - at San Diego St., 2/25/22
 5 - at Air Force, 3/1/22
 5 - vs. Hofstra, 11/17/22
 5 - vs. Oakland, 11/26/22
 5 - vs. Colorado St., 2/28/23

| Opponent | Date | GS | MIN | Total | | 3-Pointers | | Free throws | | Rebounds | | | | PF | A | TO | BLK | STL | PTS | AVG |
|----------------------|------------|----|-----------|---------------|-------------|--------------|-------------|--------------|-------------|-----------|-----------|-----------|------------|-----------|------------|-----------|----------|-----------|------------|-------------|
| | | | | FG-FGA | PCT | 3FG-3FGA | PCT | FT-FTA | PCT | OFF | DEF | TOT | AVG | | | | | | | |
| UC Irvine | 11/07/2023 | * | 35:15 | 4-11 | .364 | 1-4 | .250 | 2-3 | .667 | 1 | 1 | 2 | 2.0 | 3 | 7 | 2 | 0 | 2 | 11 | 11.0 |
| Bethesda (CA) | 11/09/2023 | * | 28:21 | 5-9 | .556 | 0-1 | .000 | 4-5 | .800 | 0 | 2 | 2 | 2.0 | 2 | 8 | 3 | 0 | 0 | 14 | 12.5 |
| at Texas Tech | 11/12/2023 | * | 34:45 | 6-15 | .400 | 2-7 | .286 | 0-0 | .000 | 0 | 2 | 2 | 2.0 | 3 | 4 | 4 | 1 | 1 | 14 | 13.0 |
| vs Abilene Christian | 11/17/2023 | * | 32:56 | 5-12 | .417 | 1-2 | .500 | 1-1 | 1.000 | 0 | 2 | 2 | 2.0 | 4 | 5 | 3 | 0 | 0 | 12 | 12.8 |
| vs Norfolk St. | 11/18/2023 | * | 30:17 | 2-7 | .286 | 1-4 | .250 | 1-3 | .667 | 1 | 2 | 3 | 2.5 | 3 | 5 | 0 | 1 | 0 | 7 | 11.6 |
| vs Hampton | 11/20/2023 | * | 40:00 | 9-16 | .563 | 4-8 | .500 | 1-2 | .500 | 2 | 2 | 4 | 2.2 | 2 | 1 | 3 | 0 | 2 | 23 | 13.5 |
| North Dakota St. | 11/27/2023 | * | 35:46 | 2-6 | .333 | 0-1 | .000 | 6-7 | .857 | 0 | 3 | 3 | 2.6 | 4 | 7 | 2 | 0 | 1 | 10 | 13.0 |
| at Cal Poly | 11/29/2023 | * | 41:40 | 4-16 | .250 | 0-4 | .000 | 3-4 | .750 | 1 | 3 | 4 | 2.8 | 1 | 4 | 2 | 0 | 0 | 11 | 12.8 |
| at Montana | 12/02/2023 | * | 28:12 | 4-6 | .667 | 1-1 | 1.000 | 0-0 | .000 | 0 | 2 | 2 | 2.7 | 0 | 5 | 3 | 0 | 1 | 9 | 12.3 |
| at North Dakota St. | 12/04/2023 | * | 40:41 | 9-18 | .500 | 0-2 | .000 | 4-4 | 1.000 | 0 | 10 | 10 | 3.4 | 4 | 4 | 1 | 0 | 1 | 22 | 13.3 |
| New Orleans | 12/09/2023 | * | 40:00 | 6-8 | .750 | 3-3 | 1.000 | 1-3 | .333 | 0 | 3 | 3 | 3.4 | 0 | 10 | 2 | 0 | 2 | 16 | 13.5 |
| Montana | 12/17/2023 | * | 29:14 | 5-11 | .455 | 1-3 | .333 | 0-0 | .000 | 1 | 4 | 5 | 3.5 | 3 | 4 | 0 | 0 | 2 | 11 | 13.3 |
| Santa Clara | 12/20/2023 | * | 40:00 | 5-14 | .357 | 2-6 | .333 | 2-2 | 1.000 | 0 | 0 | 0 | 3.2 | 0 | 10 | 1 | 0 | 0 | 14 | 13.4 |
| at Wyoming | 01/02/2024 | * | 38:42 | 8-13 | .615 | 4-5 | .800 | 1-2 | .500 | 2 | 7 | 9 | 3.6 | 1 | 4 | 0 | 0 | 1 | 21 | 13.9 |
| Boise St. | 01/05/2024 | * | 40:00 | 3-10 | .300 | 1-3 | .333 | 2-2 | 1.000 | 0 | 4 | 4 | 3.7 | 2 | 7 | 0 | 0 | 1 | 9 | 13.6 |
| San Diego St. | 01/09/2024 | * | 38:47 | 6-13 | .462 | 3-7 | .429 | 6-6 | 1.000 | 1 | 3 | 4 | 3.7 | 2 | 6 | 2 | 0 | 0 | 21 | 14.1 |
| at Air Force | 01/13/2024 | * | 38:22 | 5-11 | .455 | 1-3 | .333 | 0-0 | .000 | 0 | 4 | 4 | 3.7 | 1 | 9 | 0 | 1 | 1 | 11 | 13.9 |
| at Fresno St. | 01/16/2024 | * | 35:04 | 3-10 | .300 | 1-4 | .250 | 0-0 | .000 | 2 | 1 | 3 | 3.7 | 2 | 6 | 3 | 0 | 1 | 7 | 13.5 |
| New Mexico | 01/24/2024 | * | 34:48 | 2-7 | .286 | 1-4 | .250 | 0-0 | .000 | 0 | 1 | 1 | 3.5 | 1 | 10 | 3 | 0 | 1 | 5 | 13.1 |
| UNLV | 01/27/2024 | * | 37:45 | 6-9 | .667 | 1-1 | 1.000 | 1-1 | 1.000 | 0 | 1 | 1 | 3.4 | 1 | 6 | 3 | 0 | 1 | 14 | 13.1 |
| at Utah St. | 01/30/2024 | * | 35:17 | 5-11 | .455 | 1-3 | .333 | 0-0 | .000 | 0 | 1 | 1 | 3.3 | 2 | 5 | 4 | 0 | 1 | 11 | 13.0 |
| at Nevada | 02/02/2024 | * | 30:49 | 5-9 | .556 | 3-4 | .750 | 1-2 | .500 | 2 | 1 | 3 | 3.3 | 2 | 3 | 1 | 0 | 1 | 14 | 13.0 |
| Fresno St. | 02/06/2024 | * | 37:51 | 6-16 | .375 | 0-3 | .000 | 0-0 | .000 | 1 | 4 | 5 | 3.3 | 3 | 2 | 2 | 0 | 1 | 12 | 13.0 |
| at Colorado St. | 02/09/2024 | * | 36:20 | 6-13 | .462 | 2-6 | .333 | 0-0 | .000 | 1 | 3 | 4 | 3.4 | 2 | 5 | 2 | 0 | 2 | 14 | 13.0 |
| Air Force | 02/13/2024 | * | 38:58 | 6-9 | .667 | 0-2 | .000 | 10-12 | .833 | 0 | 3 | 3 | 3.4 | 1 | 2 | 3 | 0 | 1 | 22 | 13.4 |
| at Boise St. | 02/20/2024 | * | 25:56 | 0-6 | .000 | 0-3 | .000 | 0-0 | .000 | 0 | 4 | 4 | 3.4 | 1 | 3 | 4 | 1 | 1 | 0 | 12.9 |
| Totals | | | 26 | 925:47 | .444 | 34-94 | .362 | 47-59 | .797 | 15 | 73 | 88 | 3.4 | 50 | 142 | 53 | 4 | 25 | 335 | 12.9 |


Player Averages

| Games Played | Minutes/ game | Points/ game | FG Pct | 3FG Pct | FT Pct | Rebounds/ game | Assists/ game | Turnovers/ game | Assist/Turnover ratio | Steals/ game | Blocks/ game |
|--------------|---------------|--------------|--------|---------|--------|----------------|---------------|-----------------|-----------------------|--------------|--------------|
| 26 | 35.6 | 12.9 | 44.4 | 36.2 | 79.7 | 3.4 | 5.5 | 2.0 | 2.7 | 1.0 | 0.2 |

20+ Point Games (7)
23 - vs. Hampton, 11/20/23
22 - vs. Air Force, 2/13/24
21 - at Wyoming, 1/2/24
20 - vs. Fresno St., 1/10/23
22 - at North Dakota St, 12/4/23
22 - vs. So. Indiana, 3/18/23
21 - vs. San Diego St., 1/9/24

10+ Rebound Games (1)
10 - at North Dakota St, 12/4/23

| SEASON | TEAM | GP-GS | MIN/AVG | Field Goals | | 3-Point | | F-Throws | | Rebounds | | | | Scoring | | | | | | |
|--------------|------|--------------|------------------|----------------|-------------|----------------|-------------|----------------|-------------|-----------|------------|------------|------------|--------------|------------|------------|----------|-----------|------------|------------|
| | | | | FG-FGA | FG% | 3FG-3FGA | 3FG% | FT-FTA | FT% | OFF | DEF | TOT | AVG | PF-FO | A | TO | BLK | STL | PTS | AVG |
| 2021-22 | SJSU | 31-22 | 833/26.9 | 73-172 | .424 | 34-90 | .378 | 21-31 | .677 | 9 | 66 | 75 | 2.4 | 92-3 | 81 | 59 | 0 | 29 | 201 | 6.5 |
| 2022-23 | SJSU | 35-35 | 1178/33.7 | 124-343 | .362 | 55-176 | .313 | 47-61 | .770 | 15 | 84 | 99 | 2.8 | 77-1 | 120 | 69 | 4 | 25 | 350 | 10.0 |
| 2023-24 | SJSU | 26-26 | 926/35.6 | 127-286 | .444 | 34-94 | .362 | 47-59 | .797 | 15 | 73 | 88 | 3.4 | 50-0 | 142 | 53 | 4 | 25 | 335 | 12.9 |
| TOTAL | | 92-83 | 2936/31.9 | 324-801 | .404 | 123-360 | .342 | 115-151 | .762 | 39 | 223 | 262 | 2.8 | 219-4 | 343 | 181 | 8 | 79 | 886 | 9.6 |



**#15
Trey
Anderson**
F • 6-7 • 206 • JR
San Diego, Calif./
South Carolina

- *Team captain
- *Led the team in scoring against UC Irvine with 19 points and was 7-for-9 from the field
- *Added 13 points against Bethesda and 11 points against Abilene Christian
- *Grabbed seven rebounds against Bethesda, six against Abilene Christian and five at Texas Tech
- *Dished out two assists and had two steals against UC Irvine
- *Recorded a double-double of 16 points and 10 rebounds against Norfolk State
- *Tied his career high of assists (four) and blocks (three) against Hampton
- *Scored a season-high 21 points against North Dakota State at home
- *Scored 13 points against Cal Poly, shooting a perfect 5-for-5 from the field
- *Was sidelined from Dec. 4 until Jan. 2 because of injury

Season Highs.....Career Highs
 21, Two gamesPoints..... 23, Pacific, 12/11/21
 8, at Fresno State, 1/16FG Made 8, Two games
 13, vs. Boise State, 1/5FG Attempted..... 16, Pacific, 12/11/21
 5, at Fresno St, 1/16..... 3pt Made 5, Three games
 7, Two games 3pt Attempted9, Pacific, 12/11/21
 5, Two games FT Made..... 5, Two games
 6, vs. Boise State, 1/5 FT Att 8, Fresno State, 1/11/22
 10, vs. Norfolk State, 11/18.....Rebounds..... 12, Portland, 12/17/21
 4, vs. Hampton, 11/20 Assists 4, Two games
 3, Two gamesBlocks..... 3, Four games
 2, Two games Steals 3, Nevada, 3/9/23

- *Scored 10+ plus points in the first three conference games of 2024
- *Shot a perfect 5-for-5 from beyond the arc at Fresno State

20+ Points Games (3)
 23 - vs. Pacific, 1/21/21
 21 - vs. NDSU, 11/27/23
 21 - at Fresno State, 1/16/24

10+ Rebound Games (3)
 12 - at Portland, 12/17/21
 11 - at N. Colorado, 11/19/22
 10 - vs. Norfolk State,
 11/18/23

3+ Block Games (3)
 3 - vs. Hampton 11/20/23
 3 - vs. New Mexico, 1/24/24
 3 - at San Diego St., 11/18/23

| Opponent | Date | GS | MIN | Total | | | 3-Pointers | | Free throws | | Rebounds | | | | PF | A | TO | BLK | STL | PTS | AVG |
|----------------------|------------|----|-----------|---------------|----------------|-------------|--------------|-------------|--------------|-------------|-----------|-----------|------------|------------|-----------|-----------|-----------|-----------|-----------|------------|-------------|
| | | | | FG-FGA | PCT | 3FG-3FGA | PCT | FT-FTA | PCT | OFF | DEF | TOT | AVG | | | | | | | | |
| UC Irvine | 11/07/2023 | * | 33:37 | 7-9 | .778 | 2-3 | .667 | 3-4 | .750 | 0 | 4 | 4 | 4.0 | 2 | 2 | 0 | 1 | 2 | 19 | 19.0 | |
| Bethesda (CA) | 11/09/2023 | * | 18:08 | 5-10 | .500 | 2-5 | .400 | 1-1 | 1.000 | 2 | 5 | 7 | 5.5 | 3 | 1 | 1 | 0 | 0 | 13 | 16.0 | |
| at Texas Tech | 11/12/2023 | * | 35:41 | 4-9 | .444 | 1-5 | .200 | 0-2 | .000 | 2 | 3 | 5 | 5.3 | 2 | 0 | 1 | 1 | 0 | 9 | 13.7 | |
| vs Abilene Christian | 11/17/2023 | * | 37:14 | 5-10 | .500 | 1-5 | .200 | 0-0 | .000 | 3 | 3 | 6 | 5.5 | 4 | 0 | 0 | 0 | 0 | 11 | 13.0 | |
| vs Norfolk St. | 11/18/2023 | * | 32:14 | 6-9 | .667 | 4-7 | .571 | 0-0 | .000 | 1 | 9 | 10 | 6.4 | 4 | 1 | 1 | 0 | 1 | 16 | 13.6 | |
| vs Hampton | 11/20/2023 | * | 34:30 | 5-10 | .500 | 2-4 | .500 | 0-0 | .000 | 3 | 1 | 4 | 6.0 | 3 | 4 | 0 | 3 | 1 | 12 | 13.3 | |
| North Dakota St. | 11/27/2023 | * | 35:19 | 7-10 | .700 | 4-6 | .667 | 3-3 | 1.000 | 3 | 4 | 7 | 6.1 | 0 | 2 | 0 | 2 | 0 | 21 | 14.4 | |
| at Cal Poly | 11/29/2023 | * | 25:09 | 5-5 | 1.000 | 3-3 | 1.000 | 0-0 | .000 | 0 | 2 | 2 | 5.6 | 5 | 2 | 0 | 1 | 0 | 13 | 14.3 | |
| at Montana | 12/02/2023 | * | 25:37 | 2-8 | .250 | 1-3 | .333 | 0-2 | .000 | 0 | 5 | 5 | 5.6 | 3 | 0 | 0 | 1 | 0 | 5 | 13.2 | |
| at North Dakota St. | 12/04/2023 | * | 40:00 | 3-8 | .375 | 0-3 | .000 | 3-3 | 1.000 | 2 | 2 | 4 | 5.4 | 3 | 0 | 0 | 1 | 0 | 9 | 12.8 | |
| at Wyoming | 01/02/2024 | * | 32:07 | 3-6 | .500 | 1-3 | .333 | 3-4 | .750 | 0 | 5 | 5 | 5.4 | 1 | 0 | 3 | 0 | 0 | 10 | 12.5 | |
| Boise St. | 01/05/2024 | * | 37:05 | 4-13 | .308 | 0-7 | .000 | 5-6 | .833 | 1 | 3 | 4 | 5.3 | 3 | 0 | 0 | 0 | 1 | 13 | 12.6 | |
| San Diego St. | 01/09/2024 | * | 35:51 | 3-11 | .273 | 0-3 | .000 | 5-5 | 1.000 | 3 | 3 | 6 | 5.3 | 3 | 3 | 0 | 0 | 1 | 11 | 12.5 | |
| at Air Force | 01/13/2024 | * | 14:60 | 2-2 | 1.000 | 1-1 | 1.000 | 0-0 | .000 | 1 | 1 | 2 | 5.1 | 5 | 0 | 0 | 0 | 1 | 5 | 11.9 | |
| at Fresno St. | 01/16/2024 | * | 34:33 | 8-12 | .667 | 5-5 | 1.000 | 0-0 | .000 | 3 | 3 | 6 | 5.1 | 1 | 0 | 1 | 1 | 2 | 21 | 12.5 | |
| New Mexico | 01/24/2024 | * | 34:13 | 3-8 | .375 | 2-5 | .400 | 0-0 | .000 | 2 | 2 | 4 | 5.1 | 2 | 2 | 3 | 3 | 0 | 8 | 12.3 | |
| UNLV | 01/27/2024 | * | 38:27 | 4-7 | .571 | 2-4 | .500 | 1-2 | .500 | 0 | 2 | 2 | 4.9 | 2 | 1 | 1 | 0 | 0 | 11 | 12.2 | |
| at Utah St. | 01/30/2024 | * | 30:01 | 2-8 | .250 | 1-3 | .333 | 2-2 | 1.000 | 1 | 3 | 4 | 4.8 | 2 | 0 | 0 | 1 | 0 | 7 | 11.9 | |
| at Nevada | 02/02/2024 | * | 22:21 | 4-11 | .364 | 2-6 | .333 | 1-1 | 1.000 | 0 | 0 | 0 | 4.6 | 3 | 2 | 0 | 1 | 0 | 11 | 11.8 | |
| Fresno St. | 02/06/2024 | * | 25:14 | 4-7 | .571 | 1-2 | .500 | 2-3 | .667 | 0 | 2 | 2 | 4.5 | 2 | 0 | 2 | 0 | 1 | 11 | 11.8 | |
| at Colorado St. | 02/09/2024 | * | 29:23 | 4-10 | .400 | 0-1 | .000 | 0-0 | .000 | 1 | 6 | 7 | 4.6 | 4 | 2 | 3 | 0 | 1 | 8 | 11.6 | |
| Air Force | 02/13/2024 | * | 28:34 | 3-4 | .750 | 0-0 | .000 | 0-0 | .000 | 0 | 3 | 3 | 4.5 | 4 | 1 | 0 | 0 | 0 | 6 | 11.4 | |
| Wyoming | 02/17/2024 | * | 32:22 | 3-7 | .429 | 1-4 | .250 | 2-2 | 1.000 | 0 | 1 | 1 | 4.3 | 4 | 1 | 1 | 0 | 1 | 9 | 11.3 | |
| at Boise St. | 02/20/2024 | * | 26:39 | 4-8 | .500 | 1-1 | 1.000 | 0-0 | .000 | 0 | 1 | 1 | 4.2 | 4 | 2 | 1 | 0 | 0 | 9 | 11.2 | |
| Totals | | | 24 | 739:19 | 100-202 | .495 | 37-89 | .416 | 31-40 | .775 | 28 | 73 | 101 | 4.2 | 69 | 26 | 18 | 16 | 12 | 268 | 11.2 |

Player Averages

| Games Played | Minutes/game | Points/game | FG Pct | 3FG Pct | FT Pct | Rebounds/game | Assists/game | Turnovers/game | Assist/Turnover ratio | Steals/game | Blocks/game |
|--------------|--------------|-------------|--------|---------|--------|---------------|--------------|----------------|-----------------------|-------------|-------------|
| 24 | 30.8 | 11.2 | 49.5 | 41.6 | 77.5 | 4.2 | 1.1 | 0.8 | 1.4 | 0.5 | 0.7 |

| SEASON | TEAM | GP-GS | MIN/AVG | Field Goals | | 3-Point | | F-Throws | | Rebounds | | | | Scoring | | | | | | |
|-----------------------|------|---------------|------------------|----------------|-------------|----------------|-------------|----------------|-------------|-----------|------------|------------|------------|--------------|-----------|-----------|-----------|-----------|------------|------------|
| | | | | FG-FGA | FG% | 3FG-3FGA | 3FG% | FT-FTA | FT% | OFF | DEF | TOT | AVG | PF-FO | A | TO | BLK | STL | PTS | AVG |
| 2019-20 | USC | 8-0 | 22/2.8 | 0-7 | .000 | 0-3 | .000 | 2-2 | 1.000 | 0 | 0 | 0 | 0.0 | 2-0 | 0 | 0 | 0 | 1 | 2 | 0.3 |
| 2020-21 | USC | 13-1 | 93/7.2 | 14-23 | .609 | 2-8 | .250 | 3-6 | .500 | 9 | 6 | 15 | 1.2 | 9-0 | 4 | 1 | 0 | 2 | 33 | 2.5 |
| 2021-22 | SJSU | 30-25 | 800/26.7 | 95-203 | .468 | 43-95 | .453 | 29-44 | .659 | 33 | 89 | 122 | 4.1 | 106-6 | 29 | 36 | 6 | 8 | 262 | 8.7 |
| 2022-23 | SJSU | 35-35 | 863/24.7 | 68-174 | .391 | 43-113 | .381 | 39-45 | .867 | 24 | 72 | 96 | 2.7 | 92-1 | 32 | 35 | 11 | 15 | 218 | 6.2 |
| 2023-24 | SJSU | 24-24 | 739/30.8 | 100-202 | .495 | 37-89 | .416 | 31-40 | .775 | 28 | 73 | 101 | 4.2 | 69-2 | 26 | 18 | 16 | 12 | 268 | 11.2 |
| TOTAL FOR SJSU | | 89-84 | 2402/27.0 | 263-579 | .454 | 123-297 | .414 | 99-129 | .767 | 85 | 234 | 319 | 3.6 | 267-9 | 87 | 89 | 33 | 35 | 748 | 8.4 |
| TOTAL | | 110-85 | 2517/22.9 | 277-609 | .455 | 125-308 | .406 | 104-137 | .759 | 94 | 240 | 334 | 3.0 | 278-9 | 91 | 90 | 33 | 38 | 783 | 7.1 |



*Made his collegiate debut against Bethesda

*Scored six points against Bethesda as he was 3-for-4 from the field including a dunk

*Scored three points and grabbed seven rebounds at Utah State

*Played 21:27 minutes at Nevada and recorded two blocks

*Led the Spartans with eight rebounds versus Fresno State at home and seven at Boise State

Season Highs.....Career Highs
 6, vs. Bethesda, 11/9.....Points..... 6, Bethesda, 11/9/23
 3, vs. Bethesda, 11/9.....FG Made..... 3, Bethesda, 11/9/23
 6, vs. Fresno State, 2/6.....FG Attempted...6, Fresno State, 2/6/24
 3pt Made
 3pt Attempted
 1, Two games FT Made..... 1, Two games
 4, Wyoming, 1/17.....FT Att.....4, Wyoming, 1/17/24
 8, vs. Fresno State, 2/6.....Rebounds.....8, Fresno State, 2/6/24
 1, Three games Assists 1, Three games
 2, Two gamesBlocks..... 2, Two games
 1, at Nevada, 2/2 Steals 1, Nevada, 2/2/24

#20
Christian
Wise
F • 6-6 • 205 • FR
San Francisco,
Calif./
Archbishop
Riordon HS

| Opponent | Date | GS | MIN | Total | | 3-Pointers | | Free throws | | Rebounds | | | | PF | A | TO | BLK | STL | PTS | AVG |
|-----------------|------------|----------|---------------|--------------|-------------|------------|-------------|-------------|-------------|-----------|-----------|-----------|------------|-----------|----------|----------|----------|----------|-----------|------------|
| | | | | FG-FGA | PCT | 3FG-3FGA | PCT | FT-FTA | PCT | OFF | DEF | TOT | AVG | | | | | | | |
| Bethesda (CA) | 11/09/2023 | | 06:07 | 3-4 | .750 | 0-0 | .000 | 0-0 | .000 | 1 | 1 | 2 | 2.0 | 0 | 0 | 0 | 0 | 0 | 6 | 6.0 |
| vs Norfolk St. | 11/18/2023 | | 02:27 | 0-0 | .000 | 0-0 | .000 | 0-0 | .000 | 0 | 2 | 2 | 2.0 | 0 | 0 | 1 | 1 | 0 | 0 | 3.0 |
| at Montana | 12/02/2023 | | 02:57 | 0-0 | .000 | 0-0 | .000 | 0-0 | .000 | 0 | 2 | 2 | 2.0 | 0 | 0 | 0 | 0 | 0 | 0 | 2.0 |
| New Mexico | 01/24/2024 | | 01:57 | 1-1 | 1.000 | 0-0 | .000 | 0-0 | .000 | 1 | 1 | 2 | 2.0 | 0 | 0 | 1 | 0 | 0 | 2 | 2.0 |
| at Utah St. | 01/30/2024 | | 14:57 | 1-2 | .500 | 0-0 | .000 | 1-2 | .500 | 3 | 4 | 7 | 3.0 | 4 | 1 | 0 | 0 | 0 | 3 | 2.2 |
| at Nevada | 02/02/2024 | | 21:27 | 2-2 | 1.000 | 0-0 | .000 | 0-0 | .000 | 2 | 4 | 6 | 3.5 | 4 | 0 | 1 | 2 | 1 | 4 | 2.5 |
| Fresno St. | 02/06/2024 | | 17:55 | 2-6 | .333 | 0-0 | .000 | 0-0 | .000 | 2 | 6 | 8 | 4.1 | 1 | 1 | 0 | 2 | 0 | 4 | 2.7 |
| at Colorado St. | 02/09/2024 | | 12:29 | 0-1 | .000 | 0-0 | .000 | 0-0 | .000 | 2 | 2 | 4 | 4.1 | 0 | 0 | 0 | 0 | 0 | 0 | 2.4 |
| Air Force | 02/13/2024 | | 16:09 | 1-1 | 1.000 | 0-0 | .000 | 0-0 | .000 | 1 | 1 | 2 | 3.9 | 2 | 1 | 0 | 0 | 1 | 2 | 2.3 |
| Wyoming | 02/17/2024 | | 13:09 | 0-0 | .000 | 0-0 | .000 | 1-4 | .250 | 2 | 2 | 4 | 3.9 | 1 | 0 | 1 | 1 | 0 | 1 | 2.2 |
| at Boise St. | 02/20/2024 | | 12:08 | 0-4 | .000 | 0-0 | .000 | 0-0 | .000 | 3 | 4 | 7 | 4.2 | 1 | 0 | 1 | 0 | 0 | 0 | 2.0 |
| Totals | | 0 | 121:43 | 10-21 | .476 | 0-0 | .000 | 2-6 | .333 | 17 | 29 | 46 | 4.2 | 13 | 3 | 5 | 6 | 2 | 22 | 2.0 |

Player Averages

| Games Played | Minutes/game | Points/game | FG Pct | 3FG Pct | FT Pct | Rebounds/game | Assists/game | Turnovers/game | Assist/Turnover ratio | Steals/game | Blocks/game |
|--------------|--------------|-------------|--------|---------|--------|---------------|--------------|----------------|-----------------------|-------------|-------------|
| 11 | 11.1 | 2.0 | 47.6 | 0.0 | 33.3 | 4.2 | 0.3 | 0.5 | 0.6 | 0.2 | 0.5 |

| SEASON | TEAM | GP-GS | MIN/AVG | Field Goals | | 3-Point | | F-Throws | | Rebounds | | | | Scoring | | | | | | |
|--------------|------|-------------|-----------------|--------------|-------------|------------|-------------|------------|-------------|-----------|-----------|-----------|------------|-------------|----------|----------|----------|----------|-----------|------------|
| | | | | FG-FGA | FG% | 3FG-3FGA | 3FG% | FT-FTA | FT% | OFF | DEF | TOT | AVG | PF-FO | A | TO | BLK | STL | PTS | AVG |
| 2023-24 | SJSU | 11-0 | 122/11.1 | 10-21 | .476 | 0-0 | .000 | 2-6 | .333 | 17 | 29 | 46 | 4.2 | 13-0 | 3 | 5 | 6 | 2 | 22 | 2.0 |
| TOTAL | | 11-0 | 122/11.1 | 10-21 | .476 | 0-0 | .000 | 2-6 | .333 | 17 | 29 | 46 | 4.2 | 13-0 | 3 | 5 | 6 | 2 | 22 | 2.0 |



- *Made his Spartan debut against UC Irvine
- *One of the first off the bench for SJSU
- *Scored 11 points against Bethesda and seven versus UC Irvine
- *Grabbed four rebounds and dished out an assist in 25 minutes of action against UC Irvine
- *4-of-6 from the field against Bethesda

#21
William
Humer
F • 6-10 • 228 • SO
Sollentuna, Sweden/
McCook CC

Season Highs..... Career Highs
 11, Three games Points 11, Three games
 5, at Montana, 12/2 FG Made 5, Montana 12/2/23
 9, vs. Montana, 12/17 FG Attempted 9, Montana, 12/17/23
 2, vs. North Dakota St, 11/27 3pt Made 2, NDSU, 11/27/23
 7, vs. UC Irvine, 11/7 3pt Attempted 7, UC Irvine, 11/7/23
 3, vs. Bethesda, 11/9 FT Made 3, Bethesda, 11/9/23
 3, vs. Bethesda, 11/9 FT Att 3, Bethesda, 11/9/23
 8, vs. Abilene Christian, 11/17 Rebounds 8, Abilene Christian, 11/17
 4, vs. Bethesda, 11/9 Assists 4, Bethesda, 11/9/23
 1, Three games Blocks 1, Three games
 2, vs. Boise St, 1/5 Steals 2, Boise St, 1/5/24

- *Collected eight rebounds against Abilene Christian
- *Recorded a block against Abilene Christian
- *First steal of the season against Norfolk State
- *Made two 3-pointers against North Dakota St.
- *Scored nine points against Cal Poly, shooting a perfect 4-for-4 from the field
- *Got his first career start against Montana and scored 11 points
- *Was a game-high +17 against Santa Clara

| Opponent | Date | GS | MIN | Total | | 3-Pointers | | Free throws | | Rebounds | | | | PF | A | TO | BLK | STL | PTS | AVG |
|----------------------|------------|----------|---------------|--------------|-------------|-------------|-------------|--------------|-------------|-----------|-----------|-----------|------------|-----------|-----------|-----------|----------|----------|-----------|------------|
| | | | | FG-FGA | PCT | 3FG-3FGA | PCT | FT-FTA | PCT | OFF | DEF | TOT | AVG | | | | | | | |
| UC Irvine | 11/07/2023 | | 25:04 | 2-8 | .250 | 1-7 | .143 | 2-2 | 1.000 | 0 | 4 | 4 | 4.0 | 4 | 1 | 3 | 0 | 0 | 7 | 7.0 |
| Bethesda (CA) | 11/09/2023 | | 13:58 | 4-6 | .667 | 0-2 | .000 | 3-3 | 1.000 | 1 | 1 | 2 | 3.0 | 1 | 4 | 0 | 0 | 0 | 11 | 9.0 |
| at Texas Tech | 11/12/2023 | | 19:33 | 1-3 | .333 | 0-2 | .000 | 0-0 | .000 | 0 | 3 | 3 | 3.0 | 2 | 0 | 1 | 0 | 0 | 2 | 6.7 |
| vs Abilene Christian | 11/17/2023 | | 16:47 | 2-5 | .400 | 0-1 | .000 | 0-0 | .000 | 3 | 5 | 8 | 4.3 | 4 | 0 | 1 | 0 | 4 | 6.0 | |
| vs Norfolk St. | 11/18/2023 | | 08:22 | 0-0 | .000 | 0-0 | .000 | 0-0 | .000 | 0 | 1 | 1 | 3.6 | 1 | 0 | 1 | 0 | 1 | 0 | 4.8 |
| vs Hampton | 11/20/2023 | | 01:14 | 0-0 | .000 | 0-0 | .000 | 0-0 | .000 | 0 | 0 | 0 | 3.0 | 1 | 0 | 1 | 0 | 0 | 0 | 4.0 |
| North Dakota St. | 11/27/2023 | | 14:27 | 2-5 | .400 | 2-3 | .667 | 0-0 | .000 | 0 | 2 | 2 | 2.9 | 2 | 0 | 2 | 0 | 1 | 6 | 4.3 |
| at Cal Poly | 11/29/2023 | | 19:03 | 4-4 | 1.000 | 1-1 | 1.000 | 0-0 | .000 | 3 | 0 | 3 | 2.9 | 3 | 0 | 2 | 0 | 1 | 9 | 4.9 |
| at Montana | 12/02/2023 | | 16:23 | 5-7 | .714 | 0-1 | .000 | 1-1 | 1.000 | 0 | 0 | 0 | 2.6 | 0 | 1 | 1 | 0 | 0 | 11 | 5.6 |
| at North Dakota St. | 12/04/2023 | | 09:10 | 0-0 | .000 | 0-0 | .000 | 0-0 | .000 | 0 | 1 | 1 | 2.4 | 3 | 0 | 1 | 0 | 0 | 0 | 5.0 |
| New Orleans | 12/09/2023 | | 12:24 | 1-2 | .500 | 0-1 | .000 | 0-2 | .000 | 2 | 1 | 3 | 2.5 | 2 | 2 | 1 | 1 | 0 | 2 | 4.7 |
| Montana | 12/17/2023 | * | 25:07 | 4-9 | .444 | 1-2 | .500 | 2-2 | 1.000 | 3 | 3 | 6 | 2.8 | 4 | 1 | 0 | 1 | 1 | 11 | 5.3 |
| Santa Clara | 12/20/2023 | * | 11:30 | 0-0 | .000 | 0-0 | .000 | 2-2 | 1.000 | 1 | 0 | 1 | 2.6 | 5 | 0 | 0 | 0 | 0 | 2 | 5.0 |
| at Wyoming | 01/02/2024 | | 13:59 | 3-5 | .600 | 1-3 | .333 | 0-0 | .000 | 1 | 2 | 3 | 2.6 | 4 | 1 | 2 | 0 | 0 | 7 | 5.1 |
| Boise St. | 01/05/2024 | | 12:34 | 1-3 | .333 | 0-1 | .000 | 0-0 | .000 | 0 | 0 | 0 | 2.5 | 3 | 2 | 0 | 0 | 2 | 2 | 4.9 |
| San Diego St. | 01/09/2024 | | 11:30 | 0-0 | .000 | 0-0 | .000 | 0-0 | .000 | 0 | 1 | 1 | 2.4 | 4 | 0 | 1 | 0 | 0 | 0 | 4.6 |
| at Air Force | 01/13/2024 | | 03:43 | 0-0 | .000 | 0-0 | .000 | 0-0 | .000 | 0 | 1 | 1 | 2.3 | 1 | 0 | 1 | 0 | 0 | 0 | 4.4 |
| at Fresno St. | 01/16/2024 | | 03:30 | 0-2 | .000 | 0-2 | .000 | 0-0 | .000 | 1 | 1 | 2 | 2.3 | 0 | 1 | 0 | 0 | 0 | 0 | 4.1 |
| New Mexico | 01/24/2024 | | 10:22 | 1-1 | 1.000 | 0-0 | .000 | 0-0 | .000 | 2 | 1 | 3 | 2.3 | 0 | 0 | 0 | 1 | 1 | 2 | 4.0 |
| UNLV | 01/27/2024 | | 01:20 | 0-1 | .000 | 0-1 | .000 | 0-0 | .000 | 0 | 0 | 0 | 2.2 | 1 | 1 | 0 | 0 | 0 | 0 | 3.8 |
| at Nevada | 02/02/2024 | | 08:49 | 0-1 | .000 | 0-0 | .000 | 0-0 | .000 | 1 | 0 | 1 | 2.1 | 0 | 1 | 1 | 0 | 0 | 0 | 3.6 |
| at Colorado St. | 02/09/2024 | | 04:54 | 0-0 | .000 | 0-0 | .000 | 0-0 | .000 | 0 | 2 | 2 | 2.1 | 0 | 0 | 0 | 0 | 0 | 0 | 3.5 |
| at Boise St. | 02/20/2024 | | 06:36 | 0-2 | .000 | 0-0 | .000 | 0-0 | .000 | 0 | 2 | 2 | 2.1 | 1 | 0 | 0 | 0 | 0 | 0 | 3.3 |
| Totals | | 2 | 270:19 | 30-64 | .469 | 6-27 | .222 | 10-12 | .833 | 18 | 31 | 49 | 2.1 | 46 | 14 | 18 | 4 | 7 | 76 | 3.3 |

Player Averages

| Games Played | Minutes/game | Points/game | FG Pct | 3FG Pct | FT Pct | Rebounds/game | Assists/game | Turnovers/game | Assist/Turnover ratio | Steals/game | Blocks/game |
|--------------|--------------|-------------|--------|---------|--------|---------------|--------------|----------------|-----------------------|-------------|-------------|
| 23 | 11.8 | 3.3 | 46.9 | 22.2 | 83.3 | 2.1 | 0.6 | 0.8 | 0.8 | 0.3 | 0.2 |

| SEASON | TEAM | GP-GS | MIN/AVG | Field Goals | | 3-Point | | F-Throws | | Rebounds | | | | Scoring | | | | | | |
|--------------|------|-------------|-----------------|--------------|-------------|-------------|-------------|--------------|-------------|-----------|-----------|-----------|------------|-------------|-----------|-----------|----------|----------|-----------|------------|
| | | | | FG-FGA | FG% | 3FG-3FGA | 3FG% | FT-FTA | FT% | OFF | DEF | TOT | AVG | PF-FO | A | TO | BLK | STL | PTS | AVG |
| 2023-24 | SJSU | 23-2 | 270/11.8 | 30-64 | .469 | 6-27 | .222 | 10-12 | .833 | 18 | 31 | 49 | 2.1 | 46-1 | 14 | 18 | 4 | 7 | 76 | 3.3 |
| TOTAL | | 23-2 | 270/11.8 | 30-64 | .469 | 6-27 | .222 | 10-12 | .833 | 18 | 31 | 49 | 2.1 | 46-1 | 14 | 18 | 4 | 7 | 76 | 3.3 |



*Key player off the bench for the Spartans in 2022-23

*Team captain

*Currently out due to injury

| Season Highs | Career Highs |
|---------------|---------------------------|
| Points | 18, Air Force, 1/24/23 |
| FG Made | 9, Air Force, 1/24/23 |
| FG Att | 12, Air Force, 1/24/23 |
| 3pt Made | |
| 3pt Attempted | |
| FT Made | 5, Boise State, 2/25/23 |
| FT Att | 8, Boise State, 2/25/23 |
| Rebounds | 13, UNLV, 12/28/22 |
| Assists | 2, Five games |
| Blocks | 3, Colorado St., 12/31/22 |
| Steals | 3, New Mexico, 1/17/23 |

#22
Robert Vaihola
F • 6-8 • 245 • SO
San Mateo, Calif./
Fresno State

| 10+ Rebound Games (5) |
|-----------------------------|
| 13 - UNLV, 12/28/22 |
| 11 - Boise State, 2/28/23 |
| 10 -Bethesda, 11/12/22 |
| 10 - at New Mexico, 1/17/23 |
| 10 - Air Force, 1/24/23 |

| SEASON | TEAM | GP-GS | MIN/AVG | Field Goals | | 3-Point | | F-Throws | | Rebounds | | | | Scoring | | | | | | |
|-----------------------|--------|-------------|-----------------|----------------|-------------|------------|-------------|--------------|-------------|------------|------------|------------|------------|-------------|-----------|-----------|-----------|-----------|------------|------------|
| | | | | FG-FGA | FG% | 3FG-3FGA | 3FG% | FT-FTA | FT% | OFF | DEF | TOT | AVG | PF-FO | A | TO | BLK | STL | PTS | AVG |
| 2021-22 | Fresno | 22-0 | 150/6.8 | 13-17 | .765 | 0-0 | .000 | 6-17 | .353 | 13 | 30 | 43 | 2.0 | 13-0 | 5 | 9 | 5 | 1 | 32 | 1.5 |
| 2022-23 | SJSU | 35-0 | 702/20.1 | 116-163 | .712 | 0-0 | .000 | 34-60 | .567 | 106 | 122 | 228 | 6.5 | 66-1 | 19 | 50 | 20 | 14 | 266 | 7.6 |
| TOTAL FOR SJSU | | 35-0 | 702/20.1 | 116-163 | .712 | 0-0 | .000 | 34-60 | .567 | 106 | 122 | 228 | 6.5 | 66-1 | 19 | 50 | 20 | 14 | 266 | 7.6 |
| TOTAL | | 57-0 | 853/15.0 | 129-180 | .717 | 0-0 | .000 | 40-77 | .519 | 119 | 152 | 271 | 4.8 | 79-1 | 24 | 59 | 25 | 15 | 298 | 5.2 |



*Played his first game of the season against Norfolk State after recovering from an injury, dishing out three assists and grabbing one rebound

*Had two steals against Hampton

*Registered eight points, four rebounds and two blocks against North Dakota St

*Produced double-digit points in back-to-back games, against New Orleans and Montana

Season Highs.....Career Highs
 11, vs. New Orleans, 12/9.....Points..... 11, New Orleans, 12/9/23
 5, vs. New Mexico, 1/24FG Made 5, New Mexico, 1/24
 7, Two gamesFG Attempted.....7, Two games
 2, Two games3pt Made 2, Two games
 3, Two games3pt Attempted 3, Two games
 5, vs. New Orleans, 12/9 FT Made.....5,, New Orleans, 12/9/23
 7, vs. New Orleans, 12/9 FT Att7, New Orleans, 12/9/23
 4, vs. North Dakota St, 11/27Rebounds. 4, North Dakota St, 11/27/23
 3, Two games Assists 3, Two games
 2, vs. North Dakota St, 11/27Blocks..... 2, NDSU, 11/27/23
 2, Two games Steals 2, Two games

#23

Diogo (DJ) Seixas

F • 6-8 • 235 • FR

Lisbon, Portugal/
 212 Sports Academy

*Scored nine points against Santa Clara, shooting 4-for-5 from the field

*Knocked down two 3-pointers against Air Force

*Scored 10 points against New Mexico

*Got his first career start, against Air Force at home

| Opponent | Date | GS | MIN | Total | | 3-Pointers | | Free throws | | Rebounds | | | | PF | A | TO | BLK | STL | PTS | AVG |
|---------------------|------------|----------|---------------|--------------|-------------|-------------|-------------|--------------|-------------|----------|-----------|-----------|------------|-----------|-----------|-----------|----------|----------|-----------|------------|
| | | | | FG-FGA | PCT | 3FG-3FGA | PCT | FT-FTA | PCT | OFF | DEF | TOT | AVG | | | | | | | |
| vs Norfolk St. | 11/18/2023 | | 13:32 | 0-0 | .000 | 0-0 | .000 | 0-0 | .000 | 0 | 1 | 1 | 1.0 | 2 | 3 | 1 | 0 | 0 | 0 | 0.0 |
| vs Hampton | 11/20/2023 | | 09:42 | 0-1 | .000 | 0-1 | .000 | 0-0 | .000 | 0 | 1 | 1 | 1.0 | 3 | 0 | 1 | 0 | 2 | 0 | 0.0 |
| North Dakota St. | 11/27/2023 | | 18:57 | 3-4 | .750 | 1-2 | .500 | 1-1 | 1.000 | 1 | 3 | 4 | 2.0 | 3 | 0 | 2 | 2 | 0 | 8 | 2.7 |
| at Cal Poly | 11/29/2023 | | 10:48 | 0-2 | .000 | 0-2 | .000 | 0-0 | .000 | 0 | 1 | 1 | 1.8 | 2 | 0 | 1 | 0 | 0 | 0 | 2.0 |
| at Montana | 12/02/2023 | | 07:28 | 0-2 | .000 | 0-1 | .000 | 0-0 | .000 | 0 | 2 | 2 | 1.8 | 1 | 0 | 3 | 0 | 0 | 0 | 1.6 |
| at North Dakota St. | 12/04/2023 | | 09:27 | 1-4 | .250 | 0-1 | .000 | 0-0 | .000 | 0 | 1 | 1 | 1.7 | 3 | 0 | 0 | 0 | 0 | 2 | 1.7 |
| New Orleans | 12/09/2023 | | 13:21 | 3-4 | .750 | 0-1 | .000 | 5-7 | .714 | 1 | 1 | 2 | 1.7 | 1 | 1 | 0 | 0 | 2 | 11 | 3.0 |
| Montana | 12/17/2023 | | 13:43 | 3-5 | .600 | 2-2 | 1.000 | 2-2 | 1.000 | 0 | 1 | 1 | 1.6 | 0 | 0 | 1 | 0 | 0 | 10 | 3.9 |
| Santa Clara | 12/20/2023 | | 09:57 | 4-5 | .800 | 0-0 | .000 | 1-1 | 1.000 | 0 | 0 | 0 | 1.4 | 2 | 1 | 1 | 0 | 0 | 9 | 4.4 |
| at Wyoming | 01/02/2024 | | 04:54 | 1-1 | 1.000 | 1-1 | 1.000 | 0-0 | .000 | 0 | 0 | 0 | 1.3 | 3 | 0 | 1 | 0 | 0 | 3 | 4.3 |
| Boise St. | 01/05/2024 | | 01:59 | 0-0 | .000 | 0-0 | .000 | 0-0 | .000 | 0 | 0 | 0 | 1.2 | 0 | 0 | 0 | 0 | 0 | 0 | 3.9 |
| San Diego St. | 01/09/2024 | | 16:05 | 2-6 | .333 | 0-2 | .000 | 1-1 | 1.000 | 0 | 2 | 2 | 1.3 | 3 | 1 | 0 | 0 | 0 | 5 | 4.0 |
| at Air Force | 01/13/2024 | | 15:40 | 2-3 | .667 | 2-3 | .667 | 0-0 | .000 | 0 | 2 | 2 | 1.3 | 3 | 0 | 1 | 0 | 0 | 6 | 4.2 |
| at Fresno St. | 01/16/2024 | | 19:27 | 3-7 | .429 | 1-3 | .333 | 0-0 | .000 | 1 | 1 | 2 | 1.4 | 1 | 3 | 0 | 0 | 1 | 7 | 4.4 |
| New Mexico | 01/24/2024 | | 12:05 | 5-7 | .714 | 0-0 | .000 | 0-0 | .000 | 1 | 0 | 1 | 1.3 | 4 | 0 | 1 | 0 | 0 | 10 | 4.7 |
| UNLV | 01/27/2024 | | 16:54 | 2-3 | .667 | 1-2 | .500 | 0-2 | .000 | 1 | 0 | 1 | 1.3 | 3 | 1 | 2 | 0 | 0 | 5 | 4.8 |
| at Utah St. | 01/30/2024 | | 09:37 | 1-1 | 1.000 | 0-0 | .000 | 1-1 | 1.000 | 0 | 0 | 0 | 1.2 | 3 | 1 | 1 | 0 | 1 | 3 | 4.6 |
| at Nevada | 02/02/2024 | | 11:29 | 0-1 | .000 | 0-1 | .000 | 0-0 | .000 | 0 | 1 | 1 | 1.2 | 2 | 0 | 1 | 0 | 1 | 0 | 4.4 |
| Fresno St. | 02/06/2024 | | 06:54 | 1-3 | .333 | 0-1 | .000 | 0-0 | .000 | 0 | 1 | 1 | 1.2 | 2 | 0 | 0 | 0 | 0 | 2 | 4.3 |
| at Colorado St. | 02/09/2024 | | 16:01 | 0-3 | .000 | 0-1 | .000 | 1-2 | .500 | 0 | 2 | 2 | 1.3 | 3 | 1 | 0 | 0 | 0 | 1 | 4.1 |
| Air Force | 02/13/2024 | * | 12:22 | 1-2 | .500 | 0-0 | .000 | 0-0 | .000 | 0 | 1 | 1 | 1.2 | 2 | 2 | 0 | 0 | 0 | 2 | 4.0 |
| Wyoming | 02/17/2024 | * | 05:30 | 0-0 | .000 | 0-0 | .000 | 0-0 | .000 | 0 | 0 | 0 | 1.2 | 2 | 0 | 1 | 0 | 0 | 0 | 3.8 |
| at Boise St. | 02/20/2024 | | 17:26 | 0-0 | .000 | 0-0 | .000 | 0-0 | .000 | 0 | 0 | 0 | 1.1 | 1 | 0 | 0 | 0 | 1 | 0 | 3.7 |
| Totals | | 2 | 273:17 | 32-64 | .500 | 8-24 | .333 | 12-17 | .706 | 5 | 21 | 26 | 1.1 | 49 | 14 | 18 | 2 | 8 | 84 | 3.7 |

Player Averages

| Games Played | Minutes/game | Points/game | FG Pct | 3FG Pct | FT Pct | Rebounds/game | Assists/game | Turnovers/game | Assist/Turnover ratio | Steals/game | Blocks/game |
|--------------|--------------|-------------|--------|---------|--------|---------------|--------------|----------------|-----------------------|-------------|-------------|
| 23 | 11.9 | 3.7 | 50.0 | 33.3 | 70.6 | 1.1 | 0.6 | 0.8 | 0.8 | 0.3 | 0.1 |

| SEASON | TEAM | Field Goals | | 3-Point | | F-Throws | | Rebounds | | | | Scoring | | | | | | | | |
|--------------|------|-------------|-----------------|--------------|-------------|-------------|-------------|--------------|-------------|----------|-----------|-----------|------------|-------------|-----------|-----------|----------|----------|-----------|------------|
| | | GP-GS | MIN/AVG | FG-FGA | FG% | 3FG-3FGA | 3FG% | FT-FTA | FT% | OFF | DEF | TOT | AVG | PF-FO | A | TO | BLK | STL | PTS | AVG |
| 2023-24 | SJSU | 23-2 | 273/11.9 | 32-64 | .500 | 8-24 | .333 | 12-17 | .706 | 5 | 21 | 26 | 1.1 | 49-0 | 14 | 18 | 2 | 8 | 84 | 3.7 |
| TOTAL | | 23-2 | 273/11.9 | 32-64 | .500 | 8-24 | .333 | 12-17 | .706 | 5 | 21 | 26 | 1.1 | 49-0 | 14 | 18 | 2 | 8 | 84 | 3.7 |



*Made his Spartan debut against Bethesda
 *Made a 3-pointer versus Bethesda
 *Made a 3-pointer against NorfolkState

| Season Highs | Career Highs |
|--------------|----------------------------|
| 3, Two games | Points 3, Two games |
| 1, Two games | FG Made 1, Two games |
| 1, Two games | FG Attempted 1, Two games |
| 1, Two games | 3pt Made 1, Two games |
| 1, Two games | 3pt Attempted 1, Two games |
| | FT Made |
| | FT Att |
| | Rebounds |
| | Assists |
| | Blocks |
| | Steals |

#24
Bennett
Blackerby
G • 6-0 • 180 • FR
Austin, Texas/
L.C. Anderson HS

| Opponent | Date | GS | MIN | Total | | 3-Pointers | | Free throws | | Rebounds | | | | PF A TO BLK STL PTS AVG | | | | | | | |
|----------------|------------|----------|--------------|------------|--------------|------------|--------------|-------------|-------------|----------|----------|----------|------------|-------------------------|----------|----------|----------|----------|----------|----------|------------|
| | | | | FG-FGA | PCT | 3FG-3FGA | PCT | FT-FTA | PCT | OFF | DEF | TOT | AVG | PF | A | TO | BLK | STL | PTS | AVG | |
| Bethesda (CA) | 11/09/2023 | | 03:42 | 1-1 | 1.000 | 1-1 | 1.000 | 0-0 | .000 | 0 | 0 | 0 | 0.0 | 0 | 0 | 0 | 0 | 0 | 0 | 3 | 3.0 |
| vs Norfolk St. | 11/18/2023 | | 02:27 | 1-1 | 1.000 | 1-1 | 1.000 | 0-0 | .000 | 0 | 0 | 0 | 0.0 | 0 | 0 | 0 | 0 | 0 | 0 | 3 | 3.0 |
| at Montana | 12/02/2023 | | 02:57 | 0-0 | .000 | 0-0 | .000 | 0-0 | .000 | 0 | 0 | 0 | 0.0 | 1 | 0 | 0 | 0 | 0 | 0 | 0 | 2.0 |
| at Utah St. | 01/30/2024 | | 01:40 | 0-0 | .000 | 0-0 | .000 | 0-0 | .000 | 0 | 0 | 0 | 0.0 | 0 | 0 | 1 | 0 | 0 | 0 | 0 | 1.5 |
| at Nevada | 02/02/2024 | | 02:59 | 0-0 | .000 | 0-0 | .000 | 0-0 | .000 | 0 | 0 | 0 | 0.0 | 0 | 0 | 0 | 0 | 0 | 0 | 0 | 1.2 |
| Totals | | 0 | 13:45 | 2-2 | 1.000 | 2-2 | 1.000 | 0-0 | .000 | 0 | 0 | 0 | 0.0 | 1 | 0 | 1 | 0 | 0 | 0 | 6 | 1.2 |

Player Averages

| Games Played | Minutes/game | Points/game | FG Pct | 3FG Pct | FT Pct | Rebounds/game | Assists/game | Turnovers/game | Assist/Turnover ratio | Steals/game | Blocks/game |
|--------------|--------------|-------------|--------|---------|--------|---------------|--------------|----------------|-----------------------|-------------|-------------|
| 5 | 2.8 | 1.2 | 100.0 | 100.0 | 0.0 | 0.0 | 0.0 | 0.2 | 0.0 | 0.0 | 0.0 |

| SEASON | TEAM | GP-GS | MIN/AVG | Field Goals | | 3-Point | | F-Throws | | Rebounds | | | | Scoring | | | | | | |
|--------------|------|------------|---------------|-------------|--------------|------------|--------------|------------|-------------|----------|----------|----------|------------|------------|----------|----------|----------|----------|----------|------------|
| | | | | FG-FGA | FG% | 3FG-3FGA | 3FG% | FT-FTA | FT% | OFF | DEF | TOT | AVG | PF-FO | A | TO | BLK | STL | PTS | AVG |
| 2023-24 | SJSU | 5-0 | 14/2.8 | 2-2 | 1.000 | 2-2 | 1.000 | 0-0 | .000 | 0 | 0 | 0 | 0.0 | 1-0 | 0 | 1 | 0 | 0 | 6 | 1.2 |
| TOTAL | | 5-0 | 14/2.8 | 2-2 | 1.000 | 2-2 | 1.000 | 0-0 | .000 | 0 | 0 | 0 | 0.0 | 1-0 | 0 | 1 | 0 | 0 | 6 | 1.2 |



*Promoted from student manager in November of 2022

*Scored two points against Bethesda and at Texas Tech

*Grabbed five defensive rebounds at Texas Tech

*Saw time in the UC Irvine game where he blocked a shot and grabbed two rebounds in almost 13 minutes of action

*Dished out three assists and grabbed a steal against Bethesda

*Hit a 3-pointer against Norfolk State

*Hit a 3-pointer against Cal Poly

| Season Highs..... | Career Highs |
|------------------------------|--|
| 3, Two games | Points..... 3, Two games |
| 1, Four games..... | FG Made..... 1, Five games |
| 3, at Texas Tech, 11/12..... | FG Attempted..... 3, Two games |
| 1, Two games | 3pt Made..... 1, Three games |
| 1, Three games | 3pt Attempted.....2, So. Ind., 3/18/23 |
| | FT Made..... 2, North Texas, 11/25/22 |
| 1, vs. Bethesda, 11/9..... | FT Att..... 2, North Texas, 11/25/22 |
| 5, at Texas Tech, 11/12..... | Rebounds.....5, Texas Tech, 11/12/23 |
| 3, vs. Bethesda, 11/9..... | Assists..... 3, Bethesda, 11/9/23 |
| 1, vs. UC Irvine, 11/7..... | Blocks..... 1, UC Irvine, 11/7 |
| 1, Four games..... | Steals..... 1, Six games |

#25
Ryen
Perry
G • 6-2 • 185 • SR
Placentia, Calif./
Fullerton College

| Opponent | Date | GS | MIN | Total | | 3-Pointers | | Free throws | | Rebounds | | | | PF | A | TO | BLK | STL | PTS | AVG | |
|----------------------|------------|----|----------|---------------|-------------|-------------|------------|-------------|------------|-------------|----------|-----------|-----------|------------|----------|----------|----------|----------|----------|-----------|------------|
| | | | | FG-FGA | PCT | 3FG-3FGA | PCT | FT-FTA | PCT | OFF | DEF | TOT | AVG | | | | | | | | |
| UC Irvine | 11/07/2023 | | 12:51 | 0-0 | .000 | 0-0 | .000 | 0-0 | .000 | 0 | 2 | 2 | 2.0 | 1 | 0 | 0 | 1 | 0 | 0 | 0.0 | |
| Bethesda (CA) | 11/09/2023 | | 14:52 | 1-1 | 1.000 | 0-0 | .000 | 0-1 | .000 | 0 | 1 | 1 | 1.5 | 0 | 3 | 2 | 0 | 1 | 2 | 1.0 | |
| at Texas Tech | 11/12/2023 | | 15:51 | 1-3 | .333 | 0-1 | .000 | 0-0 | .000 | 0 | 5 | 5 | 2.7 | 1 | 1 | 1 | 0 | 0 | 2 | 1.3 | |
| vs Abilene Christian | 11/17/2023 | | 09:19 | 0-0 | .000 | 0-0 | .000 | 0-0 | .000 | 0 | 0 | 0 | 2.0 | 0 | 0 | 0 | 1 | 0 | 0 | 1.0 | |
| vs Norfolk St. | 11/18/2023 | | 12:18 | 1-2 | .500 | 1-1 | 1.000 | 0-0 | .000 | 0 | 2 | 2 | 2.0 | 0 | 0 | 1 | 0 | 0 | 3 | 1.4 | |
| vs Hampton | 11/20/2023 | | 08:49 | 0-1 | .000 | 0-1 | .000 | 0-0 | .000 | 0 | 2 | 2 | 2.0 | 1 | 1 | 0 | 0 | 1 | 0 | 1.2 | |
| North Dakota St. | 11/27/2023 | | 14:26 | 0-1 | .000 | 0-0 | .000 | 0-0 | .000 | 0 | 4 | 4 | 2.3 | 1 | 1 | 0 | 0 | 1 | 0 | 1.0 | |
| at Cal Poly | 11/29/2023 | | 20:39 | 1-2 | .500 | 1-1 | 1.000 | 0-0 | .000 | 0 | 1 | 1 | 2.1 | 1 | 0 | 0 | 0 | 1 | 3 | 1.3 | |
| Totals | | | 0 | 109:05 | 4-10 | .400 | 2-4 | .500 | 0-1 | .000 | 0 | 17 | 17 | 2.1 | 5 | 6 | 4 | 2 | 4 | 10 | 1.3 |

Player Averages

| Games Played | Minutes/game | Points/game | FG Pct | 3FG Pct | FT Pct | Rebounds/game | Assists/game | Turnovers/game | Assist/Turnover ratio | Steals/game | Blocks/game |
|--------------|--------------|-------------|--------|---------|--------|---------------|--------------|----------------|-----------------------|-------------|-------------|
| 8 | 13.6 | 1.3 | 40.0 | 50.0 | 0.0 | 2.1 | 0.8 | 0.5 | 1.5 | 0.5 | 0.3 |

| SEASON | TEAM | GP-GS | MIN/AVG | Field Goals | | 3-Point | | F-Throws | | Rebounds | | | | Scoring | | | | | | |
|--------------|------|-------------|----------------|-------------|-------------|------------|-------------|------------|-------------|----------|-----------|-----------|------------|------------|----------|----------|----------|----------|-----------|------------|
| | | | | FG-FGA | FG% | 3FG-3FGA | 3FG% | FT-FTA | FT% | OFF | DEF | TOT | AVG | PF | FO A | TO | BLK | STL | PTS | AVG |
| 2022-23 | SJSU | 10-0 | 37/3.7 | 1-6 | .167 | 1-5 | .200 | 2-2 | 1.000 | 1 | 4 | 5 | 0.5 | 2-0 | 0 | 2 | 0 | 2 | 5 | 0.5 |
| 2023-24 | SJSU | 8-0 | 109/13.6 | 4-10 | .400 | 2-4 | .500 | 0-1 | .000 | 0 | 17 | 17 | 2.1 | 5-0 | 6 | 4 | 2 | 4 | 10 | 1.3 |
| TOTAL | | 18-0 | 146/8.1 | 5-16 | .313 | 3-9 | .333 | 2-3 | .667 | 1 | 21 | 22 | 1.2 | 7-0 | 6 | 6 | 2 | 6 | 15 | 0.8 |