



Nevada at San Jose St.

02/23/24 Provident Credit Union Event Center, San Jose
2023-24 Men's Basketball

Game Time: 7:00 PM
Game Duration: 1:55
Attendance: 2,177

Officials: Gregory Nixon, Kipp Kissinger, DJ Cartensen

Nevada - 84

Record: 22-6 (9-5)

Box score table for Nevada with columns: NO., Name, Min, FG, 3P, FT, Rebounds, Fouls, TP, AS, TO, ST, Blocks, +/-

Shooting By Period table for Nevada with columns: 1st, 2nd, GM FG%, 3PT%, FT%

Dead Ball Rebounds: 3, 0

Technical Fouls: Davidson 2nd 5:22

San Jose St. - 63

Record: 9-19 (2-13)

Box score table for San Jose St. with columns: NO., Name, Min, FG, 3P, FT, Rebounds, Fouls, TP, AS, TO, ST, Blocks, +/-

Shooting By Period table for San Jose St. with columns: 1st, 2nd, GM FG%, 3PT%, FT%

Dead Ball Rebounds: 0, 0

Technical Fouls: Davis 2nd 5:22

Comparison table between NEV and SJSU for metrics like Biggest lead, Best Scoring Run, Lead Changes, Times Tied, Time with Lead

Points from comparison table for NEV and SJSU across categories: Turnovers, Paint, Second Chance, Fast Breaks, Bench

Period by Period Scoring table for NEV and SJSU with columns: 1st, 2nd, TOT



**Officials:** Gregory Nixon, Kipp Kissinger, DJ Cartensen

**Period 1**

**Quarter Starters:**

<b>SJSU</b>	0 Amey Jr. M	5 Gorener T	13 Cardenas A	15 Anderson T	23 Seixas D
<b>NEV</b>	2 Lucas J	4 Coleman T	11 Davidson N	13 Blackshear K	42 Hymes K

Game Time	SJSU	Score	Diff	NEV
20:00	5 GORENER T jumpball won			42 HYMES K jumpball lost
19:42	15 ANDERSON T 2pt FG outside the paint, jump shot missed			
19:39				42 HYMES K defensive rebound (1)
19:25		<b>0-2</b>	<b>-2</b>	42 HYMES K 2pt FG in the paint, layup made (2)
19:25				13 BLACKSHEAR K assist (1)
19:06	5 GORENER T 3pt FG , jump shot missed			
19:04				4 COLEMAN T defensive rebound (1)
18:57		<b>0-5</b>	<b>-5</b>	2 LUCAS J 3pt FG , jump shot made (3)
18:57				4 COLEMAN T assist (1)
18:45	23 SEIXAS D turnover bad pass (1)			
18:35	23 SEIXAS D foul shooting (1 - 1)			42 HYMES K foul drawn (1)
18:35		<b>0-6</b>	<b>-6</b>	42 HYMES K free throw 1 - 2 made (3)
18:35		<b>0-7</b>	<b>-7</b>	42 HYMES K free throw 2 - 2 made (4)
18:10	15 ANDERSON T 2pt FG in the paint, layup made (2)	<b>2-7</b>	<b>-5</b>	
18:10	0 AMEY JR. M assist (1)			
17:47				42 HYMES K 2pt FG in the paint, layup missed
17:46	15 ANDERSON T defensive rebound (1)			
17:36	13 CARDENAS A 3pt FG , jump shot made (3)	<b>5-7</b>	<b>-2</b>	
17:36	0 AMEY JR. M assist (2)			
17:20	13 CARDENAS A foul personal (1 - 2)			13 BLACKSHEAR K foul drawn (1)
17:20	23 SEIXAS D substitution out			
17:20	20 WISE C substitution in			
17:12				2 LUCAS J 3pt FG , jump shot missed
17:09				11 DAVIDSON N offensive rebound (1)
17:09	0 AMEY JR. M steal (1)			11 DAVIDSON N turnover lost ball (1)
16:46	15 ANDERSON T foul drawn (1)			42 HYMES K foul personal (1 - 1)
16:46				42 HYMES K substitution out
16:46				20 FOSTER D substitution in
16:35	13 CARDENAS A turnover bad pass (1)			2 LUCAS J steal (1)
16:10		<b>5-9</b>	<b>-4</b>	20 FOSTER D 2pt FG from turnover in the paint, layup made (2)
16:10				2 LUCAS J assist (1)
15:38	5 GORENER T 3pt FG , jump shot missed			
15:36				13 BLACKSHEAR K defensive rebound (1)
15:29				2 LUCAS J 2pt FG in the paint, jump shot missed
15:26				13 BLACKSHEAR K offensive rebound (2)
15:21				4 COLEMAN T 3pt FG second chance, jump shot missed
15:17	defensive rebound (2)			
15:17	Timeout media			
14:51	0 AMEY JR. M 2pt FG in the paint, jump shot missed			
14:49				13 BLACKSHEAR K defensive rebound (3)
14:43	20 WISE C foul shooting (1 - 3)			11 DAVIDSON N foul drawn (1)
14:43		<b>5-10</b>	<b>-5</b>	11 DAVIDSON N free throw fast break 1 - 2 made (1)
14:43	5 GORENER T substitution out			



**Officials:** Gregory Nixon, Kipp Kissinger, DJ Cartensen

Game Time	SJSU	Score	Diff	NEV
14:43	20 WISE C substitution out			
14:43	6 DAVIS L substitution in			
14:43	23 SEIXAS D substitution in			
14:43				11 DAVIDSON N free throw fast break 2 - 2 missed
14:42	6 DAVIS L defensive rebound (1)			
14:29	0 AMEY JR. M 3pt FG , jump shot made (3)	<b>8-10</b>	<b>-2</b>	
14:29	13 CARDENAS A assist (1)			
14:15		<b>8-12</b>	<b>-4</b>	4 COLEMAN T 2pt FG in the paint, layup made (2)
13:37	0 AMEY JR. M 2pt FG in the paint, jump shot missed			
13:36				11 DAVIDSON N defensive rebound (2)
13:30	23 SEIXAS D steal (1)			13 BLACKSHEAR K turnover bad pass (1)
13:17	15 ANDERSON T 2pt FG from turnover in the paint, jump shot missed			
13:15				11 DAVIDSON N defensive rebound (3)
13:07		<b>8-14</b>	<b>-6</b>	4 COLEMAN T 2pt FG in the paint, jump shot made (4)
12:48	0 AMEY JR. M 3pt FG , jump shot made (6)	<b>11-14</b>	<b>-3</b>	
12:48	13 CARDENAS A assist (2)			
12:28		<b>11-16</b>	<b>-5</b>	13 BLACKSHEAR K 2pt FG in the paint, layup made (2)
12:28				4 COLEMAN T assist (2)
12:15	6 DAVIS L foul drawn (1)			2 LUCAS J foul personal (1 - 2)
12:15	13 CARDENAS A substitution out			
12:15	15 ANDERSON T substitution out			
12:15	2 MITCHELL JR. R substitution in			
12:15	5 GORENER T substitution in			
12:15				11 DAVIDSON N substitution out
12:15				13 BLACKSHEAR K substitution out
12:15				3 ROLISON T substitution in
12:15				42 HYMES K substitution in
12:06	23 SEIXAS D 3pt FG , jump shot missed			
12:04				20 FOSTER D defensive rebound (1)
11:49	6 DAVIS L foul personal (1 - 4)			4 COLEMAN T foul drawn (1)
11:49				Timeout media
11:46				4 COLEMAN T 2pt FG in the paint, jump shot missed
11:46	defensive rebound (4)			
11:29	2 MITCHELL JR. R turnover bad pass (1)			2 LUCAS J steal (2)
11:25		<b>11-18</b>	<b>-7</b>	2 LUCAS J 2pt FG fast break from turnover in the paint, layup made (5)
11:11	6 DAVIS L 2pt FG in the paint, layup made (2)	<b>13-18</b>	<b>-5</b>	
10:50	0 AMEY JR. M foul drawn (1)			20 FOSTER D foul offensive (1 - 3)
10:50				20 FOSTER D turnover offensive (1)
10:50	0 AMEY JR. M substitution out			
10:50	15 ANDERSON T substitution in			
10:50				2 LUCAS J substitution out
10:50				4 COLEMAN T substitution out
10:50				0 MCINTOSH H substitution in
10:50				13 BLACKSHEAR K substitution in
10:40	23 SEIXAS D foul drawn (1)			3 ROLISON T foul shooting (1 - 4)
10:40	23 SEIXAS D free throw 1 - 2 made (1)	<b>14-18</b>	<b>-4</b>	
10:40	23 SEIXAS D free throw 2 - 2 missed			
10:39				20 FOSTER D defensive rebound (2)



Official Basketball Play by Play - First Half  
**Nevada at San Jose St.**  
 02/23/24 Provident Credit Union Event Center, San Jose  
 2023-24 Men's Basketball

**Game Time:** 7:00 PM  
**Game Duration:** 1:55  
**Attendance:** 2,177

**Officials:** Gregory Nixon, Kipp Kissinger, DJ Cartensen

Game Time	SJSU	Score	Diff	NEV
10:26	23 SEIXAS D foul drawn (2)			42 HYMES K foul offensive (2 - 5)
10:26				42 HYMES K turnover offensive (1)
10:26				42 HYMES K substitution out
10:26				11 DAVIDSON N substitution in
10:11	15 ANDERSON T 3pt FG from turnover, jump shot missed			
10:08				11 DAVIDSON N defensive rebound (4)
09:58				13 BLACKSHEAR K 2pt FG in the paint, jump shot missed
09:56	15 ANDERSON T defensive rebound (2)			
09:53	6 DAVIS L 2pt FG fast break in the paint, layup made (4)	<b>16-18</b>	<b>-2</b>	
09:25				3 ROLISON T 3pt FG , jump shot missed
09:23				20 FOSTER D offensive rebound (3)
09:14				13 BLACKSHEAR K 2pt FG second chance in the paint, jump shot missed
09:12	15 ANDERSON T defensive rebound (3)			
09:07	6 DAVIS L 2pt FG in the paint, layup missed			
09:04				11 DAVIDSON N defensive rebound (5)
08:50		<b>16-20</b>	<b>-4</b>	11 DAVIDSON N 2pt FG in the paint, layup made (3)
08:50				20 FOSTER D assist (1)
08:25	6 DAVIS L 3pt FG , jump shot missed			
08:25				defensive rebound (14)
08:25	2 MITCHELL JR. R substitution out			
08:25	23 SEIXAS D substitution out			
08:25	0 AMEY JR. M substitution in			
08:25	20 WISE C substitution in			
08:25	6 DAVIS L substitution out			
08:25	13 CARDENAS A substitution in			
08:25				20 FOSTER D substitution out
08:25				4 COLEMAN T substitution in
08:14	0 AMEY JR. M steal (2)			13 BLACKSHEAR K turnover bad pass (2)
08:05	15 ANDERSON T foul drawn (2)			0 MCINTOSH H foul shooting (1 - 6)
08:05	15 ANDERSON T free throw 1 - 2 made (3)	<b>17-20</b>	<b>-3</b>	
08:05	15 ANDERSON T free throw 2 - 2 missed			
08:04				0 MCINTOSH H defensive rebound (1)
07:47		<b>17-22</b>	<b>-5</b>	11 DAVIDSON N 2pt FG in the paint, layup made (5)
07:47				13 BLACKSHEAR K assist (2)
07:12	0 AMEY JR. M 3pt FG , jump shot missed			
07:10				13 BLACKSHEAR K defensive rebound (4)
07:01	20 WISE C steal (1)			13 BLACKSHEAR K turnover bad pass (3)
06:57	5 GORENER T 2pt FG fast break from turnover in the paint, dunk, made (2)	<b>19-22</b>	<b>-3</b>	
06:57	13 CARDENAS A assist (3)			
06:24				3 ROLISON T 3pt FG , jump shot missed
06:22	13 CARDENAS A defensive rebound (1)			
06:04	20 WISE C turnover travel (1)			
06:04	Timeout media			
06:04	5 GORENER T substitution out			
06:04	20 WISE C substitution out			
06:04	6 DAVIS L substitution in			
06:04	23 SEIXAS D substitution in			
06:04				3 ROLISON T substitution out



Official Basketball Play by Play - First Half  
**Nevada at San Jose St.**  
 02/23/24 Provident Credit Union Event Center, San Jose  
 2023-24 Men's Basketball

**Game Time:** 7:00 PM  
**Game Duration:** 1:55  
**Attendance:** 2,177

**Officials:** Gregory Nixon, Kipp Kissinger, DJ Cartensen

Game Time	SJSU	Score	Diff	NEV
06:04				2 LUCAS J substitution in
05:50				4 COLEMAN T 3pt FG from turnover, jump shot missed
05:50	0 AMEY JR. M defensive rebound (1)			
05:50	6 DAVIS L foul drawn (2)			2 LUCAS J foul shooting (2 - 7)
05:50	6 DAVIS L free throw fast break 1 - 2 made (5)	<b>20-22</b>	<b>-2</b>	
05:50	6 DAVIS L free throw fast break 2 - 2 made (6)	<b>21-22</b>	<b>-1</b>	
05:36				0 MCINTOSH H 3pt FG , jump shot missed
05:34	0 AMEY JR. M defensive rebound (2)			
05:21	6 DAVIS L 2pt FG in the paint, layup missed			
05:19				11 DAVIDSON N defensive rebound (6)
05:13				11 DAVIDSON N 2pt FG in the paint, layup missed
05:12				11 DAVIDSON N offensive rebound (7)
05:10		<b>21-24</b>	<b>-3</b>	11 DAVIDSON N 2pt FG second chance in the paint, layup made (7)
04:54	13 CARDENAS A turnover lost ball (2)			0 MCINTOSH H steal (1)
04:46				0 MCINTOSH H 2pt FG from turnover in the paint, layup missed
04:45				11 DAVIDSON N offensive rebound (8)
04:46	jump ball situation			
04:45	Timeout 30 Sec			
04:45				2 LUCAS J substitution out
04:45				33 POPE T substitution in
04:34	13 CARDENAS A foul personal (2 - 5)			13 BLACKSHEAR K foul drawn (2)
04:34	13 CARDENAS A substitution out			
04:34	2 MITCHELL JR. R substitution in			
04:29				13 BLACKSHEAR K 2pt FG second chance in the paint, jump shot missed
04:27				11 DAVIDSON N offensive rebound (9)
04:25				13 BLACKSHEAR K 2pt FG second chance outside the paint, jump shot missed
04:23				4 COLEMAN T offensive rebound (2)
04:21		<b>21-27</b>	<b>-6</b>	0 MCINTOSH H 3pt FG second chance, jump shot made (3)
04:21				4 COLEMAN T assist (3)
04:11	23 SEIXAS D foul offensive (2 - 6)			0 MCINTOSH H foul drawn (1)
04:11	23 SEIXAS D turnover offensive (2)			
04:11	23 SEIXAS D substitution out			
04:11	20 WISE C substitution in			
04:02	6 DAVIS L steal (1)			13 BLACKSHEAR K turnover lost ball (4)
03:59	6 DAVIS L 2pt FG fast break from turnover in the paint, layup made (8)	<b>23-27</b>	<b>-4</b>	
03:32		<b>23-29</b>	<b>-6</b>	4 COLEMAN T 2pt FG in the paint, layup made (6)
03:08	0 AMEY JR. M 3pt FG , jump shot made (9)	<b>26-29</b>	<b>-3</b>	
03:08	15 ANDERSON T assist (1)			
02:37	2 MITCHELL JR. R foul personal (1 - 7)			11 DAVIDSON N foul drawn (2)
02:37	Timeout media			
02:37				13 BLACKSHEAR K substitution out
02:37				20 FOSTER D substitution in
02:37				33 POPE T turnover lane violation (1)
02:32	6 DAVIS L 2pt FG from turnover in the paint, layup missed			
02:31				11 DAVIDSON N defensive rebound (10)
02:18				11 DAVIDSON N turnover travel (2)



Official Basketball Play by Play - First Half

**Nevada at San Jose St.**

02/23/24 Provident Credit Union Event Center, San Jose  
2023-24 Men's Basketball

**Game Time:** 7:00 PM  
**Game Duration:** 1:55  
**Attendance:** 2,177

**Officials:** Gregory Nixon, Kipp Kissinger, DJ Cartensen

Game Time	SJSU	Score	Diff	NEV
02:07	0 AMEY JR. M 3pt FG from turnover, jump shot missed			
02:05				4 COLEMAN T defensive rebound (3)
02:05	15 ANDERSON T foul personal (1 - 8)			4 COLEMAN T foul drawn (2)
02:05				33 POPE T substitution out
02:05				13 BLACKSHEAR K substitution in
02:05	2 MITCHELL JR. R substitution out			
02:05	5 GORENER T substitution in			
02:05				4 COLEMAN T 1&1 free throw 1 missed
02:04				4 COLEMAN T offensive rebound (4)
02:02		<b>26-32</b>	<b>-6</b>	0 MCINTOSH H 3pt FG second chance, jump shot made (6)
02:02				4 COLEMAN T assist (4)
01:37	5 GORENER T 3pt FG , jump shot missed			
01:35	6 DAVIS L offensive rebound (2)			
01:35	6 DAVIS L 2pt FG second chance in the paint, layup made (10)	<b>28-32</b>	<b>-4</b>	
01:35	0 AMEY JR. M assist (3)			
01:14		<b>28-34</b>	<b>-6</b>	13 BLACKSHEAR K 2pt FG in the paint, layup made (4)
00:58	6 DAVIS L foul drawn (3)			11 DAVIDSON N foul shooting (1 - 8)
00:58	6 DAVIS L free throw 1 - 2 made (11)	<b>29-34</b>	<b>-5</b>	
00:58	6 DAVIS L free throw 2 - 2 missed			
00:57				20 FOSTER D defensive rebound (4)
00:43				13 BLACKSHEAR K 2pt FG in the paint, layup blocked
00:43	20 WISE C block (1)			
00:39	0 AMEY JR. M defensive rebound (3)			
00:39	6 DAVIS L turnover travel (1)			
00:18				13 BLACKSHEAR K 2pt FG from turnover outside the paint, jump shot missed
00:15				4 COLEMAN T offensive rebound (5)
00:01				13 BLACKSHEAR K 2pt FG from turnover second chance in the paint, layup blocked
00:01	20 WISE C block (2)			
00:00	defensive rebound (12)			
<b>END OF PERIOD</b>				
<b>SJSU 29-34 NEV</b>				



### Nevada at San Jose St.

02/23/24 Provident Credit Union Event Center, San Jose  
2023-24 Men's Basketball

Game Time: 7:00 PM  
Game Duration: 1:55  
Attendance: 2,177

Officials: Gregory Nixon, Kipp Kissinger, DJ Cartensen

#### Nevada - 34

NO.	Name	Min	FG			Rebounds			Fouls		TP	AS	TO	ST	Blocks		+/-
			M-A	3P	FT	OR	DR	TOT	PF	FD					BS	BA	
4	Tre Coleman	F 17:35	3-6	0-2	0-1	3	2	5	0	2	6	4	0	0	0	0	6
11	Nick Davidson	F 18:11	3-4	0-0	1-2	4	6	10	1	2	7	0	2	0	0	0	6
42	K.J. Hymes	F 05:03	1-2	0-0	2-2	0	1	1	2	1	4	0	1	0	0	0	1
2	Jarod Lucas	G 10:29	2-4	1-2	0-0	0	0	0	2	0	5	1	0	2	0	0	5
13	Kenan Blackshear	G 18:03	2-9	0-0	0-0	1	3	4	0	2	4	2	4	0	0	2	5
20	Daniel Foster	10:58	1-1	0-0	0-0	1	3	4	1	0	2	1	1	0	0	0	4
3	Tyler Rolison	06:11	0-2	0-2	0-0	0	0	0	1	0	0	0	0	0	0	0	-2
0	Hunter McIntosh	10:50	2-4	2-3	0-0	0	1	1	1	1	6	0	0	1	0	0	0
33	Tylan Pope	02:40	0-0	0-0	0-0	0	0	0	0	0	0	0	1	0	0	0	0
Team						0	1	1			0		0				
<b>Totals</b>			14-32	3-9	3-5	9	17	26	8	8	34	8	9	3	0	2	5

Shooting By Period		
1st FG%	14-32	43.8%
3PT%	3-9	33.3%
FT%	3-5	60%
GM FG%	14-32	43.8%
3PT%	3-9	33.3%
FT%	3-5	60.0%

Dead Ball Rebounds: 0, 0

Technical Fouls::NONE

#### San Jose St. - 29

NO.	Name	Min	FG			Rebounds			Fouls		TP	AS	TO	ST	Blocks		+/-
			M-A	3P	FT	OR	DR	TOT	PF	FD					BS	BA	
5	Tibet Gorener	F 13:33	1-4	0-3	0-0	0	0	0	0	0	2	0	0	0	0	0	-5
15	Trey Anderson	F 18:35	1-4	0-1	1-2	0	3	3	1	2	3	1	0	0	0	0	-5
23	Diogo Seixas	F 10:51	0-1	0-1	1-2	0	0	0	2	2	1	0	2	1	0	0	-4
0	Myron Amey Jr.	G 17:35	3-7	3-5	0-0	0	3	3	0	1	9	3	0	2	0	0	-6
13	Alvaro Cardenas	G 11:36	1-1	1-1	0-0	0	1	1	2	0	3	3	2	0	0	0	-4
20	Christian Wise	09:09	0-0	0-0	0-0	0	0	0	1	0	0	0	1	1	2	0	-1
6	Latrell Davis	12:22	4-8	0-1	3-4	1	1	2	1	3	11	0	1	1	0	0	-1
2	Rickey Mitchell Jr.	06:19	0-0	0-0	0-0	0	0	0	1	0	0	0	1	0	0	0	1
Team						0	3	3			0		0				
<b>Totals</b>			10-25	4-12	5-8	1	11	12	8	8	29	7	7	5	2	0	-5

Shooting By Period		
1st FG%	10-25	40.0%
3PT%	4-12	33.3%
FT%	5-8	62.5%
GM FG%	10-25	40.0%
3PT%	4-12	33.3%
FT%	5-8	62.5%

Dead Ball Rebounds: 0, 0

Technical Fouls::NONE

	NEV	SJSU
Biggest lead	7 (1 <sup>st</sup> 18:35)	0 (1 <sup>st</sup> 20:00)
Best Scoring Run	7(1 <sup>st</sup> 18:35)	5(1 <sup>st</sup> 17:36)
Lead Changes	0	
Times Tied	0	
Time with Lead	19:25	00:00

Points from	NEV	SJSU
Turnovers	6	6
Paint	22	12
Second Chance	8	2
Fast Breaks	3	8
Bench	8	11

	Period by Period Scoring		
	1st	2nd	TOT
NEV	34	50	84
SJSU	29	34	63



**Officials:** Gregory Nixon, Kipp Kissinger, DJ Cartensen

**Period 2**

**Quarter Starters:**

<b>SJSU</b>	0 Amey Jr. M	5 Gorener T	13 Cardenas A	15 Anderson T	23 Seixas D
<b>NEV</b>	2 Lucas J	4 Coleman T	11 Davidson N	13 Blackshear K	42 Hymes K

Game Time	SJSU	Score	Diff	NEV
20:00	6 DAVIS L substitution out			
20:00	20 WISE C substitution out			
20:00	13 CARDENAS A substitution in			
20:00	23 SEIXAS D substitution in			
20:00				0 MCINTOSH H substitution out
20:00				20 FOSTER D substitution out
20:00				2 LUCAS J substitution in
20:00				42 HYMES K substitution in
19:49	0 AMEY JR. M 2pt FG in the paint, layup made (11)	<b>31-34</b>	<b>-3</b>	
19:49	13 CARDENAS A assist (4)			
19:38		<b>31-37</b>	<b>-6</b>	11 DAVIDSON N 3pt FG , jump shot made (10)
19:38				13 BLACKSHEAR K assist (3)
19:18	5 GORENER T 2pt FG in the paint, layup missed			
19:16				11 DAVIDSON N defensive rebound (11)
19:08	23 SEIXAS D foul shooting (3 - 1)			42 HYMES K foul drawn (2)
19:08				42 HYMES K free throw 1 - 2 missed
19:08				offensive dead ball rebound (1)
19:08				42 HYMES K free throw 2 - 2 missed
19:07	23 SEIXAS D defensive rebound (1)			
18:54	15 ANDERSON T 2pt FG in the paint, layup made (5)	<b>33-37</b>	<b>-4</b>	
18:54	5 GORENER T assist (1)			
18:42	5 GORENER T foul personal (1 - 2)			2 LUCAS J foul drawn (1)
18:27		<b>33-40</b>	<b>-7</b>	4 COLEMAN T 3pt FG , jump shot made (9)
18:27				13 BLACKSHEAR K assist (4)
18:27				13 BLACKSHEAR K substitution out
18:27				3 ROLISON T substitution in
18:00	0 AMEY JR. M 2pt FG in the paint, layup made (13)	<b>35-40</b>	<b>-5</b>	
18:00	13 CARDENAS A assist (5)			
17:39				2 LUCAS J 3pt FG , jump shot missed
17:37	5 GORENER T defensive rebound (1)			
17:27	15 ANDERSON T 3pt FG , jump shot missed			
17:25				11 DAVIDSON N defensive rebound (12)
17:11	0 AMEY JR. M foul personal (1 - 3)			3 ROLISON T foul drawn (1)
17:02	23 SEIXAS D steal (2)			42 HYMES K turnover lost ball (2)
16:43	23 SEIXAS D 3pt FG from turnover, jump shot made (4)	<b>38-40</b>	<b>-2</b>	
16:43	15 ANDERSON T assist (2)			
16:23				2 LUCAS J 2pt FG outside the paint, jump shot missed
16:22				42 HYMES K offensive rebound (2)
16:22	jump ball situation			
16:22	5 GORENER T substitution out			
16:22	23 SEIXAS D substitution out			
16:22	6 DAVIS L substitution in			
16:22	20 WISE C substitution in			





**Officials:** Gregory Nixon, Kipp Kissinger, DJ Cartensen

Game Time	SJSU	Score	Diff	NEV
16:22				42 HYMES K substitution out
16:22				20 FOSTER D substitution in
16:14				20 FOSTER D 2pt FG second chance in the paint, layup missed
16:12	6 DAVIS L defensive rebound (3)			
16:08	15 ANDERSON T 2pt FG fast break in the paint, dunk, made (7)	<b>40-40</b>	<b>0</b>	
16:08	6 DAVIS L assist (1)			
15:41		<b>40-42</b>	<b>-2</b>	2 LUCAS J 2pt FG outside the paint, jump shot made (7)
15:41				4 COLEMAN T assist (5)
15:27	20 WISE C 2pt FG in the paint, layup made (2)	<b>42-42</b>	<b>0</b>	
15:27	13 CARDENAS A assist (6)			
15:13		<b>42-44</b>	<b>-2</b>	2 LUCAS J 2pt FG in the paint, jump shot made (9)
15:13				3 ROLISON T assist (1)
15:00	Timeout 30 Sec			
15:00	Timeout media			
15:00	13 CARDENAS A substitution out			
15:00	5 GORENER T substitution in			
15:00				3 ROLISON T substitution out
15:00				0 MCINTOSH H substitution in
15:00	6 DAVIS L 2pt FG in the paint, layup missed			
14:52				20 FOSTER D defensive rebound (5)
14:45		<b>42-46</b>	<b>-4</b>	11 DAVIDSON N 2pt FG in the paint, layup made (12)
14:45				4 COLEMAN T assist (6)
14:28	20 WISE C 2pt FG in the paint, layup missed			
14:27				2 LUCAS J defensive rebound (1)
13:58	15 ANDERSON T foul drawn (3)			2 LUCAS J foul offensive (3 - 1)
13:58				2 LUCAS J turnover offensive (1)
13:58	Timeout media			
13:58	20 WISE C substitution out			
13:58	23 SEIXAS D substitution in			
13:37	0 AMEY JR. M foul drawn (2)			20 FOSTER D foul personal (2 - 2)
13:37				2 LUCAS J substitution out
13:37				13 BLACKSHEAR K substitution in
13:24	5 GORENER T turnover bad pass (1)			4 COLEMAN T steal (1)
13:12		<b>42-48</b>	<b>-6</b>	11 DAVIDSON N 2pt FG from turnover in the paint, layup made (14)
12:43	15 ANDERSON T 3pt FG , jump shot missed			
12:40				13 BLACKSHEAR K defensive rebound (5)
12:34	23 SEIXAS D foul drawn (3)			11 DAVIDSON N foul offensive (2 - 3)
12:34				11 DAVIDSON N turnover offensive (3)
12:21				11 DAVIDSON N substitution out
12:21				42 HYMES K substitution in
12:13	15 ANDERSON T 2pt FG from turnover in the paint, layup missed			
12:11				20 FOSTER D defensive rebound (6)
12:01		<b>42-51</b>	<b>-9</b>	0 MCINTOSH H 3pt FG , jump shot made (9)
12:01				13 BLACKSHEAR K assist (5)
11:43	6 DAVIS L 3pt FG , jump shot missed			
11:42				4 COLEMAN T defensive rebound (6)
11:17	5 GORENER T foul personal (2 - 4)			20 FOSTER D foul drawn (1)
11:17	Timeout media			



Official Basketball Play by Play - Second Half  
**Nevada at San Jose St.**  
 02/23/24 Provident Credit Union Event Center, San Jose  
 2023-24 Men's Basketball

**Game Time:** 7:00 PM  
**Game Duration:** 1:55  
**Attendance:** 2,177

**Officials:** Gregory Nixon, Kipp Kissinger, DJ Cartensen

Game Time	SJSU	Score	Diff	NEV
11:17	5 GORENER T substitution out			
11:17	13 CARDENAS A substitution in			
11:09				0 MCINTOSH H 3pt FG , jump shot missed
11:08				20 FOSTER D offensive rebound (7)
10:51		<b>42-54</b>	<b>-12</b>	0 MCINTOSH H 3pt FG second chance, jump shot made (12)
10:51				4 COLEMAN T assist (7)
10:29	23 SEIXAS D foul drawn (4)			42 HYMES K foul personal (3 - 4)
10:18	0 AMEY JR. M 3pt FG , jump shot missed			
10:16				42 HYMES K defensive rebound (3)
10:06		<b>42-57</b>	<b>-15</b>	0 MCINTOSH H 3pt FG , jump shot made (15)
10:06				13 BLACKSHEAR K assist (6)
10:05	Timeout 60 Sec			
10:05				42 HYMES K substitution out
10:05				11 DAVIDSON N substitution in
09:54	6 DAVIS L 3pt FG , jump shot made (14)	<b>45-57</b>	<b>-12</b>	
09:54	13 CARDENAS A assist (7)			
09:35	15 ANDERSON T foul shooting (2 - 5)			20 FOSTER D foul drawn (2)
09:35				20 FOSTER D free throw 1 - 2 missed
09:35				offensive dead ball rebound (2)
09:35		<b>45-58</b>	<b>-13</b>	20 FOSTER D free throw 2 - 2 made (3)
09:09	23 SEIXAS D 3pt FG , jump shot missed			
09:07				4 COLEMAN T defensive rebound (7)
09:01				0 MCINTOSH H 3pt FG , jump shot missed
08:59	6 DAVIS L defensive rebound (4)			
08:53	13 CARDENAS A 3pt FG fast break, jump shot made (6)	<b>48-58</b>	<b>-10</b>	
08:53	0 AMEY JR. M assist (4)			
08:28		<b>48-61</b>	<b>-13</b>	4 COLEMAN T 3pt FG , jump shot made (12)
08:28				0 MCINTOSH H assist (1)
08:05	23 SEIXAS D substitution out			
08:05	20 WISE C substitution in			
08:05				4 COLEMAN T substitution out
08:05				2 LUCAS J substitution in
07:51	0 AMEY JR. M 3pt FG , jump shot missed			
07:51	offensive rebound (17)			
07:51	Timeout media			
07:40	20 WISE C 2pt FG second chance in the paint, layup missed			
07:39	20 WISE C offensive rebound (1)			
07:38	20 WISE C 2pt FG second chance in the paint, layup missed			
07:36				20 FOSTER D defensive rebound (8)
07:20	13 CARDENAS A foul personal (3 - 6)			11 DAVIDSON N foul drawn (3)
07:20	20 WISE C substitution out			
07:20	5 GORENER T substitution in			
07:17		<b>48-64</b>	<b>-16</b>	2 LUCAS J 3pt FG , jump shot made (12)
07:17				13 BLACKSHEAR K assist (7)
06:55	15 ANDERSON T 2pt FG in the paint, jump shot missed			
06:53				20 FOSTER D defensive rebound (9)
06:43		<b>48-67</b>	<b>-19</b>	11 DAVIDSON N 3pt FG , jump shot made (17)
06:43				13 BLACKSHEAR K assist (8)
06:18	13 CARDENAS A 3pt FG , jump shot made (9)	<b>51-67</b>	<b>-16</b>	



Official Basketball Play by Play - Second Half  
**Nevada at San Jose St.**  
 02/23/24 Provident Credit Union Event Center, San Jose  
 2023-24 Men's Basketball

**Game Time:** 7:00 PM  
**Game Duration:** 1:55  
**Attendance:** 2,177

**Officials:** Gregory Nixon, Kipp Kissinger, DJ Cartensen

Game Time	SJSU	Score	Diff	NEV
05:47		<b>51-69</b>	<b>-18</b>	2 LUCAS J 2pt FG outside the paint, jump shot made (14)
05:47				13 BLACKSHEAR K assist (9)
05:27	0 AMEY JR. M 3pt FG , jump shot missed			
05:25	5 GORENER T offensive rebound (2)			
05:25	5 GORENER T 2pt FG second chance in the paint, layup missed			
05:23	5 GORENER T offensive rebound (3)			
05:23	5 GORENER T 2pt FG second chance in the paint, layup missed			
05:23				11 DAVIDSON N defensive rebound (13)
05:22	6 DAVIS L foul personal (2 - 7)			11 DAVIDSON N foul drawn (4)
05:22		<b>51-70</b>	<b>-19</b>	11 DAVIDSON N 1&1 free throw 1 made (18)
05:22				11 DAVIDSON N 1&1 free throw 2 missed
05:22				offensive dead ball rebound (3)
05:22	6 DAVIS L foul class A technical (3 - 8)			
05:22		<b>51-71</b>	<b>-20</b>	2 LUCAS J free throw fast break 1 - 2 made (15)
05:22		<b>51-72</b>	<b>-21</b>	2 LUCAS J free throw fast break 2 - 2 made (16)
05:22				11 DAVIDSON N foul class A technical (3 - 5)
05:22				11 DAVIDSON N turnover offensive (4)
05:22	13 CARDENAS A free throw 1 - 2 made (10)	<b>52-72</b>	<b>-20</b>	
05:22	13 CARDENAS A free throw 2 - 2 made (11)	<b>53-72</b>	<b>-19</b>	
05:06	0 AMEY JR. M 3pt FG , jump shot made (16)	<b>56-72</b>	<b>-16</b>	
05:06	13 CARDENAS A assist (8)			
04:50				2 LUCAS J 2pt FG outside the paint, jump shot missed
04:49	6 DAVIS L defensive rebound (5)			
04:45	6 DAVIS L foul drawn (4)			20 FOSTER D foul shooting (3 - 6)
04:45	6 DAVIS L free throw fast break 1 - 2 made (15)	<b>57-72</b>	<b>-15</b>	
04:45	6 DAVIS L free throw fast break 2 - 2 missed			
04:45	6 DAVIS L offensive rebound (6)			
04:44	6 DAVIS L 2pt FG second chance in the paint, layup made (17)	<b>59-72</b>	<b>-13</b>	
04:35				Timeout 60 Sec
04:35				13 BLACKSHEAR K substitution out
04:35				4 COLEMAN T substitution in
04:23	0 AMEY JR. M foul personal (2 - 9)			2 LUCAS J foul drawn (2)
04:23		<b>59-73</b>	<b>-14</b>	2 LUCAS J 1&1 free throw 1 made (17)
04:23		<b>59-74</b>	<b>-15</b>	2 LUCAS J 1&1 free throw 2 made (18)
04:09	0 AMEY JR. M 2pt FG in the paint, jump shot made (18)	<b>61-74</b>	<b>-13</b>	
03:47		<b>61-77</b>	<b>-16</b>	0 MCINTOSH H 3pt FG , jump shot made (18)
03:47				4 COLEMAN T assist (8)
03:29	0 AMEY JR. M 2pt FG in the paint, layup missed			
03:27				20 FOSTER D defensive rebound (10)
03:01		<b>61-79</b>	<b>-18</b>	2 LUCAS J 2pt FG in the paint, jump shot made (20)
02:37	15 ANDERSON T 2pt FG in the paint, layup made (9)	<b>63-79</b>	<b>-16</b>	
02:37	5 GORENER T assist (2)			
02:09		<b>63-81</b>	<b>-18</b>	11 DAVIDSON N 2pt FG in the paint, layup made (20)
02:09				0 MCINTOSH H assist (2)
02:09	6 DAVIS L foul shooting (4 - 10)			11 DAVIDSON N foul drawn (5)
02:09				Timeout media
02:09		<b>63-82</b>	<b>-19</b>	11 DAVIDSON N free throw 1 - 1 made (21)
01:50	15 ANDERSON T 3pt FG , jump shot missed			
01:48				11 DAVIDSON N defensive rebound (14)



Official Basketball Play by Play - Second Half  
**Nevada at San Jose St.**  
 02/23/24 Provident Credit Union Event Center, San Jose  
 2023-24 Men's Basketball

**Game Time:** 7:00 PM  
**Game Duration:** 1:55  
**Attendance:** 2,177

**Officials:** Gregory Nixon, Kipp Kissinger, DJ Cartensen

Game Time	SJSU	Score	Diff	NEV
01:29				0 MCINTOSH H 2pt FG in the paint, layup missed
01:27	0 AMEY JR. M defensive rebound (4)			
01:17	15 ANDERSON T 2pt FG in the paint, jump shot missed			
01:15				4 COLEMAN T defensive rebound (8)
00:53				0 MCINTOSH H 2pt FG in the paint, layup missed
00:52				4 COLEMAN T offensive rebound (9)
00:51				4 COLEMAN T 2pt FG second chance in the paint, layup missed
00:49				11 DAVIDSON N offensive rebound (15)
00:49	15 ANDERSON T foul personal (3 - 11)			11 DAVIDSON N foul drawn (6)
00:49		<b>63-83</b>	<b>-20</b>	11 DAVIDSON N free throw 1 - 2 made (22)
00:49		<b>63-84</b>	<b>-21</b>	11 DAVIDSON N free throw 2 - 2 made (23)
00:26	5 GORENER T 3pt FG , jump shot missed			
00:26				defensive rebound (46)
<b>END OF GAME</b>				
<b>SJSU 63-84 NEV</b>				



Nevada at San Jose St.

02/23/24 Provident Credit Union Event Center, San Jose
2023-24 Men's Basketball

Game Time: 7:00 PM
Game Duration: 1:55
Attendance: 2,177

Officials: Gregory Nixon, Kipp Kissinger, DJ Cartensen

Nevada - 50

Table with columns: NO., Name, Min, FG, 3P, FT, Rebounds, Fouls, TP, AS, TO, ST, Blocks, +/-

Shooting By Period table with columns: 2nd FG%, 3PT%, FT%, GM FG%, 3PT%, FT%

Dead Ball Rebounds: 3, 0

Technical Fouls: Davidson 2nd 5:22

San Jose St. - 34

Table with columns: NO., Name, Min, FG, 3P, FT, Rebounds, Fouls, TP, AS, TO, ST, Blocks, +/-

Shooting By Period table with columns: 2nd FG%, 3PT%, FT%, GM FG%, 3PT%, FT%

Dead Ball Rebounds: 0, 0

Technical Fouls: Davis 2nd 5:22

Comparison table with columns: NEV, SJSU

Points from table with columns: NEV, SJSU

Period by Period Scoring table with columns: 1st, 2nd, TOT



**Nevada at San Jose St.**

02/23/24 Provident Credit Union Event Center, San Jose  
2023-24 Men's Basketball

**Game Time:** 7:00 PM  
**Game Duration:** 1:55  
**Attendance:** 2,177

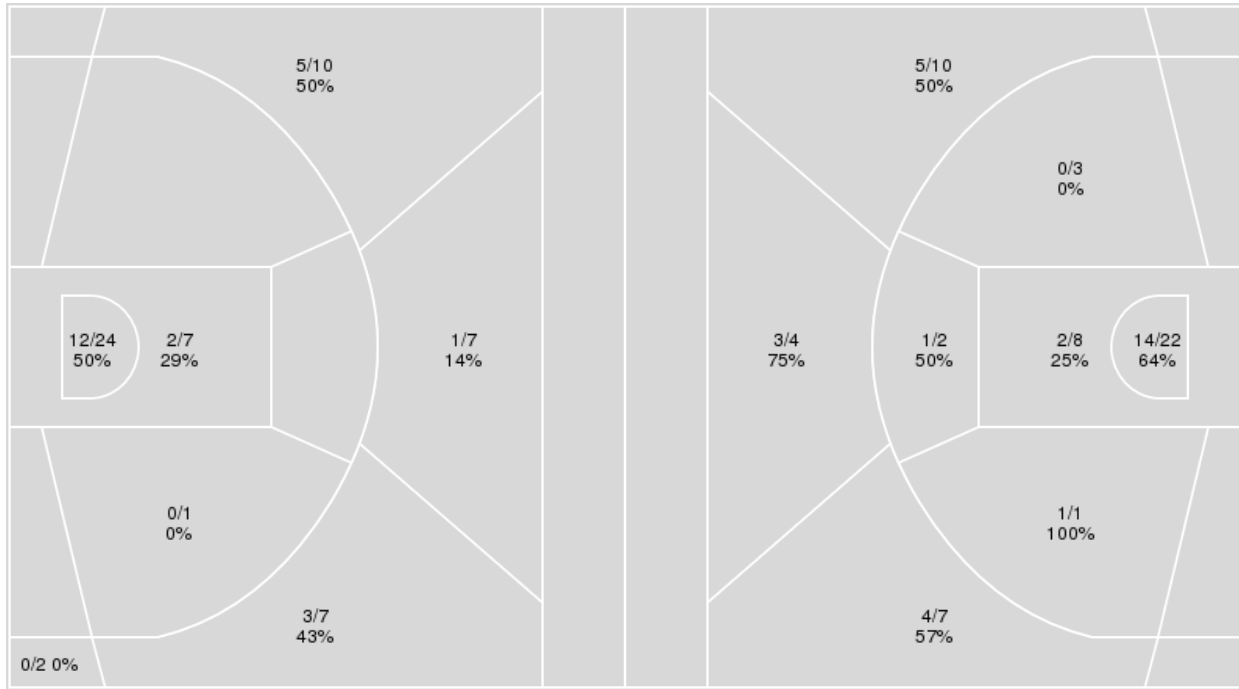
**Officials:** Gregory Nixon, Kipp Kissinger, DJ Cartensen

{ Players => 0, 1, 2, 4, 5, 6, 7, 8, 13, 15, 20, 21, 22, 23, 24, 25; } FG  
Types => All; Results => All;

{ Players => 0, 1, 2, 3, 4, 5, 10, 11, 12, 13, 20, 23, 24, 33, 34, 42; } FG  
Types => All; Results => All;

**San Jose St.**

**Nevada**



San Jose St.	M/A	%
Field Goals	23/58	40
2 Points	14/32	44
3 Points	9/26	35
Free Throws	8/12	67

Nevada	M/A	%
Field Goals	30/57	53
2 Points	18/36	50
3 Points	12/21	57
Free Throws	12/18	67



**Nevada at San Jose St.**

02/23/24 Provident Credit Union Event Center, San Jose  
2023-24 Men's Basketball

**Game Time:** 7:00 PM  
**Game Duration:** 1:55  
**Attendance:** 2,177

**Officials:** Gregory Nixon, Kipp Kissinger, DJ Cartensen

**Nevada**

No	Name	Mins		Score		Points Diff		Points per Min		Assists		Rebounds		Steals		Turnovers	
		On	Off	On	Off	On	Off	On	Off	On	Off	On	Off	On	Off	On	Off
0	Hunter McIntosh	25:50	14:10	56 - 37	28 - 26	19	2	2.17	1.98	14	8	34	12	2	2	9	4
2	Jarod Lucas	24:57	15:03	55 - 43	29 - 20	12	9	2.20	1.93	14	8	26	20	3	1	6	7
3	Tyler Rolison	09:38	30:22	10 - 17	74 - 46	-7	28	1.04	2.44	4	18	10	36	1	3	5	8
4	Tre Coleman	34:05	05:55	71 - 49	13 - 14	22	-1	2.08	2.20	18	4	38	8	4	0	11	2
11	Nick Davidson	35:55	04:05	73 - 60	11 - 3	13	8	2.03	2.69	19	3	40	6	3	1	11	2
13	Kenan Blackshear	28:38	11:22	64 - 48	20 - 15	16	5	2.24	1.76	17	5	33	13	3	1	8	5
20	Daniel Foster	27:20	12:40	62 - 39	22 - 24	23	-2	2.27	1.74	16	6	33	13	3	1	8	5
33	Tylan Pope	02:40	37:20	5 - 5	79 - 58	0	21	1.88	2.12	1	21	4	42	0	4	3	10
42	K.J. Hymes	10:57	29:03	24 - 17	60 - 46	7	14	2.19	2.07	7	15	12	34	1	3	4	9

**San Jose St.**

No	Name	Mins		Score		Points Diff		Points per Min		Assists		Rebounds		Steals		Turnovers	
		On	Off	On	Off	On	Off	On	Off	On	Off	On	Off	On	Off	On	Off
0	Myron Amey Jr.	37:35	02:25	60 - 82	3 - 2	-22	1	1.60	1.24	17	0	21	2	6	0	8	0
2	Rickey Mitchell Jr.	06:19	33:41	10 - 9	53 - 75	1	-22	1.58	1.57	1	16	3	20	1	5	2	6
5	Tibet Gorener	28:14	11:46	40 - 57	23 - 27	-17	-4	1.42	1.95	10	7	16	7	4	2	6	2
6	Latrell Davis	28:44	11:16	46 - 66	17 - 18	-20	-1	1.60	1.51	10	7	18	5	2	4	5	3
13	Alvaro Cardenas	27:53	12:07	50 - 63	13 - 21	-13	-8	1.79	1.07	15	2	17	6	5	1	4	4
15	Trey Anderson	38:35	01:25	61 - 82	2 - 2	-21	0	1.58	1.41	17	0	22	1	6	0	7	1
20	Christian Wise	12:18	27:42	15 - 18	48 - 66	-3	-18	1.22	1.73	5	12	8	15	4	2	3	5
23	Diogo Seixas	20:22	19:38	33 - 43	30 - 41	-10	-11	1.62	1.53	10	7	10	13	2	4	5	3

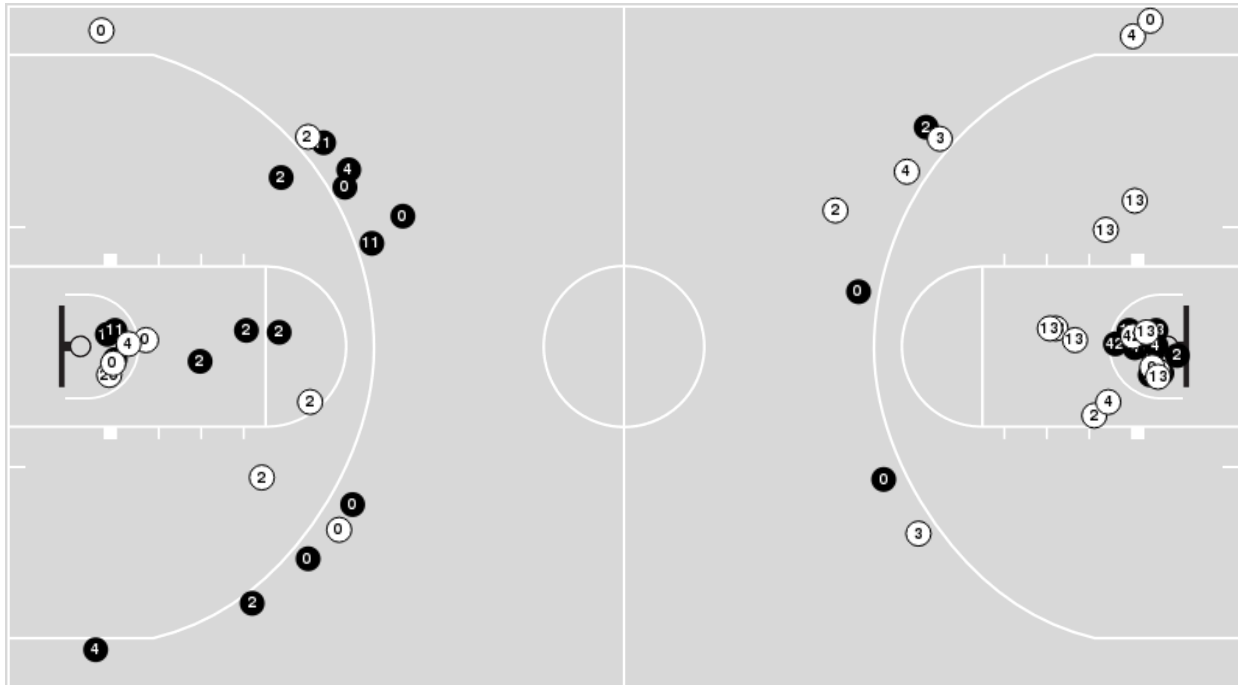


**Officials:** Gregory Nixon, Kipp Kissinger, DJ Cartensen

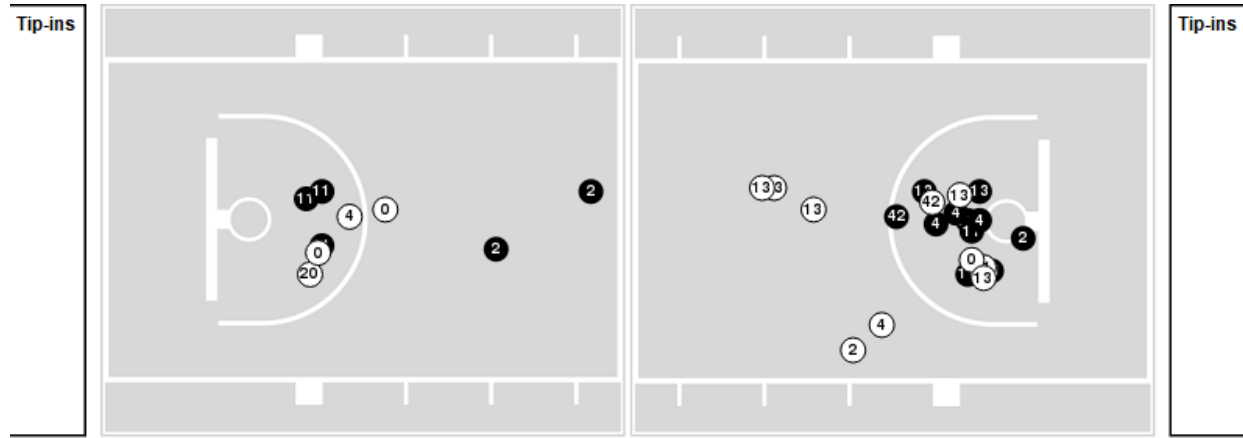
Players => 0, 1, 2, 3, 4, 5, 10, 11, 12, 13, 20, 23, 24, 33, 34, 42 FG Types=>All Results=>All

**Nevada**

**All Field Goals**



**Blow Up Chart**



● Made ○ Missed N - Player Number

Nevada	M/A	%
Field Goals	30/57	53
2 Points	18/36	50
3 Points	12/21	57
Free Throws	12/18	67

Nevada	M/A	%
Points in the Paint	32 (16 / 30)	53
Fast Break Points	5 (4/5)	80
Second Chance Points	15 (8/15)	53
Effective FG%	63	



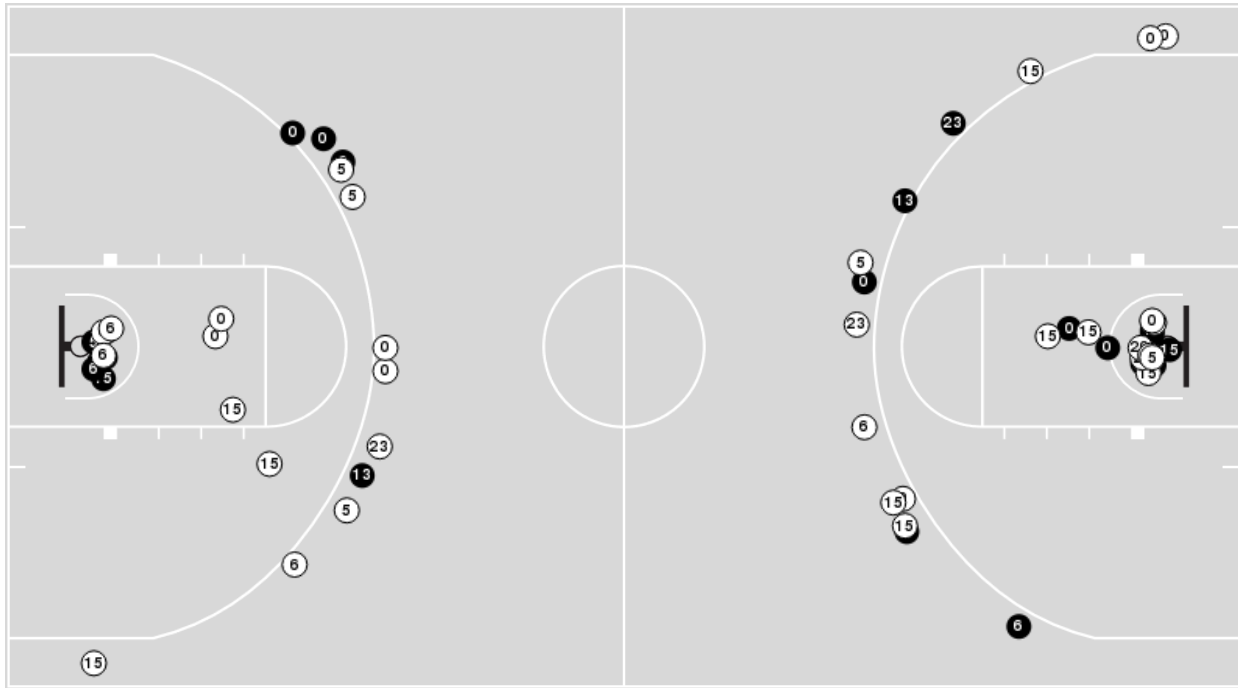


**Officials:** Gregory Nixon, Kipp Kissinger, DJ Cartensen

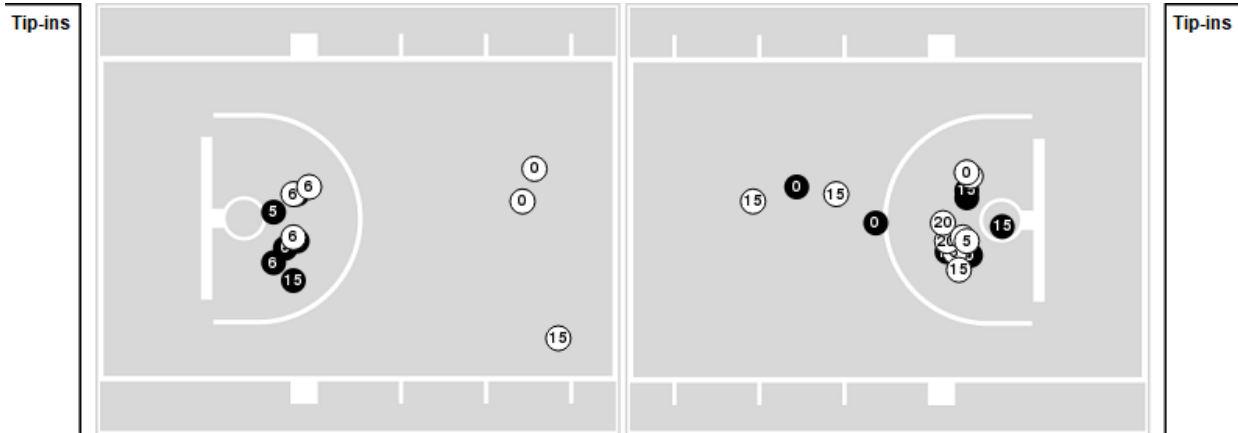
Players => 0, 1, 2, 4, 5, 6, 7, 8, 13, 15, 20, 21, 22, 23, 24, 25FG Types=>AllResults=>All

**San Jose St.**

**All Field Goals**



**Blow Up Chart**



● Made ○ Missed N - Player Number

San Jose St.	M/A	%
Field Goals	23/58	40
2 Points	14/32	44
3 Points	9/26	35
Free Throws	8/12	67

San Jose St.	M/A	%
Points in the Paint	28 (14 / 31)	45
Fast Break Points	14 (8/9)	89
Second Chance Points	4 (2/6)	33
Effective FG%	47	



**Officials:** Gregory Nixon, Kipp Kissinger, DJ Cartensen

**Nevada**

Lineup	Quarter On	Time On	Quarter Off	Time Off	Time on Court	Score	Score Diff	Reb	Stl	Tov	Ass	PPP
2- Lucas J/ 4- Coleman T/ 11- Davidson N/ 13- Blackshear K/ 42- Hymes K/	1	20:00	1	16:46	03:14	7-5	2	3	0	1	2	1.4344
2- Lucas J/ 4- Coleman T/ 11- Davidson N/ 13- Blackshear K/ 20- Foster D/	1	16:46	1	12:15	04:31	9-6	3	5	1	1	2	1.3081
2- Lucas J/ 3- Rolison T/ 4- Coleman T/ 20- Foster D/ 42- Hymes K/	1	12:15	1	10:50	01:25	2-2	0	1	1	1	0	0.6667
0- McIntosh H/ 3- Rolison T/ 13- Blackshear K/ 20- Foster D/ 42- Hymes K/	1	10:50	1	10:26	00:24	0-1	-1	1	0	1	0	0.0000
0- McIntosh H/ 3- Rolison T/ 11- Davidson N/ 13- Blackshear K/ 20- Foster D/	1	10:26	1	08:25	02:01	2-2	0	4	0	0	1	0.6667
0- McIntosh H/ 3- Rolison T/ 4- Coleman T/ 11- Davidson N/ 13- Blackshear K/	1	08:25	1	06:04	02:21	2-3	-1	2	0	2	1	0.5000
0- McIntosh H/ 2- Lucas J/ 4- Coleman T/ 11- Davidson N/ 13- Blackshear K/	1	06:04	1	04:45	01:19	2-2	0	3	1	0	0	0.6667
0- McIntosh H/ 4- Coleman T/ 11- Davidson N/ 13- Blackshear K/ 33- Pope T/	1	04:45	1	02:37	02:08	5-5	0	2	0	1	1	1.6667
0- McIntosh H/ 4- Coleman T/ 11- Davidson N/ 20- Foster D/ 33- Pope T/	1	02:37	1	02:05	00:32	0-0	0	2	0	2	0	0.0000
0- McIntosh H/ 4- Coleman T/ 11- Davidson N/ 13- Blackshear K/ 20- Foster D/	1	02:05	2	20:00	02:05	5-3	2	3	0	0	1	1.4535
2- Lucas J/ 4- Coleman T/ 11- Davidson N/ 13- Blackshear K/ 42- Hymes K/	2	20:00	2	18:27	01:33	6-4	2	1	0	0	2	2.0833
2- Lucas J/ 3- Rolison T/ 4- Coleman T/ 11- Davidson N/ 42- Hymes K/	2	18:27	2	16:22	02:05	0-5	-5	2	0	1	0	0.0000
2- Lucas J/ 3- Rolison T/ 4- Coleman T/ 11- Davidson N/ 20- Foster D/	2	16:22	2	15:00	01:22	4-4	0	0	0	0	2	1.3333
0- McIntosh H/ 2- Lucas J/ 4- Coleman T/ 11- Davidson N/ 20- Foster D/	2	15:00	2	13:37	01:23	2-0	2	2	0	1	1	1.0000
0- McIntosh H/ 4- Coleman T/ 11- Davidson N/ 13- Blackshear K/ 20- Foster D/	2	13:37	2	12:21	01:16	2-0	2	1	1	1	0	1.0000
0- McIntosh H/ 4- Coleman T/ 13- Blackshear K/ 20- Foster D/ 42- Hymes K/	2	12:21	2	10:05	02:16	9-0	9	4	0	0	3	3.0000
0- McIntosh H/ 4- Coleman T/ 11- Davidson N/ 13- Blackshear K/ 20- Foster D/	2	10:05	2	08:05	02:00	4-6	-2	1	0	0	1	1.3889
0- McIntosh H/ 2- Lucas J/ 11- Davidson N/ 13- Blackshear K/ 20- Foster D/	2	08:05	2	04:35	03:30	11-11	0	3	0	1	3	1.6272
0- McIntosh H/ 2- Lucas J/ 4- Coleman T/ 11- Davidson N/ 20- Foster D/	2	04:35	2	00:00	04:35	12-4	8	6	0	0	2	1.9355



**Officials:** Gregory Nixon, Kipp Kissinger, DJ Cartensen

**San Jose St.**

Lineup	Quarter On	Time On	Quarter Off	Time Off	Time on Court	Score	Score Diff	Reb	Stl	Tov	Ass	PPP
0- Amey Jr. M/ 5- Gorener T/ 13- Cardenas A/ 15- Anderson T/ 23- Seixas D/	1	20:00	1	17:20	02:40	5-7	-2	1	0	1	2	1.0000
0- Amey Jr. M/ 5- Gorener T/ 13- Cardenas A/ 15- Anderson T/ 20- Wise C/	1	17:20	1	14:43	02:37	0-3	-3	1	1	1	0	0.0000
0- Amey Jr. M/ 6- Davis L/ 13- Cardenas A/ 15- Anderson T/ 23- Seixas D/	1	14:43	1	12:15	02:28	6-6	0	1	1	0	2	1.5000
0- Amey Jr. M/ 2- Mitchell Jr. R/ 5- Gorener T/ 6- Davis L/ 23- Seixas D/	1	12:15	1	10:50	01:25	2-2	0	1	0	1	0	0.6667
2- Mitchell Jr. R/ 5- Gorener T/ 6- Davis L/ 15- Anderson T/ 23- Seixas D/	1	10:50	1	08:25	02:25	3-2	1	2	0	0	0	0.6148
0- Amey Jr. M/ 5- Gorener T/ 13- Cardenas A/ 15- Anderson T/ 20- Wise C/	1	08:25	1	06:04	02:21	3-2	1	1	2	1	1	0.7732
0- Amey Jr. M/ 6- Davis L/ 13- Cardenas A/ 15- Anderson T/ 23- Seixas D/	1	06:04	1	04:34	01:30	2-2	0	2	0	1	0	0.6944
0- Amey Jr. M/ 2- Mitchell Jr. R/ 6- Davis L/ 15- Anderson T/ 23- Seixas D/	1	04:34	1	04:11	00:23	0-3	-3	0	0	1	0	0.0000
0- Amey Jr. M/ 2- Mitchell Jr. R/ 6- Davis L/ 15- Anderson T/ 20- Wise C/	1	04:11	1	02:05	02:06	5-2	3	0	1	0	1	1.2500
0- Amey Jr. M/ 5- Gorener T/ 6- Davis L/ 15- Anderson T/ 20- Wise C/	1	02:05	2	20:00	02:05	3-5	-2	3	0	1	1	1.0417
0- Amey Jr. M/ 5- Gorener T/ 13- Cardenas A/ 15- Anderson T/ 23- Seixas D/	2	20:00	2	16:22	03:38	9-6	3	2	1	0	4	1.5000
0- Amey Jr. M/ 6- Davis L/ 13- Cardenas A/ 15- Anderson T/ 20- Wise C/	2	16:22	2	15:00	01:22	4-4	0	1	0	0	2	2.0000
0- Amey Jr. M/ 5- Gorener T/ 6- Davis L/ 15- Anderson T/ 20- Wise C/	2	15:00	2	13:58	01:02	0-2	-2	0	0	0	0	0.0000
0- Amey Jr. M/ 5- Gorener T/ 6- Davis L/ 15- Anderson T/ 23- Seixas D/	2	13:58	2	11:17	02:41	0-5	-5	0	0	1	0	0.0000
0- Amey Jr. M/ 6- Davis L/ 13- Cardenas A/ 15- Anderson T/ 23- Seixas D/	2	11:17	2	08:05	03:12	6-10	-4	1	0	0	2	1.5000
0- Amey Jr. M/ 6- Davis L/ 13- Cardenas A/ 15- Anderson T/ 20- Wise C/	2	08:05	2	07:20	00:45	0-0	0	2	0	0	0	0.0000
0- Amey Jr. M/ 5- Gorener T/ 6- Davis L/ 13- Cardenas A/ 15- Anderson T/	2	07:20	2	00:00	07:20	15-23	-8	5	0	0	2	1.2755



**Nevada at San Jose St.**

02/23/24 Provident Credit Union Event Center, San Jose  
2023-24 Men's Basketball

**Game Time:** 7:00 PM  
**Game Duration:** 1:55  
**Attendance:** 2,177

**Officials:** Gregory Nixon, Kipp Kissinger, DJ Cartensen

**Nevada**

Lineup	Time	Score	Score Diff	Pts/Min	Reb	Stl	Tov	Ass	PPP
0- McIntosh H/ 2- Lucas J/ 4- Coleman T/ 11- Davidson N/ 20- Foster D/	05:58	14-4	10	2.3464	8	0	1	3	1.7073
0- McIntosh H/ 4- Coleman T/ 11- Davidson N/ 13- Blackshear K/ 20- Foster D/	05:21	11-9	2	2.0561	5	1	1	2	1.3221
2- Lucas J/ 4- Coleman T/ 11- Davidson N/ 13- Blackshear K/ 42- Hymes K/	04:47	13-9	4	2.7178	4	0	1	4	1.6753
2- Lucas J/ 4- Coleman T/ 11- Davidson N/ 13- Blackshear K/ 20- Foster D/	04:31	9-6	3	1.9926	5	1	1	2	1.3081
0- McIntosh H/ 2- Lucas J/ 11- Davidson N/ 13- Blackshear K/ 20- Foster D/	03:30	11-11	0	3.1429	3	0	1	3	1.6272
0- McIntosh H/ 3- Rolison T/ 4- Coleman T/ 11- Davidson N/ 13- Blackshear K/	02:21	2-3	-1	0.8511	2	0	2	1	0.5000
0- McIntosh H/ 4- Coleman T/ 13- Blackshear K/ 20- Foster D/ 42- Hymes K/	02:16	9-0	9	3.9706	4	0	0	3	3.0000
0- McIntosh H/ 4- Coleman T/ 11- Davidson N/ 13- Blackshear K/ 33- Pope T/	02:08	5-5	0	2.3438	2	0	1	1	1.6667
2- Lucas J/ 3- Rolison T/ 4- Coleman T/ 11- Davidson N/ 42- Hymes K/	02:05	0-5	-5	0.0000	2	0	1	0	0.0000
0- McIntosh H/ 3- Rolison T/ 11- Davidson N/ 13- Blackshear K/ 20- Foster D/	02:01	2-2	0	0.9917	4	0	0	1	0.6667
2- Lucas J/ 3- Rolison T/ 4- Coleman T/ 20- Foster D/ 42- Hymes K/	01:25	2-2	0	1.4118	1	1	1	0	0.6667
2- Lucas J/ 3- Rolison T/ 4- Coleman T/ 11- Davidson N/ 20- Foster D/	01:22	4-4	0	2.9268	0	0	0	2	1.3333
0- McIntosh H/ 2- Lucas J/ 4- Coleman T/ 11- Davidson N/ 13- Blackshear K/	01:19	2-2	0	1.5190	3	1	0	0	0.6667
0- McIntosh H/ 4- Coleman T/ 11- Davidson N/ 20- Foster D/ 33- Pope T/	00:32	0-0	0	0.0000	2	0	2	0	0.0000
0- McIntosh H/ 3- Rolison T/ 13- Blackshear K/ 20- Foster D/ 42- Hymes K/	00:24	0-1	-1	0.0000	1	0	1	0	0.0000



**Nevada at San Jose St.**

02/23/24 Provident Credit Union Event Center, San Jose  
2023-24 Men's Basketball

**Game Time:** 7:00 PM  
**Game Duration:** 1:55  
**Attendance:** 2,177

**Officials:** Gregory Nixon, Kipp Kissinger, DJ Cartensen

**San Jose St.**

Lineup	Time	Score	Score Diff	Pts/Min	Reb	Stl	Tov	Ass	PPP
0- Amey Jr. M/ 5- Gorener T/ 6- Davis L/ 13- Cardenas A/ 15- Anderson T/	07:20	15-23	-8	2.0455	5	0	0	2	1.2755
0- Amey Jr. M/ 6- Davis L/ 13- Cardenas A/ 15- Anderson T/ 23- Seixas D/	07:10	14-18	-4	1.9535	4	1	1	4	1.2868
0- Amey Jr. M/ 5- Gorener T/ 13- Cardenas A/ 15- Anderson T/ 23- Seixas D/	06:18	14-13	1	2.2222	3	1	1	6	1.2727
0- Amey Jr. M/ 5- Gorener T/ 13- Cardenas A/ 15- Anderson T/ 20- Wise C/	04:58	3-5	-2	0.6040	2	3	2	1	0.4360
0- Amey Jr. M/ 5- Gorener T/ 6- Davis L/ 15- Anderson T/ 20- Wise C/	03:07	3-7	-4	0.9626	3	0	1	1	0.6148
0- Amey Jr. M/ 5- Gorener T/ 6- Davis L/ 15- Anderson T/ 23- Seixas D/	02:41	0-5	-5	0.0000	0	0	1	0	0.0000
2- Mitchell Jr. R/ 5- Gorener T/ 6- Davis L/ 15- Anderson T/ 23- Seixas D/	02:25	3-2	1	1.2414	2	0	0	0	0.6148
0- Amey Jr. M/ 6- Davis L/ 13- Cardenas A/ 15- Anderson T/ 20- Wise C/	02:07	4-4	0	1.8898	3	0	0	2	1.3333
0- Amey Jr. M/ 2- Mitchell Jr. R/ 6- Davis L/ 15- Anderson T/ 20- Wise C/	02:06	5-2	3	2.3810	0	1	0	1	1.2500
0- Amey Jr. M/ 2- Mitchell Jr. R/ 5- Gorener T/ 6- Davis L/ 23- Seixas D/	01:25	2-2	0	1.4118	1	0	1	0	0.6667
0- Amey Jr. M/ 2- Mitchell Jr. R/ 6- Davis L/ 15- Anderson T/ 23- Seixas D/	00:23	0-3	-3	0.0000	0	0	1	0	0.0000