



San José State University Men's Basketball

Contact: **Matt Strapp**, Assistant Media Relations Director
 Office 408-924-1208 • Cell 562-499-9633 • matthew.strapp@sjsu.edu
Amy Villa, Director of Athletics Media Relations
 Office 408-924-1216 • Cell 408-421-8604 • amy.villa@sjsu.edu

2023-24 Schedule 9-19, 2-13 MW

NOV. 7	UC IRVINE	W, 72-64
NOV. 9	BETHESDA	W, 117-72
Nov. 12	at Texas Tech - ESPN+	L, 56-42
Nov. 17-20	U.S. Virgin Islands Paradise Jam	
Nov. 17	vs. Abilene Christian	L, 77-71
Nov. 18	vs. Norfolk State	W, 77-53
Nov. 20	vs. Hampton	W, 71-52
NOV. 27	NORTH DAKOTA STATE	W, 78-65
Nov. 29	at Cal Poly - ESPN+	L, 81-77 (OT)
Dec. 2	at Montana - ESPN+	L, 75-58
Dec. 4	at North Dakota State	L, 83-78 (OT)
DEC. 9	NEW ORLEANS	W, 87-82
DEC. 17	MONTANA	L, 86-75
DEC. 20	SANTA CLARA - NBCSBA	W, 81-78
Jan. 2	*at Wyoming	L, 75-73
JAN. 5	*BOISE STATE - FS1	L, 78-69
JAN. 9	*SAN DIEGO STATE	L, 81-78
	CBS Sports Network	
Jan. 13	*at Air Force	W, 70-67
Jan. 16	*at Fresno State	L, 85-82
JAN. 24	*NEW MEXICO	L, 95-75
	CBS Sports Network	
JAN. 27	*UNLV - FS1	L, 77-65
Jan. 30	*at Utah State	L, 82-61
Feb. 2	*at Nevada - FS1	L, 90-60
FEB. 6	*FRESNO STATE - NBCSBA	L, 69-57
Feb. 9	*at Colorado State - FS1	L, 66-47
FEB. 13	*AIR FORCE - NBCSBA	W, 73-66
FEB. 17	*WYOMING - NBCSBA	L, 80-75
Feb. 20	*at Boise State - FS1	L, 82-50
FEB. 23	*NEVADA - FS1	L, 84-63
FEB. 27	*at San Diego State	8:00 p.m.
	CBS Sports Network	
March 2	*at UNLV	7:00 p.m.
	CBS Sports Network	
MARCH 6	*UTAH STATE	6:30 p.m.
	CBS Sports Network	
March 13-16	Mountain West Championship	
	Thomas & Mack, Las Vegas, Nev.	
	CBS Sports Network	
	* - Mountain West game	
	All times list PT	
	Home games at Provident Credit Union Event Center	
	NBCSBA - NBC Sports Bay Area	

Game 29

San José State (9-19, 2-13 Mountain West)
 vs. No. 20 San Diego State (21-7, 10-5 Mountain West)

Tuesday, Feb. 27

Viejas Arena

San Diego, Calif. | 8 pm

Watch - CBS Sports Network

Listen - KTRB 860 AM



Live Stats - <http://stats.statbroadcast.com/broadcast/?id=487257&vislive=sjsu>

San José State

Head Coach: Tim Miles

Record at SJSU: 38-57 (3 yrs.)

Career Record: 437-390 (27 yrs.)

No. 20 San Diego State

Head Coach: Brian Dutcher

Record at SDSU: 172-54 (7 yrs.)

Career Record: 172-54 (7 yrs.)

LIVE STATS: Live stats can be found at <http://stats.statbroadcast.com/broadcast/?id=487257&vislive=sjsu>

LIVE TV: Chris Lewis and Bob Wenzel will have the call on CBS Sports Network.

LISTEN LIVE: Chris Sylvester will have the radio call over the air on KTRB 860 AM and streamed online at <https://860amtheanswer.com/>

San José State	Comparison	San Diego State
70.8	Points/Game	75.3
75.0	Opp. PPG	66.0
-4.3	Scoring Margin	+9.3
.451	FG%	.452
.473	Opp FG%	.403
.352	3PPG%	.321
.388	Opp 3PPG%	.297
.691	FT%	.737
.698	Opp FT%	.714
31.0	Reb/Game	37.4
35.6	Opp Reb/Game	32.8
13.6	Reb. Margin	+4.6
14.0	Assists/Game	12.8
10.5	Turnovers/Game	11.4
3.5	Blocks/Game	3.8
5.4	Steals/Game	7.5

Possible Spartan Starters

13	Alvaro Cardenas	G	6-1	JR	Granada, Spain
0	Myron (MJ) Amey Jr.	G	6-2	JR	Vacaville, Calif.
5	Tibet Görener	F	6-9	SR	Istanbul, Turkey
15	Trey Anderson	F	6-7	SR	San Diego, Calif.
4	Adrame Diongue	C	7-0	SO	Dakar, Senegal

-CON.-

THREE SPARTANS REACH DOUBLE FIGURES IN LOSS

SAN JOSE, Calif. - Myron (MJ) Amey Jr., Latrell Davis and Alvaro Cardenas each scored more than 10 points to lead the San José State men's basketball team (9-19, 2-13 Mountain West) in an 84-63 loss to Nevada (22-6, 9-5 Mountain West) on Friday night.

- Amey Jr. registered a team-high 18 points and made four 3-pointers.
- Davis produced 17 points and grabbed a team-high six rebounds.
- Cardenas nearly recorded a double-double with 11 points and eight assists.
- **Christian Wise** tied his career high of two blocks for the third time in his career.
- The Spartans honored three players before the game for senior night, **Trey Anderson, Tibet Görener and Ryen Perry**.

SERIES RECORD: The Spartans are 35-48 all-time against the Aztecs and 0-10 in the last 10 meetings (see below):

Feb. 2, 2019 (H)	L 56-67
Mar. 2, 2019 (A)	L 56-84
Dec. 8, 2019 (A)	L 57-59
Feb. 8, 2021 (A)	L 54-85
Feb. 10, 2021 (A)	L 55-77
Feb. 9, 2022 (H)	L 62-72
Feb. 20, 2022 (A)	L 52-77
Jan. 28, 2023 (A)	L 51-72
March 10, 2023 (N)	L 49-64
Jan. 9, 2024 (H)	L 78-81

DOWN TO THE WIRE AGAINST SDSU: When the Spartans played San Diego State on Jan. 9, they were down two with a chance to tie the game with three seconds left but Trey Anderson's layup attempt was blocked by Jay Pal. The Spartans lost the contest by only three, 81-78, against the Aztecs who were ranked 19th in the nation.

FOUR STRAIGHT GAMES OF 18-PLUS POINTS FOR MJ:

Myron (MJ) Amey Jr is averaging 20.8 points per game over the past four games with 83 points total. He tallied at least 18 points in all four games.

TWO BIG GAMES FOR DAVIS: In two of the last three games, **Latrell Davis** was one of the top scorers for the Spartans. The freshman guard produced a career-high 20 points against Wyoming and 17 points versus Nevada.

PERFECT WHEN SHOOTING OVER 50 PERCENT: The Spartans are 5-0 when shooting over 50 percent this season. The five opponents against whom they have shot over 50 percent are Bethesda, Norfolk State, New Orleans, Santa Clara and Air Force.

SHOOTING SQUAD: The Spartans are second in the Mountain West Conference in 3-pointers made per game at 8.64, behind only Air Force.



2023-24 Mountain West Standings

Team	Conference			Overall		
	W	L	PCT	W	L	PCT
Utah State (22/23)	10	4	0.714	22	5	0.815
Boise State (RV/RV)	10	4	0.714	19	8	0.704
San Diego State (20/19)	10	5	0.667	21	7	0.750
Nevada (RV/RV)	9	5	0.643	22	6	0.786
UNLV	9	5	0.643	16	10	0.615
New Mexico (RV/--)	9	6	0.600	21	7	0.750
Colorado State (RV/--)	8	7	0.533	20	8	0.714
Wyoming	6	8	0.429	13	14	0.481
Fresno State	4	10	0.286	11	16	0.407
Air Force	2	12	0.143	9	17	0.346
San José State	2	13	0.133	9	19	0.321

Upcoming Schedule

Tuesday, February 27

- Boise State at Air Force* (Altitude/MWN) 7 p.m. MT
- UNLV at Wyoming* (CBSSN) 7 p.m. MT
- Utah State at Fresno State* (MWN) 7 p.m. PT
- Nevada at Colorado State* (FS1) 8:30 p.m. MT
- San José State at San Diego State* (CBSSN) 8 p.m. PT

Friday, March 1

- Fresno State at Nevada* (CBSSN) 7:30 p.m. PT
- Air Force at Utah State* (FS1) 9 p.m. MT

Saturday, March 2

- Wyoming at Colorado State* (MWN) 2 p.m. MT
- New Mexico at Boise State* (CBSSN) 6 p.m. MT
- San José State at UNLV* (CBSSN) 7 p.m. PT

Tuesday, March 5

- Air Force at Wyoming* (MWN) 6:30 p.m. MT
- San Diego State at UNLV* (CBSSN) 8 p.m. PT
- Nevada at Boise State* (FS1) 9 p.m. MT

Wednesday, March 6

- Utah State at San José State* (CBSSN) 6:30 p.m. PT
- Fresno State at New Mexico* (FS1) 8:30 p.m. MT

Friday, March 8

- Boise State at San Diego State* (FS1) 7 p.m. PT

THE ALL-TIME LEADER IN 3-POINTERS: **Tibet Görener** is the Spartans' all-time leader in made 3-pointers with 167. He became the record-holder on Feb. 6 against Fresno State when he knocked down his 162nd career shot from beyond the arc to pass Ryan Welage (2015-18).

TOP 10 PASSER IN SCHOOL HISTORY: **Alvaro Cardenas** ranks sixth all-time for most career assists at SJSU with 351. Omari Moore is fifth with 429.

LONG-RANGE SPECIALIST: **Trey Anderson** ranks fourth in school history in 3-point percentage (among players who have played in at least 50 games and averaged one or more 3-point attempts per game). His career mark from beyond the arc is 40.9 percent, connecting on 123 of 301 attempts.

CARDENAS AND ANDERSON BOTH TOP 10 IN THREES: Along with **Tibet Görener**, **Alvaro Cardenas** and **Trey Anderson** also rank inside the top 10 in program history for most 3-pointers. Cardenas is sixth and T. Anderson is tied for eighth.

1. **Tibet Görener** 167
2. Ryan Welage 161
3. Tim Pierce 153
4. Adrian Oliver 138
5. Rashad Muhammad 134
6. **Alvaro Cardenas** 126
7. Robert Owens 125
8. Michael Quinney 123
- Trey Anderson** 123
10. Tito Addison 122

ONE OF THE TOP PG'S IN THE NATION: As of Feb. 25, Alvaro Cardenas is 28th and 37th in Division I in assists per game (5.6) and assist/turnover ratio (2.73). In the conference, he is sixth and fifth in the two categories.

THE SPARTANS' SHOT BLOCKER: **Adrame Diongue** is third in the conference in blocks per game at 1.46. Diongue has registered 38 blocks in 26 games.

SCORING BALANCE: The Spartans have four players who average more than 10 points per game: **Myron (MJ) Amey Jr.**, **Alvaro Cardenas**, **Tibet Görener** and **Trey Anderson**.

CLOSE FINISHES TO START THE SEASON: Four of the first five conference games for SJSU were decided by three points or less. They lost at Wyoming on a buzzer beater, fell by only three to San Diego State, won at the buzzer at Air Force and lost on a last-second shot to Fresno State.

SCTOP10 FOR DIONGUE: **Adrame Diongue's** dunk was featured on SportsCenter as the fourth-best play of the day on December 4. He had a poster dunk on his defender after catching a lob from **Alvaro Cardenas** in the loss at North Dakota State.

5-2 FOR THE SECOND STRAIGHT YEAR: For the second straight season, the Spartans started the season with a 5-2 record.

SJSU'S RECORD WHEN ...

home.....	6-8
away.....	1-10
neutral.....	2-1
overtime.....	1-2
games decided by 3 pts or less.....	1-3
games decided by 4-5 pts.....	1-3
games decided by 6-10 pts.....	2-2
games decided by 11-19 pts.....	2-6
games decided by 20+ pts.....	2-5
vs. Top 25.....	0-3
vs. Top 10.....	0-0
vs. Power 5 opponents.....	0-1
scoring first.....	6-6
leading at the half.....	6-7
tied at the half.....	0-0
trailing at the half.....	3-12
leading with 10 mins remaining.....	8-7
tied with 10 mins remaining.....	0-0
trailing with 10 mins remaining.....	1-12
leading with 5 mins remaining.....	9-3
tied with 5 mins remaining.....	0-1
trailing with 5 mins remaining.....	0-15
SJSU shoots 50% or better.....	5-0
SJSU shoots less than 50%.....	4-19
SJSU shoots better than opponent.....	7-2
SJSU shoots the same as opponent.....	1-0
SJSU shoots worse than opponent.....	1-17
Opponent shoots 50% or better.....	2-9
Opponent shoots less than 50%.....	7-10
SJSU outrebounds opponent.....	5-4
Opponent outrebounds SJSU.....	4-14
SJSU equals opponent in rebs.....	0-1
SJSU shoots 80% or better from FT line.....	3-4
SJSU has more FT attempts.....	3-3
Opponent has more FT attempts.....	5-15
SJSU equals opponent in FT attempts.....	1-0
SJSU shoots 40% or better from 3.....	2-5
SJSU has fewer turnovers than opponent.....	5-7
SJSU has more turnovers than opponent.....	2-12
SJSU equals opponent in turnovers.....	2-0
SJSU scores 100+ pts.....	1-0
SJSU scores 90-99 pts.....	0-0
SJSU scores 80-89 pts.....	2-1
SJSU scores 70-79 pts.....	6-8
SJSU scores 60-69 pts.....	0-5
SJSU scores 50-59.....	0-3
SJSU scores less than 50 pts.....	0-2
Opponent scores 100+ pts.....	0-0
Opponent scores 90-99 pts.....	0-2
Opponent scores 80-89 pts.....	1-9
Opponent scores 70-79 pts.....	2-5
Opponent scores 60-69 pts.....	4-2
Opponent scores 50-59.....	2-1
Opponent scores less than 50 pts.....	0-0
On Monday.....	2-1
On Tuesday.....	2-7
On Wednesday.....	1-2
On Thursday.....	1-0
On Friday.....	0-4
On Saturday.....	3-3
On Sunday.....	0-2
In November.....	5-3
In December.....	2-3
In January.....	1-7
In February.....	1-6
In March.....	0-0
On National TV (ESPN, ESPN2, CBS Sports Network, FS1, FS2).....	0-8
On NBC Sports Bay Area/California.....	3-2
On Mountain West Network.....	6-5
Miscellaneous	
Current Streak.....	Lost 3
Home court streak.....	Lost 2
Neutral court streak.....	Won 2
Road Streak.....	Lost 5
All-Time Record 112th Season (2,725 games).....	1,202-1,524 (.441)

WINS BEFORE THANKSGIVING: For the second year in a row and for the second time in history, the Spartans won four games before Thanksgiving. It is the first time in program history that the Spartans won four games before Thanksgiving in back-to-back seasons. Prior to last year, the best mark the Spartans accrued before the holiday was three wins, accomplished in 2010-11 and 2019-20.

AMEY JR. GETS ALL-TOURNAMENT RECOGNITION: Myron (MJ) Amey Jr. was selected to the 2023 Paradise Jam All-Tournament Team which was voted upon by tournament staff and select media members. Amey Jr. led the Spartans to a 2-1 record in the tournament, averaging 16.0 points, 4.67 assists and 2.0 steals per game. He led the tournament with 14 assists.

MILES OF SUCCESS AT SJSU: San José State head coach **Tim Miles** is in his third season at the school and in his 27th season overall as a head coach. He was named the head coach on April 6, 2021, and made an immediate impact on the Spartan fans as he won his 400th career game in the opener of the 2021-22 season. Miles has a 437-390 coaching record including 38-57 at San José State. He is 40th in the NCAA among active Division I head coaches in career wins at 437.

In 2022-23, he coached the Spartans to a postseason appearance in the CBI, the first postseason berth for the Spartans since 2010-11.

Miles coached his 800th game as a head coach in the win over UC Irvine and won his 14th consecutive season opener against Division I opponents since 2009.

800 IS THE NUMBER FOR MILES: The Spartans' season-opener marked the 800th career game for Tim Miles as a head coach in his 27 years at the helm of a program. San José State is the sixth school where he has been the head coach.
 Mayville State - 2 seasons - 1995-96 & 1996-97
 SW Minnesota State - 4 seasons - 1997-98 through 2000-2001
 North Dakota State - 6 seasons - 2001-02 through 2006-07
 Colorado State - 5 seasons - 2007-08 through 2011-12
 Nebraska - 7 seasons - 2012-13 through 2018-19
 San Jose State - 3rd season - 2021-22 to present

TIM MILES RETURNED HOME: The Spartans' head coach, **Tim Miles**, had a homecoming when the Spartans took on North Dakota state in Fargo, N.D. Miles is from the Dakotas and spent the majority of his young-adult life involved in basketball in the region.

- Born and raised in Doland, South Dakota
- Attended the University of Mary in Bismarck, N.D. where he earned a bachelor of science degree
- Was a graduate assistant at Northern State University in Aberdeen, S.D. where he earned a master's degree in health and physical education
- First head coaching job was at Mayville State in Mayville, N.D. from 1995-96 - 1996-97
- Coached the Bison from 2001-02 - 2006-07

MW Player of the Week

Nov. 13	Kenan Blackshear, Sr., G, Nevada
Nov. 20	Jaedon Ledee, Sr., F, San Diego State
Nov. 27	Isaiah Stevens, Gr., G, Colorado State
Dec. 4	Isaiah Stevens, Gr., G, Colorado State
Dec. 11	Donovan Dent, So., G, New Mexico
Dec. 18	Ian Martinez, Sr., G, Utah State
Dec. 26	Jarod Lucas, Sr., G, Nevada
Jan. 2	Reese Waters, Jr., G, San Diego State
Jan. 8	Grant Osobor, Jr., F, Utah State
Jan. 15	Grant Osobor, Jr., F, Utah State
Jan. 22	Sam Griffin, Sr., G, Wyoming
Jan. 29	Jaelan House, Gr., G, New Mexico
Feb. 5	Max Rice, Gr., G, Boise State
Feb. 12	Nick Davidson, So., F, Nevada
Feb. 19	Jaedon LeDee, Sr., F, San Diego State
Feb. 26	Darius Brown II, Sr., G, Utah State
March 4	
March 11	

MW Freshman of the Week

Nov. 13	Cam Manyawy, F, Wyoming
Nov. 20	JT Toppin, F, New Mexico
Nov. 27	JT Toppin, F, New Mexico
Dec. 4	Tru Washington, F, New Mexico
Dec. 11	JT Toppin, F, New Mexico
Dec. 18	Dedan Thomas Jr., G, UNLV
Dec. 26	JT Toppin, F, New Mexico
Jan. 2	N/A
Jan. 8	Mason Falslev, G, Utah State
Jan. 15	JT Toppin, F, New Mexico
Jan. 22	JT Toppin, F, New Mexico
Jan. 29	JT Toppin, F, New Mexico
Feb. 5	Dedan Thomas Jr., G, UNLV
Feb. 12	Dedan Thomas Jr., G, UNLV
Feb. 19	JT Toppin, F, New Mexico
Feb. 26	Mason Falslev, G, Utah State
March 4	
March 11	

MW Statistics (All Games)

Scoring - 7th.....	Myron (MJ) Amey Jr., 15.8 pg
Scoring - 19th.....	Alvaro Cardenas, 12.8 pg
Rebounding - 19th.....	Myron (MJ) Amey Jr., 4.8 pg
FG Percentage - 10th.....	Myron (MJ) Amey Jr., .434
3-Point FG Made - 8th.....	Myron (MJ) Amey Jr., 2.21 pg
3-Point FG Made - 9th.....	Tibet Görener, 2.11 pg
Assists - 5th.....	Alvaro Cardenas - 5.56 pg
Assists - 11th.....	Myron (MJ) Amey Jr. - 3.04 pg
Blocked Shots - 3rd.....	Adrame Diongue, 1.46 pg
Assist/Turnover Ratio - 5th.....	Alvaro Cardenas, 150/55, 2.73
Assist/Turnover Ratio - 9th.....	Myron (MJ) Amey Jr., 85/49, 1.73
Steals - 3rd.....	Myron (MJ) Amey Jr., 1.64 pg
Minutes Played - 4th.....	Alvaro Cardenas, 35.3 pg
Minutes Played - 12th.....	Tibet Görener, 33.2 pg
Minutes Played - 14th.....	Myron (MJ) Amey Jr., 32.5 pg

2700 GAMES: The Bethesda game marked the 2,700th game played in the 113 years of the program. The team's first season was 1909-10.

TEAM INTERNATIONAL: Seven of the Spartans are international student-athletes and many of them have played for youth national teams including **Tibet Görener** (Turkey), **Diogo (DJ) Seixas** (Portugal) and **Latrell Davis** (Great Britain).

MOST MW WINS EVER/MOST CONFERENCE WINS SINCE 1993-94: With 10 Mountain West wins last season, the Spartans recorded the most MW wins in school history and the most since the 1993-94 season. Since joining a conference in

<p>Miscellaneous Stats Career Double-Doubles (SJSU only) Robert Vaihola - 3 14 points, 10 rebounds, vs. Bethesda, Nov. 12, 2022 18 points, 10 rebounds, vs. Air Force, Jan. 24, 2023 15 points, 11 rebounds, vs. Boise State, Feb. 25, 2023</p> <p>Trey Anderson - 3 15 points, 12 rebounds, at Portland, Dec. 17, 2021 11 points, 11 rebounds, at Northern Colorado, Nov. 19, 2022 16 points, 10 rebounds, vs. Norfolk State, Nov. 18, 2023</p> <p>Alvaro Cardenas - 3 22 points, 10 rebounds at North Dakota State, Dec. 4, 2023 16 points, 10 assists vs. New Orleans, Dec. 9, 2023 14 points, 10 assists vs. Santa Clara, Dec. 20, 2023</p> <p>Myron (MJ) Amey Jr. - 2 23 points, 12 rebounds, vs. San Diego State, Feb. 9, 2022 14 points, 10 rebounds, vs. North Dakota State, Nov. 27, 2023</p> <p>Career 20+ point games Myron (MJ) Amey - 12 32, vs. Bethesda, Jan. 8, 2022 30, vs. Boise State, Jan. 5, 2024 29, vs. New Orleans, Dec. 9, 2023 25 - vs. Air Force, Feb. 13, 2024 24, at Boise State, Feb. 5, 2022 24, vs. New Mexico, Jan. 24, 2024 23, vs. UNLV, Jan. 17, 2022 23, vs. San Diego State, Feb. 9, 2022 22, vs. Cal Poly, Nov. 29, 2023 21 - vs. Abilene Christian, Nov. 17, 2023 21 - vs. Boise State, Feb. 20, 2024 20 - vs. San Diego State, Jan. 9, 2023</p> <p>Alvaro Cardenas - 7 23, vs. Hampton, Nov. 20, 2023 22, at North Dakota State, Dec. 4, 2023 22, vs. Air Force, Feb. 13, 2024 22, vs. Southern Indiana, March 18, 2023 21, at Wyoming, Jan. 3, 2023 21, vs. San Diego State, Jan. 9, 2024 20, vs. Fresno State, Jan. 10, 2023</p>	<p>Tibet Görener - 4 32, at Fresno St, Jan. 16, 2024 26, vs. Bethesda, Nov. 9, 2023 23, vs. Bethesda, Jan. 8, 2022 20, at Utah State, Jan. 21, 2023</p> <p>Trey Anderson - 2 23, vs. Pacific, Dec. 11, 2021 21, vs. North Dakota State, Nov. 27, 2023</p> <p>Latrell Davis - 1 20 - vs. Wyoming, Feb. 17, 2024</p> <p>Career 10+ rebound games Robert Vaihola - 5 13, vs. UNLV, Dec. 28, 2022 11, vs. Boise State, Feb. 25, 2023 10, at New Mexico, Jan. 25, 2022 (at Fresno State) 10, vs. Bethesda, Nov. 12, 2022 10, at New Mexico, Jan. 17, 2023</p> <p>Trey Anderson - 3 12, at Portland, Dec. 17, 2021 11, at Northern Colorado, Nov. 19, 2022 10, vs. Norfolk State, Nov. 18, 2023</p> <p>Myron (MJ) Amey Jr. - 2 12, vs. San Diego State, Feb. 9, 2022 10, vs. North Dakota State, Nov. 27, 2023</p> <p>Adrame Diongue - 1 11, vs. Bethesda, Nov. 9, 2023</p> <p>Alvaro Cardenas - 1 10, at North Dakota State, Dec. 4, 2023</p> <p>Career 10+ assist games Alvaro Cardenas - 3 10, vs. New Orleans, Dec. 9, 2023 10, vs. Santa Clara, Dec. 20, 2023 10, vs. New Mexico, Jan. 24, 2024</p> <p>20+ point games in 2023-24 - 17 Myron (MJ) Amey Jr. - 8 30, vs. Boise State, Jan. 5, 2024 29, vs. New Orleans, Dec. 9, 2023 25, vs. Air Force, Feb. 13, 2024 24, vs. New Mexico, Jan. 24, 2024 22, vs. Cal Poly, Nov. 29, 2023 21, vs. Abilene Christian, Nov. 17, 2023 21, vs. Boise State, Feb. 20, 2024 20, vs. San Diego State, Jan. 9, 2024</p>	<p>Alvaro Cardenas - 5 23, vs. Hampton, Nov. 20, 2023 22, at North Dakota State, Dec. 4, 2023 22, vs. Air Force, Feb. 13, 2024 21, at Wyoming, Jan. 2, 2024 21, vs. San Diego State, Jan. 9, 2024</p> <p>Tibet Görener - 2 32, at Fresno St, Jan. 16, 2024 26, vs. Bethesda, Nov. 9, 2023</p> <p>Trey Anderson - 1 21, vs. North Dakota State, Nov. 27, 2023</p> <p>Latrell Davis - 1 20, vs. Wyoming, Feb. 17, 2024</p> <p>10+ rebound games in 2023-24 - 4 Adrame Diongue - 1 11, vs. Bethesda, Nov. 9, 2023</p> <p>Trey Anderson, 1 10, vs. Norfolk State, Nov. 18, 2023</p> <p>Myron (MJ) Amey Jr. - 1 10, vs. North Dakota State, Nov. 27, 2023</p> <p>Alvaro Cardenas - 1 10, at North Dakota State, Dec. 4, 2023</p> <p>10+ assist games in 2023-24 - 3 Alvaro Cardenas - 3 10, vs. New Orleans, Dec. 9, 2023 10, vs. Santa Clara, Dec. 20, 2023 10, vs. New Mexico, Jan. 24, 2024</p> <p>Double-Doubles in 2023-24 - 5 Alvaro Cardenas - 3 22 points, 10 rebounds at North Dakota State, Dec. 4, 2023 16 points, 10 assists vs. New Orleans, Dec. 9, 2023 14 points, 10 assists vs. Santa Clara, Dec. 20, 2023</p> <p>Trey Anderson - 1 16 points, 10 rebounds vs. Norfolk State, Nov. 18, 2023</p> <p>Myron (MJ) Amey Jr. - 1 14 points, 10 rebounds vs. North Dakota State, Nov. 27, 2023</p>
--	---	---

1969-70, Spartan teams have won nine or more conference games in six seasons. Three of those teams participated in the postseason - 1980-81 NIT, 1995-96 NCAA Tournament, and 2022-23 CBI.

9+ Conference Wins Since 1969-70

1980-81	10-4	Big West (NIT Participant)
1984-85	10-8	Big West
1986-87	10-8	Big West
1993-94	11-7	Big West
1995-96	9-9	Big West (NCAA Tournament)
2022-23	10-8	MW (CBI Participant)

PERRY, FROM MANAGER TO KEY MINUTES: Ryen Perry, a former team manager for the Spartan program, switched responsibilities in November of 2022 when he was added to the roster. On March 4, 2023, Perry made a difference on the court for the Spartans in the comeback win at Air Force. He played the final 11:35 of the game and made his only field goal of the season, a three-pointer to bring the Spartans to within six points of the Falcons. Perry also had a rebound in the game and had a +/- of 16 in the win.

UP NEXT: The Spartans will play at UNLV on Saturday, March 2 at 7 p.m. on CBS Sports Network.

Starting Lineups

Game	Guard	Guard	Forward	Forward	Center	Record
UC IRVINE	Alvaro Cardenas	Myron (MJ) Amey Jr.	Tibet Görener	Trey Anderson	Adrame Diongue	1-0
BETHESDA	Alvaro Cardenas	Myron (MJ) Amey Jr.	Tibet Görener	Trey Anderson	Adrame Diongue	2-0
at Texas Tech	Alvaro Cardenas	Myron (MJ) Amey Jr.	Tibet Görener	Trey Anderson	Adrame Diongue	2-1
vs. Abilene Christian	Alvaro Cardenas	Myron (MJ) Amey Jr.	Tibet Görener	Trey Anderson	Adrame Diongue	2-2
vs. Norfolk State	Alvaro Cardenas	Myron (MJ) Amey Jr.	Tibet Görener	Trey Anderson	Adrame Diongue	3-2
vs. Hampton	Alvaro Cardenas	Myron (MJ) Amey Jr.	Tibet Görener	Trey Anderson	Adrame Diongue	4-2
NORTH DAKOTA STATE	Alvaro Cardenas	Myron (MJ) Amey Jr.	Tibet Görener	Trey Anderson	Adrame Diongue	5-2
at Cal Poly	Alvaro Cardenas	Myron (MJ) Amey Jr.	Tibet Görener	Trey Anderson	Adrame Diongue	5-3
at Montana	Alvaro Cardenas	Myron (MJ) Amey Jr.	Tibet Görener	Trey Anderson	Adrame Diongue	5-4
at North Dakota State	Alvaro Cardenas	Myron (MJ) Amey Jr.	Tibet Görener	Trey Anderson	Adrame Diongue	5-5
NEW ORLEANS	Alvaro Cardenas	Myron (MJ) Amey Jr.	Latrell Davis	Tibet Görener	Adrame Diongue	6-5
MONTANA	Alvaro Cardenas	Myron (MJ) Amey Jr.	Latrell Davis	Tibet Görener	William Humer	6-6
SANTA CLARA	Alvaro Cardenas	Myron (MJ) Amey Jr.	Latrell Davis	Tibet Görener	William Humer	7-6
at Wyoming	Alvaro Cardenas	Myron (MJ) Amey Jr.	Tibet Görener	Trey Anderson	Adrame Diongue	7-7
BOISE STATE	Alvaro Cardenas	Myron (MJ) Amey Jr.	Tibet Görener	Trey Anderson	Adrame Diongue	7-8
SAN DIEGO STATE	Alvaro Cardenas	Myron (MJ) Amey Jr.	Tibet Görener	Trey Anderson	Adrame Diongue	7-9
at Air Force	Alvaro Cardenas	Myron (MJ) Amey Jr.	Tibet Görener	Trey Anderson	Adrame Diongue	8-9
at Fresno State	Alvaro Cardenas	Myron (MJ) Amey Jr.	Tibet Görener	Trey Anderson	Adrame Diongue	8-10
NEW MEXICO	Alvaro Cardenas	Myron (MJ) Amey Jr.	Tibet Görener	Trey Anderson	Adrame Diongue	8-11
UNLV	Alvaro Cardenas	Myron (MJ) Amey Jr.	Tibet Görener	Trey Anderson	Adrame Diongue	8-12
at Utah State	Alvaro Cardenas	Myron (MJ) Amey Jr.	Tibet Görener	Trey Anderson	Adrame Diongue	8-13
at Nevada	Alvaro Cardenas	Myron (MJ) Amey Jr.	Tibet Görener	Trey Anderson	Adrame Diongue	8-14
FRESNO STATE	Alvaro Cardenas	Myron (MJ) Amey Jr.	Tibet Görener	Trey Anderson	Adrame Diongue	8-15
at Colorado State	Alvaro Cardenas	Myron (MJ) Amey Jr.	Tibet Görener	Trey Anderson	Adrame Diongue	8-16
AIR FORCE	Alvaro Cardenas	Myron (MJ) Amey Jr.	Tibet Görener	Trey Anderson	Diogo (DJ) Seixas	9-16
WYOMING	Rickey Mitchell Jr.	Myron (MJ) Amey Jr.	Tibet Görener	Trey Anderson	Diogo (DJ) Seixas	9-17
at Boise State	Alvaro Cardenas	Myron (MJ) Amey Jr.	Tibet Görener	Trey Anderson	Adrame Diongue	9-18
NEVADA	Alvaro Cardenas	Myron (MJ) Amey Jr.	Tibet Görener	Trey Anderson	Diogo (DJ) Seixas	9-19
at San Diego State						
at UNLV						
UTAH STATE						
MW Tournament						

CAREER LEADERS

TOTAL POINTS

Name	Seasons	G	FG	3FG	FT Points
1. Ricky Berry	1986-88	84	619	113	416 1,767
2. Adrian Oliver	2009-11	80	585	138	442 1,750
3. Stu Inman	1947-50	123	591	0	322 1,504
4. Wally Rank	1977-80	102	562	0	308 1,432
5. Omari Moore	2020-23	117	497	116	202 1,312
6. Justin Graham	2007-11	119	460	57	295 1,272
7. Ryan Welage	2015-18	91	457	161	183 1,258
8. Chris McNealy	1981-83	81	504	2	226 1,236
9. Coby Dietrick	1968-70	72	465	0	243 1,173
10. Terry Cannon	1990-92, 94	97	414	114	209 1,139

FIELD GOALS MADE

Name	Seasons	G	Att.	Made
1. Ricky Berry	1986-88	84	1,301	619*
2. Stu Inman	1947-50	123	1,506	591
3. Adrian Oliver	2009-11	80	1,347	585
4. Wally Rank	1977-80	102	1,207	562
5. Chris McNealy	1981-83	81	914	504**
6. Omari Moore	2020-23	117	1,094	497
7. Sid Williams	1978-81	111	958	485
8. Johnnie Skinner	1971-73	73	1,142	481
9. Coby Dietrick	1968-70	72	1,054	465
10. Justin Graham	2007-11	119	1,024	460

FIELD GOALS ATTEMPTED

Name	Seasons	G	Made	Att.
1. Stu Inman	1947-50	123	591	1,536
2. Ricky Berry	1986-88	84	619	1,309
3. Wally Rank	1977-80	102	562	1,207
4. Johnnie Skinner	1971-73	73	481	1,142
5. Omari Moore	2020-23	117	497	1,094
6. Coby Dietrick	1968-70	72	465	1,054
7. Ryan Welage	2015-16	91	457	1,048
8. Justin Graham	2007-11	119	460	1,024
9. S.T. Saffold	1964-66	72	421	970
10. Sid Williams	1978-81	111	485	958

FIELD GOAL PERCENTAGE

(Minimum four made per game played)

Name	Seasons	G	FG	FGA	Pct.
1. Brandon Clarke	2016-17	61	328	542	.604
2. Mickey Johnson	1979-80	56	278	473	.588
3. Earl Hogue	1974-76	75	315	568	.555
4. Chris McNealy	1981-83	81	504	914	.551
5. Dick Groves	1968-69	41	183	338	.541
6. Stony Evans	1984-85	57	246	461	.534
7. Menelik Barbary	2006-07	61	245	461	.531
8. Ward Farris	1982, 84-86	83	339	644	.526
9. Stan Hill	1977-78	50	214	415	.516
10. Darnell Williams	2000-01	58	288	562	.512

3-POINT FIELD GOALS MADE

Name	Seasons	G	Att.	Made
1. Tibet Görener 2021-	92	502	167	
2. Ryan Welage	2015-18	91	417	161
3. Tim Pierce	2007-09	86	471	153
4. Adrian Oliver	2009-11	80	361	138
5. Rashad Muhammad	2013-15	58	354	134
6. Alvaro Cardenas 2021-	93	363	126	
7. Robert Owens	2009-10	61	315	125
8. Michael Quinney	1998-99	54	336	123
Trey Anderson 2021-	90	301	123	
10. Tito Addison	1995-97	84	375	122

3-POINT FIELD GOALS ATTEMPTED

Name	Seasons	G	Made	Att.
1. Tibet Görener 2021-	92	167	502	
2. Tim Pierce	2007-09	86	153	471
3. Ryan Welage	2015-18	91	161	417
4. Tito Addison	1995-97	84	122	375
5. Alvaro Cardenas 2021-	93	126	363	
6. Adrian Oliver	2009-11	80	138	361
7. Keith Shamburger	2011-12	63	108	348
8. D.J. Brown	2012-14	91	112	347
9. Omari Moore	2020-23	117	116	341
10. Jason Allen	1991-94	97	120	340

3-POINT FIELD GOAL PERCENTAGE

(Minimum 1.0 made per game played and 50 made)

Name	Seasons	G	3FG	3FGA	Pct.
1. Ricky Berry	1986-88	84	113	246	.459
2. Noah Baumann	2017-19	61	121	265	.457
3. Steve Haney	1988-89	45	103	233	.442
4. Trey Anderson 2021-	90	123	301	409	
5. James Kinney	2012	31	86	216	.398
6. Robert Owens	2009-10	61	125	315	.397
7. Marquin Chandler	2004-05	57	59	149	.396
8. Ryan Welage	2015-18	91	161	417	.386
9. Phil Calvert	2002, 04	57	71	185	.384
10. Brett Lilly	1999, 2003-04	59	92	240	.383

FREE THROWS MADE

Name	Seasons	G	Att.	Made
1. Adrian Oliver	2009-11	80	529	442
2. Carroll Williams	1953-55	75	552	441
3. Ricky Berry	1986-88	84	507	416
4. Stu Inman	1947-50	123	498	322
5. Wally Rank	1977-80	102	450	308
6. Eddie Diaz	1956-58	76	433	299
7. Justin Graham	2007-11	119	441	295
8. Ken Mickey	1974, 76-77	82	357	271
9. Marmet Williams	1994-98	112	368	267
10. Olivier Saint-Jean	1996-97	51	354	260

FREE THROWS ATTEMPTED

Name	Seasons	G	Made	Att.
1. Carroll Williams	1953-55	75	441	552
2. Adrian Oliver	2009-11	80	442	529
3. Ricky Berry	1986-88	84	416	507
4. Stu Inman	1947-50	123	322	498
5. Wally Rank	1977-80	102	308	450
6. Justin Graham	2007-11	119	295	441
7. Eddie Diaz	1956-58	76	299	433
8. Bob Hagen	1947-49	81	207	370
9. Marv Branstrom	1956-58	76	186	368
9. Marmet Williams	1994-98	112	267	368

FREE THROW PERCENTAGE

(Minimum 2.0 made/game played and 50 games played)

Name	Seasons	G	FT	FTA	Pct.
1. Adrian Oliver	2009-11	80	442	529	.836
2. Ricky Berry	1986-88	84	416	507	.821
3. Carroll Williams	1953-55	75	441	552	.799
4. Doug Murrey	1978-81	88	173	219	.789
5. Gil Egeland	1956-58	73	165	210	.786
6. Pete Miller	1974-75	55	128	164	.780
7. Brandon Hawkins	2002-03	50	237	304	.779
8. Chris Cunningham	2013-14	60	180	232	.776
8. Lossie Mitchel	1992-94	52	116	150	.773
10. Brad Quinet	1995-97	55	161	211	.763

REBOUNDS

Name	Seasons	G	REB
1. Marv Branstrom	1956-58	76	864
2. George Clark	1950-52	75	857
3. Coby Dietrick	1968-70	72	759
4. S.T. Saffold	1964-66	72	705
5. Reggie Owens	1985-87	86	692
6. Chris McNealy	1981-83	81	678
7. Wally Rank	1977-80	102	662
8. Chris Oakes	2008-10	83	661
9. Kevin Logan	1990-93	106	608
10. Pat Hamm	1969-71	72	557

ASSISTS

Name	Seasons	G	AST
1. Justin Graham	2007-11	119	508
2. Michael Dixon	1982-85	107	477
3. Ken Mickey	1974, 76-77	82	476
4. Mike Mendez	1978-81	108	469
5. Omari Moore	2020-23	117	429
6. Alvaro Cardenas 2021-	93	351	
7. Marmet Williams	1994-98	112	318
8. Jalen James	2013-18	117	274
9. D.J. Brown	2012-14	91	266
Ricky Berry	1986-88	84	266

BLOCKED SHOTS (Since 1979)

Name	Seasons	G	BS
1. Gerald Thomas	1984, 86-88	113	127
2. Brandon Clarke	2016-17	61	116
3. Chris Oakes	2008-10	83	111
4. Omari Moore	2020-23	117	90
5. Menelik Barbary	2006-07	61	87
6. Chris McNealy	1981-83	81	81
7. Ibrahima Diallo	2022-23	48	78
8. Darnell Williams	2000-01	58	75
9. Isaac Thornton	2013-17	121	65
10. Lance Holloway	2004, 06-08	87	58

STEALS (Since 1979)

Name	Seasons	G	ST
1. Justin Graham	2007-11	119	209
2. Isaac Thornton	2013-17	121	145
3. Tito Addison	1995-97	84	125
4. Omari Moore	2020-23	117	120
5. Mike Mendez	1979-81	86	114
6. Terry Cannon	1990-92, 94	97	113
7. Marmet Williams	1994-98	112	111
8. Chris McNealy	1981-83	81	109
9. Isaac Thornton	2013-16	91	106
Michael Dixon	1982-85	107	106

IN-SEASON TOURNAMENT RESULTS

YEAR	TOURNAMENT	FINISH	YEAR	TOURNAMENT	FINISH
			1985	Hoosier Classic, Indianapolis, Ind.	3rd Place
1958	Poinsettia Tournament, San Diego, Calif.	4th Place	1986	Far West Classic, Portland, Ore.	5th Place
1959	WCAC Tournament, San Francisco, Calif.	8th Place	1987	Fighting Illini Classic, Champaign, Ill.	3rd Place
1960	WCAC Tournament, San Francisco, Calif.	8th Place	1988	Ameritas Classic, Lincoln, Neb.	2nd Place
1961	WCAC Tournament, San Francisco, Calif.	5th Place	1989	Oldsmobile Cutlass Classic, E. Lansing, Mich.	4th Place
1962	WCAC Tournament, San Francisco, Calif.	CHAMPION	1993	Stanford Fry's Invitational, Stanford, Calif.	2nd Place
1963	WCAC Tournament, San Francisco, Calif.	CHAMPION	1994	Comerica Cable Car Classic, San Jose, Calif.	3rd Place
1964	WCAC Tournament, San Francisco, Calif.	3rd Place	1995	Fighting Illini Classic, Champaign, Ill.	4th Place
1965	WCAC Tournament, San Francisco, Calif.	4th Place	1996	Comerica Cable Car Classic, San Jose, Calif.	CHAMPION
1966	Knights of Columbus Tournament, Portland, Ore.	3rd Place	1999	Pearl Harbor Invitational, Laie, Hawaii	2nd Place
	WCAC Tournament, San Jose, Calif.	6th Place	2001	BCA Invitational, Raleigh, N.C.	6th Place
1967	Lobo Invitational, Albuquerque, N.M.	3rd Place	2001	Cyclone Challenge, Ames, Iowa	Tied for 1st Place
1969	Roadrunners Classic, Las Cruces, N.M.	3rd Place	2003	Surf'N Slam Tournament, Laie, Hawaii	2nd Place
1970	Far West Classic, Portland, Ore.	8th Place	2005	2K Sports College Hoops Coaches vs. Cancer Classic Lubbock, Texas	3rd Place
1974	Rainbow Classic, Honolulu, Hawaii	7th Place	2005	Holiday Station Stores Classic, Bozeman, Mont.	4th Place
1977	Utah Classic, Salt Lake City, Utah	4th Place	2006	CBE Classic, Stanford, Calif.	4th Place
1978	Fiesta Classic, Tempe, Ariz.	3rd Place	2007	First Shot Exempt Tournament, Murfreesboro, Tenn.	CHAMPION
	Cable Car Classic, Santa Clara, Calif.	4th Place	2008	Shamrock Office Solutions Classic, Moraga, Calif.	3rd Place
1979	Cable Car Classic, Santa Clara, Calif.	CHAMPION	2011	Elgin Baylor Classic, Seattle, Wash.	CHAMPION
	All-College Tournament, Oklahoma City, Okla.	7th Place	2014	John Wooden Legacy, Anaheim, Calif.	8th Place
1981	KOA Classic, Billings, Mont.	CHAMPION	2015	GCI Great Alaska Shootout, Anchorage, Alaska	5th Place
1982	Las Vegas Holiday Classic, Las Vegas, Nev.	3rd Place	2018	Junkanoo Jam, Bimini, The Bahamas	4th Place
1983	Stanford Invitational, Stanford, Calif.	4th Place	2021	Abe Lemons Classic	
1984	Utah Classic, Salt Lake City, Utah	CHAMPION	2022	Baha Mar Hoops Nassau Championship	5th Place
			2023	Paradise Jam	5th Place

2023-24 San José State Men's Basketball Roster

NO	NAME	POS	HT	WT	YR	HOMETOWN/LAST SCHOOL
0	Myron (MJ) Amey, Jr.	G	6-2	185	JR	Vacaville, Calif./Scotland Prep (Pa.)
1	Garrett Anderson	G	6-6	190	SO	Phoenix, Ariz./PHH Prep
2	Rickey Mitchell Jr.	G	6-4	172	FR	Aurora, Colo./Smoky Hill HS
4	Adrane Diongue	C	7-0	190	SO	Dakar, Senegal/Washington State
5	Tibet Görener	F	6-9	205	SR	Istanbul, Turkey/Orange Lutheran HS/Arizona
6	Latrell Davis	G	6-2	195	FR	Leeds, Great Britain/First Baptist Academy (Fla.)
7	Pasha Goodarzi	G	6-3	190	FR	Los Gatos, Calif./Valley Christian HS
8	Iggy Mitchell	G	6-2	200	FR	Sydney, Australia/
13	Alvaro Cardenas	G	6-1	182	JR	Granada, Spain/Get Better Academy
15	Trey Anderson	F	6-7	200	SR	San Diego, Calif./University of South Carolina
20	Christian Wise	F	6-6	205	FR	San Francisco, Calif./Archbishop Riordan HS
21	William Humer	F	6-10	228	SO	Sollentuna, Sweden/McCook CC
22	Robert Vaihola	F	6-8	260	JR	San Mateo, Calif./Fresno State
23	Diogo Seixas	F	6-8	235	FR	Lisbon, Portugal/212 Sports Academy
24	Bennett Blackerby	G	6-0	180	FR	Austin, Texas/L. C. Anderson HS
25	Ryen Perry	G	6-2	188	SR	Placentia, Calif./Fullerton College

Head Coach: Tim Miles (University of Mary, 1989), 3rd season

Assistant Coaches: Damany Hendrix (Lamar, 2003)

Jeff Strohm (Eastern Illinois, 1988)

Ed Gipson (Calumet College of St. Joseph, 2005)

Recruiting Coordinator: Austin Sleight (Nebraska, 2020)

Director of Basketball Operations: Tim Marrion (Washington State, 2006)

Athletic Trainer: Zack Sherwood

Roster Breakdown by State/Country (Nine Americans, Seven International)

California - 6, Arizona - 1, Colorado - 1, Texas - 1, Senegal - 1, Turkey - 1, Great Britain - 1, Australia - 1, Spain - 1, Sweden - 1, Portugal - 1

Roster Breakdown by Year

Freshmen - 7, Sophomore - 3, Junior - 3, Senior - 3

Pronunciation Guide

Alvaro Cardenas - AL-vuh-roh car-DEE-nes

Adrane Diongue - uh-DRAW-may JONG

Tibet Görener - GOR-eh-nur

William Humer - HUGH-mer

Diogo Seixas - say-SHUS

Robert Vaihola - VYE-oh-lah

Damany Hendrix - DAH-mah-nee

The Spartans on Social Media Men's Basketball

Facebook - /SJSUMBB

X - @SanJoseStateMBB

Instagram - @sanjosestatembb

Tik Tok - @sjsubasketball


Athletics Department

Facebook - /SJSUspartans


X - @SJSUAthletics

Instagram - @sjsuspartans

YouTube - /SJSUAthletics



**#0 MYRON (MJ)
AMEY JR.**
Guard • 6-2 • JR
Vacaville, Calif.




#1 GARRETT ANDERSON
Guard • 6-5 • SO
Phoenix, Ariz.



#2 RICKEY MITCHELL JR.
Guard • 6-4 • FR
Aurora, Colo.



#4 ADRAME DIONGUE
Center • 7-0 • SO
Dakar, Senegal



#5 TIBET GÖRENER
Forward • 6-9 • SR
Istanbul, Turkey



6 LATRELL DAVIS
Guard • 6-2 • FR
Leeds, Great Britain




**# 7 PASHA
GOODARZI**
Guard • 6-3 • FR
Los Gatos, Calif.




#8 IGGY MITCHELL
Guard • 6-2 • FR
Sydney, Australia



**#13 ALVARO
CARDENAS**
Guard • 6-1 • JR
Granada, Spain



#15 TREY ANDERSON
Forward • 6-7 • SR
San Diego, Calif.



#20 CHRISTIAN WISE
Guard • 6-6 • FR
San Francisco, Calif.



#21 WILLIAM HUMER
Forward • 6-10 • SO
Sollentuna, Sweden



#22 ROBERT VAIHOLA
Forward • 6-8 • JR
San Mateo, Calif.



**#23 DIOGO (DJ)
SEIXAS**
Forward • 6-8 • FR
Lisbon, Portugal



**#24 BENNETT
BLACKERBY**
Guard • 6-0 • FR
Austin, Texas



#25 RYEN PERRY
Guard • 6-2 • SR
Placentia, Calif.




Tim Miles
Head Coach



Damany Hendrix
Assistant Coach



Jeff Strohm
Assistant Coach



Ed Gipson
Assistant Coach



Tim Miles Head Coach

Tim Miles returns for his third season after a historic run for San José State University men's basketball program during the 2022-23 season. Miles was named the head coach of the Spartans program on April 6, 2021, and brought over 24 years of head coaching experience to the South Bay.

Last season, Miles and Spartans achieved feats that had not been seen in program history including having both the Mountain West Player of the Year in Omari Moore and the Coach of the Year in Miles. Coach was also a Jim Phelan National Coach of the Year Finalist in recognition of the team's 13-win improvement from the previous season

2022-23 Highlights

- 21-14 overall record – Most wins for the program since the 1980-81 season (22-9)
- 10-8 in Mountain West play – most MW wins in a season in school history and the best finish in the standings in fifth place
- MW Tournament win over Nevada – first at the conference tournament in school history
- First time the Spartans played in a quarterfinal and semifinal game

- First round win at the Discount Tire CBI over Southern Indiana was the first postseason win in school history in six tries
- 12 home wins was the most since the 2016-17 season
- Omari Moore – MW Player of the Year, the first San José State player to receive a conference Player of the Year award

The Spartans' success propelled them into postseason play in 2022-23 as the team was invited to play in the Discount Tire CBI. The team went 1-1 at the tournament played at the Ocean Center in Daytona Beach, Fla. At the tournament, two of Miles' former players were on coaching staffs of participating teams. Aaron Fearn was the Associate Head Coach at Charlotte and now interim head coach at Charlotte, while Flynn Clayman was the Associate Head Coach at Southern Utah and is now the Associate Head Coach at High Point.

In his inaugural season Miles posted eight wins which was the most wins since the 2016-2017 season. The Spartans were third in the conference in 3-point shooting percentage under the guidance of Miles. Under the guidance of Miles, the Spartans had a program record 17 3-pointers against Portland State

Miles came to San José State after coaching at the University of Nebraska from 2012-19. During his time in Lincoln, Nebraska saw unprecedented success with some of their most successful seasons in program history. In 2014, just two seasons after being hired, Miles led the team to their first NCAA Tournament in 16 seasons. He was named the Jim Phelan Award winner for national coach of the year and was tabbed the Big Ten Coach of the Year.

That 2013-14 season made Nebraska the talk of college basketball after reaching the tournament despite being selected to finish last in the Big Ten standings in the preseason poll. The Cornhuskers overcame a 1-5 start in conference play by winning 10 out of their last 12 games to finish fourth in the standings with an 11-7 record. Among those wins was a 60-51 victory over No. 9 Michigan State, the program's first road win over a top-10 program since 1997, and a 77-68 defeat of Wisconsin.

The turnaround at Nebraska began immediately under Miles' wing with the Cornhuskers seeing a three-win improvement from 12 to 15 wins in the 2012-13 year. With just one returning starter, Miles and company defeated three NCAA Tournament teams and finished the year off with a victory over Purdue in the Big Ten Tournament. After the success of the Huskers' NCAA Tournament appearance in 2013-14, the following season saw more firsts for the Nebraska program as they achieved a national ranking for the first time since 1995.

In 2017-18, Miles led the Cornhuskers to one of their most successful seasons in program history. Nebraska won 22 games, their most since the 1990-91 campaign, with a school record 13 wins in conference play and earned a bid to the National Invitation Tournament (NIT) for their first postseason appearance in four seasons.

In Miles' final season at Nebraska, the Huskers won 19 games, earned another top-25 ranking in the Associated Press poll and advanced to their second-straight NIT appearance.

In his seven total seasons at the helm of Nebraska men's basketball, Miles guided nine players to All-Big Ten accolades including two-time all-conference pick Terran Petteway, who became the first Husker in program history to win the Big Ten scoring title in 2013-14 with an average of 18.1 points per game.

Miles demands excellence from his student-athletes in the classroom. He guided 17 Nebraska players to Academic All-Big Ten honors, including a conference-best five selections in 2015. In 2014-15, Shamian Shields was the first player in program history to earn first-team Academic All-American honors.

Prior to his extended stint at Nebraska, Miles made a name for himself at Colorado State where he took the Rams to new heights and laid the foundation for what is now one of the top teams in the Mountain West. In five seasons, he increased his win total in each season with his best year being the 2011-12 campaign that saw CSU defeat a school-record three ranked teams en route to their first 20-plus win season since 1997-98. The Rams finished with a 20-12 record, put three players on the all-conference team, and advanced to the NCAA Tournament for the first time in nine years. For his efforts, Miles was named the District VIII Coach of the Year by the U.S. Basketball Writers Association.

The 2011-12 Colorado State team averaged 70.1 points per game and was the Mountain West leader in field goal percentage (47.1), 3-point percentage (40.0) and free throw percentage (76.8). They also were one of just two programs nationwide to rank in the top 10 in both free throw and 3-point percentage. The Rams' 20-win campaign was just

the seventh in program history. Miles quickly turned the Colorado State program around from his first day on campus. His first two seasons saw the Rams battle through growing pains and injuries. Colorado State improved their win total in league play in Miles' second season and finished the year off with a key victory over Wyoming in the Mountain West Tournament.

Years three through five were some of the most successful for the Rams, culminating in CSU's NCAA Tournament bid in 2011-12. In 2009-10, Miles led the Rams to their first postseason appearance in seven years after posting 16 regular-season wins. Colorado State was selected to participate in the College Basketball Invitational (CBI), and Miles was named the Mountain West Coach of the Year by Colleg Insider.com.

The 2010-11 team finished in fourth place in the Mountain West after posting the program's first winning record since 2007. The Rams finished the year 19-13 and earned a berth to the NIT for their second-straight postseason appearance. Miles and company won nine conference games that year and received votes in the top-25 national poll at year's end for the first time since 2005-06.

Before going to CSU, Miles was the head coach of North Dakota State for six seasons, where he guided the program through their transition to Division I. The Bison reached at least 16 wins in each of Miles' final five seasons at the helm. In 2005-06 against 13th ranked Wisconsin. North Dakota State handed the Badgers a 62-55 loss, snapping Wisconsin's 27-game win streak against non-conference opponents. The loss was also just one of 10 non-conference home losses for the Badgers under hall of fame coach Bo Ryan. Miles was awarded the CBS Sportsline Division I Independent Coach of the Year and was a finalist for the Hugh Durham Mid-Major Coach of the Year Award.

Miles was also the catalyst for turning around Southwest Minnesota State University, who he guided for four seasons before joining North Dakota State. Miles posted a 78-39 four-year total, including a program-record 28-win season in 2001. The Mustangs won the 2001 Northern Sun Intercollegiate Conference Championship as well as the NCAA North Central Regional Championship before advancing to the Division II Elite Eight. Miles was named the NSIC and North Central Region Coach of the Year Awards.

Miles made his head coaching debut as the head man at Mayville (N.D.) State University. The program was just 4-44 in the previous two seasons before Miles took over, and he led them to a 35-22 record in three seasons. Miles was inducted into the Mayville State Hall of Fame in 2016.

Before reaching the head coaching ranks, Miles made his coaching debut as an assistant at Northern State. He spent six seasons on staff from 1989-90 to 1994-95, helping lead the program to five NAIA playoff appearances and five regional titles. As the team's recruiting coordinator, he brought in and molded five All-Americans and helped the Wolves advance to the NAIA National Championship in back-to-back seasons.

A native of Doland, S.D., Miles graduated from the University of Mary in Bismarck, N.D., in 1989. He then earned his master's degree in health and physical education from Northern State in 1990. In 2007, he was inducted into the University of Mary Hall of Fame.

Following his stint at Nebraska Miles took a brief two-year pause from coaching, turning in his whistle for a microphone. He began working with the Big Ten Network, Fox Sports and FS1 as an analyst in 2019 and also lent his talents to a podcast called "Inside the Mind of Miles" as part of the "Field of 68" college basketball media network.

Miles and his wife, Kari, have a daughter, Ava who attends San José State, and a son, Gabe, who is a student-athlete at North Dakota State. They have a yellow lab, appropriately named Sammy.

SEASON-BY-SEASON WITH TIM MILES

Year	School	Record	Postseason
1995-96	Mayville State	17-11 (9-3)	NAIA-II First Round
1996-97	Mayville State	18-11 (10-2)	NAIA-II First Round
1997-98	SW Minnesota State	16-11 (7-5)	
1998-99	SW Minnesota State	16-11 (7-5)	
1999-2000	SW Minnesota State	18-10 (12-6)	
2000-01	SW Minnesota State	28-7 (17-1)	NCAA DII Elite Eight
2001-02	North Dakota State	11-15 (5-13)	
2002-03	North Dakota State	20-11 (9-7)	
2003-04	North Dakota State	16-13 (8-6)	
2004-05	North Dakota State	16-12	
2005-06	North Dakota State	16-12	
2006-07	North Dakota State	20-8	
2007-08	Colorado State	7-25 (0-16)	
2008-09	Colorado State	9-22 (4-12)	
2009-10	Colorado State	16-16 (7-9)	CBI First Round
2010-11	Colorado State	19-13 (9-7)	NIT First Round
2011-12	Colorado State	20-12 (8-6)	NCAA First Round
2012-13	Nebraska	15-18 (5-13)	
2013-14	Nebraska	19-13 (11-7)	NCAA First Round
2014-15	Nebraska	13-18 (5-13)	
2015-16	Nebraska	16-18 (6-12)	
2016-17	Nebraska	12-19 (6-12)	
2017-18	Nebraska	22-11 (13-5)	NIT First Round
2018-19	Nebraska	19-17 (6-14)	NIT Second Round
2021-22	San José State	8-23 (1-17)	
2022-23	San José State	21-14 (10-8)	CBI Quarterfinals
2023-24	San José State	9-19	?
	27 seasons	437-390 (.528)	3 NCAA (2 D1), 3 NIT

2023-24 San Jose St. Men's Basketball Combined Team Statistics All games

Game Records

Record	Overall	Home	Away	Neutral
ALL GAMES	9-19	6-8	1-10	2-1
CONFERENCE	2-13	1-7	1-6	0-0
NON-CONFERENCE	7-6	5-1	0-4	2-1

Score by Periods

Team	1st	2nd	OT	TOT
San Jose St.	952	1016	14	1982
Opponents	996	1082	23	2101

Team Box Score

No.	Player	Total			3-Point			F-Throw		Rebounds				PF DQ		A TO		BLK STL		PTS AVG		
		GP-GS	MIN	AVG	FG-FGA	FG%	3FG-3FGA	3FG%	FT-FTA	FT%	OFF	DEF	TOT	AVG	PF	DQ	A	TO	BLK	STL	PTS	AVG
0	AMEY JR., Myron	28-28	911:14	32.5	157-362	.434	62-170	.365	67-86	.779	12	121	133	4.8	39	0	85	49	10	46	443	15.8
13	CARDENAS, Alvaro	27-27	953:40	35.3	130-289	.450	37-97	.381	49-61	.803	15	74	89	3.3	53	0	150	55	4	25	346	12.8
5	GORENER, Tibet	28-28	929:22	33.2	117-294	.398	59-168	.351	42-58	.724	35	79	114	4.1	42	0	22	33	9	13	335	12.0
15	ANDERSON, Trey	25-25	777:54	31.1	104-215	.484	37-93	.398	32-42	.762	28	76	104	4.2	72	2	28	18	16	12	277	11.1
6	DAVIS, Latrell	27-3	323:05	12.0	45-89	.506	10-30	.333	33-52	.635	11	38	49	1.8	29	0	15	14	1	5	133	4.9
4	DIONGUE, Adrame	26-23	426:13	16.4	54-86	.628	0-0	.000	16-42	.381	36	77	113	4.3	78	6	20	44	38	12	124	4.8
23	SEIXAS, Diogo	24-3	293:39	12.2	33-67	.493	9-27	.333	13-19	.684	5	22	27	1.1	52	0	14	20	2	10	88	3.7
21	HUMER, William	23-2	270:19	11.8	30-64	.469	6-27	.222	10-12	.833	18	31	49	2.1	46	1	14	18	4	7	76	3.3
1	ANDERSON, Garrett	21-0	275:21	13.1	25-71	.352	5-29	.172	4-10	.400	4	24	28	1.3	18	0	8	11	3	8	59	2.8
2	MITCHELL JR., Rickey	21-1	212:44	10.1	21-49	.429	11-35	.314	2-2	1.000	7	9	16	0.8	21	0	14	7	1	5	55	2.6
7	GOODARZI, Pasha	3-0	19:38	6.5	2-5	.400	2-5	.400	0-0	.000	0	2	2	0.7	2	0	2	1	0	0	6	2.0
20	WISE, Christian	12-0	134:01	11.2	11-25	.440	0-0	.000	2-6	.333	18	29	47	3.9	14	0	3	6	8	3	24	2.0
25	PERRY, Ryen	8-0	109:05	13.6	4-10	.400	2-4	.500	0-1	.000	0	17	17	2.1	5	0	6	4	2	4	10	1.3
24	BLACKERBY, Bennett	5-0	13:45	2.8	2-2	1.000	2-2	1.000	0-0	.000	0	0	0	0.0	1	0	0	1	0	0	6	1.2
Team											36	45	81				12					
Total		28	5650		735-1628	.451	242-687	.352	270-391	.691	225	644	869	31.0	472	9	381	293	98	150	1982	70.8
Opponents		28	5654		748-1581	.473	214-551	.388	391-560	.698	265	733	998	35.6	414	6	393	302	70	135	2101	75.0

Team Statistics

	SJSU	OPP
Scoring	1982	2101
Points per game	70.8	75.0
Scoring margin	-4.3	-
Field goals-att	735-1628	748-1581
Field goal pct	.451	.473
3 point fg-att	242-687	214-551
3-point FG pct	.352	.388
3-pt FG made per game	8.6	7.6
Free throws-att	270-391	391-560
Free throw pct	.691	.698
F-Throws made per game	9.6	14.0
Rebounds	869	998
Rebounds per game	31.0	35.6
Rebounding margin	-4.6	-
Assists	381	393
Assists per game	13.6	14.0
Turnovers	293	302
Turnovers per game	10.5	10.8
Turnover margin	+0.3	-
Assist/turnover ratio	1.3	1.3
Steals	150	135
Steals per game	5.4	4.8
Blocks	98	70
Blocks per game	3.5	2.5
Winning streak	0	-
Home win streak	0	-
Attendance	31970	58526
Home games-Avg/Game	14-2284	11-5321
Neutral site-Avg/Game	-	3-641

Team Results

Date	Opponent		Score	Att.
11/07/2023	UC Irvine	W	72-64	1821
11/09/2023	Bethesda (CA)	W	117-72	1484
11/12/2023	at Texas Tech	L	42-56	10443
11/17/2023	vs Abilene Christian	L	71-77	524
11/18/2023	vs Norfolk St.	W	77-53	1024
11/20/2023	vs Hampton	W	71-52	376
11/27/2023	North Dakota St.	W	78-65	1322
11/29/2023	at Cal Poly	Lot	77-81	1352
12/02/2023	at Montana	L	58-75	2524
12/04/2023	at North Dakota St.	Lot	78-83	1946
12/09/2023	New Orleans	W	87-82	1747
12/17/2023	Montana	L	75-86	1701
12/20/2023	Santa Clara	W	81-78	2135
01/02/2024	at Wyoming	L	73-75	3368
01/05/2024	Boise St.	L	69-78	2287
01/09/2024	San Diego St.	L	78-81	4299
01/13/2024	at Air Force	W	70-67	1804
01/16/2024	at Fresno St.	L	82-85	3146
01/24/2024	New Mexico	L	75-95	3118
01/27/2024	UNLV	L	65-77	2982
01/30/2024	at Utah St.	L	61-82	8599
02/02/2024	at Nevada	L	60-90	8512
02/06/2024	Fresno St.	L	57-69	3284
02/09/2024	at Colorado St.	L	47-66	7783
02/13/2024	Air Force	W	73-66	1722
02/17/2024	Wyoming	L	75-80	1891
02/20/2024	at Boise St.	L	50-82	9049
02/23/2024	Nevada	L	63-84	2177

2023-24 San Jose St. Men's Basketball Combined Team Statistics In Conference games

Game Records

Record	Overall	Home	Away	Neutral
ALL GAMES	2-13	1-7	1-6	0-0
CONFERENCE	2-13	1-7	1-6	0-0
NON-CONFERENCE	0-0	0-0	0-0	0-0

Score by Periods

Team	1st	2nd	OT	TOT
San Jose St.	496	502	0	998
Opponents	564	613	0	1177

Team Box Score

No.	Player				Total		3-Point		F-Throw		Rebounds											
		GP-GS	MIN	AVG	FG-FGA	FG%	3FG-3FGA	3FG%	FT-FTA	FT%	OFF	DEF	TOT	AVG	PF	DQ	A	TO	BLK	STL	PTS	AVG
0	AMEY JR., Myron	15-15	511:19	34.1	88-203	.433	38-98	.388	40-48	.833	4	71	75	5.0	21	0	44	35	5	23	254	16.9
13	CARDENAS, Alvaro	14-14	496:32	35.5	64-140	.457	21-51	.412	23-27	.852	9	38	47	3.4	24	0	76	29	2	13	172	12.3
5	GORENER, Tibet	15-15	481:29	32.1	59-150	.393	30-86	.349	17-24	.708	17	31	48	3.2	27	0	13	16	2	3	165	11.0
15	ANDERSON, Trey	15-15	460:25	30.7	55-127	.433	17-49	.347	22-27	.815	12	38	50	3.3	43	1	16	15	6	8	149	9.9
6	DAVIS, Latrell	14-0	152:57	10.9	24-45	.533	6-15	.400	10-19	.526	3	17	20	1.4	18	0	5	6	1	1	64	4.6
4	DIONGUE, Adrame	14-12	213:13	15.2	26-47	.553	0-0	.000	5-14	.357	21	32	53	3.8	35	1	10	15	22	7	57	4.1
23	SEIXAS, Diogo	15-3	186:44	12.4	19-40	.475	6-17	.353	4-8	.500	3	11	14	0.9	35	0	9	10	0	6	48	3.2
1	ANDERSON, Garrett	14-0	174:41	12.5	14-44	.318	3-20	.150	2-4	.500	1	14	15	1.1	13	0	5	7	2	3	33	2.4
2	MITCHELL JR., Rickey	12-1	118:16	9.9	10-26	.385	5-17	.294	2-2	1.000	4	5	9	0.8	11	0	6	3	1	0	27	2.3
20	WISE, Christian	9-0	122:30	13.6	8-21	.381	0-0	.000	2-6	.333	17	24	41	4.6	14	0	3	5	7	3	18	2.0
21	HUMER, William	10-0	77:17	7.7	5-15	.333	1-7	.143	0-0	.000	5	10	15	1.5	14	0	5	5	1	3	11	1.1
24	BLACKERBY, Bennett	2-0	04:39	2.3	0-0	.000	0-0	.000	0-0	.000	0	0	0	0.0	0	0	0	1	0	0	0	0.0
Team											20	25	45				7					
Total		15	3000		372-858	.434	127-360	.353	127-179	.709	116	316	432	28.8	255	2	192	154	49	70	998	66.5
Opponents		15	3000		416-822	.506	127-295	.431	218-310	.703	136	399	535	35.7	197	1	236	144	37	76	1177	78.5

Team Statistics

	SJSU	OPP
Scoring	998	1177
Points per game	66.5	78.5
Scoring margin	-11.9	-
Field goals-att	372-858	416-822
Field goal pct	.434	.506
3 point fg-att	127-360	127-295
3-point FG pct	.353	.431
3-pt FG made per game	8.5	8.5
Free throws-att	127-179	218-310
Free throw pct	.709	.703
F-Throws made per game	8.5	14.5
Rebounds	432	535
Rebounds per game	28.8	35.7
Rebounding margin	-6.9	-
Assists	192	236
Assists per game	12.8	15.7
Turnovers	154	144
Turnovers per game	10.3	9.6
Turnover margin	-0.7	-
Assist/turnover ratio	1.2	1.6
Steals	70	76
Steals per game	4.7	5.1
Blocks	49	37
Blocks per game	3.3	2.5
Winning streak	0	-
Home win streak	0	-
Attendance	21760	42261
Home games-Avg/Game	8-2720	7-6037
Neutral site-Avg/Game	-	0-0

Team Results

Date	Opponent		Score	Att.
01/02/2024	at Wyoming	L	73-75	3368
01/05/2024	Boise St.	L	69-78	2287
01/09/2024	San Diego St.	L	78-81	4299
01/13/2024	at Air Force	W	70-67	1804
01/16/2024	at Fresno St.	L	82-85	3146
01/24/2024	New Mexico	L	75-95	3118
01/27/2024	UNLV	L	65-77	2982
01/30/2024	at Utah St.	L	61-82	8599
02/02/2024	at Nevada	L	60-90	8512
02/06/2024	Fresno St.	L	57-69	3284
02/09/2024	at Colorado St.	L	47-66	7783
02/13/2024	Air Force	W	73-66	1722
02/17/2024	Wyoming	L	75-80	1891
02/20/2024	at Boise St.	L	50-82	9049
02/23/2024	Nevada	L	63-84	2177

2023-24 San Jose St. Men's Basketball
Season Schedule/Results & Leaders
All games

Game Records

Record	Overall	Home	Away	Neutral
ALL GAMES	9-19	6-8	1-10	2-1
CONFERENCE	2-13	1-7	1-6	0-0
NON-CONFERENCE	7-6	5-1	0-4	2-1

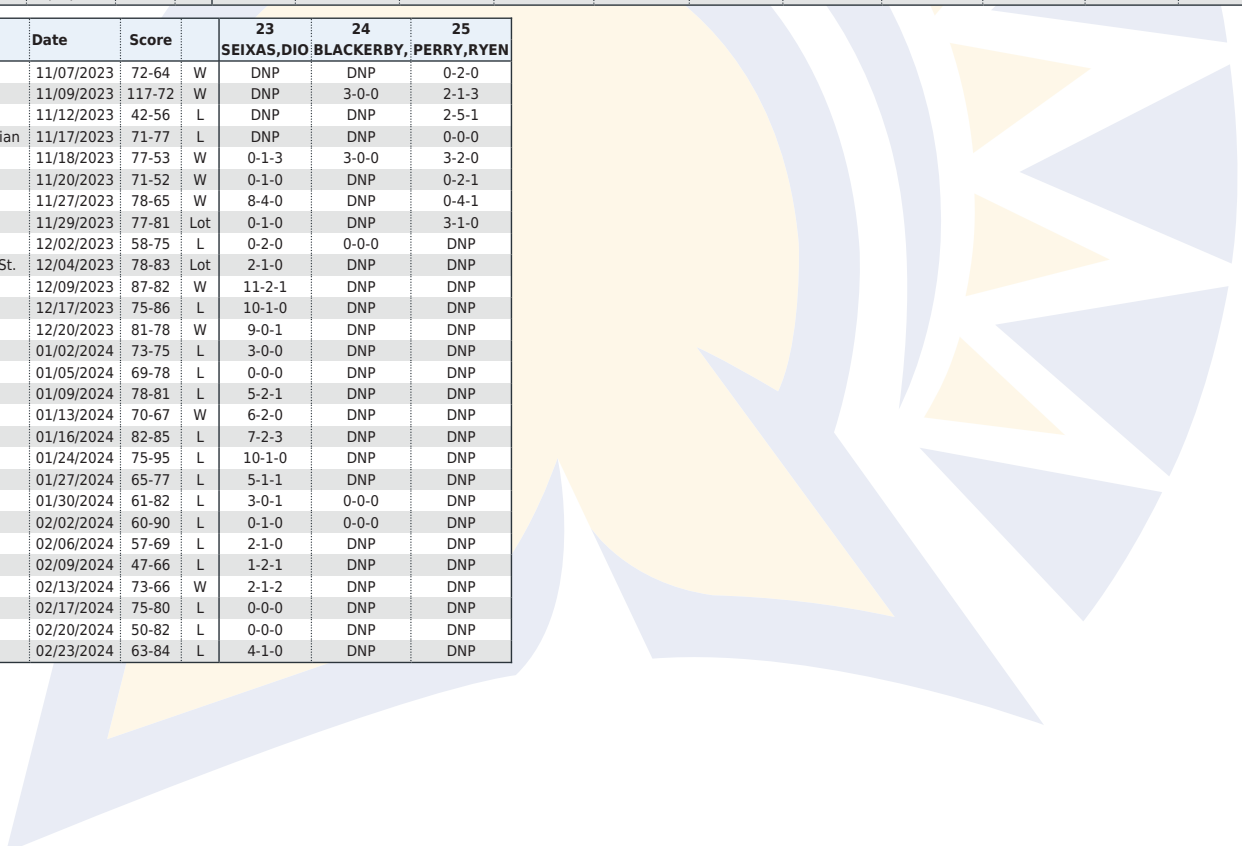
Team Results

Date	Opponent		Score	Att.	High Points	High Rebounds
11/07/2023	UC Irvine	W	72-64	1821	(19) ANDERSON, Trey	(5) GORENER, Tibet (5) AMEY JR., Myron
11/09/2023	Bethesda (CA)	W	117-72	1484	(26) GORENER, Tibet	(11) DIONGUE, Adrame
11/12/2023	at Texas Tech	L	42-56	10443	(14) CARDENAS, Alvaro	(6) DIONGUE, Adrame
11/17/2023	vs Abilene Christian	L	71-77	524	(21) AMEY JR., Myron	(9) DIONGUE, Adrame
11/18/2023	vs Norfolk St.	W	77-53	1024	(16) ANDERSON, Trey	(10) ANDERSON, Trey
11/20/2023	vs Hampton	W	71-52	376	(23) CARDENAS, Alvaro	(9) DIONGUE, Adrame
11/27/2023	North Dakota St.	W	78-65	1322	(21) ANDERSON, Trey	(10) AMEY JR., Myron
11/29/2023	at Cal Poly	Lot	77-81	1352	(22) AMEY JR., Myron	(9) GORENER, Tibet
12/02/2023	at Montana	L	58-75	2524	(11) HUMER, William	(7) GORENER, Tibet
12/04/2023	at North Dakota St.	Lot	78-83	1946	(22) CARDENAS, Alvaro	(10) CARDENAS, Alvaro
12/09/2023	New Orleans	W	87-82	1747	(29) AMEY JR., Myron	(7) AMEY JR., Myron
12/17/2023	Montana	L	75-86	1701	(15) AMEY JR., Myron	(6) DAVIS, Latrell (6) HUMER, William
12/20/2023	Santa Clara	W	81-78	2135	(17) AMEY JR., Myron	(9) AMEY JR., Myron
01/02/2024	at Wyoming	L	73-75	3368	(21) CARDENAS, Alvaro	(9) CARDENAS, Alvaro
01/05/2024	Boise St.	L	69-78	2287	(30) AMEY JR., Myron	(6) AMEY JR., Myron
01/09/2024	San Diego St.	L	78-81	4299	(21) CARDENAS, Alvaro	(6) ANDERSON, Trey
01/13/2024	at Air Force	W	70-67	1804	(16) AMEY JR., Myron	(9) AMEY JR., Myron
01/16/2024	at Fresno St.	L	82-85	3146	(32) GORENER, Tibet	(9) DIONGUE, Adrame
01/24/2024	New Mexico	L	75-95	3118	(24) AMEY JR., Myron	(9) AMEY JR., Myron
01/27/2024	UNLV	L	65-77	2982	(18) AMEY JR., Myron	(5) AMEY JR., Myron
01/30/2024	at Utah St.	L	61-82	8599	(14) AMEY JR., Myron	(7) AMEY JR., Myron (7) WISE, Christian
02/02/2024	at Nevada	L	60-90	8512	(14) CARDENAS, Alvaro	(6) DIONGUE, Adrame (6) WISE, Christian
02/06/2024	Fresno St.	L	57-69	3284	(12) CARDENAS, Alvaro	(8) WISE, Christian
02/09/2024	at Colorado St.	L	47-66	7783	(14) CARDENAS, Alvaro	(7) ANDERSON, Trey
02/13/2024	Air Force	W	73-66	1722	(25) AMEY JR., Myron	(4) AMEY JR., Myron
02/17/2024	Wyoming	L	75-80	1891	(20) DAVIS, Latrell	(7) DIONGUE, Adrame
02/20/2024	at Boise St.	L	50-82	9049	(21) AMEY JR., Myron	(7) WISE, Christian
02/23/2024	Nevada	L	63-84	2177	(18) AMEY JR., Myron	(6) DAVIS, Latrell

2023-24 San Jose St. Men's Basketball
Points-rebounds-assists
All games

Opponent	Date	Score	0 AMEY JR.,M	1 ANDERSON,G	2 MITCHELL J	4 DIONGUE,AD	5 GORENER,TI	6 DAVIS,LATR	7 GOODARZI,P	13 CARDENAS,A	15 ANDERSON,T	20 WISE,CHRIS	21 HUMER,WILL
UC Irvine	11/07/2023	72-64 W	12-5-1	DNP	0-0-0	6-4-1	17-5-0	0-3-1	DNP	11-2-7	19-4-2	DNP	7-4-1
Bethesda (CA)	11/09/2023	117-72 W	12-5-4	DNP	7-2-1	4-11-2	26-9-0	16-3-3	3-2-2	14-2-8	13-7-1	6-2-0	11-2-4
at Texas Tech	11/12/2023	42-56 L	5-2-0	DNP	0-0-0	7-6-1	0-3-0	3-1-0	DNP	14-2-4	9-5-0	DNP	2-3-0
vs Abilene Christian	11/17/2023	71-77 L	21-1-5	DNP	DNP	5-9-2	15-7-1	3-2-0	DNP	12-2-5	11-6-0	DNP	4-8-0
vs Norfolk St.	11/18/2023	77-53 W	15-1-5	DNP	3-0-1	6-6-0	14-7-2	7-2-0	3-0-0	7-3-5	16-10-1	0-2-0	0-1-0
vs Hampton	11/20/2023	71-52 W	12-5-4	DNP	DNP	9-9-0	15-1-0	0-0-0	DNP	23-4-1	12-4-4	DNP	0-0-0
North Dakota St.	11/27/2023	78-65 W	14-10-4	4-0-0	0-0-0	0-0-0	15-4-0	0-0-0	DNP	10-3-7	21-7-2	DNP	6-2-0
at Cal Poly	11/29/2023	77-81 Lot	22-6-2	0-1-1	DNP	2-5-1	17-9-1	0-0-0	DNP	11-4-4	13-2-2	DNP	9-3-0
at Montana	12/02/2023	58-75 L	0-1-2	6-2-0	8-1-1	5-2-0	5-7-0	9-1-0	0-0-0	9-2-5	5-5-0	0-2-0	11-0-1
at North Dakota St.	12/04/2023	78-83 Lot	15-6-4	0-1-0	8-2-1	9-3-0	13-3-1	0-0-0	DNP	22-10-4	9-4-0	DNP	0-1-0
New Orleans	12/09/2023	87-82 W	29-7-1	8-2-1	2-2-1	4-3-3	8-6-1	7-4-1	DNP	16-3-10	DNP	DNP	2-3-2
Montana	12/17/2023	75-86 L	15-0-4	3-4-0	0-0-3	DNP	13-1-2	12-6-2	DNP	11-5-4	DNP	DNP	11-6-1
Santa Clara	12/20/2023	81-78 W	17-9-5	5-3-1	DNP	10-2-0	12-4-1	12-7-3	DNP	14-0-10	DNP	DNP	2-1-0
at Wyoming	01/02/2024	73-75 L	6-4-2	6-3-0	2-3-1	2-1-0	16-6-0	0-1-1	DNP	21-9-4	10-5-0	DNP	7-3-1
Boise St.	01/05/2024	69-78 L	30-6-4	0-0-0	DNP	10-4-1	3-3-0	2-0-0	DNP	9-4-7	13-4-0	DNP	2-0-2
San Diego St.	01/09/2024	78-81 L	20-3-2	4-0-0	DNP	2-4-0	15-2-0	0-1-1	DNP	21-4-6	11-6-3	DNP	0-1-0
at Air Force	01/13/2024	70-67 W	16-9-2	6-1-0	3-0-0	4-3-0	15-5-1	4-1-0	DNP	11-4-9	5-2-0	DNP	0-1-0
at Fresno St.	01/16/2024	82-85 L	13-4-4	0-0-0	0-0-0	2-9-1	32-5-1	0-3-0	DNP	7-3-6	21-6-0	DNP	0-2-0
New Mexico	01/24/2024	75-95 L	24-9-4	0-3-0	0-0-0	9-4-1	12-3-2	3-0-0	DNP	5-1-10	8-4-2	2-2-0	2-3-0
UNLV	01/27/2024	65-77 L	18-5-3	0-1-0	DNP	4-4-2	13-2-0	0-1-0	DNP	14-1-6	11-2-1	DNP	0-0-1
at Utah St.	01/30/2024	61-82 L	14-7-2	0-0-0	3-0-1	6-2-0	9-1-0	5-1-1	DNP	11-1-5	7-4-0	3-7-1	DNP
at Nevada	02/02/2024	60-90 L	10-5-4	0-1-0	4-2-0	2-6-1	5-3-0	10-1-1	DNP	14-3-3	11-0-2	4-6-0	0-1-1
Fresno St.	02/06/2024	57-69 L	7-6-4	8-2-0	3-0-0	4-4-2	6-7-3	DNP	DNP	12-5-2	11-2-0	4-8-1	DNP
at Colorado St.	02/09/2024	47-66 L	13-2-0	0-0-0	0-1-0	2-4-1	9-5-0	0-2-0	DNP	14-4-5	8-7-2	0-4-0	0-2-0
Air Force	02/13/2024	73-66 W	25-4-1	6-3-4	0-0-1	3-1-0	7-0-2	0-0-0	DNP	22-3-2	6-3-1	2-2-1	DNP
Wyoming	02/17/2024	75-80 L	19-3-6	3-0-1	7-1-2	7-7-1	9-2-1	20-2-0	DNP	DNP	9-1-1	1-4-0	DNP
at Boise St.	02/20/2024	50-82 L	21-4-2	0-1-0	5-2-1	0-0-0	12-1-1	3-1-0	DNP	0-4-3	9-1-2	0-7-0	0-2-0
Nevada	02/23/2024	63-84 L	18-4-4	DNP	0-0-0	DNP	2-3-2	17-6-1	DNP	11-1-8	9-3-2	2-1-0	DNP

Opponent	Date	Score	23 SEIXAS,DIO	24 BLACKERBY,	25 PERRY,RYEN
UC Irvine	11/07/2023	72-64 W	DNP	DNP	0-2-0
Bethesda (CA)	11/09/2023	117-72 W	DNP	DNP	3-0-0
at Texas Tech	11/12/2023	42-56 L	DNP	DNP	2-5-1
vs Abilene Christian	11/17/2023	71-77 L	DNP	DNP	0-0-0
vs Norfolk St.	11/18/2023	77-53 W	0-1-3	3-0-0	3-2-0
vs Hampton	11/20/2023	71-52 W	0-1-0	DNP	0-2-1
North Dakota St.	11/27/2023	78-65 W	8-4-0	DNP	0-4-1
at Cal Poly	11/29/2023	77-81 Lot	0-1-0	DNP	3-1-0
at Montana	12/02/2023	58-75 L	0-2-0	0-0-0	DNP
at North Dakota St.	12/04/2023	78-83 Lot	2-1-0	DNP	DNP
New Orleans	12/09/2023	87-82 W	11-2-1	DNP	DNP
Montana	12/17/2023	75-86 L	10-1-0	DNP	DNP
Santa Clara	12/20/2023	81-78 W	9-0-1	DNP	DNP
at Wyoming	01/02/2024	73-75 L	3-0-0	DNP	DNP
Boise St.	01/05/2024	69-78 L	0-0-0	DNP	DNP
San Diego St.	01/09/2024	78-81 L	5-2-1	DNP	DNP
at Air Force	01/13/2024	70-67 W	6-2-0	DNP	DNP
at Fresno St.	01/16/2024	82-85 L	7-2-3	DNP	DNP
New Mexico	01/24/2024	75-95 L	10-1-0	DNP	DNP
UNLV	01/27/2024	65-77 L	5-1-1	DNP	DNP
at Utah St.	01/30/2024	61-82 L	3-0-1	0-0-0	DNP
at Nevada	02/02/2024	60-90 L	0-1-0	0-0-0	DNP
Fresno St.	02/06/2024	57-69 L	2-1-0	DNP	DNP
at Colorado St.	02/09/2024	47-66 L	1-2-1	DNP	DNP
Air Force	02/13/2024	73-66 W	2-1-2	DNP	DNP
Wyoming	02/17/2024	75-80 L	0-0-0	DNP	DNP
at Boise St.	02/20/2024	50-82 L	0-0-0	DNP	DNP
Nevada	02/23/2024	63-84 L	4-1-0	DNP	DNP



**2023-24 San Jose St. Men's Basketball
Team Game-by-Game
All games**

Opponent	Date	Score	W	Total		3-Pointers		Free throws		Rebounds				PF	A	TO	BLK	STL	PTS	AVG
				FG-FGA	PCT	3FG-3FGA	PCT	FT-FTA	PCT	OFF	DEF	TOT	AVG							
UC Irvine	11/07/2023	72-64	W	23-50	.460	7-21	.333	19-23	.826	5	25	30	30.0	19	13	15	3	7	72	72.0
Bethesda (CA)	11/09/2023	117-72	W	44-75	.587	11-30	.367	18-24	.750	15	33	48	39.0	14	28	14	5	9	117	94.5
at Texas Tech	11/12/2023	42-56	L	18-53	.340	4-25	.160	2-6	.333	9	19	28	35.3	16	6	16	7	2	42	77.0
vs Abilene Christian	11/17/2023	71-77	L	28-61	.459	8-25	.320	7-12	.583	12	26	38	36.0	18	13	7	3	4	71	75.5
vs Norfolk St.	11/18/2023	77-53	W	25-49	.510	16-32	.500	11-15	.733	5	32	37	36.2	18	17	16	5	3	77	75.8
vs Hampton	11/20/2023	71-52	W	28-59	.475	10-27	.370	5-12	.417	11	18	29	35.0	13	10	10	4	10	71	75.0
North Dakota St.	11/27/2023	78-65	W	26-55	.473	11-24	.458	15-20	.750	6	30	36	35.1	16	14	8	6	5	78	75.4
at Cal Poly	11/29/2023	77-81	Lot	28-65	.431	9-25	.360	12-18	.667	15	23	38	35.5	22	11	10	3	6	77	75.6
at Montana	12/02/2023	58-75	L	22-50	.440	5-17	.294	9-14	.643	4	25	29	34.8	10	9	16	3	5	58	73.7
at North Dakota St.	12/04/2023	78-83	Lot	31-69	.449	5-23	.217	11-15	.733	8	28	36	34.9	26	10	7	5	5	78	74.1
New Orleans	12/09/2023	87-82	W	33-63	.524	9-26	.346	12-25	.480	8	27	35	34.9	12	21	8	2	9	87	75.3
Montana	12/17/2023	75-86	L	29-65	.446	11-26	.423	6-9	.667	5	19	24	34.0	20	16	5	1	7	75	75.3
Santa Clara	12/20/2023	81-78	W	28-56	.500	9-26	.346	16-19	.842	6	23	29	33.6	13	21	7	2	8	81	75.7
at Wyoming	01/02/2024	73-75	L	26-59	.441	12-31	.387	9-12	.750	10	27	37	33.9	17	9	11	7	2	73	75.5
Boise St.	01/05/2024	69-78	L	25-59	.424	7-27	.259	12-19	.632	6	17	23	33.1	14	14	7	5	8	69	75.1
San Diego St.	01/09/2024	78-81	L	23-54	.426	9-27	.333	23-25	.920	8	20	28	32.8	23	13	10	0	3	78	75.3
at Air Force	01/13/2024	70-67	W	27-56	.482	9-23	.391	7-8	.875	9	22	31	32.7	16	12	7	4	3	70	74.9
at Fresno St.	01/16/2024	82-85	L	31-66	.470	17-29	.586	3-7	.429	14	22	36	32.9	14	15	9	4	4	82	75.3
New Mexico	01/24/2024	75-95	L	30-63	.476	10-27	.370	5-5	1.000	12	22	34	32.9	14	19	18	9	3	75	75.3
UNLV	01/27/2024	65-77	L	26-53	.491	8-22	.364	5-10	.500	4	16	20	32.3	20	14	10	1	3	65	74.8
at Utah St.	01/30/2024	61-82	L	24-61	.393	5-23	.217	8-10	.800	7	18	25	32.0	16	11	10	1	8	61	74.1
at Nevada	02/02/2024	60-90	L	24-60	.400	8-28	.286	4-9	.444	11	20	31	31.9	24	12	10	3	3	60	73.5
Fresno St.	02/06/2024	57-69	L	24-61	.393	6-18	.333	3-7	.429	9	33	42	32.3	19	12	10	3	2	57	72.8
at Colorado St.	02/09/2024	47-66	L	19-58	.328	6-21	.286	3-6	.500	9	25	34	32.4	12	9	12	2	7	47	71.7
Air Force	02/13/2024	73-66	W	25-39	.641	3-8	.375	20-26	.769	1	18	19	31.9	16	14	9	2	6	73	71.8
Wyoming	02/17/2024	75-80	L	27-56	.482	8-22	.364	13-18	.722	5	20	25	31.6	16	12	9	3	7	75	71.9
at Boise St.	02/20/2024	50-82	L	18-55	.327	10-28	.357	4-5	.800	5	19	24	31.3	15	9	14	3	5	50	71.1
Nevada	02/23/2024	63-84	L	23-58	.397	9-26	.346	8-12	.667	6	17	23	31.0	19	17	8	2	6	63	70.8
Total		1982		735-1628	.451	242-687	.352	270-391	.691	225	644	869	31.0	472	381	293	98	150	1982	70.8
Opponents		2101		748-1581	.473	214-551	.388	391-560	.698	265	733	998	35.6	414	393	302	70	135	2101	75.0

San Jose St. Averages

Games Played	Points/game	FG Pct	3FG Pct	FT Pct	Rebounds/game	Assists/game	Turnovers/game	Assist/Turnover ratio	Steals/game	Blocks/game
28	70.8	45.1	35.2	69.1	31.0	13.6	10.5	1.3	5.4	3.5

**2023-24 San Jose St. Men's Basketball
Opponents Game-by-Game
All games**

Opponent	Date	Score	W	Total		3-Pointers		Free throws		Rebounds				PF	A	TO	BLK	STL	PTS	AVG
				FG-FGA	PCT	3FG-3FGA	PCT	FT-FTA	PCT	OFF	DEF	TOT	AVG							
UC Irvine	11/07/2023	72-64	W	23-55	.418	2-12	.167	16-26	.615	7	24	31	31.0	21	11	15	1	7	64	64.0
Bethesda (CA)	11/09/2023	117-72	W	25-61	.410	9-26	.346	13-16	.813	3	21	24	27.5	20	5	15	0	8	72	68.0
at Texas Tech	11/12/2023	42-56	L	23-59	.390	3-16	.188	7-11	.636	14	26	40	31.7	11	10	11	2	7	56	64.0
vs Abilene Christian	11/17/2023	71-77	L	25-59	.424	7-15	.467	20-26	.769	11	22	33	32.0	14	13	6	3	1	77	67.3
vs Norfolk St.	11/18/2023	77-53	W	20-56	.357	2-15	.133	11-21	.524	10	21	31	31.8	19	8	11	4	5	53	64.4
vs Hampton	11/20/2023	71-52	W	19-49	.388	4-20	.200	10-10	1.000	10	25	35	32.3	11	9	22	1	3	52	62.3
North Dakota St.	11/27/2023	78-65	W	22-56	.393	5-19	.263	16-22	.727	8	26	34	32.6	18	8	9	0	3	65	62.7
at Cal Poly	11/29/2023	77-81	Lot	27-54	.500	7-15	.467	20-30	.667	11	26	37	33.1	14	12	11	7	5	81	65.0
at Montana	12/02/2023	58-75	L	31-64	.484	8-22	.364	5-5	1.000	8	27	35	33.3	20	18	11	3	6	75	66.1
at North Dakota St.	12/04/2023	78-83	Lot	27-57	.474	12-24	.500	17-32	.531	10	30	40	34.0	17	17	11	5	3	83	67.8
New Orleans	12/09/2023	87-82	W	33-73	.452	7-19	.368	9-14	.643	17	30	47	35.2	20	12	13	3	5	82	69.1
Montana	12/17/2023	75-86	L	28-58	.483	7-23	.304	23-27	.852	11	33	44	35.9	12	16	9	2	4	86	70.5
Santa Clara	12/20/2023	81-78	W	29-58	.500	14-30	.467	6-10	.600	9	23	32	35.6	20	18	14	2	2	78	71.1
at Wyoming	01/02/2024	73-75	L	24-57	.421	4-12	.333	23-25	.920	7	26	33	35.4	10	10	5	1	6	75	71.4
Boise St.	01/05/2024	69-78	L	28-57	.491	8-18	.444	14-18	.778	12	31	43	35.9	15	14	15	1	2	78	71.8
San Diego St.	01/09/2024	78-81	L	27-57	.474	6-18	.333	21-29	.724	13	24	37	36.0	19	10	8	4	4	81	72.4
at Air Force	01/13/2024	70-67	W	25-48	.521	9-21	.429	8-14	.571	5	20	25	35.4	11	14	7	6	2	67	72.1
at Fresno St.	01/16/2024	82-85	L	33-60	.550	11-25	.440	8-10	.800	6	23	29	35.0	9	15	7	4	4	85	72.8
New Mexico	01/24/2024	75-95	L	34-67	.507	10-19	.526	17-26	.654	14	21	35	35.0	9	15	6	5	11	95	73.9
UNLV	01/27/2024	65-77	L	30-44	.682	7-15	.467	10-20	.500	2	24	26	34.6	11	15	11	2	3	77	74.1
at Utah St.	01/30/2024	61-82	L	30-50	.600	6-12	.500	16-23	.696	7	32	39	34.8	15	16	14	3	6	82	74.5
at Nevada	02/02/2024	60-90	L	29-60	.483	11-23	.478	21-33	.636	18	27	45	35.2	13	23	5	2	7	90	75.2
Fresno St.	02/06/2024	57-69	L	23-58	.397	9-24	.375	14-24	.583	8	31	39	35.4	14	17	7	1	5	69	74.9
at Colorado St.	02/09/2024	47-66	L	25-51	.490	6-17	.353	10-12	.833	3	31	34	35.3	10	24	11	5	7	66	74.5
Air Force	02/13/2024	73-66	W	20-46	.435	8-22	.364	18-26	.692	11	17	28	35.0	19	13	12	0	5	66	74.2
Wyoming	02/17/2024	75-80	L	29-56	.518	10-23	.435	12-15	.800	9	28	37	35.1	17	12	13	1	3	80	74.4
at Boise St.	02/20/2024	50-82	L	29-54	.537	10-25	.400	14-17	.824	8	31	39	35.3	11	16	10	2	7	82	74.7
Nevada	02/23/2024	63-84	L	30-57	.526	12-21	.571	12-18	.667	13	33	46	35.6	14	22	13	0	4	84	75.0
Total		2101		748-1581	.473	214-551	.388	391-560	.698	265	733	998	35.6	414	393	302	70	135	2101	75.0
San Jose St.		1982		735-1628	.451	242-687	.352	270-391	.691	225	644	869	31.0	472	381	293	98	150	1982	70.8

Opponents Averages

Games Played	Points/game	FG Pct	3FG Pct	FT Pct	Rebounds/game	Assists/game	Turnovers/game	Assist/Turnover ratio	Steals/game	Blocks/game
28	75.0	47.3	38.8	69.8	35.6	14.0	10.8	1.3	4.8	2.5

San Jose State Player Game Highs

Points.....	32.....	Tibet Görener, at Fresno St, 1/16
FG Made.....	12.....	Tibet Görener, at Fresno St, 1/16
FG Attempts.....	19.....	Myron (MJ) Amey, vs. New Orleans, 12/9
3-Pt. FG Made.....	7.....	Tibet Görener, at Fresno St, 1/16
3-Pt. FG Attempts.....	10.....	Myron (MJ) Amey Jr., vs. Boise St, 1/5
Free Throws Made.....	10.....	Alvaro Cardenas, vs. Air Force, 2/13
Free Throws Attempts.....	12.....	Alvaro Cardenas, vs. Air Force, 2/15
Rebounds.....	11.....	Adrame Diongue, vs. Bethesda, 11/9
Assists.....	10.....	Alvaro Cardenas, vs. New Orleans, 12/9
.....	10.....	Alvaro Cardenas, vs. Santa Clara, 12/20
.....	10.....	Alvaro Cardenas, vs. New Mexico, 1/24
Steals.....	4.....	Myron (MJ) Amey Jr., vs. Santa Clara, 12/20
Blocked Shots.....	4.....	Adrame Diongue, at Wyoming, 1/2
.....	4.....	Adrame Diongue, vs. Boise St, 1/5
.....	4.....	Adrame Diongue, vs. New Mexico, 1/24
Turnovers.....	4.....	Tibet Görener, vs. UC Irvine, 11/7
.....	4.....	Adrame Diongue, vs. Bethesda, 11/9
.....	4.....	Alvaro Cardenas, at Texas Tech, 11/12
.....	4.....	Adrame Diongue, at Texas Tech, 11/12
.....	4.....	Myron (MJ) Amey Jr., vs. Boise St, 1/5
.....	4.....	Myron (MJ) Amey Jr., vs. New Mexico, 1/24
.....	4.....	Alvaro Cardenas, at Utah St, 1/30
.....	4.....	Myron (MJ) Amey Jr., at Nevada, 2/2
.....	4.....	Myron (MJ) Amey Jr., at Boise St, 2/20
.....	4.....	Alvaro Cardenas, at Boise St, 2/20
Fouls.....	5.....	Adrame Diongue, vs. UC Irvine, 11/7
.....	5.....	Adrame Diongue, at Texas Tech, 11/12
.....	5.....	Adrame Diongue, vs. North Dakota St, 11/27
.....	5.....	Adrame Diongue, at Cal Poly, 11/29
.....	5.....	Trey Anderson, at Cal Poly, 11/29
.....	5.....	Adrame Diongue, at North Dakota St, 12/4
.....	5.....	William Humer, vs. Santa Clara, 12/20
.....	5.....	Adrame Diongue, vs. San Diego St, 1/9
.....	5.....	Trey Anderson, at Air Force, 1/13

San Jose State Game Highs

Points.....	117.....	vs. Bethesda, 11/9
Points, Half.....	61.....	vs. Bethesda, 11/9
FG Made.....	44.....	vs. Bethesda, 11/9
FG Attempts.....	75.....	vs. Bethesda, 11/9
FG Percentage.....	641.....	vs. Air Force, 2/13
3-Pt. FG Made.....	17.....	at Fresno St, 1/16
3-Pt. FG Attempts.....	32.....	vs. Norfolk St, 11/18
Free Throws Made.....	23.....	vs. San Diego St, 1/9
Free Throws Attempts.....	26.....	vs. Air Force, 2/13
Rebounds.....	48.....	vs. Bethesda, 11/9
Assists.....	28.....	vs. Bethesda, 11/9
Steals.....	9.....	vs. Bethesda, 11/9
.....	9.....	vs. New Orleans, 12/9
Blocked Shots.....	9.....	vs. New Mexico, 1/24
Turnovers.....	18.....	vs. New Mexico, 1/24
Fouls.....	24.....	at Nevada, 2/2

San Jose State Game Lows

Points.....	42.....	at Texas Tech, 11/12
Points, Half.....	16.....	at Boise St, 2/20
FG Made.....	18.....	at Texas Tech, 11/12
.....	18.....	at Boise St, 2/20
FG Attempts.....	39.....	vs. Air Force, 2/13
FG Percentage.....	327.....	at Boise St, 2/20
3-Pt. FG Made.....	3.....	vs. Air Force, 2/13
3-Pt. FG Attempts.....	8.....	vs. Air Force, 2/13
Free Throws Made.....	2.....	at Texas Tech, 11/12
Free Throws Attempts.....	5.....	vs. New Mexico, 1/24
.....	5.....	at Boise St, 2/20
Rebounds.....	19.....	vs. Air Force, 2/13
Assists.....	6.....	at Texas Tech, 11/12
Steals.....	2.....	at Texas Tech, 11/12
.....	2.....	vs. Fresno State, 2/6
Blocked Shots.....	0.....	vs. San Diego St, 1/9
Turnovers.....	5.....	vs. Montana, 12/17
Fouls.....	12.....	vs. New Orleans, 12/9

Opponent Player Game Highs

Points.....	31.....	Jonathan Ileleji, Bethesda, 11/9
.....	31.....	Jaedon LeDee, San Diego St, 1/9
.....	31.....	Grant Osobor, Utah St, 1/30
FG Made.....	11.....	Jonathan Ileleji, Bethesda, 11/9
.....	11.....	O'Mar Stanley, Boise St, 1/5
FG Attempts.....	25.....	Jordan Johnson, New Orleans, 12/9
3-Pt. FG Made.....	9.....	Carlos Marshall Jr., Santa Clara, 12/20
3-Pt. FG Attempts.....	14.....	Carlos Marshall Jr., Santa Clara, 12/20
Free Throws Made.....	14.....	Jaedon LeDee, San Diego St, 1/9
Free Throws Attempts.....	19.....	Jaedon LeDee, San Diego St, 1/9
.....	19.....	Grant Osobor, Utah St, 1/30
Rebounds.....	15.....	Laolu Oke, Montana, 12/17
Assists.....	11.....	Isaiah Stevens, Colorado St, 2/9
Steals.....	5.....	Jonathan Ileleji, Bethesda, 11/9
Blocked Shots.....	5.....	JT Toppin, New Mexico, 1/24
Fouls.....	5.....	Michael Henry, Bethesda, 11/9
.....	5.....	Jah Short, New Orleans, 12/9
.....	5.....	Cameron Tongue, Santa Clara, 12/20

Opponent Game Highs

Points.....	95.....	New Mexico, 1/24
FG Made.....	33.....	New Orleans, 12/9
.....	33.....	Fresno St, 1/16
FG Attempts.....	66.....	Fresno St, 1/16
FG Percentage.....	682.....	UNLV, 1/27
3-Pt. FG Made.....	14.....	Santa Clara, 12/20
3-Pt. FG Attempts.....	30.....	Bethesda, 11/9
Free Throws Made.....	23.....	Montana, 12/27
.....	23.....	Wyoming, 1/2
Free Throw Attempts.....	33.....	Nevada, 2/2
Rebounds.....	47.....	New Orleans, 12/9
Assists.....	24.....	Colorado St, 2/9w
Steals.....	11.....	New Mexico, 1/24
Blocked Shots.....	7.....	Cal Poly, 11/29
Turnovers.....	15.....	UC Irvine, 11/7
.....	15.....	Bethesda, 11/9
.....	15.....	Boise St, 1/5
Fouls.....	21.....	UC Irvine, 11/7

Opponent Game Lows

Points.....	53.....	Norfolk State, 11/18
Points, Half.....	19.....	Hampton, 11/20
FG Made.....	19.....	Hampton, 11/20
FG Attempts.....	48.....	Air Force, 1/14
FG Percentage.....	390.....	Texas Tech, 11/12
3-Pt. FG Made.....	2.....	UC Irvine, 11/7
.....	2.....	Norfolk State, 11/18
3-Pt. FG Attempts.....	12.....	UC Irvine, 11/7
.....	12.....	Wyoming, 1/2
.....	12.....	Utah State, 1/30
Free Throws Made.....	5.....	UNLV, 1/27
Free Throws Attempts.....	10.....	Fresno St, 1/16
.....	10.....	UNLV, 1/27
Rebounds.....	24.....	Bethesda, 11/9
Assists.....	5.....	Bethesda, 11/9
Steals.....	1.....	Abilene Christian, 11/17
Blocked Shots.....	0.....	Bethesda, 11/9
.....	0.....	North Dakota St, 11/27
Turnovers.....	5.....	Wyoming, 1/2
Fouls.....	9.....	Fresno St, 1/16

THE LAST TIME.....

A PLAYER SCORED 30 OR MORE POINTS:

32, by Tibet Görener, at Fresno St, Jan. 16, 2024

AN OPPONENT SCORED 30 OR MORE POINTS:

31, by Grant Osobor, Utah State, Jan. 30, 2024

A PLAYER COLLECTED 20 OR MORE REBOUNDS:

20, by Wil Carter, at Hawai'i, Jan. 7, 2012.

AN OPPONENT COLLECTED 20 OR MORE REBOUNDS:

20, by Nico Carvacho, Colorado State, Feb. 10, 2018

A PLAYER COLLECTED 10 OR MORE ASSISTS:

10, by Alvaro Cardenas, vs. New Mexico, Jan. 24, 2024

AN OPPONENT COLLECTED 10 OR MORE ASSISTS:

11, by Isaiah Stevens, Colorado State, Feb. 9, 2024

A PLAYER HAD 5 OR MORE STEALS:

5, by Omari Moore, vs. UNLV, Feb. 19, 2021

AN OPPONENT HAD 5 OR MORE STEALS:

5, by Jonathan Ileleji, Bethesda, Nov. 29, 2023

A PLAYER HAD 5 OR MORE BLOCKED SHOTS:

5, by Ibrahima Diallo, at Boise State, Jan. 3, 2023

AN OPPONENT HAD 5 OR MORE BLOCKED SHOTS:

5, by JT Toppin, New Mexico, Jan. 24, 2024

A PLAYER MADE 10 OR MORE FIELD GOALS:

12, by Tibet Görener, at Fresno State, Jan. 16, 2024

AN OPPONENT MADE 10 OR MORE FIELD GOALS:

11, by O'Mar Stanley, Boise State, Jan. 5, 2024

A PLAYER ATTEMPTED 20 OR MORE FIELD GOALS:

25, by Omari Moore, vs. Nevada, March 9, 2023

AN OPPONENT ATTEMPTED 20 OR MORE FIELD GOALS:

20, by Sam Griffin, Wyoming, Jan. 2, 2024

A PLAYER MADE 10 OR MORE FREE THROWS:

10, by Alvaro Cardenas, vs. Air Force, Feb. 13, 2024

AN OPPONENT MADE 10 OR MORE FREE THROWS:

13, by Rytis Ptraitis, Air Force, Feb. 13, 2024

A PLAYER MADE 5 OR MORE 3-PT FIELD GOALS:

7, by Tibet Görener, at Fresno State, Jan. 16, 2024

AN OPPONENT MADE 5 OR MORE 3-PT FIELD GOALS:

7, by Hunter McIntosh, Nevada, Feb. 23, 2024

A PLAYER ATTEMPTED 10 OR MORE 3-PT FGS:

10, by Myron (MJ) Amey Jr., vs. Boise State, Jan. 5, 2024

AN OPPONENT ATTEMPTED 10 OR MORE 3-PT FIELD GOALS:

12, by Sam Griffin, Wyoming, Feb. 17, 2024

SAN JOSÉ STATE SCORED 100 OR MORE POINTS:

117 (117-72 win) vs. Bethesda, Nov. 9, 2023

AN OPPONENT SCORED 100 OR MORE POINTS:

111 (111-80 loss) vs. Wyoming, Mar. 10, 2021

SJSU SHOT AT LEAST 60% FROM THE FIELD IN A GAME:

64.1 (25-39) vs. Air Force, Feb. 13, 2024

A TEAM SHOT AT LEAST 60% FROM THE FIELD IN A GAME VS. SJSU:

60.0 (30-50) by Utah State, Jan. 30, 2024

SAN JOSÉ STATE HAD TWO PLAYERS SCORE 20 POINTS IN A GAME:

25, Myron (MJ) Amey Jr.; 22, Alvaro Cardenas, vs. Air Force, Feb. 13, 2024

SAN JOSÉ STATE HAD THREE OR MORE PLAYERS WITH 10 OR MORE REBOUNDS IN A GAME:

13 by Ashtin Chastain, 12 by Michael Steadman, 12 by Craig LeCesne vs. Air Force, Jan. 26, 2019

SAN JOSÉ STATE HAD FIVE OR MORE PLAYERS WITH 10 OR MORE POINTS IN A GAME:

17 by Myron (MJ) Amey Jr., 14 by Alvaro Cardenas, 12 by Latrell Davis, 12 by Tibet Görener, 11 by Alvaro Cardenas, 10 by Adrame Diongue vs. Santa Clara, Dec. 20, 2023

SAN JOSÉ STATE HAD TWO OR MORE PLAYERS WITH 10 OR MORE POINTS & 10 OR MORE REBOUNDS IN A GAME:

38 points and 12 rebounds by Richard Washington, 15 points and 12 rebounds by Omari Moore, vs. Fresno Pacific, Dec. 9, 2020

A SAN JOSÉ STATE PLAYER SCORED 30 OR MORE POINTS IN SUCCESSIVE GAMES:

30, vs. Nevada, on Feb. 12, 2011, and 35, vs. Montana State on Feb. 15, 2011, by Adrian Oliver.

A SAN JOSÉ STATE PLAYER SCORED 20 OR MORE POINTS AND COLLECTED 20 OR MORE REBOUNDS IN A GAME:

21 points and 20 rebounds on Jan. 7, 2012, by Wil Carter.

SAN JOSÉ STATE WON BY 30 OR MORE POINTS:

45 (117-72) vs. Bethesda, November 9, 2023

SAN JOSÉ STATE LOST BY 30 OR MORE POINTS:

32 (82-50), at Boise State, Feb. 20, 2024

SAN JOSÉ STATE WON FIVE OR MORE STRAIGHT GAMES:

5, Dec. 5, 1998 through Dec. 27, 1998

SAN JOSÉ STATE WON AN IN-SEASON TOURNAMENT:

2011 Elgin Baylor Classic in Seattle, Wash.

SAN JOSÉ STATE BEAT A NATIONALLY-RANKED TEAM:

Alabama was ranked 19th in the Associated Press poll on Dec. 27, 1996, when San José State posted a 60-59 overtime win in the Comerica Cable Car Classic.

A SPARTAN HAD A TRIPLE-DOUBLE

18 pts, 10 reb., 10 assists, by Omari Moore, vs. New Mexico, Feb. 20, 2022

2023-24 San José State Men's Basketball

20-20-20-20



Official Basketball Box Score - Final
UC Irvine at San Jose St.
 11/07/23 Provident Credit Union Event Center, San Jose, CA
 2023-24 Men's Basketball

Game Time: 7:00 PM
 Game Duration: 1:57
 Attendance: 1,821

Officials: Greg Nixon, Gerry Pollard, Tony Padilla

NO.	Name	Min	FG		3P		FT		Rebounds		Fouls		TP	AS	TO	ST	Blocks		+/-
			M-A	M-A	M-A	M-A	OR	DR	PF	FD	BS	BA							
11	Devin Tillis	26:07	4-9	0-2	4-4	1	4	5	4	2	12	2	1	1	0	0	0	-3	
15	Bent Leuchten	C 22:38	4-9	0-1	6-9	2	4	6	1	6	14	1	1	1	0	0	-2		
2	Justin Hohn	G 27:11	3-9	2-5	0-2	0	4	4	2	2	8	0	3	0	0	0	-2		
3	Pierre Crockrell II	G 22:30	2-5	0-0	0-0	0	0	0	3	0	4	5	2	0	0	1	-1		
4	Andre Henry	G 27:50	3-8	0-1	1-2	1	5	6	0	1	7	1	0	2	0	1	-8		
2	Langston Redfield	13:01	0-1	0-0	0-0	1	0	1	0	0	0	1	2	0	1	1	-8		
1	Derin Saran	17:30	3-5	0-1	2-4	0	1	1	1	4	8	0	1	0	0	0	-9		
13	Hayden Welling	02:56	0-0	0-0	0-0	0	0	0	0	0	0	0	1	0	0	0	-1		
31	Dean Keeler	12:58	2-5	0-0	3-5	0	2	2	3	4	7	1	1	0	0	0	-7		
0	Dylan Thorneer	11:58	0-2	0-0	0-0	1	1	0	0	0	0	0	1	0	0	0	-4		
43	Akiva McBirney-Griffin	04:24	1-1	0-0	0-0	0	0	0	0	1	2	0	0	0	0	0	1		
10	Ofure Ujadughele	10:57	1-1	0-0	0-0	1	3	4	0	2	0	3	1	0	0	0	-4		
Team						1	0	1			0								
Totals		23:55	2-12	16-26	7	24	31	21	19	64	11	15	7	1	3	0	-8		

Technical Fouls: NONE

Shooting By Period	
1st FG%	10-25 40.0%
3PT%	1-5 20.0%
FT%	3-8 37.5%
2nd FG%	13-30 43.3%
3PT%	1-7 14.3%
FT%	13-18 72.2%
GM FG%	23-55 41.8%
3PT%	2-12 16.7%
FT%	16-26 61.5%

Dead Ball Rebounds: 10, 1



Official Basketball Box Score - Final
Bethesda (CA) at San Jose St.
 11/09/23 Provident Credit Union Event Center, San Jose, CA
 2023-24 Men's Basketball

Game Time: 6:00 PM
 Game Duration: 1:44
 Attendance: 1,484

Officials: Verne Harris, Michael Greenstein, Doug Sturdivan

NO.	Name	Min	FG		3P		FT		Rebounds		Fouls		TP	AS	TO	ST	Blocks		+/-
			M-A	M-A	M-A	M-A	OR	DR	PF	FD	BS	BA							
0	Stephen Perry	G 27:55	5-11	3-7	2-2	0	1	1	2	4	15	1	3	0	0	0	0	-26	
1	Jonathan Joseph	G 21:51	2-4	1-1	5-6	0	0	0	3	2	10	1	0	1	0	2	-20		
10	Jonathan Ieleji	G 36:18	11-23	3-9	6-8	0	3	3	1	5	31	0	2	5	0	1	-37		
23	Michael Henry	G 20:09	2-7	0-2	0-0	0	2	2	5	2	4	0	3	0	0	2	-21		
24	Selah Robins	G 29:16	1-4	0-0	0-0	1	5	6	2	0	2	0	1	0	0	0	-28		
4	Amare Chapel	12:37	2-4	1-3	0-0	0	1	1	1	0	5	1	1	0	0	0	-18		
21	Andre Wright	24:19	0-2	0-1	0-0	0	4	4	3	1	0	1	1	2	0	0	-31		
15	Kizhonie Blunt	02:59	0-0	0-0	0-0	1	1	1	0	0	0	1	0	0	0	0	-3		
33	Jayland Reed	11:27	1-4	1-3	0-0	0	1	1	1	0	3	0	1	0	0	0	-16		
32	Timmy Yee	09:27	0-0	0-0	0-0	1	0	1	0	0	1	2	0	0	0	0	-17		
13	Michael Plumley	03:42	1-2	0-0	0-0	0	0	0	0	0	2	0	0	0	0	0	-8		
Team						1	3	4			0								
Totals		25:61	9-26	13-16	3	21	24	21	14	72	5	15	8	0	5	-45			

Technical Fouls: Coach 1st 3, 40

Shooting By Period	
1st FG%	17-32 53.1%
3PT%	5-12 41.7%
FT%	8-9 88.9%
2nd FG%	8-29 27.6%
3PT%	4-14 28.6%
FT%	5-7 71.4%
GM FG%	25-61 41.0%
3PT%	9-26 34.6%
FT%	13-16 81.3%

Dead Ball Rebounds: 3, 0

NO.	Name	Min	FG		3P		FT		Rebounds		Fouls		TP	AS	TO	ST	Blocks		+/-
			M-A	M-A	M-A	M-A	OR	DR	PF	FD	BS	BA							
5	Tibet Gorener	F 32:33	4-8	3-4	6-6	2	3	5	0	3	17	0	4	0	1	0	1		
15	Trey Anderson	F 33:37	7-9	2-3	3-4	0	4	4	2	6	19	2	0	2	1	0	18		
4	Adrame Diongue	C 14:56	3-4	0-0	0-0	1	3	4	5	0	6	1	1	1	0	0	0		
0	Myron Amey Jr.	G 28:08	3-8	0-2	6-6	0	5	5	1	5	12	1	2	2	0	0	8		
13	Alvaro Cardenas	G 35:15	4-11	1-4	2-3	1	1	2	3	4	11	7	2	2	0	1	5		
6	Latrell Davis	13:56	0-1	0-0	0-2	1	2	3	1	0	1	1	0	0	0	0	3		
21	William Humer	25:04	2-8	1-7	2-2	0	4	4	2	2	7	1	3	0	0	0	8		
2	Rickey Mitchell Jr.	03:40	0-1	0-1	0-0	0	0	0	0	0	0	1	0	0	0	0	1		
25	Ryen Perry	12:51	0-0	0-0	0-0	0	2	2	1	0	0	0	0	0	1	0	-4		
Team						0	1	1			0								
Totals		23:50	7-21	19-23	5	25	30	19	21	72	13	15	7	3	1	8			

Technical Fouls: NONE

Shooting By Period	
1st FG%	9-23 39.1%
3PT%	2-8 25.0%
FT%	4-6 66.7%
2nd FG%	14-27 51.9%
3PT%	5-13 38.5%
FT%	15-17 88.2%
GM FG%	23-50 46.0%
3PT%	7-21 33.3%
FT%	19-23 82.6%

Dead Ball Rebounds: 1, 0

NO.	Name	Min	FG		3P		FT		Rebounds		Fouls		TP	AS	TO	ST	Blocks		+/-
			M-A	M-A	M-A	M-A	OR	DR	PF	FD	BS	BA							
5	Tibet Gorener	F 25:24	11-15	4-5	0-1	3	6	9	2	2	26	0	1	1	0	0	27		
15	Trey Anderson	F 18:08	5-10	2-5	1-1	2	5	7	3	1	13	1	1	0	0	0	27		
4	Adrame Diongue	C 19:55	2-4	0-0	0-0	0	5	6	1	1	4	2	4	1	3	0	21		
0	Myron Amey Jr.	G 24:22	4-9	2-7	2-3	0	5	5	0	3	12	4	1	2	2	0	26		
13	Alvaro Cardenas	G 28:21	5-9	0-1	4-5	0	2	2	3	3	14	8	3	0	0	0	26		
21	William Humer	13:58	4-6	0-2	3-3	1	1	2	1	2	11	4	0	0	0	0	12		
25	Ryen Perry	14:52	1-1	0-0	0-1	0	1	1	0	2	2	3	2	1	0	0	12		
6	Latrell Davis	20:10	4-7	0-2	8-10	2	1	3	2	6	16	3	2	2	0	0	20		
2	Rickey Mitchell Jr.	13:58	3-5	1-3	0-0	1	1	2	0	2	7	1	0	2	0	0	17		
7	Pasha Goodarzi	11:03	1-4	1-4	0-0	0	2	2	1	0	3	2	0	0	0	0	17		
20	Christian Wise	06:07	3-4	0-0	0-0	1	2	0	0	0	6	0	0	0	0	0	14		
24	Bennett Blackerby	03:42	1-1	1-1	0-0	0	0	0	0	0	3	0	0	0	0	0	8		
Team						0	2	2			0								
Totals		44:75	11-30	18-24	15	33	48	14	20	117	28	14	9	5	0	45			

Technical Fouls: NONE

UCI	SJSU	Points from		Turnovers	Paint	Second Chance	Fast Breaks	Bench
		1st	2nd					
3 (1 st 19:31)	13 (2 nd 12:12)	13	13	24	40	64	24	48
7 (2 nd 10:01)	9 (2 nd 12:12)	24	48	72				

UCI	SJSU	Points from		Turnovers	Paint	Second Chance	Fast Breaks	Bench
		1st	2nd					
3 (1 st 19:31)	13 (2 nd 12:12)	13	13	24	40	64	24	48
7 (2 nd 10:01)	9 (2 nd 12:12)	24	48	72				

UCI	SJSU	Points from		Turnovers	Paint	Second Chance	Fast Breaks	Bench
		1st	2nd					
3 (1 st 19:31)	13 (2 nd 12:12)	13	13	24	40	64	24	48
7 (2 nd 10:01)	9 (2 nd 12:12)	24	48	72				



Official Basketball Box Score - Final
San Jose St. at Texas Tech
 11/12/23 United Supermarkets Arena, Lubbock
 2023-24 Men's Basketball

Game Time: 1:00 PM
 Game Duration: 1:55
 Attendance: 10,443

Officials: Darron George, Chris Pacsi, James Duke

NO.	Name	Min	FG		3P		FT		Rebounds		Fouls		TP	AS	TO	ST	Blocks		+/-
			M-A	M-A	M-A	M-A	OR	DR	PF	FD	BS	BA							
5	Tibet Gorener	F 36:50	0-7	0-4	0-0	0	3	0	3	1	0	0	3	1	1	2	-12		
15	Trey Anderson	F 35:41	4-9	1-5</															

2023-24 San José State Men's Basketball

22-22-22-22



Official Basketball Box Score - Final
San Jose St. at Montana
12/02/23 Dahlberg Arena, Missoula
2023-24 Men's Basketball

Game Time: 1:00 PM
Game Duration: 1:46
Attendance: 2,524



Official Basketball Box Score - Final
San Jose St. at North Dakota St.
12/04/23 Scheels Center, Fargo
2023-24 Men's Basketball

Game Time: 7:00 PM
Game Duration: 2:07
Attendance: 1,946

Officials: Chad Shepherd, Justin Albrecht, Tommy Johnson

Officials: Lewis Garrison, Todd Von Sossan, Steve McJunkins

San Jose St. - 58
Record: 5-4
Table with columns: NO. Name, Min, FG, 3P, FT, Rebounds, Fouls, TP, AS, TO, ST, Blocks, +/-

Shooting By Period
1st FG% 9:25 36.0%
3PT% 3-8 37.5%
FT% 3-7 42.9%
2nd FG% 13:25 52.0%
3PT% 2-9 22.2%
FT% 6-7 85.7%
GM FG% 22:50 44.0%
3PT% 5-17 29.4%
FT% 9-14 64.3%
Dead Ball Rebounds: 2, 0

San Jose St. - 78
Record: 5-5
Table with columns: NO. Name, Min, FG, 3P, FT, Rebounds, Fouls, TP, AS, TO, ST, Blocks, +/-

Shooting By Period
1st FG% 11:24 41.4%
3PT% 4-11 36.4%
FT% 0-3 0%
2nd FG% 17:33 51.5%
3PT% 1-8 12.5%
FT% 9-10 90%
3PT% 1-7 14.3%
OT FG% 2-7 28.6%
3PT% 0-4 0%
FT% 2-2 100%
GM FG% 31:69 44.9%
3PT% 5-23 21.7%
FT% 11-15 73.3%
Dead Ball Rebounds: 3, 0

Technical Fouls: NONE

Montana - 75
Record: 3-4
Table with columns: NO. Name, Min, FG, 3P, FT, Rebounds, Fouls, TP, AS, TO, ST, Blocks, +/-

Shooting By Period
1st FG% 16:33 48.5%
3PT% 4-10 40.0%
FT% 0-0 0%
2nd FG% 15:31 48.4%
3PT% 4-12 33.3%
FT% 5-5 100%
GM FG% 31:64 48.4%
3PT% 8-22 36.4%
FT% 5-5 100.0%
Dead Ball Rebounds: 0, 0

North Dakota St. - 83
Record: 5-4
Table with columns: NO. Name, Min, FG, 3P, FT, Rebounds, Fouls, TP, AS, TO, ST, Blocks, +/-

Shooting By Period
1st FG% 11:24 45.8%
3PT% 8-14 57.1%
FT% 6-9 66.7%
2nd FG% 13:27 48.1%
3PT% 3-8 37.5%
FT% 7-18 38.9%
OT FG% 3-6 50.0%
3PT% 1-2 50.0%
FT% 4-5 80%
GM FG% 27:57 47.4%
3PT% 12:24 50.0%
FT% 17:32 53.1%
Dead Ball Rebounds: 7, 1

Technical Fouls: NONE

Summary table with columns: SJSU, NDSU, Points from Turnovers, Paint, Second Chance, Fast Breaks, Bench

Summary table with columns: SJS, MON, Points from Turnovers, Paint, Second Chance, Fast Breaks, Bench



Official Basketball Box Score - Final
New Orleans at San Jose St.
12/09/23 Provident Credit Union Event Center, San Jose, CA
2023-24 Men's Basketball

Game Time: 2:00 PM
Game Duration: 1:51
Attendance: 1,747



Official Basketball Box Score - Final
Montana at San Jose St.
12/17/23 Provident Credit Union Event Center, San Jose
2023-24 Men's Basketball

Game Time: 2:00 PM
Game Duration: 1:43
Attendance: 1,701

Officials: Michael Scyphers, Shawn Lehigh, Matt Ditty

Officials: Glen Mayberry, Martin Chockoi, Doug Sturdivan

New Orleans - 82
Record: 4-5
Table with columns: NO. Name, Min, FG, 3P, FT, Rebounds, Fouls, TP, AS, TO, ST, Blocks, +/-

Shooting By Period
1st FG% 18:37 48.6%
3PT% 6-11 54.5%
FT% 2-5 40%
2nd FG% 15:36 41.7%
3PT% 1-8 12.5%
FT% 7-9 77.8%
GM FG% 33:73 45.2%
3PT% 7-19 36.3%
FT% 9-14 64.3%
Dead Ball Rebounds: 1, 0

Montana - 86
Record: 6-4
Table with columns: NO. Name, Min, FG, 3P, FT, Rebounds, Fouls, TP, AS, TO, ST, Blocks, +/-

Shooting By Period
1st FG% 15:34 44.1%
3PT% 4-13 30.8%
FT% 3-6 50%
2nd FG% 13:24 54.2%
3PT% 3-10 30.0%
FT% 20-21 95.2%
GM FG% 28:58 48.3%
3PT% 7-23 30.4%
FT% 23-27 85.2%
Dead Ball Rebounds: 4, 0

Technical Fouls: NONE

San Jose St. - 87
Record: 6-5
Table with columns: NO. Name, Min, FG, 3P, FT, Rebounds, Fouls, TP, AS, TO, ST, Blocks, +/-

Shooting By Period
1st FG% 16:33 48.5%
3PT% 6-17 35.3%
FT% 2-11 18.2%
2nd FG% 17:30 56.7%
3PT% 3-9 33.3%
FT% 10-14 71.4%
GM FG% 33:63 52.4%
3PT% 9-26 34.6%
FT% 12-25 48.0%
Dead Ball Rebounds: 5, 0

San Jose St. - 75
Record: 6-6
Table with columns: NO. Name, Min, FG, 3P, FT, Rebounds, Fouls, TP, AS, TO, ST, Blocks, +/-

Shooting By Period
1st FG% 15:31 48.4%
3PT% 7-12 58.3%
FT% 3-5 60%
2nd FG% 14:34 41.2%
3PT% 4-14 28.6%
FT% 3-4 75%
GM FG% 29:65 44.6%
3PT% 11-26 42.3%
FT% 6-9 66.7%
Dead Ball Rebounds: 1, 0

Technical Fouls: Davis 1st 10:15

Summary table with columns: UNO, SJSU, Points from Turnovers, Paint, Second Chance, Fast Breaks, Bench

Summary table with columns: MONT, SJSU, Points from Turnovers, Paint, Second Chance, Fast Breaks, Bench

2023-24 San José State Men's Basketball

25-25-25-25



Official Basketball Box Score - Final
San Jose State at #17 Utah State
01/30/24 Dee Glen Smith Spectrum, Logan, Utah
2023-24 Men's Basketball

Game Time: 7:00 PM
Game Duration: 1:46
Attendance: 8,599



Official Basketball Box Score - Final
San Jose St. at Nevada
02/02/24 Lawlor Events Center, Reno
2023-24 Men's Basketball

Game Time: 8:00 PM
Game Duration: 1:55
Attendance: 8,512

Officials: Randy McCall, Greg Nixon, DG Nelson

Officials: Verne Harris, Kip Kissinger, Michael Irving

San Jose State - 61. Record: 8-13 (1-7). Table with columns for NO. Name, Min, FG, 3P, FT, Rebounds, Fouls, TP, AS, TO, ST, Blocks, +/-, Shooting By Period, and Totals.

San Jose St. - 60. Record: 9-14 (1-8). Table with columns for NO. Name, Min, FG, 3P, FT, Rebounds, Fouls, TP, AS, TO, ST, Blocks, +/-, Shooting By Period, and Totals.

#17 Utah State - 82. Record: 19-2 (7-1). Table with columns for NO. Name, Min, FG, 3P, FT, Rebounds, Fouls, TP, AS, TO, ST, Blocks, +/-, Shooting By Period, and Totals.

Nevada - 90. Record: 17-5 (4-4). Table with columns for NO. Name, Min, FG, 3P, FT, Rebounds, Fouls, TP, AS, TO, ST, Blocks, +/-, Shooting By Period, and Totals.

Summary table for San Jose State vs Utah State with columns for SJSU, USU, Points from Turnovers, Paint, Second Chance, Fast Breaks, Bench, and Period by Period Scoring.

Summary table for Nevada vs San Jose St. with columns for SJSU, NEV, Points from Turnovers, Paint, Second Chance, Fast Breaks, Bench, and Period by Period Scoring.



Official Basketball Box Score - Final
Fresno St. at San Jose St.
02/09/24 Priverd Credit Union Event Center, San Jose
2023-24 Men's Basketball

Game Time: 7:00 PM
Game Duration: 1:45
Attendance: 3,284



Official Basketball Box Score - Final
San Jose St. at Colorado St.
02/09/24 Moby Arena, Fort Collins
2023-24 Men's Basketball

Game Time: 7:30 PM
Game Duration: 1:45
Attendance: 7,783

Officials: Randy Richardson, Lewis Garrison, Tommy Johnson

Officials: Randy McCall, Kipp Kissinger, Michael Reed

Fresno St. - 69. Record: 10-13 (3-7). Table with columns for NO. Name, Min, FG, 3P, FT, Rebounds, Fouls, TP, AS, TO, ST, Blocks, +/-, Shooting By Period, and Totals.

San Jose St. - 47. Record: 8-16 (1-10). Table with columns for NO. Name, Min, FG, 3P, FT, Rebounds, Fouls, TP, AS, TO, ST, Blocks, +/-, Shooting By Period, and Totals.

San Jose St. - 57. Record: 8-15 (1-9). Table with columns for NO. Name, Min, FG, 3P, FT, Rebounds, Fouls, TP, AS, TO, ST, Blocks, +/-, Shooting By Period, and Totals.

Colorado St. - 66. Record: 19-5 (7-4). Table with columns for NO. Name, Min, FG, 3P, FT, Rebounds, Fouls, TP, AS, TO, ST, Blocks, +/-, Shooting By Period, and Totals.

Summary table for Fresno State vs San Jose State with columns for FS, SJSU, Points from Turnovers, Paint, Second Chance, Fast Breaks, Bench, and Period by Period Scoring.

Summary table for San Jose State vs Colorado State with columns for SJSU, CSU, Points from Turnovers, Paint, Second Chance, Fast Breaks, Bench, and Period by Period Scoring.



#0
Myron (MJ)
Amey Jr.
G • 6-2 • 185 • JR
Vacaville, Calif./
Scotland Prep

*Returned to action in 2023-24 after playing just nine games before an injury sidelined him for the rest of the season

* Named to the All-Tournament team at Paradise Jam, leading the tournament with 14 assists and 16.0 points, 4.67 assists and 2.0 steals per game

*Shot 6-for-6 from the free-throw line against UC Irvine and 8-for-8 from the line against San Diego State

*Recorded the second double-double of his career, against North Dakota State at home (14 pts, 10 reb)

*Scored 29 points and made four three-pointers versus New Orleans

*Filled the stat sheet with 17 points, nine rebounds, five assists, four steals and one block against Santa Clara

*Scored 30 points overall and 25 points in the first half against Boise State at home

*Produced 20 or more points in back-to-back games, against Boise State then San Diego State

*Hit the game-winning buzzer beater 3-pointer at Air Force and led the Spartans with 16 points

*Scored a game-high 24 points against New Mexico at home

*Scored 18-plus points in four straight games from Feb. 13-23

Season Highs	Career Highs
30, vs. Boise St., 1/5	Points..... 32, Bethesda, 1/8/22
11, Two games	FG Made 13, Bethesda, 1/8/22
19, vs. New Orleans, 12/9	FG Att. 21, Bethesda, 1/8/22
5, vs. Boise St., 1/5	3pt Made 5, Four games
10, vs. Boise St., 1/5	3pt Attempted..... 10, Boise St., 1/5/24
8, Two games	FT Made..... 8, Two games
10, vs. Air Force, 2/13	FT Attempted 10, Air Force, 2/13/24
10, vs. North Dakota St, 11/27	Rebounds....12, San Diego St., 2/9/22
6, vs. Wyoming, 2/17	Assists6, vs. Wyoming, 2/17/24
2, Three games	Blocks..... 2, Four games
4, Two games	Steals 4, Three games

- 20+ Point Games (12)**
- 32 - vs. Bethesda, 1/8/22
- 30 - vs. Boise State, 1/5/24**
- 29 - vs. New Orleans, 12/9/23**
- 25 - vs. Air Force, 2/13/24**
- 24 - at Boise State, 2/5/22
- 24 - vs. New Mexico 1/24/24**
- 23 - vs. UNLV, 1/17/22
- 23 - vs. San Diego St., 2/9/22
- 22 - at Cal Poly, 11/29/23**
- 21 - vs. Boise State, 2/20/24**
- 21 - vs. Abilene Christian, 11/17/23**
- 20 - vs. San Diego St., 1/9/24**

- 10+ Rebounds (2)**
- 12 - vs. San Diego St., 2/9/22
- 10 - vs. North Dakota St., 11/27/23**

- 5+ Assist Games (4)**
- 6 - vs. Wyoming, 2/17/24**
- 5 - vs. Abilene Christian, 11/17/23**
- 5 - vs. Norfolk State, 11/18/23**
- 5 - vs. Santa Clara, 12/20/23**

Opponent	Date	GS	MIN	Total		3-Pointers		Free throws		Rebounds				PF	A	TO	BLK	STL	PTS	AVG
				FG-FGA	PCT	3FG-3FGA	PCT	FT-FTA	PCT	OFF	DEF	TOT	AVG							
UC Irvine	11/07/2023	*	28:08	3-8	.375	0-2	.000	6-6	1.000	0	5	5	5.0	1	1	2	0	2	12	12.0
Bethesda (CA)	11/09/2023	*	24:22	4-9	.444	2-7	.286	2-3	.667	0	5	5	5.0	0	4	1	2	2	12	12.0
at Texas Tech	11/12/2023	*	23:30	2-11	.182	0-4	.000	1-2	.500	0	2	2	4.0	1	0	0	2	0	5	9.7
vs Abilene Christian	11/17/2023	*	30:21	9-17	.529	3-7	.429	0-0	.000	1	0	1	3.3	0	5	0	0	2	21	12.5
vs Norfolk St.	11/18/2023	*	25:28	5-10	.500	4-8	.500	1-2	.500	0	1	1	2.8	2	5	3	0	1	15	13.0
vs Hampton	11/20/2023	*	34:02	5-13	.385	1-5	.200	1-3	.333	3	2	5	3.2	1	4	1	0	3	12	12.8
North Dakota St.	11/27/2023	*	31:58	5-9	.556	1-2	.500	3-3	1.000	1	9	10	4.1	1	4	0	0	1	14	13.0
at Cal Poly	11/29/2023	*	35:21	7-16	.438	3-5	.600	5-6	.833	1	5	6	4.4	2	2	1	0	2	22	14.1
at Montana	12/02/2023	*	19:42	0-4	.000	0-2	.000	0-0	.000	0	1	1	4.0	1	2	2	0	0	0	12.6
at North Dakota St.	12/04/2023	*	33:48	6-15	.400	1-5	.200	2-4	.500	1	5	6	4.2	4	4	0	0	2	15	12.8
New Orleans	12/09/2023	*	36:54	11-19	.579	4-9	.444	3-5	.600	1	6	7	4.5	1	1	3	0	1	29	14.3
Montana	12/17/2023	*	37:40	6-15	.400	2-7	.286	1-2	.500	0	0	0	4.1	4	4	1	0	3	15	14.3
Santa Clara	12/20/2023	*	38:41	6-13	.462	3-9	.333	2-2	1.000	0	9	9	4.5	0	5	0	1	4	17	14.5
at Wyoming	01/02/2024	*	26:48	2-8	.250	2-6	.333	0-0	.000	0	4	4	4.4	3	2	1	0	0	6	13.9
Boise St.	01/05/2024	*	38:01	11-18	.611	5-10	.500	3-4	.750	0	6	6	4.5	2	4	4	0	3	30	15.0
San Diego St.	01/09/2024	*	35:38	5-12	.417	2-7	.286	8-8	1.000	0	3	3	4.4	2	2	3	0	2	20	15.3
at Air Force	01/13/2024	*	36:51	5-12	.417	2-4	.500	4-4	1.000	0	9	9	4.7	0	2	1	1	1	16	15.4
at Fresno St.	01/16/2024	*	35:37	4-12	.333	3-5	.600	2-3	.667	0	4	4	4.7	3	4	2	0	0	13	15.2
New Mexico	01/24/2024	*	34:59	8-17	.471	4-9	.444	4-4	1.000	1	8	9	4.9	1	4	4	1	1	24	15.7
UNLV	01/27/2024	*	39:01	7-14	.500	1-6	.167	3-3	1.000	0	5	5	4.9	0	3	1	0	1	18	15.8
at Utah St.	01/30/2024	*	34:03	6-18	.333	1-7	.143	1-1	1.000	2	5	7	5.0	0	2	3	0	2	14	15.7
at Nevada	02/02/2024	*	24:58	4-10	.400	1-7	.143	1-2	.500	0	5	5	5.0	1	4	4	0	0	10	15.5
Fresno St.	02/06/2024	*	27:43	3-11	.273	1-5	.200	0-0	.000	1	5	6	5.0	3	4	3	0	0	7	15.1
at Colorado St.	02/09/2024	*	35:10	4-13	.308	3-8	.375	2-4	.500	0	2	2	4.9	0	0	2	0	1	13	15.0
Air Force	02/13/2024	*	36:33	7-12	.583	3-3	1.000	8-10	.800	0	4	4	4.9	1	1	2	1	3	25	15.4
Wyoming	02/17/2024	*	36:21	7-16	.438	3-5	.600	2-2	1.000	0	3	3	4.8	1	6	1	0	4	19	15.5
at Boise St.	02/20/2024	*	32:01	8-15	.533	3-7	.429	2-3	.667	0	4	4	4.8	2	2	4	2	3	21	15.7
Nevada	02/23/2024	*	37:35	7-15	.467	4-9	.444	0-0	.000	0	4	4	4.8	2	4	0	0	2	18	15.8
Totals			28	911:14	.434	62-170	.365	67-86	.779	12	121	133	4.8	39	85	49	10	46	443	15.8

Player Averages

Games Played	Minutes/game	Points/game	FG Pct	3FG Pct	FT Pct	Rebounds/game	Assists/game	Turnovers/game	Assist/Turnover ratio	Steals/game	Blocks/game
28	32.5	15.8	43.4	36.5	77.9	4.8	3.0	1.8	1.7	1.6	0.4

SEASON	TEAM	GP-GS	MIN/AVG	Field Goals		3-Point		F-Throws		Rebounds				Scoring						
				FG-FGA	FG%	3FG-3FGA	3FG%	FT-FTA	FT%	OFF	DEF	TOT	AVG	PF-FO	A	TO	BLK	STL	PTS	AVG
2021-22	SJSU	25-4	453/18.1	86-196	.439	32-85	.376	32-44	.727	19	54	73	2.9	22-0	21	32	3	18	236	9.4
2022-23	SJSU	9-0	117/13.0	18-48	.375	7-22	.318	7-9	.778	1	9	10	1.1	8-0	7	8	1	3	50	5.6
2023-24	SJSU	28-28	911/32.5	157-362	.434	62-170	.365	67-86	.779	12	121	133	4.8	39-0	85	49	10	46	443	15.8
TOTAL		62-32	1482/23.9	261-606	.431	101-277	.365	106-139	.763	32	184	216	3.5	69-0	113	89	14	67	729	11.8



#1
Garrett
Anderson
G • 6-6 • 190 • SO
Phoenix, Ariz./
PHH Prep

- * Played his first game of the season, against North Dakota State, scoring four points
- *Had a rebound, a steal and an assist against Cal Poly
- *Scored six points against Montana
- *Registered a block at North Dakota State
- *Scored eight points and swiped a career-high three steals against New Orleans

Season Highs..... Career Highs
 8, Two games Points..... 13, Boise State, 2/25/23
 4, vs. New Orleans, 12/9 FG Made4, New Orleans, 12/9/23
 8, at Air Force, 1/13 FG Att..... 10, Boise State, 2/25/23
 2, vs. Fresno State, 2/6..... 3pt Made 3, Boise State, 2/25/23
 5, at Wyoming, 1/2 3pt Att..... 9, Boise State, 2/25/23
 2, Two games FT Made..... 4, Three games
 2, Four games..... FT Attempted5, UNLV, 12/28/22
 4, vs. Montana, 12/17Rebounds..... 4, Montana , 12/17/23
 4, vs. Air Force, 2/13 Assists4, Air Force, 2/13/24
 1, Two gamesBlocks..... 1, Four games
 3, vs. New Orleans, 12/9 Steals3, New Orleans, 12/9/23

- *Hit his first three-pointer of the year and grabbed four rebounds at Montana
- *Scored eight points and made two 3-pointers versus Fresno State at home
- *Was a game-high +18 and dished out four assists against Air Force at home

Opponent	Date	GS	MIN	Total		3-Pointers		Free throws		Rebounds				PF	A	TO	BLK	STL	PTS	AVG
				FG-FGA	PCT	3FG-3FGA	PCT	FT-FTA	PCT	OFF	DEF	TOT	AVG							
North Dakota St.	11/27/2023		04:58	2-2	1.000	0-0	.000	0-2	.000	0	0	0	0.0	0	0	0	0	0	4	4.0
at Cal Poly	11/29/2023		14:35	0-5	.000	0-2	.000	0-2	.000	0	1	1	0.5	1	1	0	0	1	0	2.0
at Montana	12/02/2023		17:24	2-3	.667	0-0	.000	2-2	1.000	1	1	2	1.0	0	0	0	0	6	3.3	
at North Dakota St.	12/04/2023		04:42	0-2	.000	0-0	.000	0-0	.000	0	1	1	1.0	0	0	2	1	0	0	2.5
New Orleans	12/09/2023		20:30	4-7	.571	0-2	.000	0-0	.000	1	1	2	1.2	1	1	1	0	3	8	3.6
Montana	12/17/2023		19:57	1-4	.250	1-2	.500	0-0	.000	0	4	4	1.7	2	0	1	0	0	3	3.5
Santa Clara	12/20/2023		18:34	2-4	.500	1-3	.333	0-0	.000	1	2	3	1.9	1	1	0	0	1	5	3.7
at Wyoming	01/02/2024		14:26	2-8	.250	0-5	.000	2-2	1.000	0	3	3	2.0	0	0	0	0	0	6	4.0
Boise St.	01/05/2024		03:38	0-0	.000	0-0	.000	0-0	.000	0	0	0	1.8	0	0	0	0	0	0	3.6
San Diego St.	01/09/2024		08:48	2-2	1.000	0-0	.000	0-0	.000	0	0	0	1.6	0	0	0	0	0	4	3.6
at Air Force	01/13/2024		20:04	3-8	.375	0-3	.000	0-0	.000	0	1	1	1.5	1	0	1	0	0	6	3.8
at Fresno St.	01/16/2024		02:46	0-1	.000	0-1	.000	0-0	.000	0	0	0	1.4	0	0	0	0	0	0	3.5
New Mexico	01/24/2024		12:12	0-2	.000	0-1	.000	0-0	.000	0	3	3	1.5	1	0	1	0	0	0	3.2
UNLV	01/27/2024		05:01	0-1	.000	0-0	.000	0-0	.000	0	1	1	1.5	3	0	0	0	0	0	3.0
at Utah St.	01/30/2024		08:34	0-2	.000	0-2	.000	0-0	.000	0	0	0	1.4	0	0	0	0	1	0	2.8
at Nevada	02/02/2024		14:15	0-3	.000	0-1	.000	0-0	.000	0	1	1	1.4	3	0	0	0	0	0	2.6
Fresno St.	02/06/2024		23:43	3-4	.750	2-2	1.000	0-1	.000	0	2	2	1.4	3	0	1	1	0	8	2.9
at Colorado St.	02/09/2024		13:04	0-3	.000	0-1	.000	0-0	.000	0	0	0	1.3	1	0	1	0	1	0	2.8
Air Force	02/13/2024		22:12	3-4	.750	0-0	.000	0-1	.000	0	3	3	1.4	0	4	1	1	1	6	2.9
Wyoming	02/17/2024		14:12	1-4	.250	1-3	.333	0-0	.000	0	0	0	1.4	0	1	1	0	0	3	3.0
at Boise St.	02/20/2024		11:45	0-2	.000	0-1	.000	0-0	.000	1	0	1	1.3	1	0	1	0	0	0	2.8
Totals		0	275:21	25-71	.352	5-29	.172	4-10	.400	4	24	28	1.3	18	8	11	3	8	59	2.8

Player Averages

Games Played	Minutes/ game	Points/ game	FG Pct	3FG Pct	FT Pct	Rebounds/ game	Assists/ game	Turnovers/ game	Assist/Turnover ratio	Steals/ game	Blocks/ game
21	13.1	2.8	35.2	17.2	40.0	1.3	0.4	0.5	0.7	0.4	0.1

SEASON	TEAM	GP-GS	MIN/AVG	Field Goals		3-Point		F-Throws		Rebounds				Scoring						
				FG-FGA	FG%	3FG-3FGA	3FG%	FT-FTA	FT%	OFF	DEF	TOT	AVG	PF-FO	A	TO	BLK	STL	PTS	AVG
2022-23	SJSU	30-0	269/9.0	26-83	.313	14-48	.292	18-22	.818	7	23	30	1.0	19-0	5	9	2	8	84	2.8
2023-24	SJSU	21-0	275/13.1	25-71	.352	5-29	.172	4-10	.400	4	24	28	1.3	18-0	8	11	3	8	59	2.8
TOTAL		51-0	544/10.7	51-154	.331	19-77	.247	22-32	.688	11	47	58	1.1	37-0	13	20	5	16	143	2.8



*Made his collegiate debut against UC Irvine

*Scored seven points in the win over Bethesda

*Recorded two rebounds, two steals and an assist against Bethesda

*Scored eight points in back-to-back games on the road (at Montana and North Dakota State)

*Dished out a career-high three assists against Montana

Season Highs.....Career Highs

8, Two gamesPoints.....8, Two games

3, Four gamesFG Made.....3, Four games

7, vs. Wyoming, 2/17.....FG Attempted.....7, Wyoming, 2/17/24

2, Two games3pt Made.....2, Two games

5, Two games3pt Attempted.....5, Two games

2, vs. Boise St, 2/20.....FT Made.....2, vs. Boise St, 2/20/24

2, vs. Boise St, 2/20.....FT Att.....2, vs. Boise St, 2/20/24

3, at Wyoming, 1/2.....Rebounds.....3, Wyoming, 1/2/23

3, vs. Montana, 12/17.....Assists.....3, Montana, 12/17/23

1, at Wyoming, 1/2.....Blocks.....1, Wyoming, 1/2/24

2, Two gamesSteals.....2, Two games

#2
Rickey Mitchell Jr.
G • 6-4 • 172 • FR
Aurora, Colo./
Smoky Hill HS

*Registered his first career block, at Wyoming

Opponent	Date	GS	MIN	Total		3-Pointers		Free throws		Rebounds				PF	A	TO	BLK	STL	PTS	AVG
				FG-FGA	PCT	3FG-3FGA	PCT	FT-FTA	PCT	OFF	DEF	TOT	AVG							
UC Irvine	11/07/2023		03:40	0-1	.000	0-1	.000	0-0	.000	0	0	0	0.0	2	0	1	0	0	0	0.0
Bethesda (CA)	11/09/2023		13:58	3-5	.600	1-3	.333	0-0	.000	1	1	2	1.0	2	1	0	0	2	7	3.5
at Texas Tech	11/12/2023		04:39	0-0	.000	0-0	.000	0-0	.000	0	0	0	0.7	0	0	0	0	0	2.3	
vs Norfolk St.	11/18/2023		03:01	1-1	1.000	1-1	1.000	0-0	.000	0	0	0	0.5	1	2	0	0	3	2.5	
North Dakota St.	11/27/2023		03:55	0-1	.000	0-1	.000	0-0	.000	0	0	0	0.4	0	0	0	0	0	2.0	
at Montana	12/02/2023		18:23	3-6	.500	2-5	.400	0-0	.000	1	0	1	0.5	0	1	1	0	2	8	3.0
at North Dakota St.	12/04/2023		25:10	3-6	.500	2-5	.400	0-0	.000	1	1	2	0.7	3	1	0	0	1	8	3.7
New Orleans	12/09/2023		08:46	1-3	.333	0-2	.000	0-0	.000	0	2	2	0.9	0	1	0	0	2	3.5	
Montana	12/17/2023		12:57	0-0	.000	0-0	.000	0-0	.000	0	0	0	0.8	2	3	0	0	0	0	3.1
at Wyoming	01/02/2024		06:46	1-2	.500	0-1	.000	0-0	.000	2	1	3	1.0	2	1	0	1	0	2	3.0
at Air Force	01/13/2024		08:57	1-2	.500	1-2	.500	0-0	.000	0	0	0	0.9	1	0	0	0	0	3	3.0
at Fresno St.	01/16/2024		04:13	0-0	.000	0-0	.000	0-0	.000	0	0	0	0.8	0	0	0	0	0	0	2.8
New Mexico	01/24/2024		01:57	0-2	.000	0-1	.000	0-0	.000	0	0	0	0.8	0	0	0	0	0	0	2.5
at Utah St.	01/30/2024		11:52	1-2	.500	1-2	.500	0-0	.000	0	0	0	0.7	0	1	1	0	0	3	2.6
at Nevada	02/02/2024		13:51	2-4	.500	0-2	.000	0-0	.000	1	1	2	0.8	3	0	0	0	0	4	2.7
Fresno St.	02/06/2024		12:02	1-2	.500	1-1	1.000	0-0	.000	0	0	0	0.8	0	0	1	0	0	3	2.7
at Colorado St.	02/09/2024		06:01	0-1	.000	0-1	.000	0-0	.000	0	1	1	0.8	1	0	0	0	0	0	2.5
Air Force	02/13/2024		04:31	0-0	.000	0-0	.000	0-0	.000	0	0	0	0.7	0	1	0	0	0	0	2.4
Wyoming	02/17/2024	*	24:35	3-7	.429	1-3	.333	0-0	.000	0	1	1	0.7	1	2	0	0	0	7	2.6
at Boise St.	02/20/2024		17:12	1-4	.250	1-4	.250	2-2	1.000	1	1	2	0.8	2	1	0	0	0	5	2.8
Nevada	02/23/2024		06:19	0-0	.000	0-0	.000	0-0	.000	0	0	0	0.8	1	0	1	0	0	0	2.6
Totals		1	212:44	21-49	.429	11-35	.314	2-2	1.000	7	9	16	0.8	21	14	7	1	5	55	2.6

Player Averages

Games Played	Minutes/ game	Points/ game	FG Pct	3FG Pct	FT Pct	Rebounds/ game	Assists/ game	Turnovers/ game	Assist/Turnover ratio	Steals/ game	Blocks/ game
21	10.1	2.6	42.9	31.4	100.0	0.8	0.7	0.3	2.0	0.2	0.0

				Field Goals		3-Point		F-Throws		Rebounds				Scoring						
SEASON	TEAM	GP-GS	MIN/AVG	FG-FGA	FG%	3FG-3FGA	3FG%	FT-FTA	FT%	OFF	DEF	TOT	AVG	PF-FO	A	TO	BLK	STL	PTS	AVG
2023-24	SJSU	21-1	213/10.1	21-49	.429	11-35	.314	2-2	1.000	7	9	16	0.8	21-0	14	7	1	5	55	2.6
TOTAL		21-1	213/10.1	21-49	.429	11-35	.314	2-2	1.000	7	9	16	0.8	21-0	14	7	1	5	55	2.6



*Made his San José State debut against UC Irvine

*Registered seven points at Texas Tech and six points, all dunks, against UC Irvine

*Grabbed a team-best 11 rebounds in the win over Bethesda

*Added nine rebounds versus Abilene Christian

*Recorded three blocks against Bethesda

#4
Adrame
Diongue
C • 7-0 • 190 • SO
Dakar, Senegal/
Washington State

10+ Rebound Games (1)
11 - vs. Bethesda, 11/9/23

3+ Block Games (8)
4 - at Wyoming, 1/2/24
4 - vs. Boise St, 1/5/24
4 - vs. New Mexico, 1/24/24
3 - vs. Bethesda, 11/9/23
3 - vs. Norfolk St, 11/18/23
3 - at Fresno St, 1/16/24
3 - UCLA, 12/30/22
3 - Arizona, 1/26/23

*Collected two blocks at Texas Tech

*Recorded three blocks against Norfolk State

*Produced a near double-double against Hampton with nine points and nine rebounds

*Scored nine points at North Dakota State, two of his points were on a lob dunk which was featured on SC-Top10 as the fourth-best play of the day

*Registered 10 points against Santa Clara, shooting an efficient 4-for-5 from the field

*Recorded four blocks in back-to-back games, at Wyoming and versus Boise State

*Collected three blocks and nine rebounds at Fresno State

*Registered four blocks against New Mexico

Season Highs.....	Career Highs
10, Two games.....	Points..... 10, Two games
4, Four games.....	FG Made..... 4, Four games
7, vs. New Mexico, 1/24.....	FG Att..... New Mexico, 1/24/24
.....	3pt Made.....
.....	3pt Att.....1, Prairie View, 11/15/22
3, vs. Hampton, 11/20.....	FT Made.....4, Prairie View, 11/15/22
6, Two games.....	FT Att..... 6, Two games
11, vs. Bethesda, 11/9.....	Rebounds..... 11, Bethesda, 11/9/23
3, vs. New Orleans, 12/9.....	Assists.....3, New Orleans, 12/9/23
4, Three games.....	Blocks..... 4, Three games
2, at Utah State, 1/30.....	Steals..... 2, at Utah State, 1/30/24

Opponent	Date	GS	MIN	Total		3-Pointers		Free throws		Rebounds				PF	A	TO	BLK	STL	PTS	AVG	
				FG-FGA	PCT	3FG-3FGA	PCT	FT-FTA	PCT	OFF	DEF	TOT	AVG								
UC Irvine	11/07/2023	*	14:56	3-4	.750	0-0	.000	0-0	.000	1	3	4	4.0	5	1	1	0	1	6	6.0	
Bethesda (CA)	11/09/2023	*	19:55	2-4	.500	0-0	.000	0-0	.000	5	6	11	7.5	1	2	4	3	1	4	5.0	
at Texas Tech	11/12/2023	*	20:27	3-3	1.000	0-0	.000	1-2	.500	3	3	6	7.0	5	1	4	2	0	7	5.7	
vs Abilene Christian	11/17/2023	*	23:13	2-2	1.000	0-0	.000	1-5	.200	2	7	9	7.5	4	2	2	1	0	5	5.5	
vs Norfolk St.	11/18/2023	*	18:42	2-2	1.000	0-0	.000	2-2	1.000	1	5	6	7.2	3	0	3	3	0	6	5.6	
vs Hampton	11/20/2023	*	29:04	3-3	1.000	0-0	.000	3-6	.500	2	7	9	7.5	1	0	3	1	1	9	6.2	
North Dakota St.	11/27/2023	*	04:44	0-2	.000	0-0	.000	0-0	.000	0	0	0	6.4	5	0	1	1	0	0	5.3	
at Cal Poly	11/29/2023	*	19:01	1-2	.500	0-0	.000	0-0	.000	1	4	5	6.3	5	1	2	1	1	2	4.9	
at Montana	12/02/2023	*	13:12	2-3	.667	0-0	.000	1-2	.500	0	2	2	5.8	2	0	3	1	1	5	4.9	
at North Dakota St.	12/04/2023	*	17:10	4-6	.667	0-0	.000	1-3	.333	0	3	3	5.5	5	0	2	1	0	9	5.3	
New Orleans	12/09/2023	*	14:15	2-3	.667	0-0	.000	0-4	.000	0	3	3	5.3	4	3	1	1	0	4	5.2	
Santa Clara	12/20/2023	*	18:21	4-5	.800	0-0	.000	2-4	.500	0	2	2	5.0	3	0	3	1	0	10	5.6	
at Wyoming	01/02/2024	*	17:47	1-4	.250	0-0	.000	0-0	.000	1	0	1	4.7	1	0	0	4	0	2	5.3	
Boise St.	01/05/2024	*	23:48	4-6	.667	0-0	.000	2-6	.333	3	1	4	4.6	2	1	2	4	1	10	5.6	
San Diego St.	01/09/2024	*	13:24	1-1	1.000	0-0	.000	0-0	.000	1	3	4	4.6	5	0	1	0	0	2	5.4	
at Air Force	01/13/2024	*	14:46	2-2	1.000	0-0	.000	0-0	.000	3	0	3	4.5	0	0	2	2	0	4	5.3	
at Fresno St.	01/16/2024	*	18:07	1-3	.333	0-0	.000	0-0	.000	3	6	9	4.8	4	1	0	3	0	2	5.1	
New Mexico	01/24/2024	*	17:33	4-7	.571	0-0	.000	1-1	1.000	3	1	4	4.7	3	1	3	4	0	9	5.3	
UNLV	01/27/2024	*	20:07	2-6	.333	0-0	.000	0-2	.000	1	3	4	4.7	4	2	1	1	1	4	5.3	
at Utah St.	01/30/2024	*	17:06	3-4	.750	0-0	.000	0-0	.000	0	2	2	4.6	4	0	0	0	2	6	5.3	
at Nevada	02/02/2024	*	12:45	1-3	.333	0-0	.000	0-0	.000	2	4	6	4.6	4	1	1	0	0	2	5.1	
Fresno St.	02/06/2024	*	10:23	2-4	.500	0-0	.000	0-1	.000	1	3	4	4.6	3	2	1	0	0	4	5.1	
at Colorado St.	02/09/2024	*	11:56	1-2	.500	0-0	.000	0-0	.000	3	1	4	4.6	0	1	2	2	1	2	5.0	
Air Force	02/13/2024	*	06:12	1-1	1.000	0-0	.000	1-2	.500	0	1	1	4.4	2	0	1	0	0	3	4.9	
Wyoming	02/17/2024	*	21:12	3-4	.750	0-0	.000	1-2	.500	0	7	7	4.5	3	1	1	2	2	7	5.0	
at Boise St.	02/20/2024	*	08:07	0-0	.000	0-0	.000	0-0	.000	0	0	0	4.3	0	0	0	0	0	0	4.8	
Totals			23	426:13	54-86	.628	0-0	.000	16-42	.381	36	77	113	4.3	78	20	44	38	12	124	4.8

Player Averages

Games Played	Minutes/game	Points/game	FG Pct	3FG Pct	FT Pct	Rebounds/game	Assists/game	Turnovers/game	Assist/Turnover ratio	Steals/game	Blocks/game
26	16.4	4.8	62.8	0.0	38.1	4.3	0.8	1.7	0.5	0.5	1.5

SEASON	TEAM	GP-GS	MIN/AVG	Field Goals		3-Point		F-Throws		Rebounds				Scoring						
				FG-FGA	FG%	3FG-3FGA	3FG%	FT-FTA	FT%	OFF	DEF	TOT	AVG	PF-FO	A	TO	BLK	STL	PTS	AVG
2022-23	WSU	23-0	146/6.4	10-19	.526	0-1	.000	10-17	.588	18	24	42	1.8	32-0	4	15	12	6	30	1.3
2023-24	SJSU	26-23	426/16.4	54-86	.628	0-0	.000	16-42	.381	36	77	113	4.3	78-6	20	44	38	12	124	4.8
TOTAL FOR SJSU		26-23	426/16.4	54-86	.628	0-0	.000	16-42	.381	36	77	113	4.3	78-6	20	44	38	12	124	4.8
TOTAL		49-23	572/11.7	64-105	.610	0-1	.000	26-59	.441	54	101	155	3.2	110-6	24	59	50	18	154	3.1



#5
Tibet
Gorener
F • 6-9 • 200 • SR
**Istanbul, Turkey/
 Arizona**

*The Spartans' all-time leader in 3-pointers made and attempted

*Scored 26 points to lead the Spartans in a win over Bethesda

*Shot 100 percent from the free-throw line (6-6) against UC Irvine

*Brought down nine rebounds against Bethesda and Cal Poly

*Recorded a block against UC Irvine and at Texas Tech

*Scored 14 or more points in every game at Paradise Jam

*Produced 12 points against Santa Clara, shooting 50 percent from the field

*Scored 16 points at Wyoming, shooting an efficient 5-for-9

*Registered 15 points in back-to-back games, against San Diego State then at Wyoming

*Scored a career-high 32 points at Fresno State, knocking down seven threes on nine attempts

Season Highs.....Career Highs
 32, at Fresno St, 1/16Points..... 32, Fresno St, 1/16/24
 12, at Fresno St, 1/16FG Made..... 12, Fresno St, 1/16/24
 17, at Fresno St, 1/16FG Att..... 17, Fresno St, 1/16
 7, at Fresno St, 1/16..... 3pt Made 7, Fresno St, 1/16
 9, Four games..... 3pt Att 12, Nevada, 2/21/23
 6, vs. UC Irvine, 11/7 FT Made.....6, UC Irvine, 11/7/23
 6, vs. UC Irvine, 11/7 FT Attempted 6, UC Irvine, 11/7/23
 9, Two gamesRebounds..... 9, Four games
 3, vs. Fresno State, 2/6..... Assists 3, Four games
 2, at North Dakota St, 12/4.....Blocks..... 2, North Dakota St, 12/4/23
 2, vs. Abilene Christian, 11/17 Steals 2, Five games

20+ Point Games (4)
32 - at Fresno St, 1/16/24
26 - vs. Bethesda, 11/9/23
 23 - vs. Bethesda, 1/8/22
 20 - at Utah State, 1/21/23

Opponent	Date	GS	MIN	Total		3-Pointers		Free throws		Rebounds				PF	A	TO	BLK	STL	PTS	AVG
				FG-FGA	PCT	3FG-3FGA	PCT	FT-FTA	PCT	OFF	DEF	TOT	AVG							
UC Irvine	11/07/2023	*	32:33	4-8	.500	3-4	.750	6-6	1.000	2	3	5	5.0	0	0	4	1	0	17	17.0
Bethesda (CA)	11/09/2023	*	25:24	11-15	.733	4-5	.800	0-1	.000	3	6	9	7.0	2	0	1	0	1	26	21.5
at Texas Tech	11/12/2023	*	36:50	0-7	.000	0-4	.000	0-0	.000	3	0	3	5.7	1	0	3	1	1	0	14.3
vs Abilene Christian	11/17/2023	*	37:56	4-13	.308	3-9	.333	4-4	1.000	0	7	7	6.0	2	1	1	0	2	15	14.5
vs Norfolk St.	11/18/2023	*	30:01	5-11	.455	3-8	.375	1-2	.500	1	6	7	6.2	2	1	0	0	14	14.4	
vs Hampton	11/20/2023	*	37:18	6-14	.429	3-8	.375	0-1	.000	0	1	1	5.3	1	0	0	0	15	14.5	
North Dakota St.	11/27/2023	*	32:29	5-15	.333	3-9	.333	2-4	.500	1	3	4	5.1	0	0	0	1	1	15	14.6
at Cal Poly	11/29/2023	*	35:56	6-13	.462	1-7	.143	4-6	.667	4	5	9	5.6	2	1	2	1	0	17	14.9
at Montana	12/02/2023	*	28:50	1-7	.143	1-4	.250	2-3	.667	1	6	7	5.8	1	0	1	1	1	5	13.8
at North Dakota St.	12/04/2023	*	41:33	5-10	.500	2-7	.286	1-1	1.000	0	3	3	5.5	1	1	1	2	1	13	13.7
New Orleans	12/09/2023	*	36:54	2-12	.167	1-6	.167	3-4	.750	3	3	6	5.5	1	1	0	0	1	8	13.2
Montana	12/17/2023	*	35:09	5-11	.455	3-6	.500	0-0	.000	0	1	1	5.2	1	2	1	0	1	13	13.2
Santa Clara	12/20/2023	*	37:00	4-8	.500	2-5	.400	2-2	1.000	0	4	4	5.1	1	1	2	0	1	12	13.1
at Wyoming	01/02/2024	*	32:58	5-9	.556	3-5	.600	3-4	.750	2	4	6	5.1	0	0	3	1	1	16	13.3
Boise St.	01/05/2024	*	37:23	1-8	.125	1-6	.167	0-1	.000	1	2	3	5.0	2	0	0	1	0	3	12.6
San Diego St.	01/09/2024	*	35:14	4-9	.444	4-8	.500	3-5	.600	0	2	2	4.8	3	0	1	0	0	15	12.8
at Air Force	01/13/2024	*	34:03	5-13	.385	2-6	.333	3-4	.750	2	3	5	4.8	3	1	0	0	0	15	12.9
at Fresno St.	01/16/2024	*	38:16	12-17	.706	7-9	.778	1-2	.500	3	2	5	4.8	1	1	2	0	0	32	13.9
New Mexico	01/24/2024	*	33:50	5-10	.500	2-6	.333	0-0	.000	0	3	3	4.7	2	2	1	0	0	12	13.8
UNLV	01/27/2024	*	36:26	5-11	.455	3-8	.375	0-0	.000	1	1	2	4.6	4	0	1	0	0	13	13.8
at Utah St.	01/30/2024	*	30:00	3-10	.300	1-5	.200	2-2	1.000	0	1	1	4.4	1	0	0	0	1	9	13.6
at Nevada	02/02/2024	*	17:11	2-10	.200	1-6	.167	0-0	.000	2	1	3	4.4	2	0	1	0	0	5	13.2
Fresno St.	02/06/2024	*	38:15	2-8	.250	1-4	.250	1-2	.500	1	6	7	4.5	2	3	0	0	0	6	12.9
at Colorado St.	02/09/2024	*	30:04	4-11	.364	1-3	.333	0-0	.000	1	4	5	4.5	0	0	1	0	1	9	12.7
Air Force	02/13/2024	*	26:31	3-6	.500	0-3	.000	1-1	1.000	0	0	0	4.3	2	2	1	0	0	7	12.5
Wyoming	02/17/2024	*	32:05	3-10	.300	0-4	.000	3-3	1.000	2	0	2	4.2	1	1	3	0	0	9	12.3
at Boise St.	02/20/2024	*	30:59	4-10	.400	4-9	.444	0-0	.000	0	1	1	4.1	1	1	1	0	0	12	12.3
Nevada	02/23/2024	*	28:14	1-8	.125	0-4	.000	0-0	.000	2	1	3	4.1	2	2	1	0	0	2	12.0
Totals			28 929:22	117-294	.398	59-168	.351	42-58	.724	35	79	114	4.1	42	22	33	9	13	335	12.0

Player Averages

Games Played	Minutes/game	Points/game	FG Pct	3FG Pct	FT Pct	Rebounds/game	Assists/game	Turnovers/game	Assist/Turnover ratio	Steals/game	Blocks/game
28	33.2	12.0	39.8	35.1	72.4	4.1	0.8	1.2	0.7	0.5	0.3

SEASON	TEAM	GP-GS	MIN/AVG	Field Goals		3-Point		F-Throws		Rebounds				Scoring						
				FG-FGA	FG%	3FG-3FGA	3FG%	FT-FTA	FT%	OFF	DEF	TOT	AVG	PF-FO	A	TO	BLK	STL	PTS	AVG
2020-21	UA	8-0	30/3.7	3-9	.333	3-9	.333	0-0	.000	0	6	6	0.8	4-0	1	3	0	0	9	1.1
2021-22	SJSU	30-23	810/27.0	78-221	.353	54-171	.316	18-29	.621	10	86	96	3.2	48-0	26	26	4	14	228	7.6
2022-23	SJSU	34-0	692/20.4	74-210	.352	54-163	.331	12-20	.600	16	56	72	2.1	41-0	20	20	7	11	214	6.3
2023-24	SJSU	28-28	929/33.2	117-294	.398	59-168	.351	42-58	.724	35	79	114	4.1	42-0	22	33	9	13	335	12.0
TOTAL FOR SJSU		92-51	2431/26.4	269-725	.371	167-502	.333	72-107	.673	61	221	282	3.1	131-0	68	79	20	38	777	8.4
TOTAL		100-51	2461/24.6	272-734	.371	170-511	.333	72-107	.673	61	227	288	2.9	135-0	69	82	20	38	786	7.9



*Made his San José State debut against UC Irvine

*Scored 16 points against Bethesda as he was 8-for-10 from the free throw line

*Dished out three assists and grabbed two steals against Bethesda

*Grabbed three rebounds in each of he first two games

*Scored nine points in under two minutes at Montana

Season Highs.....Career Highs

20, vs. Wyoming, 2/17Points..... 20, Wyoming , 2/17/24

7, vs. Wyoming, 2/17 FG Made7, Wyoming, 2/17/24

12, vs.Nevada, 2/23 FG Attempted 12, Nevada, 2/23/24

2, vs. Wyoming, 2/17 3pt Made 2, vs. Wyoming, 2/17

4, vs. Montana, 12/17 3pt Attempted 4, Montana, 12/17/23

8, vs. Bethesda, 11/9 FT Made..... 8, Bethesda, 11/9/23

10, vs. Bethesda, 11/9 FT Att 10, Bethesda, 11/9/23

7, vs. Santa Clara, 12/20Rebounds..... 7, Santa Clara, 12/20/23

3, Two games Assists 3, Two games

1, at Wyoming, 1/2Blocks..... 1, Wyoming, 1/2/24

2, Two gamesSteals 2, Two games

#6
Latrell
Davis
G • 6-2 • 195 • FR
Leeds,
Great Britain/
First Baptist
Academy (Fla.)

20+ Point Games (1)
20 - vs. Wyoming, 2/17/24

*Got his first career start and scored seven points at Montana

*Registered 12 points and six rebounds versus Montana

*Scored 12 points and collected seven rebounds against Santa Clara

*Recorded his first career block, at Wyoming

*Registered 10 points at Nevada, recording double digits for the first time in conference play

*Scored 20 points against Wyoming going 7-for-8 from three, 4-for-5 from the free-throw line, and 2-for-3 from beyond the arc

*Produced 17 points against Nevada

Opponent	Date	GS	MIN	Total		3-Pointers		Free throws		Rebounds				PF	A	TO	BLK	STL	PTS	AVG
				FG-FGA	PCT	3FG-3FGA	PCT	FT-FTA	PCT	OFF	DEF	TOT	AVG							
UC Irvine	11/07/2023		13:56	0-1	.000	0-0	.000	0-2	.000	1	2	3	3.0	1	1	1	0	0	0	0.0
Bethesda (CA)	11/09/2023		20:10	4-7	.571	0-2	.000	8-10	.800	2	1	3	3.0	2	3	2	0	2	16	8.0
at Texas Tech	11/12/2023		08:44	1-2	.500	1-2	.500	0-0	.000	1	0	1	2.3	1	0	2	0	0	3	6.3
vs Abilene Christian	11/17/2023		12:14	1-2	.500	0-1	.000	1-2	.500	0	2	2	2.3	0	0	0	0	0	3	5.5
vs Norfolk St.	11/18/2023		18:18	1-5	.200	0-1	.000	5-6	.833	0	2	2	2.2	0	0	0	0	0	7	5.8
vs Hampton	11/20/2023		05:21	0-1	.000	0-0	.000	0-0	.000	0	0	0	1.8	0	0	0	0	0	0	4.8
North Dakota St.	11/27/2023		03:01	0-0	.000	0-0	.000	0-0	.000	0	0	0	1.6	0	0	1	0	0	0	4.1
at Cal Poly	11/29/2023		02:47	0-0	.000	0-0	.000	0-0	.000	0	0	0	1.4	0	0	0	0	0	0	3.6
at Montana	12/02/2023		13:13	3-4	.750	0-0	.000	3-4	.750	0	1	1	1.3	0	0	1	0	0	9	4.2
at North Dakota St.	12/04/2023		03:18	0-0	.000	0-0	.000	0-0	.000	0	0	0	1.2	0	0	0	0	0	0	3.8
New Orleans	12/09/2023	*	16:56	3-5	.600	1-2	.500	0-0	.000	0	4	4	1.5	2	1	0	0	0	7	4.1
Montana	12/17/2023	*	26:13	5-10	.500	1-4	.250	1-3	.333	1	5	6	1.8	4	2	1	0	0	12	4.8
Santa Clara	12/20/2023	*	25:56	3-7	.429	1-3	.333	5-6	.833	3	4	7	2.2	1	3	0	0	2	12	5.3
at Wyoming	01/02/2024		11:33	0-3	.000	0-2	.000	0-0	.000	0	1	1	2.1	1	1	1	1	0	0	4.9
Boise St.	01/05/2024		05:32	1-1	1.000	0-0	.000	0-0	.000	0	0	0	2.0	0	0	0	0	0	2	4.7
San Diego St.	01/09/2024		04:43	0-0	.000	0-0	.000	0-0	.000	0	1	1	1.9	1	1	0	0	0	0	4.4
at Air Force	01/13/2024		12:35	2-3	.667	0-1	.000	0-0	.000	0	1	1	1.9	1	0	1	0	0	4	4.4
at Fresno St.	01/16/2024		08:27	0-2	.000	0-0	.000	0-2	.000	1	2	3	1.9	2	0	1	0	0	0	4.2
New Mexico	01/24/2024		06:04	1-1	1.000	1-1	1.000	0-0	.000	0	0	0	1.8	0	0	1	0	0	3	4.1
UNLV	01/27/2024		04:59	0-1	.000	0-0	.000	0-0	.000	0	1	1	1.8	2	0	0	0	0	0	3.9
at Utah St.	01/30/2024		06:53	2-3	.667	0-1	.000	1-2	.500	0	1	1	1.8	0	1	0	0	0	5	4.0
at Nevada	02/02/2024		19:06	4-6	.667	1-1	1.000	1-4	.250	0	1	1	1.7	0	1	0	0	0	10	4.2
at Colorado St.	02/09/2024		04:38	0-1	.000	0-0	.000	0-0	.000	0	2	2	1.7	1	0	0	0	0	0	4.0
Air Force	02/13/2024		07:58	0-0	.000	0-0	.000	0-0	.000	0	0	0	1.7	2	0	0	0	0	0	3.9
Wyoming	02/17/2024		20:34	7-8	.875	2-3	.667	4-5	.800	0	2	2	1.7	3	0	0	0	0	20	4.5
at Boise St.	02/20/2024		11:11	1-4	.250	1-3	.333	0-0	.000	0	1	1	1.7	1	0	1	0	0	3	4.5
Nevada	02/23/2024		28:44	6-12	.500	1-3	.333	4-6	.667	2	4	6	1.8	4	1	1	0	1	17	4.9
Totals			3 323:05	45-89	.506	10-30	.333	33-52	.635	11	38	49	1.8	29	15	14	1	5	133	4.9

Player Averages

Games Played	Minutes/game	Points/game	FG Pct	3FG Pct	FT Pct	Rebounds/game	Assists/game	Turnovers/game	Assist/Turnover ratio	Steals/game	Blocks/game
27	12.0	4.9	50.6	33.3	63.5	1.8	0.6	0.5	1.1	0.2	0.0

SEASON	TEAM	Field Goals		3-Point		F-Throws		Rebounds				Scoring								
		GP-GS	MIN/AVG	FG-FGA	FG%	3FG-3FGA	3FG%	FT-FTA	FT%	OFF	DEF	TOT	AVG	PF-FO	A	TO	BLK	STL	PTS	AVG
2023-24	SJSU	27-3	323/12.0	45-89	.506	10-30	.333	33-52	.635	11	38	49	1.8	29-0	15	14	1	5	133	4.9
TOTAL		27-3	323/12.0	45-89	.506	10-30	.333	33-52	.635	11	38	49	1.8	29-0	15	14	1	5	133	4.9



*Made his Spartan debut with 11 minutes played against Bethesda

*Made a 3-pointer for his only points of the game

*Grabbed two rebounds and dished out two assists

*Made a 3-pointer against Norfolk State

Season Highs.....	Career Highs
3, Two games	Points..... 3, Two games
1, Two games	FG Made..... 1, Two games
4, vs. Bethesda, 11/9	FG Attempted..... 4, Bethesda, 11/9/23
1, Two games	3pt Made..... 1, Two games
4, vs. Bethesda, 11/9	3pt Attempted..... 4, Bethesda, 11/9/23
.....	FT Made.....
.....	FT Att.....
2, vs. Bethesda, 11/9	Rebounds..... 2, Bethesda, 11/9/23
2, vs. Bethesda, 11/9	Assists..... 2, Bethesda, 11/9/23
.....	Blocks.....
.....	Steals.....


#7
Pasha
Goodarzi
G • 6-3 • 190 • FR
Los Gatos, Calif./
Valley Christian
HS

Opponent	Date	GS	MIN	Total		3-Pointers		Free throws		Rebounds				PF	A	TO	BLK	STL	PTS	AVG
				FG-FGA	PCT	3FG-3FGA	PCT	FT-FTA	PCT	OFF	DEF	TOT	AVG							
Bethesda (CA)	11/09/2023		11:03	1-4	.250	1-4	.250	0-0	.000	0	2	2	2.0	1	2	0	0	0	3	3.0
vs Norfolk St.	11/18/2023		02:53	1-1	1.000	1-1	1.000	0-0	.000	0	0	0	1.0	0	0	0	0	0	3	3.0
at Montana	12/02/2023		05:42	0-0	.000	0-0	.000	0-0	.000	0	0	0	0.7	1	0	1	0	0	0	2.0
Totals		0	19:38	2-5	.400	2-5	.400	0-0	.000	0	2	2	0.7	2	2	1	0	0	6	2.0

Player Averages

Games Played	Minutes/ game	Points/ game	FG Pct	3FG Pct	FT Pct	Rebounds/ game	Assists/ game	Turnovers/ game	Assist/Turnover ratio	Steals/ game	Blocks/ game
3	6.5	2.0	40.0	40.0	0.0	0.7	0.7	0.3	2.0	0.0	0.0

SEASON	TEAM	GP-GS	MIN/AVG	Field Goals		3-Point		F-Throws		Rebounds				Scoring						
				FG-FGA	FG%	3FG-3FGA	3FG%	FT-FTA	FT%	OFF	DEF	TOT	AVG	PF-FO	A	TO	BLK	STL	PTS	AVG
2023-24	SJSU	3-0	20/6.5	2-5	.400	2-5	.400	0-0	.000	0	2	2	0.7	2-0	2	1	0	0	6	2.0
TOTAL		3-0	20/6.5	2-5	.400	2-5	.400	0-0	.000	0	2	2	0.7	2-0	2	1	0	0	6	2.0




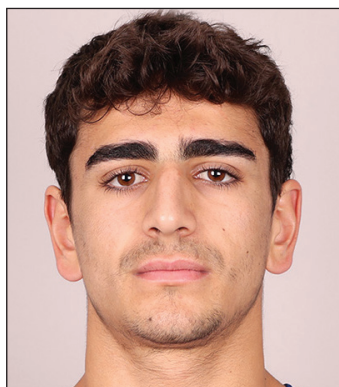
Currently out to start the season

Season Highs.....	Career Highs
.....Points.....
.....FG Made.....
.....FG Attempted.....
.....3pt Made.....
.....3pt Attempted.....
.....FT Made.....
.....FT Att.....
.....Rebounds.....
.....Assists.....
.....Blocks.....
.....Steals.....

#8

Iggy Mitchell
G • 6-2 • 200 • FR
Sydney, Australia/





#13
Alvaro
Cardenas
G • 6-1 • 180 • JR
Granada, Spain/
Get Better
Academy

- *Team Captain
- *Scored 23 points against Hampton
- *Had a double-double in back-to-back games with 22 points and 10 rebounds at North Dakota State and 16 points and 10 assists against New Orleans
- *Recorded a double-double against Santa Clara with 14 points and 10 assists
- *Nearly produced a double-double against Wyoming as he led the Spartans with 21 points and nine rebounds
- *Distributed a game-high seven assists against Boise State at home
- *Scored 21 points and distributed a game-high seven assists against San Diego State at home
- *Nearly registered a double-double at Air Force with 11 points and nine rebounds
- *Dished out 10 assists versus New Mexico at home
- *Scored 22 points, going 10-for-12 at the free-throw line against Air Force at home

Season Highs.....Career Highs
 23, vs. Hampton, 11/20.....Points..... 23, Hampton, 11/20/23
 9, Two gamesFG Made 9, Two games
 18, at North Dakota St 12/4 ...FG Attempted.....18, NDSU 12/4/23
 4, Two games 3pt Made6, Fresno St, 1/10/23
 8, at Texas Tech, 11/12..... 3pt Attempted ... 11, Fresno St., 1/10/23
 10, vs. Air Force, 2/13..... FT Made..... 10, Air Force, 2/13/24
 12, vs. Air Force, 2/13..... FT Att 12, Air Force, 2/13/24
 10, at North Dakota St, 12/4Rebounds..... 10, NDSU, 12/4/23
 10, Three games..... Assists 10, Three games
 1, Three gamesBlocks..... 1, Seven games
 2, Four games..... Steals 3, Five games

- 5+ Assists Games (31)**
- 10 - vs. New Orleans, 12/9/23**
- 10 - vs. Santa Clara, 12/20/23**
- 10 - vs. New Mexico, 1/24/24**
- 9 - at Air Force, 1/13/24**
- 9 - vs. Fresno State, 1/10/23**
- 8 - vs. Bethesda, 11/9/23**
- 8 - vs. Nevada, 2/23/24**
- 7 - vs. UC Irvine, 11/7/23**
- 7 - vs. North Dakota St 11/27/23**
- 7 - vs. Boise State, 1/5/24**
- 7 - at Cal Baptist, 11/18/21**
- 7 - vs. Bethesda, 1/8/22**
- 7 - vs. Bethesda, 11/12/22**
- 6 - at Fresno St, 1/16/24**
- 6 - vs. UNLV, 1/27/24**
- 6 - vs. San Diego St, 1/9/24**
- 6 - at New Mexico, 1/17/23**
- 6 - at Nevada, 2/21/23**
- 6 - vs. San Diego St., 3/10/23**
- 5 - vs. Abilene Christian, 11/17/23**
- 5 - vs. Norfolk St, 11/18/23**
- 5 - at Montana, 12/2/23**
- 5 - at Utah State, 1/30/24**
- 5 - at Colorado State, 2/9/24**
- 5 - vs. Air Force, 1/25/22**
- 5 - at San Diego St., 2/25/22**
- 5 - at Air Force, 3/1/22**
- 5 - vs. Hofstra, 11/17/22**
- 5 - vs. Oakland, 11/26/22**
- 5 - vs. Colorado St., 2/28/23**

Opponent	Date	GS	MIN	Total		3-Pointers		Free throws		Rebounds				PF	A	TO	BLK	STL	PTS	AVG
				FG-FGA	PCT	3FG-3FGA	PCT	FT-FTA	PCT	OFF	DEF	TOT	AVG							
UC Irvine	11/07/2023	*	35:15	4-11	.364	1-4	.250	2-3	.667	1	1	2	2.0	3	7	2	0	2	11	11.0
Bethesda (CA)	11/09/2023	*	28:21	5-9	.556	0-1	.000	4-5	.800	0	2	2	2.0	2	8	3	0	0	14	12.5
at Texas Tech	11/12/2023	*	34:45	6-15	.400	2-7	.286	0-0	.000	0	2	2	2.0	3	4	4	1	1	14	13.0
vs Abilene Christian	11/17/2023	*	32:56	5-12	.417	1-2	.500	1-1	1.000	0	2	2	2.0	4	5	3	0	0	12	12.8
vs Norfolk St.	11/18/2023	*	30:17	2-7	.286	1-4	.250	2-3	.667	1	2	3	2.2	3	5	0	1	0	7	11.6
vs Hampton	11/20/2023	*	40:00	9-16	.563	4-8	.500	1-2	.500	2	2	4	2.5	2	1	3	0	2	23	13.5
North Dakota St.	11/27/2023	*	35:46	2-6	.333	0-1	.000	6-7	.857	0	3	3	2.6	4	7	2	0	1	10	13.0
at Cal Poly	11/29/2023	*	41:40	4-16	.250	0-4	.000	3-4	.750	1	3	4	2.8	1	4	2	0	0	11	12.8
at Montana	12/02/2023	*	28:12	4-6	.667	1-1	1.000	0-0	.000	0	2	2	2.7	0	5	3	0	1	9	12.3
at North Dakota St.	12/04/2023	*	40:41	9-18	.500	0-2	.000	4-4	1.000	0	10	10	3.4	4	4	1	0	1	22	13.3
New Orleans	12/09/2023	*	40:00	6-8	.750	3-3	1.000	1-3	.333	0	3	3	3.4	0	10	2	0	2	16	13.5
Montana	12/17/2023	*	29:14	5-11	.455	1-3	.333	0-0	.000	1	4	5	3.5	3	4	0	0	2	11	13.3
Santa Clara	12/20/2023	*	40:00	5-14	.357	2-6	.333	2-2	1.000	0	0	0	3.2	0	10	1	0	0	14	13.4
at Wyoming	01/02/2024	*	38:42	8-13	.615	4-5	.800	1-2	.500	2	7	9	3.6	1	4	0	0	1	21	13.9
Boise St.	01/05/2024	*	40:00	3-10	.300	1-3	.333	2-2	1.000	0	4	4	3.7	2	7	0	0	1	9	13.6
San Diego St.	01/09/2024	*	38:47	6-13	.462	3-7	.429	6-6	1.000	1	3	4	3.7	2	6	2	0	0	21	14.1
at Air Force	01/13/2024	*	38:22	5-11	.455	1-3	.333	0-0	.000	0	4	4	3.7	1	9	0	1	1	11	13.9
at Fresno St.	01/16/2024	*	35:04	3-10	.300	1-4	.250	0-0	.000	2	1	3	3.7	2	6	3	0	1	7	13.5
New Mexico	01/24/2024	*	34:48	2-7	.286	1-4	.250	0-0	.000	0	1	1	3.5	1	10	3	0	1	5	13.1
UNLV	01/27/2024	*	37:45	6-9	.667	1-1	1.000	1-1	1.000	0	1	1	3.4	1	6	3	0	1	14	13.1
at Utah St.	01/30/2024	*	35:17	5-11	.455	1-3	.333	0-0	.000	0	1	1	3.3	2	5	4	0	1	11	13.0
at Nevada	02/02/2024	*	30:49	5-9	.556	3-4	.750	1-2	.500	2	1	3	3.3	2	3	1	0	1	14	13.0
Fresno St.	02/06/2024	*	37:51	6-16	.375	0-3	.000	0-0	.000	1	4	5	3.3	3	2	2	0	1	12	13.0
at Colorado St.	02/09/2024	*	36:20	6-13	.462	2-6	.333	0-0	.000	1	3	4	3.4	2	5	2	0	2	14	13.0
Air Force	02/13/2024	*	38:58	6-9	.667	0-2	.000	10-12	.833	0	3	3	3.4	1	2	3	0	1	22	13.4
at Boise St.	02/20/2024	*	25:56	0-6	.000	0-3	.000	0-0	.000	0	4	4	3.4	1	3	4	1	1	0	12.9
Nevada	02/23/2024	*	27:53	3-3	1.000	3-3	1.000	2-2	1.000	0	1	1	3.3	3	8	2	0	0	11	12.8
Totals			27	953:40	.450	37-97	.381	49-61	.803	15	74	89	3.3	53	150	55	4	25	346	12.8

Player Averages

Games Played	Minutes/game	Points/game	FG Pct	3FG Pct	FT Pct	Rebounds/game	Assists/game	Turnovers/game	Assist/Turnover ratio	Steals/game	Blocks/game
27	35.3	12.8	45.0	38.1	80.3	3.3	5.6	2.0	2.7	0.9	0.1


20+ Point Games (7)

- 23 - vs. Hampton, 11/20/23**
- 22 - vs. Air Force, 2/13/24**
- 21 - at Wyoming, 1/2/24**
- 20 - vs. Fresno St., 1/10/23**
- 22 - at North Dakota St, 12/4/23**
- 22 - vs. So. Indiana, 3/18/23**
- 21 - vs. San Diego St., 1/9/24**

10+ Rebound Games (1)

- 10 - at North Dakota St, 12/4/23**

SEASON	TEAM	GP-GS	MIN/AVG	Field Goals		3-Point		F-Throws		Rebounds				Scoring						
				FG-FGA	FG%	3FG-3FGA	3FG%	FT-FTA	FT%	OFF	DEF	TOT	AVG	PF-FO	A	TO	BLK	STL	PTS	AVG
2021-22	SJSU	31-22	833/26.9	73-172	.424	34-90	.378	21-31	.677	9	66	75	2.4	92-3	81	59	0	29	201	6.5
2022-23	SJSU	35-35	1178/33.7	124-343	.362	55-176	.313	47-61	.770	15	84	99	2.8	77-1	120	69	4	25	350	10.0
2023-24	SJSU	27-27	954/35.3	130-289	.450	37-97	.381	49-61	.803	15	74	89	3.3	53-0	150	55	4	25	346	12.8
TOTAL		93-84	2964/31.9	327-804	.407	126-363	.347	117-153	.765	39	224	263	2.8	222-4	351	183	8	79	897	9.6



**#15
Trey
Anderson**
F • 6-7 • 206 • JR
San Diego, Calif./
South Carolina

- *Team captain
- *Led the team in scoring against UC Irvine with 19 points and was 7-for-9 from the field
- *Added 13 points against Bethesda and 11 points against Abilene Christian
- *Grabbed seven rebounds against Bethesda, six against Abilene Christian and five at Texas Tech
- *Dished out two assists and had two steals against UC Irvine
- *Recorded a double-double of 16 points and 10 rebounds against Norfolk State
- *Tied his career high of assists (four) and blocks (three) against Hampton
- *Scored a season-high 21 points against North Dakota State at home
- *Scored 13 points against Cal Poly, shooting a perfect 5-for-5 from the field
- *Was sidelined from Dec. 4 until Jan. 2 because of injury
- *Scored 10+ plus points in the first three conference games of 2024

Season Highs.....	Career Highs
21, Two games	Points..... 23, Pacific, 12/11/21
8, at Fresno State, 1/16	FG Made
13, Two games	FG Attempted..... 16, Pacific, 12/11/21
5, at Fresno St, 1/16.....	3pt Made
7, Two games	3pt Attempted.....9, Pacific, 12/11/21
5, Two games	FT Made..... 5, Two games
6, vs. Boise State, 1/5	FT Att
10, vs. Norfolk State, 11/18.....	Rebounds..... 12, Portland, 12/17/21
4, vs. Hampton, 11/20	Assists
3, Two games	Blocks..... 3, Four games
2, Two games	Steals

- 20+ Points Games (3)**
- 23 - vs. Pacific, 1/21/21
- 21 - vs. NDSU, 11/27/23
- 21 - at Fresno State, 1/16/24

- 10+ Rebound Games (3)**
- 12 - at Portland, 12/17/21
- 11 - at N. Colorado, 11/19/22
- 10 - vs. Norfolk State, 11/18/23

- 3+ Block Games (3)**
- 3 - vs. Hampton 11/20/23
- 3 - vs. New Mexico, 1/24/24
- 3 - at San Diego St., 11/18/23

*Shot a perfect 5-for-5 from beyond the arc at Fresno State

Opponent	Date	GS	MIN	Total			3-Pointers		Free throws		Rebounds				PF	A	TO	BLK	STL	PTS	AVG
				FG-FGA	PCT	3FG-3FGA	PCT	FT-FTA	PCT	OFF	DEF	TOT	AVG								
UC Irvine	11/07/2023	*	33:37	7-9	.778	2-3	.667	3-4	.750	0	4	4	4.0	2	2	0	1	2	19	19.0	
Bethesda (CA)	11/09/2023	*	18:08	5-10	.500	2-5	.400	1-1	1.000	2	5	7	5.5	3	1	1	0	0	13	16.0	
at Texas Tech	11/12/2023	*	35:41	4-9	.444	1-5	.200	0-2	.000	2	3	5	5.3	2	0	1	1	0	9	13.7	
vs Abilene Christian	11/17/2023	*	37:14	5-10	.500	1-5	.200	0-0	.000	3	3	6	5.5	4	0	0	0	0	11	13.0	
vs Norfolk St.	11/18/2023	*	32:14	6-9	.667	4-7	.571	0-0	.000	1	9	10	6.4	4	1	1	0	1	16	13.6	
vs Hampton	11/20/2023	*	34:30	5-10	.500	2-4	.500	0-0	.000	3	1	4	6.0	3	4	0	3	1	12	13.3	
North Dakota St.	11/27/2023	*	35:19	7-10	.700	4-6	.667	3-3	1.000	3	4	7	6.1	0	2	0	2	0	21	14.4	
at Cal Poly	11/29/2023	*	25:09	5-5	1.000	3-3	1.000	0-0	.000	0	2	2	5.6	5	2	0	1	0	13	14.3	
at Montana	12/02/2023	*	25:37	2-8	.250	1-3	.333	0-2	.000	0	5	5	5.6	3	0	0	1	0	5	13.2	
at North Dakota St.	12/04/2023	*	40:00	3-8	.375	0-3	.000	3-3	1.000	2	2	4	5.4	3	0	0	1	0	9	12.8	
at Wyoming	01/02/2024	*	32:07	3-6	.500	1-3	.333	3-4	.750	0	5	5	5.4	1	0	3	0	0	10	12.5	
Boise St.	01/05/2024	*	37:05	4-13	.308	0-7	.000	5-6	.833	1	3	4	5.3	3	0	0	0	1	13	12.6	
San Diego St.	01/09/2024	*	35:51	3-11	.273	0-3	.000	5-5	1.000	3	3	6	5.3	3	3	0	0	1	11	12.5	
at Air Force	01/13/2024	*	14:60	2-2	1.000	1-1	1.000	0-0	.000	1	1	2	5.1	5	0	0	0	1	5	11.9	
at Fresno St.	01/16/2024	*	34:33	8-12	.667	5-5	1.000	0-0	.000	3	3	6	5.1	1	0	1	1	2	21	12.5	
New Mexico	01/24/2024	*	34:13	3-8	.375	2-5	.400	0-0	.000	2	2	4	5.1	2	2	3	3	0	8	12.3	
UNLV	01/27/2024	*	38:27	4-7	.571	2-4	.500	1-2	.500	0	2	2	4.9	2	1	1	0	0	11	12.2	
at Utah St.	01/30/2024	*	30:01	2-8	.250	1-3	.333	2-2	1.000	1	3	4	4.8	2	0	0	1	0	7	11.9	
at Nevada	02/02/2024	*	22:21	4-11	.364	2-6	.333	1-1	1.000	0	0	0	4.6	3	2	0	1	0	11	11.8	
Fresno St.	02/06/2024	*	25:14	4-7	.571	1-2	.500	2-3	.667	0	2	2	4.5	2	0	2	0	1	11	11.8	
at Colorado St.	02/09/2024	*	29:23	4-10	.400	0-1	.000	0-0	.000	1	6	7	4.6	4	2	3	0	1	8	11.6	
Air Force	02/13/2024	*	28:34	3-4	.750	0-0	.000	0-0	.000	0	3	3	4.5	4	1	0	0	0	6	11.4	
Wyoming	02/17/2024	*	32:22	3-7	.429	1-4	.250	2-2	1.000	0	1	1	4.3	4	1	1	0	1	9	11.3	
at Boise St.	02/20/2024	*	26:39	4-8	.500	1-1	1.000	0-0	.000	0	1	1	4.2	4	2	1	0	0	9	11.2	
Nevada	02/23/2024	*	38:35	4-13	.308	0-4	.000	1-2	.500	0	3	3	4.2	3	2	0	0	0	9	11.1	
Totals			25	777:54	104-215	.484	37-93	.398	32-42	.762	28	76	104	4.2	72	28	18	16	12	277	11.1

Player Averages

Games Played	Minutes/game	Points/game	FG Pct	3FG Pct	FT Pct	Rebounds/game	Assists/game	Turnovers/game	Assist/Turnover ratio	Steals/game	Blocks/game
25	31.1	11.1	48.4	39.8	76.2	4.2	1.1	0.7	1.6	0.5	0.6

SEASON	TEAM	GP-GS	MIN/AVG	Field Goals		3-Point		F-Throws		Rebounds				Scoring						
				FG-FGA	FG%	3FG-3FGA	3FG%	FT-FTA	FT%	OFF	DEF	TOT	AVG	PF-FO	A	TO	BLK	STL	PTS	AVG
2019-20	USC	8-0	22/2.8	0-7	.000	0-3	.000	2-2	1.000	0	0	0	0.0	2-0	0	0	0	1	2	0.3
2020-21	USC	13-1	93/7.2	14-23	.609	2-8	.250	3-6	.500	9	6	15	1.2	9-0	4	1	0	2	33	2.5
2021-22	SJSU	30-25	800/26.7	95-203	.468	43-95	.453	29-44	.659	33	89	122	4.1	106-6	29	36	6	8	262	8.7
2022-23	SJSU	35-35	863/24.7	68-174	.391	43-113	.381	39-45	.867	24	72	96	2.7	92-1	32	35	11	15	218	6.2
2023-24	SJSU	25-25	778/31.1	104-215	.484	37-93	.398	32-42	.762	28	76	104	4.2	72-2	28	18	16	12	277	11.1
TOTAL FOR SJSU		90-85	2441/27.1	267-592	.451	123-301	.409	100-131	.763	85	237	322	3.6	270-9	89	89	33	35	757	8.4
TOTAL		111-86	2556/23.0	281-622	.452	125-312	.401	105-139	.755	94	243	337	3.0	281-9	93	90	33	38	792	7.1



*Made his collegiate debut against Bethesda

*Scored six points against Bethesda as he was 3-for-4 from the field including a dunk

*Scored three points and grabbed seven rebounds at Utah State

*Played 21:27 minutes at Nevada and recorded two blocks

*Led the Spartans with eight rebounds versus Fresno State at home and seven at Boise State

Season Highs.....Career Highs
 6, vs. Bethesda, 11/9.....Points..... 6, Bethesda, 11/9/23
 3, vs. Bethesda, 11/9.....FG Made..... 3, Bethesda, 11/9/23
 6, vs. Fresno State, 2/6.....FG Attempted...6, Fresno State, 2/6/24
 3pt Made
 3pt Attempted
 1, Two games FT Made..... 1, Two games
 4, Wyoming, 1/17.....FT Att.....4, Wyoming, 1/17/24
 8, vs. Fresno State, 2/6.....Rebounds.....8, Fresno State, 2/6/24
 1, Three games Assists 1, Three games
 2, Three gamesBlocks..... 2, Three games
 1, at Nevada, 2/2 Steals 1, Nevada, 2/2/24

#20
Christian
Wise
F • 6-6 • 205 • FR
San Francisco,
Calif./
Archbishop
Riordon HS

Opponent	Date	GS	MIN	Total		3-Pointers		Free throws		Rebounds				PF	A	TO	BLK	STL	PTS	AVG
				FG-FGA	PCT	3FG-3FGA	PCT	FT-FTA	PCT	OFF	DEF	TOT	AVG							
Bethesda (CA)	11/09/2023		06:07	3-4	.750	0-0	.000	0-0	.000	1	1	2	2.0	0	0	0	0	0	6	6.0
vs Norfolk St.	11/18/2023		02:27	0-0	.000	0-0	.000	0-0	.000	0	2	2	2.0	0	0	1	1	0	0	3.0
at Montana	12/02/2023		02:57	0-0	.000	0-0	.000	0-0	.000	0	2	2	2.0	0	0	0	0	0	0	2.0
New Mexico	01/24/2024		01:57	1-1	1.000	0-0	.000	0-0	.000	1	1	2	2.0	0	0	1	0	0	2	2.0
at Utah St.	01/30/2024		14:57	1-2	.500	0-0	.000	1-2	.500	3	4	7	3.0	4	1	0	0	0	3	2.2
at Nevada	02/02/2024		21:27	2-2	1.000	0-0	.000	0-0	.000	2	4	6	3.5	4	0	1	2	1	4	2.5
Fresno St.	02/06/2024		17:55	2-6	.333	0-0	.000	0-0	.000	2	6	8	4.1	1	1	0	2	0	4	2.7
at Colorado St.	02/09/2024		12:29	0-1	.000	0-0	.000	0-0	.000	2	2	4	4.1	0	0	0	0	0	0	2.4
Air Force	02/13/2024		16:09	1-1	1.000	0-0	.000	0-0	.000	1	1	2	3.9	2	1	0	0	1	2	2.3
Wyoming	02/17/2024		13:09	0-0	.000	0-0	.000	1-4	.250	2	2	4	3.9	1	0	1	1	0	1	2.2
at Boise St.	02/20/2024		12:08	0-4	.000	0-0	.000	0-0	.000	3	4	7	4.2	1	0	1	0	0	0	2.0
Nevada	02/23/2024		12:18	1-4	.250	0-0	.000	0-0	.000	1	0	1	3.9	1	0	1	2	1	2	2.0
Totals		0	134:01	11-25	.440	0-0	.000	2-6	.333	18	29	47	3.9	14	3	6	8	3	24	2.0

Player Averages

Games Played	Minutes/game	Points/game	FG Pct	3FG Pct	FT Pct	Rebounds/game	Assists/game	Turnovers/game	Assist/Turnover ratio	Steals/game	Blocks/game
12	11.2	2.0	44.0	0.0	33.3	3.9	0.3	0.5	0.5	0.3	0.7

SEASON	TEAM	GP-GS	MIN/AVG	Field Goals		3-Point		F-Throws		Rebounds				Scoring						
				FG-FGA	FG%	3FG-3FGA	3FG%	FT-FTA	FT%	OFF	DEF	TOT	AVG	PF-FO	A	TO	BLK	STL	PTS	AVG
2023-24	SJSU	12-0	134/11.2	11-25	.440	0-0	.000	2-6	.333	18	29	47	3.9	14-0	3	6	8	3	24	2.0
TOTAL		12-0	134/11.2	11-25	.440	0-0	.000	2-6	.333	18	29	47	3.9	14-0	3	6	8	3	24	2.0



- *Made his Spartan debut against UC Irvine
- *One of the first off the bench for SJSU
- *Scored 11 points against Bethesda and seven versus UC Irvine
- *Grabbed four rebounds and dished out an assist in 25 minutes of action against UC Irvine
- *4-of-6 from the field against Bethesda

#21
William Humer
 F • 6-10 • 228 • SO
 Sollentuna, Sweden/
 McCook CC

Season Highs.....	Career Highs
11, Three games	Points..... 11, Three games
5, at Montana, 12/2	FG Made..... 5, Montana 12/2/23
9, vs. Montana, 12/17	FG Attempted..... 9, Montana, 12/17/23
2, vs. North Dakota St, 11/27	3pt Made..... 2, NDSU, 11/27/23
7, vs. UC Irvine, 11/7	3pt Attempted..... 7, UC Irvine, 11/7/23
3, vs. Bethesda, 11/9	FT Made..... 3, Bethesda, 11/9/23
3, vs. Bethesda, 11/9	FT Att..... 3, Bethesda, 11/9/23
8, vs. Abilene Christian, 11/17	Rebounds..... 8, Abilene Christian, 11/17
4, vs. Bethesda, 11/9	Assists..... 4, Bethesda, 11/9/23
1, Three games	Blocks..... 1, Three games
2, vs. Boise St, 1/5	Steals..... 2, Boise St, 1/5/24

- *Collected eight rebounds against Abilene Christian
- *Recorded a block against Abilene Christian
- *First steal of the season against Norfolk State
- *Made two 3-pointers against North Dakota St.
- *Scored nine points against Cal Poly, shooting a perfect 4-for-4 from the field
- *Got his first career start against Montana and scored 11 points
- *Was a game-high +17 against Santa Clara

Opponent	Date	GS	MIN	Total		3-Pointers		Free throws		Rebounds				PF	A	TO	BLK	STL	PTS	AVG
				FG-FGA	PCT	3FG-3FGA	PCT	FT-FTA	PCT	OFF	DEF	TOT	AVG							
UC Irvine	11/07/2023		25:04	2-8	.250	1-7	.143	2-2	1.000	0	4	4	4.0	4	1	3	0	0	7	7.0
Bethesda (CA)	11/09/2023		13:58	4-6	.667	0-2	.000	3-3	1.000	1	1	2	3.0	1	4	0	0	0	11	9.0
at Texas Tech	11/12/2023		19:33	1-3	.333	0-2	.000	0-0	.000	0	3	3	3.0	2	0	1	0	0	2	6.7
vs Abilene Christian	11/17/2023		16:47	2-5	.400	0-1	.000	0-0	.000	3	5	8	4.3	4	0	1	0	4	6.0	
vs Norfolk St.	11/18/2023		08:22	0-0	.000	0-0	.000	0-0	.000	0	1	1	3.6	1	0	1	0	1	0	4.8
vs Hampton	11/20/2023		01:14	0-0	.000	0-0	.000	0-0	.000	0	0	0	3.0	1	0	1	0	0	0	4.0
North Dakota St.	11/27/2023		14:27	2-5	.400	2-3	.667	0-0	.000	0	2	2	2.9	2	0	2	0	1	6	4.3
at Cal Poly	11/29/2023		19:03	4-4	1.000	1-1	1.000	0-0	.000	3	0	3	2.9	3	0	2	0	1	9	4.9
at Montana	12/02/2023		16:23	5-7	.714	0-1	.000	1-1	1.000	0	0	0	2.6	0	1	1	0	0	11	5.6
at North Dakota St.	12/04/2023		09:10	0-0	.000	0-0	.000	0-0	.000	0	1	1	2.4	3	0	1	0	0	0	5.0
New Orleans	12/09/2023		12:24	1-2	.500	0-1	.000	0-2	.000	2	1	3	2.5	2	2	1	1	0	2	4.7
Montana	12/17/2023	*	25:07	4-9	.444	1-2	.500	2-2	1.000	3	3	6	2.8	4	1	0	1	1	11	5.3
Santa Clara	12/20/2023	*	11:30	0-0	.000	0-0	.000	2-2	1.000	1	0	1	2.6	5	0	0	0	0	2	5.0
at Wyoming	01/02/2024		13:59	3-5	.600	1-3	.333	0-0	.000	1	2	3	2.6	4	1	2	0	0	7	5.1
Boise St.	01/05/2024		12:34	1-3	.333	0-1	.000	0-0	.000	0	0	0	2.5	3	2	0	0	2	2	4.9
San Diego St.	01/09/2024		11:30	0-0	.000	0-0	.000	0-0	.000	0	1	1	2.4	4	0	1	0	0	0	4.6
at Air Force	01/13/2024		03:43	0-0	.000	0-0	.000	0-0	.000	0	1	1	2.3	1	0	1	0	0	0	4.4
at Fresno St.	01/16/2024		03:30	0-2	.000	0-2	.000	0-0	.000	1	1	2	2.3	0	1	0	0	0	0	4.1
New Mexico	01/24/2024		10:22	1-1	1.000	0-0	.000	0-0	.000	2	1	3	2.3	0	0	0	1	1	2	4.0
UNLV	01/27/2024		01:20	0-1	.000	0-1	.000	0-0	.000	0	0	0	2.2	1	1	0	0	0	0	3.8
at Nevada	02/02/2024		08:49	0-1	.000	0-0	.000	0-0	.000	1	0	1	2.1	0	1	1	0	0	0	3.6
at Colorado St.	02/09/2024		04:54	0-0	.000	0-0	.000	0-0	.000	0	2	2	2.1	0	0	0	0	0	0	3.5
at Boise St.	02/20/2024		06:36	0-2	.000	0-0	.000	0-0	.000	0	2	2	2.1	1	0	0	0	0	0	3.3
Totals		2	270:19	30-64	.469	6-27	.222	10-12	.833	18	31	49	2.1	46	14	18	4	7	76	3.3

Player Averages

Games Played	Minutes/game	Points/game	FG Pct	3FG Pct	FT Pct	Rebounds/game	Assists/game	Turnovers/game	Assist/Turnover ratio	Steals/game	Blocks/game
23	11.8	3.3	46.9	22.2	83.3	2.1	0.6	0.8	0.8	0.3	0.2

SEASON	TEAM	GP-GS	MIN/AVG	Field Goals		3-Point		F-Throws		Rebounds				Scoring						
				FG-FGA	FG%	3FG-3FGA	3FG%	FT-FTA	FT%	OFF	DEF	TOT	AVG	PF-FO	A	TO	BLK	STL	PTS	AVG
2023-24	SJSU	23-2	270/11.8	30-64	.469	6-27	.222	10-12	.833	18	31	49	2.1	46-1	14	18	4	7	76	3.3
TOTAL		23-2	270/11.8	30-64	.469	6-27	.222	10-12	.833	18	31	49	2.1	46-1	14	18	4	7	76	3.3



*Key player off the bench for the Spartans in 2022-23

*Team captain

*Currently out due to injury

Season Highs	Career Highs
Points	18, Air Force, 1/24/23
FG Made	9, Air Force, 1/24/23
FG Att	12, Air Force, 1/24/23
3pt Made	
3pt Attempted	
FT Made	5, Boise State, 2/25/23
FT Att	8, Boise State, 2/25/23
Rebounds	13, UNLV, 12/28/22
Assists	2, Five games
Blocks	3, Colorado St., 12/31/22
Steals	3, New Mexico, 1/17/23

#22
Robert Vaihola
F • 6-8 • 245 • SO
San Mateo, Calif./
Fresno State

10+ Rebound Games (5)
13 - UNLV, 12/28/22
11 - Boise State, 2/28/23
10 -Bethesda, 11/12/22
10 - at New Mexico, 1/17/23
10 - Air Force, 1/24/23

SEASON	TEAM	GP-GS	MIN/AVG	Field Goals		3-Point		F-Throws		Rebounds				Scoring						
				FG-FGA	FG%	3FG-3FGA	3FG%	FT-FTA	FT%	OFF	DEF	TOT	AVG	PF-FO	A	TO	BLK	STL	PTS	AVG
2021-22	Fresno	22-0	150/6.8	13-17	.765	0-0	.000	6-17	.353	13	30	43	2.0	13-0	5	9	5	1	32	1.5
2022-23	SJSU	35-0	702/20.1	116-163	.712	0-0	.000	34-60	.567	106	122	228	6.5	66-1	19	50	20	14	266	7.6
TOTAL FOR SJSU		35-0	702/20.1	116-163	.712	0-0	.000	34-60	.567	106	122	228	6.5	66-1	19	50	20	14	266	7.6
TOTAL		57-0	853/15.0	129-180	.717	0-0	.000	40-77	.519	119	152	271	4.8	79-1	24	59	25	15	298	5.2



*Played his first game of the season against Norfolk State after recovering from an injury, dishing out three assists and grabbing one rebound

*Had two steals against Hampton

*Registered eight points, four rebounds and two blocks against North Dakota St

*Produced double-digit points in back-to-back games, against New Orleans and Montana

Season Highs.....Career Highs
 11, vs. New Orleans, 12/9.....Points..... 11, New Orleans, 12/9/23
 5, vs. New Mexico, 1/24FG Made 5, New Mexico, 1/24
 7, Two gamesFG Attempted.....7, Two games
 2, Two games3pt Made 2, Two games
 3, Two games3pt Attempted 3, Two games
 5, vs. New Orleans, 12/9 FT Made.....5, New Orleans, 12/9/23
 7, vs. New Orleans, 12/9 FT Att7, New Orleans, 12/9/23
 4, vs. North Dakota St, 11/27Rebounds. 4, North Dakota St, 11/27/23
 3, Two games Assists 3, Two games
 2, vs. North Dakota St, 11/27Blocks..... 2, NDSU, 11/27/23
 2, Two games Steals 2, Two games

#23

Diogo (DJ)
Seixas

F • 6-8 • 235 • FR
Lisbon, Portugal/
212 Sports
Academy

*Scored nine points against Santa Clara, shooting 4-for-5 from the field

*Knocked down two 3-pointers against Air Force

*Scored 10 points against New Mexico

*Got his first career start, against Air Force at home

Opponent	Date	GS	MIN	Total		3-Pointers		Free throws		Rebounds				PF	A	TO	BLK	STL	PTS	AVG
				FG-FGA	PCT	3FG-3FGA	PCT	FT-FTA	PCT	OFF	DEF	TOT	AVG							
vs Norfolk St.	11/18/2023		13:32	0-0	.000	0-0	.000	0-0	.000	0	1	1	1.0	2	3	1	0	0	0	0.0
vs Hampton	11/20/2023		09:42	0-1	.000	0-1	.000	0-0	.000	0	1	1	1.0	3	0	1	0	2	0	0.0
North Dakota St.	11/27/2023		18:57	3-4	.750	1-2	.500	1-1	1.000	1	3	4	2.0	3	0	2	2	0	8	2.7
at Cal Poly	11/29/2023		10:48	0-2	.000	0-2	.000	0-0	.000	0	1	1	1.8	2	0	1	0	0	0	2.0
at Montana	12/02/2023		07:28	0-2	.000	0-1	.000	0-0	.000	0	2	2	1.8	1	0	3	0	0	0	1.6
at North Dakota St.	12/04/2023		09:27	1-4	.250	0-1	.000	0-0	.000	0	1	1	1.7	3	0	0	0	0	2	1.7
New Orleans	12/09/2023		13:21	3-4	.750	0-1	.000	5-7	.714	1	1	2	1.7	1	1	0	0	2	11	3.0
Montana	12/17/2023		13:43	3-5	.600	2-2	1.000	2-2	1.000	0	1	1	1.6	0	0	1	0	0	10	3.9
Santa Clara	12/20/2023		09:57	4-5	.800	0-0	.000	1-1	1.000	0	0	0	1.4	2	1	1	0	0	9	4.4
at Wyoming	01/02/2024		04:54	1-1	1.000	1-1	1.000	0-0	.000	0	0	0	1.3	3	0	1	0	0	3	4.3
Boise St.	01/05/2024		01:59	0-0	.000	0-0	.000	0-0	.000	0	0	0	1.2	0	0	0	0	0	0	3.9
San Diego St.	01/09/2024		16:05	2-6	.333	0-2	.000	1-1	1.000	0	2	2	1.3	3	1	0	0	0	5	4.0
at Air Force	01/13/2024		15:40	2-3	.667	2-3	.667	0-0	.000	0	2	2	1.3	3	0	1	0	0	6	4.2
at Fresno St.	01/16/2024		19:27	3-7	.429	1-3	.333	0-0	.000	1	1	2	1.4	1	3	0	0	1	7	4.4
New Mexico	01/24/2024		12:05	5-7	.714	0-0	.000	0-0	.000	1	0	1	1.3	4	0	1	0	0	10	4.7
UNLV	01/27/2024		16:54	2-3	.667	1-2	.500	0-2	.000	1	0	1	1.3	3	1	2	0	0	5	4.8
at Utah St.	01/30/2024		09:37	1-1	1.000	0-0	.000	1-1	1.000	0	0	0	1.2	3	1	1	0	1	3	4.6
at Nevada	02/02/2024		11:29	0-1	.000	0-1	.000	0-0	.000	0	1	1	1.2	2	0	1	0	1	0	4.4
Fresno St.	02/06/2024		06:54	1-3	.333	0-1	.000	0-0	.000	0	1	1	1.2	2	0	0	0	0	2	4.3
at Colorado St.	02/09/2024		16:01	0-3	.000	0-1	.000	1-2	.500	0	2	2	1.3	3	1	0	0	0	1	4.1
Air Force	02/13/2024	*	12:22	1-2	.500	0-0	.000	0-0	.000	0	1	1	1.2	2	2	0	0	0	2	4.0
Wyoming	02/17/2024	*	05:30	0-0	.000	0-0	.000	0-0	.000	0	0	0	1.2	2	0	1	0	0	0	3.8
at Boise St.	02/20/2024		17:26	0-0	.000	0-0	.000	0-0	.000	0	0	0	1.1	1	0	0	0	1	0	3.7
Nevada	02/23/2024	*	20:22	1-3	.333	1-3	.333	1-2	.500	0	1	1	1.1	3	0	2	0	2	4	3.7
Totals		3	293:39	33-67	.493	9-27	.333	13-19	.684	5	22	27	1.1	52	14	20	2	10	88	3.7

Player Averages

Games Played	Minutes/game	Points/game	FG Pct	3FG Pct	FT Pct	Rebounds/game	Assists/game	Turnovers/game	Assist/Turnover ratio	Steals/game	Blocks/game
24	12.2	3.7	49.3	33.3	68.4	1.1	0.6	0.8	0.7	0.4	0.1

SEASON	TEAM	Field Goals		3-Point		F-Throws		Rebounds				Scoring								
		GP-GS	MIN/AVG	FG-FGA	FG%	3FG-3FGA	3FG%	FT-FTA	FT%	OFF	DEF	TOT	AVG	PF-FO	A	TO	BLK	STL	PTS	AVG
2023-24	SJSU	24-3	294/12.2	33-67	.493	9-27	.333	13-19	.684	5	22	27	1.1	52-0	14	20	2	10	88	3.7
TOTAL		24-3	294/12.2	33-67	.493	9-27	.333	13-19	.684	5	22	27	1.1	52-0	14	20	2	10	88	3.7



- *Made his Spartan debut against Bethesda
- *Made a 3-pointer versus Bethesda
- *Made a 3-pointer against NorfolkState

Season Highs.....	Career Highs
3, Two games	Points..... 3, Two games
1, Two games	FG Made..... 1, Two games
1, Two games	FG Attempted..... 1, Two games
1, Two games	3pt Made..... 1, Two games
1, Two games	3pt Attempted..... 1, Two games
.....	FT Made.....
.....	FT Att.....
.....	Rebounds.....
.....	Assists.....
.....	Blocks.....
.....	Steals.....

#24
Bennett
Blackerby
G • 6-0 • 180 • FR
Austin, Texas/
L.C. Anderson HS

Opponent	Date	GS	MIN	Total		3-Pointers		Free throws		Rebounds				PF				PTS	AVG	
				FG-FGA	PCT	3FG-3FGA	PCT	FT-FTA	PCT	OFF	DEF	TOT	AVG	A	TO	BLK	STL			
Bethesda (CA)	11/09/2023		03:42	1-1	1.000	1-1	1.000	0-0	.000	0	0	0	0.0	0	0	0	0	0	3	3.0
vs Norfolk St.	11/18/2023		02:27	1-1	1.000	1-1	1.000	0-0	.000	0	0	0	0.0	0	0	0	0	0	3	3.0
at Montana	12/02/2023		02:57	0-0	.000	0-0	.000	0-0	.000	0	0	0	0.0	1	0	0	0	0	0	2.0
at Utah St.	01/30/2024		01:40	0-0	.000	0-0	.000	0-0	.000	0	0	0	0.0	0	0	1	0	0	0	1.5
at Nevada	02/02/2024		02:59	0-0	.000	0-0	.000	0-0	.000	0	0	0	0.0	0	0	0	0	0	0	1.2
Totals		0	13:45	2-2	1.000	2-2	1.000	0-0	.000	0	0	0	0.0	1	0	1	0	0	6	1.2

Player Averages

Games Played	Minutes/game	Points/game	FG Pct	3FG Pct	FT Pct	Rebounds/game	Assists/game	Turnovers/game	Assist/Turnover ratio	Steals/game	Blocks/game
5	2.8	1.2	100.0	100.0	0.0	0.0	0.0	0.2	0.0	0.0	0.0

SEASON	TEAM	GP-GS	MIN/AVG	Field Goals		3-Point		F-Throws		Rebounds				Scoring						
				FG-FGA	FG%	3FG-3FGA	3FG%	FT-FTA	FT%	OFF	DEF	TOT	AVG	PF-FO	A	TO	BLK	STL	PTS	AVG
2023-24	SJSU	5-0	14/2.8	2-2	1.000	2-2	1.000	0-0	.000	0	0	0	0.0	1-0	0	1	0	0	6	1.2
TOTAL		5-0	14/2.8	2-2	1.000	2-2	1.000	0-0	.000	0	0	0	0.0	1-0	0	1	0	0	6	1.2



*Promoted from student manager in November of 2022

*Scored two points against Bethesda and at Texas Tech

*Grabbed five defensive rebounds at Texas Tech

*Saw time in the UC Irvine game where he blocked a shot and grabbed two rebounds in almost 13 minutes of action

*Dished out three assists and grabbed a steal against Bethesda

*Hit a 3-pointer against Norfolk State

*Hit a 3-pointer against Cal Poly

Season Highs.....	Career Highs
3, Two games	Points..... 3, Two games
1, Four games.....	FG Made..... 1, Five games
3, at Texas Tech, 11/12.....	FG Attempted..... 3, Two games
1, Two games	3pt Made..... 1, Three games
1, Three games	3pt Attempted.....2, So. Ind., 3/18/23
.....	FT Made..... 2, North Texas, 11/25/22
1, vs. Bethesda, 11/9	FT Att..... 2, North Texas, 11/25/22
5, at Texas Tech, 11/12.....	Rebounds.....5, Texas Tech, 11/12/23
3, vs. Bethesda, 11/9	Assists..... 3, Bethesda, 11/9/23
1, vs. UC Irvine, 11/7	Blocks..... 1, UC Irvine, 11/7
1, Four games.....	Steals..... 1, Six games

#25
Ryen
Perry
G • 6-2 • 185 • SR
Placentia, Calif./
Fullerton College

Opponent	Date	GS	MIN	Total		3-Pointers		Free throws		Rebounds				PF	A	TO	BLK	STL	PTS	AVG	
				FG-FGA	PCT	3FG-3FGA	PCT	FT-FTA	PCT	OFF	DEF	TOT	AVG								
UC Irvine	11/07/2023		12:51	0-0	.000	0-0	.000	0-0	.000	0	2	2	2.0	1	0	0	1	0	0	0.0	
Bethesda (CA)	11/09/2023		14:52	1-1	1.000	0-0	.000	0-1	.000	0	1	1	1.5	0	3	2	0	1	2	1.0	
at Texas Tech	11/12/2023		15:51	1-3	.333	0-1	.000	0-0	.000	0	5	5	2.7	1	1	1	0	0	2	1.3	
vs Abilene Christian	11/17/2023		09:19	0-0	.000	0-0	.000	0-0	.000	0	0	0	2.0	0	0	0	1	0	0	1.0	
vs Norfolk St.	11/18/2023		12:18	1-2	.500	1-1	1.000	0-0	.000	0	2	2	2.0	0	0	1	0	0	3	1.4	
vs Hampton	11/20/2023		08:49	0-1	.000	0-1	.000	0-0	.000	0	2	2	2.0	1	1	0	0	1	0	1.2	
North Dakota St.	11/27/2023		14:26	0-1	.000	0-0	.000	0-0	.000	0	4	4	2.3	1	1	0	0	1	0	1.0	
at Cal Poly	11/29/2023		20:39	1-2	.500	1-1	1.000	0-0	.000	0	1	1	2.1	1	0	0	0	1	3	1.3	
Totals			0	109:05	4-10	.400	2-4	.500	0-1	.000	0	17	17	2.1	5	6	4	2	4	10	1.3

Player Averages

Games Played	Minutes/game	Points/game	FG Pct	3FG Pct	FT Pct	Rebounds/game	Assists/game	Turnovers/game	Assist/Turnover ratio	Steals/game	Blocks/game
8	13.6	1.3	40.0	50.0	0.0	2.1	0.8	0.5	1.5	0.5	0.3

SEASON	TEAM	GP-GS	MIN/AVG	Field Goals		3-Point		F-Throws		Rebounds				Scoring						
				FG-FGA	FG%	3FG-3FGA	3FG%	FT-FTA	FT%	OFF	DEF	TOT	AVG	PF	FO	A	TO	BLK	STL	PTS
2022-23	SJSU	10-0	37/3.7	1-6	.167	1-5	.200	2-2	1.000	1	4	5	0.5	2-0	0	2	0	2	5	0.5
2023-24	SJSU	8-0	109/13.6	4-10	.400	2-4	.500	0-1	.000	0	17	17	2.1	5-0	6	4	2	4	10	1.3
TOTAL		18-0	146/8.1	5-16	.313	3-9	.333	2-3	.667	1	21	22	1.2	7-0	6	6	2	6	15	0.8