



Officials: Bill Vinovich, Ryan Holmes, Layne Barney

San Jose St. - 50

Record: 9-21 (2-15)

NO.	Name	F	Min	FG			Rebounds			Fouls		TP	AS	TO	ST	Blocks		+/-
				M-A	M-A	M-A	OR	DR	TOT	PF	FD					BS	BA	
12	Tibet Gorener	F	36:20	1-7	0-4	4-5	0	3	3	4	2	6	0	0	1	0	1	-14
15	Trey Anderson	F	40:00	3-13	1-6	2-2	1	5	6	4	3	9	4	1	1	0	3	-18
23	Diogo Seixas	F	14:42	2-4	0-0	0-0	0	2	2	0	1	4	0	1	1	0	1	-10
0	Myron Amey Jr.	G	30:11	1-9	0-4	4-4	0	8	8	4	1	6	4	2	2	0	1	-17
13	Alvaro Cardenas	G	35:54	6-9	3-4	2-2	0	1	1	4	5	17	3	4	1	0	0	-9
6	Latrell Davis		27:24	4-8	0-1	0-0	2	0	2	3	1	8	1	5	0	0	2	-8
20	Christian Wise		02:08	0-1	0-0	0-0	1	0	1	0	0	0	0	0	0	0	1	-7
1	Garrett Anderson		06:20	0-1	0-1	0-0	0	2	2	0	0	0	0	0	0	1	0	-2
21	William Humer		03:10	0-1	0-1	0-0	0	0	0	0	0	0	0	0	0	0	1	2
2	Rickey Mitchell Jr.		03:51	0-0	0-0	0-0	0	0	0	0	0	0	0	0	0	0	0	-7
Team							1	2	3			0			2			
<b>Totals</b>				17-53	4-21	12-13	5	23	28	20	13	50	12	15	6	1	10	-18

Shooting By Period		
1 <sup>st</sup> FG%	5-25	20.0%
3PT%	2-12	16.7%
FT%	6-7	85.7%
2 <sup>nd</sup> FG%	12-28	42.9%
3PT%	2-9	22.2%
FT%	6-6	100%
GM FG%	17-53	32.1%
3PT%	4-21	19.0%
FT%	12-13	92.3%

Dead Ball Rebounds: 1, 0

Technical Fouls: Coach 2<sup>nd</sup> 9:02

UNLV - 68

Record: 18-10 (11-5)

NO.	Name	F	Min	FG			Rebounds			Fouls		TP	AS	TO	ST	Blocks		+/-
				M-A	M-A	M-A	OR	DR	TOT	PF	FD					BS	BA	
5	Rob Whaley Jr.	F	21:45	3-4	0-0	1-3	3	0	3	2	3	7	0	3	2	0	0	3
10	Kalib Boone	F	29:27	3-6	0-0	3-4	2	10	12	1	2	9	3	3	0	4	0	11
20	Keylan Boone	F	35:29	2-9	1-6	0-0	4	8	12	2	1	5	1	0	1	4	0	20
11	Dedan Thomas Jr.	G	34:08	6-15	1-6	5-6	0	1	1	1	7	18	3	3	1	0	0	12
15	Luis Rodriguez	G	35:14	4-8	1-3	6-6	2	7	9	2	3	15	1	4	2	0	0	20
0	Isaiah Cottrell		05:50	0-2	0-0	1-2	1	0	1	2	2	1	0	1	1	1	0	10
13	Brooklyn Hicks		06:38	1-3	1-1	0-1	0	0	0	2	1	3	0	1	1	0	1	4
2	Justin Webster		14:53	0-1	0-1	2-2	0	0	0	0	0	2	0	0	0	1	0	12
24	Jackie Johnson III		14:35	3-6	2-4	0-0	0	1	1	0	0	8	1	0	0	0	0	-1
22	Karl Jones		01:11	0-0	0-0	0-0	0	0	0	2	0	0	0	1	0	0	0	-1
3	Shane Nowell		00:25	0-0	0-0	0-0	0	0	0	0	0	0	0	0	0	0	0	0
31	Nick Walters		00:25	0-0	0-0	0-0	0	0	0	0	0	0	0	0	0	0	0	0
Team							1	4	5			0			3			
<b>Totals</b>				22-54	6-21	18-24	13	31	44	14	19	68	9	19	8	10	1	18

Shooting By Period		
1 <sup>st</sup> FG%	11-28	39.3%
3PT%	2-10	20.0%
FT%	9-11	81.8%
2 <sup>nd</sup> FG%	11-26	42.3%
3PT%	4-11	36.4%
FT%	9-13	69.2%
GM FG%	22-54	40.7%
3PT%	6-21	28.6%
FT%	18-24	75.0%

Dead Ball Rebounds: 2, 0

Technical Fouls: Hicks 2<sup>nd</sup> 13:26

	SJSU	UNLV
Biggest lead	0 (1 <sup>st</sup> 20:00)	22 (2 <sup>nd</sup> 2:40)
Best Scoring Run	9 (2 <sup>nd</sup> 11:57)	11 (1 <sup>st</sup> 12:11)
Lead Changes	0	
Times Tied	1	
Time with Lead	00:00	38:44

Points from	SJSU	UNLV
Turnovers	15	16
Paint	24	30
Second Chance	2	15
Fast Breaks	4	8
Bench	8	14

	Period by Period Scoring		
	1st	2nd	TOT
SJSU	18	32	50
UNLV	33	35	68



**Period 1**

**Quarter Starters:**

<b>UNLV</b>	5 Whaley Jr. R	10 Boone K	11 Thomas Jr. D	15 Rodriguez L	20 Boone K
<b>SJSU</b>	0 Amey Jr. M	12 Gorener T	13 Cardenas A	15 Anderson T	23 Seixas D

Game Time	UNLV	Score	Diff	SJSU
20:00	10 BOONE K jumpball won			12 GORENER T jumpball lost
19:43	10 BOONE K 2pt FG in the paint, dunk, made (2)	<b>2-0</b>	<b>2</b>	
19:43	11 THOMAS JR. D assist (1)			
19:20				15 ANDERSON T 3pt FG , jump shot missed
19:18	10 BOONE K defensive rebound (1)			
18:56	20 BOONE K 3pt FG , jump shot missed			
18:54	5 WHALEY JR. R offensive rebound (1)			
18:44	5 WHALEY JR. R turnover bad pass (1)			0 AMEY JR. M steal (1)
18:38	11 THOMAS JR. D foul drawn (1)			0 AMEY JR. M foul offensive (1 - 1)
18:38				0 AMEY JR. M turnover offensive (1)
18:17	11 THOMAS JR. D 3pt FG from turnover, jump shot missed			
18:14	20 BOONE K offensive rebound (1)			
17:56	11 THOMAS JR. D 3pt FG from turnover second chance, jump shot missed			
17:55	offensive dead ball rebound (1)			
17:55	turnover shot clock (2)			
17:26		<b>2-2</b>	<b>0</b>	13 CARDENAS A 2pt FG from turnover outside the paint, jump shot made (2)
17:00	10 BOONE K turnover bad pass (1)			15 ANDERSON T steal (1)
16:54				0 AMEY JR. M 3pt FG from turnover, jump shot missed
16:51	20 BOONE K defensive rebound (2)			
16:27	15 RODRIGUEZ L 2pt FG in the paint, layup made (2)	<b>4-2</b>	<b>2</b>	
16:14				23 SEIXAS D 2pt FG outside the paint, jump shot missed
16:10	20 BOONE K defensive rebound (3)			
16:02	11 THOMAS JR. D foul drawn (2)			0 AMEY JR. M foul personal (2 - 2)
16:02	10 BOONE K substitution out			
16:02	0 COTTRELL I substitution in			
16:02				0 AMEY JR. M substitution out
16:02				6 DAVIS L substitution in
15:54	15 RODRIGUEZ L turnover lost ball (1)			23 SEIXAS D steal (1)
15:50				6 DAVIS L 2pt FG from turnover in the paint, layup blocked
15:50	20 BOONE K block (1)			
15:49				6 DAVIS L offensive rebound (1)
15:49				6 DAVIS L turnover out of bounds (1)
15:31	20 BOONE K 2pt FG from turnover in the paint, jump shot missed			
15:29	offensive rebound (6)			
15:27	0 COTTRELL I 2pt FG from turnover second chance in the paint, layup missed			
15:24	0 COTTRELL I offensive rebound (1)			
15:24	0 COTTRELL I 2pt FG from turnover second chance in the paint, layup missed			
15:23				23 SEIXAS D defensive rebound (1)
15:03				6 DAVIS L 3pt FG , jump shot missed
15:01				15 ANDERSON T offensive rebound (1)



Game Time	UNLV	Score	Diff	SJSU
14:58	0 COTTRELL I steal (1)			6 DAVIS L turnover bad pass (2)
14:58	0 COTTRELL I foul drawn (1)			6 DAVIS L foul personal (1 - 3)
14:41	20 BOONE K 3pt FG from turnover, jump shot missed			
14:38				23 SEIXAS D defensive rebound (2)
14:29				13 CARDENAS A 2pt FG in the paint, layup missed
14:27				offensive rebound (5)
14:27	5 WHALEY JR. R substitution out			
14:27	20 BOONE K substitution out			
14:27	10 BOONE K substitution in			
14:27	13 HICKS B substitution in			
14:22	13 HICKS B steal (1)			13 CARDENAS A turnover bad pass (1)
14:00	10 BOONE K 2pt FG from turnover outside the paint, jump shot missed			
13:57	10 BOONE K offensive rebound (2)			
13:57	10 BOONE K 2pt FG from turnover second chance in the paint, dunk, made (4)	<b>6-2</b>	<b>4</b>	
13:35				12 GORENER T 3pt FG , jump shot missed
13:33	10 BOONE K defensive rebound (3)			
13:33	10 BOONE K turnover travel (2)			
13:33	0 COTTRELL I substitution out			
13:33	11 THOMAS JR. D substitution out			
13:33	2 WEBSTER J substitution in			
13:33	20 BOONE K substitution in			
13:33				23 SEIXAS D substitution out
13:33				20 WISE C substitution in
13:25				12 GORENER T 2pt FG from turnover outside the paint, jump shot missed
13:22	15 RODRIGUEZ L defensive rebound (1)			
13:15	10 BOONE K foul drawn (1)			13 CARDENAS A foul shooting (1 - 4)
13:15	10 BOONE K free throw 1 - 2 made (5)	<b>7-2</b>	<b>5</b>	
13:15				12 GORENER T substitution out
13:15				0 AMEY JR. M substitution in
13:15	10 BOONE K free throw 2 - 2 made (6)	<b>8-2</b>	<b>6</b>	
12:53				20 WISE C 2pt FG in the paint, layup blocked
12:53	10 BOONE K block (1)			
12:50	10 BOONE K defensive rebound (4)			
12:35	15 RODRIGUEZ L foul drawn (1)			6 DAVIS L foul shooting (2 - 5)
12:35	15 RODRIGUEZ L free throw 1 - 2 made (3)	<b>9-2</b>	<b>7</b>	
12:35				6 DAVIS L substitution out
12:35				1 ANDERSON G substitution in
12:35	15 RODRIGUEZ L free throw 2 - 2 made (4)	<b>10-2</b>	<b>8</b>	
12:35	15 RODRIGUEZ L substitution out			
12:35	24 JOHNSON III J substitution in			
12:21	20 BOONE K steal (1)			13 CARDENAS A turnover bad pass (2)
12:16	13 HICKS B 2pt FG from turnover in the paint, layup blocked			
12:16				1 ANDERSON G block (1)
12:12	10 BOONE K offensive rebound (5)			
12:11	24 JOHNSON III J 3pt FG from turnover second chance, jump shot made (3)	<b>13-2</b>	<b>11</b>	
12:11	10 BOONE K assist (1)			



**San Jose St. at UNLV**

03/02/24 Thomas & Mack Center, Las Vegas  
2023-24 Men's Basketball

**Game Time:** 7:00 PM  
**Game Duration:** 2:00  
**Attendance:** 6,404

**Officials:** Bill Vinovich, Ryan Holmes, Layne Barney

Game Time	UNLV	Score	Diff	SJSU
12:08				Timeout 30 Sec
11:47	13 HICKS B foul personal (1 - 1)			13 CARDENAS A foul drawn (1)
11:26				0 AMEY JR. M 2pt FG in the paint, layup missed
11:25				20 WISE C offensive rebound (1)
11:25				20 WISE C substitution out
11:25				23 SEIXAS D substitution in
11:24		<b>13-4</b>	<b>9</b>	23 SEIXAS D 2pt FG second chance in the paint, layup made (2)
11:24				15 ANDERSON T assist (1)
11:07	20 BOONE K 2pt FG in the paint, jump shot missed			
11:03				15 ANDERSON T defensive rebound (2)
10:45		<b>13-6</b>	<b>7</b>	23 SEIXAS D 2pt FG in the paint, layup made (4)
10:45				0 AMEY JR. M assist (1)
10:27	2 WEBSTER J 3pt FG , jump shot missed			
10:25	20 BOONE K offensive rebound (4)			
10:24	24 JOHNSON III J 3pt FG second chance, jump shot made (6)	<b>16-6</b>	<b>10</b>	
10:24	20 BOONE K assist (1)			
10:03				23 SEIXAS D 2pt FG in the paint, layup blocked
10:03	2 WEBSTER J block (1)			
09:59	10 BOONE K defensive rebound (6)			
09:49	10 BOONE K 2pt FG in the paint, layup missed			
09:47				1 ANDERSON G defensive rebound (1)
09:35	10 BOONE K foul shooting (1 - 2)			15 ANDERSON T foul drawn (1)
09:35		<b>16-7</b>	<b>9</b>	15 ANDERSON T free throw 1 - 2 made (1)
09:35	2 WEBSTER J substitution out			
09:35	10 BOONE K substitution out			
09:35	13 HICKS B substitution out			
09:35	20 BOONE K substitution out			
09:35	5 WHALEY JR. R substitution in			
09:35	11 THOMAS JR. D substitution in			
09:35	15 RODRIGUEZ L substitution in			
09:35	22 JONES K substitution in			
09:35				0 AMEY JR. M substitution out
09:35				12 GORENER T substitution in
09:35		<b>16-8</b>	<b>8</b>	15 ANDERSON T free throw 2 - 2 made (2)
09:17	15 RODRIGUEZ L 2pt FG in the paint, layup made (6)	<b>18-8</b>	<b>10</b>	
09:17	24 JOHNSON III J assist (1)			
09:00	22 JONES K foul shooting (1 - 3)			12 GORENER T foul drawn (1)
09:00		<b>18-9</b>	<b>9</b>	12 GORENER T free throw 1 - 3 made (1)
09:00				12 GORENER T free throw 2 - 3 missed
09:00				offensive dead ball rebound (1)
09:00				23 SEIXAS D substitution out
09:00				21 HUMER W substitution in
09:00		<b>18-10</b>	<b>8</b>	12 GORENER T free throw 3 - 3 made (2)
08:49	22 JONES K foul offensive (2 - 4)			13 CARDENAS A foul drawn (2)
08:49	22 JONES K turnover offensive (1)			
08:49	22 JONES K substitution out			
08:49	10 BOONE K substitution in			
08:35				1 ANDERSON G 3pt FG from turnover, jump shot missed



**San Jose St. at UNLV**

03/02/24 Thomas & Mack Center, Las Vegas  
2023-24 Men's Basketball

**Game Time:** 7:00 PM  
**Game Duration:** 2:00  
**Attendance:** 6,404

**Officials:** Bill Vinovich, Ryan Holmes, Layne Barney

Game Time	UNLV	Score	Diff	SJSU
08:32	15 RODRIGUEZ L defensive rebound (2)			
08:19	24 JOHNSON III J 3pt FG , jump shot missed			
08:17	15 RODRIGUEZ L offensive rebound (3)			
08:17	15 RODRIGUEZ L turnover dribbling violation (2)			
08:17				1 ANDERSON G substitution out
08:17				6 DAVIS L substitution in
08:01				15 ANDERSON T 2pt FG from turnover outside the paint, jump shot missed
07:59	24 JOHNSON III J defensive rebound (1)			
07:55	10 BOONE K turnover bad pass (3)			13 CARDENAS A steal (1)
07:46		<b>18-13</b>	<b>5</b>	15 ANDERSON T 3pt FG from turnover, jump shot made (5)
07:46				13 CARDENAS A assist (1)
07:24	11 THOMAS JR. D turnover lost ball (1)			
07:24	Timeout media			
07:24	24 JOHNSON III J substitution out			
07:24	20 BOONE K substitution in			
07:14				12 GORENER T 3pt FG from turnover, jump shot missed
07:12	defensive rebound (18)			
06:53	11 THOMAS JR. D 2pt FG in the paint, layup made (2)	<b>20-13</b>	<b>7</b>	
06:29				21 HUMER W substitution out
06:29				23 SEIXAS D substitution in
06:21				15 ANDERSON T 3pt FG , jump shot missed
06:18	defensive rebound (19)			
06:07	11 THOMAS JR. D foul drawn (3)			13 CARDENAS A foul personal (2 - 6)
05:50	15 RODRIGUEZ L 3pt FG , jump shot missed			
05:47				15 ANDERSON T defensive rebound (3)
05:36	jump ball situation			
05:25				15 ANDERSON T 3pt FG , jump shot missed
05:23	15 RODRIGUEZ L defensive rebound (4)			
05:06	10 BOONE K 2pt FG in the paint, hook shot made (8)	<b>22-13</b>	<b>9</b>	
04:49		<b>22-16</b>	<b>6</b>	13 CARDENAS A 3pt FG , jump shot made (5)
04:49				15 ANDERSON T assist (2)
04:35	5 WHALEY JR. R foul drawn (1)			12 GORENER T foul personal (1 - 7)
04:35	10 BOONE K substitution out			
04:35	0 COTTRELL I substitution in			
04:35				6 DAVIS L substitution out
04:35				0 AMEY JR. M substitution in
04:35	5 WHALEY JR. R 1&1 free throw 1 missed			
04:34				0 AMEY JR. M defensive rebound (1)
04:06	11 THOMAS JR. D steal (1)			13 CARDENAS A turnover lost ball (3)
04:06	11 THOMAS JR. D foul drawn (4)			13 CARDENAS A foul personal (3 - 8)
04:06				13 CARDENAS A substitution out
04:06				6 DAVIS L substitution in
04:06	11 THOMAS JR. D 1&1 free throw 1 made (3)	<b>23-16</b>	<b>7</b>	
04:06	11 THOMAS JR. D 1&1 free throw 2 made (4)	<b>24-16</b>	<b>8</b>	
03:55	5 WHALEY JR. R steal (1)			6 DAVIS L turnover bad pass (3)
03:51	11 THOMAS JR. D foul drawn (5)			6 DAVIS L foul personal (3 - 9)
03:51	Timeout media			
03:51				6 DAVIS L substitution out



Game Time	UNLV	Score	Diff	SJSU
03:51				2 MITCHELL JR. R substitution in
03:51	11 THOMAS JR. D 1&1 free throw 1 made (5)	<b>25-16</b>	<b>9</b>	
03:51	11 THOMAS JR. D 1&1 free throw 2 made (6)	<b>26-16</b>	<b>10</b>	
03:44	5 WHALEY JR. R foul personal (1 - 5)			23 SEIXAS D foul drawn (1)
03:44	5 WHALEY JR. R substitution out			
03:44	24 JOHNSON III J substitution in			
03:38				15 ANDERSON T 3pt FG , jump shot blocked
03:38	20 BOONE K block (2)			
03:34	15 RODRIGUEZ L defensive rebound (5)			
03:27	11 THOMAS JR. D 2pt FG in the paint, floating jump shot missed			
03:23	15 RODRIGUEZ L offensive rebound (6)			
03:23	15 RODRIGUEZ L 2pt FG second chance in the paint, dunk, made (8)	<b>28-16</b>	<b>12</b>	
03:09				0 AMEY JR. M 2pt FG in the paint, jump shot blocked
03:09	0 COTTRELL I block (1)			
03:05	20 BOONE K defensive rebound (5)			
02:52	24 JOHNSON III J 2pt FG in the paint, layup made (8)	<b>30-16</b>	<b>14</b>	
02:26	20 BOONE K foul personal (1 - 6)			15 ANDERSON T foul drawn (2)
02:16				15 ANDERSON T 2pt FG in the paint, layup blocked
02:16	20 BOONE K block (3)			
02:13	20 BOONE K defensive rebound (6)			
02:02	jump ball situation			
02:02	0 COTTRELL I foul drawn (2)			0 AMEY JR. M foul shooting (3 - 10)
02:02	0 COTTRELL I free throw 1 - 2 missed			
02:02	offensive dead ball rebound (2)			
02:02				0 AMEY JR. M substitution out
02:02				1 ANDERSON G substitution in
02:02	0 COTTRELL I free throw 2 - 2 made (1)	<b>31-16</b>	<b>15</b>	
02:02	0 COTTRELL I substitution out			
02:02	5 WHALEY JR. R substitution in			
01:36				23 SEIXAS D turnover bad pass (1)
01:36	Timeout 30 Sec			
01:20	15 RODRIGUEZ L 2pt FG from turnover in the paint, jump shot missed			
01:14				12 GORENER T defensive rebound (1)
01:01	20 BOONE K foul personal (2 - 7)			12 GORENER T foul drawn (2)
01:01	20 BOONE K substitution out			
01:01	10 BOONE K substitution in			
01:01		<b>31-17</b>	<b>14</b>	12 GORENER T 1&1 free throw 1 made (3)
01:01		<b>31-18</b>	<b>13</b>	12 GORENER T 1&1 free throw 2 made (4)
00:42	11 THOMAS JR. D 2pt FG in the paint, jump shot made (8)	<b>33-18</b>	<b>15</b>	
00:39				23 SEIXAS D substitution out
00:39				21 HUMER W substitution in
00:27				21 HUMER W 3pt FG , jump shot blocked
00:27	10 BOONE K block (2)			
00:22	15 RODRIGUEZ L defensive rebound (7)			
00:01	11 THOMAS JR. D 3pt FG , jump shot missed			
00:00				1 ANDERSON G defensive rebound (2)
<b>END OF PERIOD</b>				
<b>UNLV 33-18 SJSU</b>				



Official Basketball Play by Play - First Half  
**San Jose St. at UNLV**  
03/02/24 Thomas & Mack Center, Las Vegas  
2023-24 Men's Basketball

**Game Time:** 7:00 PM  
**Game Duration:** 2:00  
**Attendance:** 6,404

**Officials:** Bill Vinovich, Ryan Holmes, Layne Barney



San Jose St. at UNLV

03/02/24 Thomas & Mack Center, Las Vegas  
2023-24 Men's Basketball

Game Time: 7:00 PM  
Game Duration: 2:00  
Attendance: 6,404

Officials: Bill Vinovich, Ryan Holmes, Layne Barney

San Jose St. - 18

NO.	Name	Min	FG			Rebounds			Fouls		TP	AS	TO	ST	Blocks		+/-
			M-A	3P	FT	OR	DR	TOT	PF	FD					BS	BA	
12	Tibet Gorener	F 16:20	0-3	0-2	4-5	0	1	1	1	2	4	0	0	0	0	0	-11
15	Trey Anderson	F 20:00	1-7	1-5	2-2	1	2	3	0	2	5	2	0	1	0	2	-15
23	Diogo Seixas	F 14:42	2-4	0-0	0-0	0	2	2	0	1	4	0	1	1	0	1	-10
0	Myron Amey Jr.	G 10:11	0-3	0-1	0-0	0	1	1	3	0	0	1	1	1	0	1	-14
13	Alvaro Cardenas	G 15:54	2-3	1-1	0-0	0	0	0	3	2	5	1	3	1	0	0	-6
6	Latrell Davis	07:24	0-2	0-1	0-0	1	0	1	3	0	0	0	3	0	0	1	-5
20	Christian Wise	02:08	0-1	0-0	0-0	1	0	1	0	0	0	0	0	0	0	1	-7
1	Garrett Anderson	06:20	0-1	0-1	0-0	0	2	2	0	0	0	0	0	0	1	0	-2
21	William Humer	03:10	0-1	0-1	0-0	0	0	0	0	0	0	0	0	0	0	1	2
2	Rickey Mitchell Jr.	03:51	0-0	0-0	0-0	0	0	0	0	0	0	0	0	0	0	0	-7
Team						1	0	1			0		0				
<b>Totals</b>			5-25	2-12	6-7	4	8	12	10	7	18	4	8	4	1	7	-15

Shooting By Period		
1st FG%	5-25	20.0%
3PT%	2-12	16.7%
FT%	6-7	85.7%
GM FG%	5-25	20.0%
3PT%	2-12	16.7%
FT%	6-7	85.7%

Dead Ball Rebounds: 1, 0

Technical Fouls::NONE

UNLV - 33

NO.	Name	Min	FG			Rebounds			Fouls		TP	AS	TO	ST	Blocks		+/-
			M-A	3P	FT	OR	DR	TOT	PF	FD					BS	BA	
5	Rob Whaley Jr.	F 13:26	0-0	0-0	0-1	1	0	1	1	1	0	0	1	1	0	0	3
10	Kalib Boone	F 14:05	3-5	0-0	2-2	2	4	6	1	1	8	1	3	0	2	0	7
20	Keylan Boone	F 15:54	0-4	0-2	0-0	2	4	6	2	0	0	1	0	1	3	0	17
11	Dedan Thomas Jr.	G 16:02	2-6	0-3	4-4	0	0	0	0	5	8	1	1	1	0	0	10
15	Luis Rodriguez	G 17:00	3-5	0-1	2-2	2	5	7	0	1	8	0	2	0	0	0	14
0	Isaiah Cottrell	05:02	0-2	0-0	1-2	1	0	1	0	2	1	0	0	1	1	0	11
13	Brooklyn Hicks	04:52	0-1	0-0	0-0	0	0	0	1	0	0	0	0	1	0	1	7
2	Justin Webster	03:58	0-1	0-1	0-0	0	0	0	0	0	0	0	0	0	1	0	5
24	Jackie Johnson III	08:55	3-4	2-3	0-0	0	1	1	0	0	8	1	0	0	0	0	2
22	Karl Jones	00:46	0-0	0-0	0-0	0	0	0	2	0	0	0	1	0	0	0	-1
Team						1	2	3			0		1				
<b>Totals</b>			11-28	2-10	9-11	9	16	25	7	10	33	4	9	5	7	1	15

Shooting By Period		
1st FG%	11-28	39.3%
3PT%	2-10	20.0%
FT%	9-11	81.8%
GM FG%	11-28	39.3%
3PT%	2-10	20.0%
FT%	9-11	81.8%

Dead Ball Rebounds: 2, 0

Technical Fouls::NONE

	SJSU	UNLV
Biggest lead	0 (1st 20:00)	15 (1st 2:02)
Best Scoring Run	5(1st 7:46)	11(1st 12:11)
Lead Changes	0	
Times Tied	1	
Time with Lead	00:00	18:44

Points from	SJSU	UNLV
Turnovers	5	9
Paint	4	18
Second Chance	2	10
Fast Breaks	0	4
Bench	0	9

	Period by Period Scoring		
	1st	2nd	TOT
SJSU	18	32	50
UNLV	33	35	68





**Period 2**

**Quarter Starters:**

<b>UNLV</b>	5 Whaley Jr. R	10 Boone K	11 Thomas Jr. D	15 Rodriguez L	20 Boone K
<b>SJSU</b>	0 Amey Jr. M	6 Davis L	12 Gorener T	13 Cardenas A	15 Anderson T

Game Time	UNLV	Score	Diff	SJSU
20:00	24 JOHNSON III J substitution out			
20:00	20 BOONE K substitution in			
20:00				1 ANDERSON G substitution out
20:00				2 MITCHELL JR. R substitution out
20:00				21 HUMER W substitution out
20:00				0 AMEY JR. M substitution in
20:00				6 DAVIS L substitution in
20:00				13 CARDENAS A substitution in
19:41				0 AMEY JR. M 3pt FG , jump shot missed
19:37	20 BOONE K defensive rebound (7)			
19:25	15 RODRIGUEZ L 2pt FG in the paint, layup missed			
19:24				15 ANDERSON T defensive rebound (4)
19:24	15 RODRIGUEZ L foul personal (1 - 1)			15 ANDERSON T foul drawn (3)
18:53				turnover shot clock (9)
18:30	20 BOONE K 3pt FG from turnover, jump shot missed			
18:27				0 AMEY JR. M defensive rebound (2)
18:16				13 CARDENAS A 2pt FG outside the paint, jump shot missed
18:14	10 BOONE K defensive rebound (7)			
18:01	11 THOMAS JR. D 3pt FG , jump shot missed			
17:59				0 AMEY JR. M defensive rebound (3)
17:55		<b>33-20</b>	<b>13</b>	6 DAVIS L 2pt FG fast break in the paint, layup made (2)
17:55				0 AMEY JR. M assist (2)
17:39	5 WHALEY JR. R 2pt FG in the paint, layup missed			
17:37				0 AMEY JR. M defensive rebound (4)
17:27		<b>33-22</b>	<b>11</b>	15 ANDERSON T 2pt FG in the paint, dunk, made (7)
17:27				0 AMEY JR. M assist (3)
17:26	Timeout 30 Sec			
16:57	20 BOONE K 3pt FG , jump shot made (3)	<b>36-22</b>	<b>14</b>	
16:57	11 THOMAS JR. D assist (2)			
16:42		<b>36-24</b>	<b>12</b>	6 DAVIS L 2pt FG in the paint, layup made (4)
16:23	11 THOMAS JR. D 3pt FG , jump shot made (11)	<b>39-24</b>	<b>15</b>	
16:23	10 BOONE K assist (2)			
16:01				15 ANDERSON T 2pt FG in the paint, hook shot missed
15:58	20 BOONE K defensive rebound (8)			
15:45	5 WHALEY JR. R turnover bad pass (2)			0 AMEY JR. M steal (2)
15:40				0 AMEY JR. M 2pt FG from turnover in the paint, layup missed
15:36				6 DAVIS L offensive rebound (2)
15:36				6 DAVIS L 2pt FG from turnover second chance in the paint, layup missed
15:34	20 BOONE K defensive rebound (9)			
15:31	15 RODRIGUEZ L turnover bad pass (3)			
15:31	Timeout media			
15:31	5 WHALEY JR. R substitution out			



**San Jose St. at UNLV**

03/02/24 Thomas & Mack Center, Las Vegas  
2023-24 Men's Basketball

**Game Time:** 7:00 PM  
**Game Duration:** 2:00  
**Attendance:** 6,404

**Officials:** Bill Vinovich, Ryan Holmes, Layne Barney

Game Time	UNLV	Score	Diff	SJSU
15:31	24 JOHNSON III J substitution in			
15:17				12 GORENER T 3pt FG from turnover, jump shot blocked
15:17	20 BOONE K block (4)			
15:13	defensive rebound (30)			
14:58	11 THOMAS JR. D 2pt FG in the paint, layup made (13)	<b>41-24</b>	<b>17</b>	
14:47		<b>41-26</b>	<b>15</b>	0 AMEY JR. M 2pt FG in the paint, layup made (2)
14:47				13 CARDENAS A assist (2)
14:31	24 JOHNSON III J 3pt FG , jump shot missed			
14:28	20 BOONE K offensive rebound (10)			
14:23	11 THOMAS JR. D 2pt FG second chance in the paint, jump shot made (15)	<b>43-26</b>	<b>17</b>	
13:52				13 CARDENAS A 3pt FG , jump shot missed
13:50	10 BOONE K defensive rebound (8)			
13:28	20 BOONE K foul drawn (1)			0 AMEY JR. M foul personal (4 - 1)
13:28	10 BOONE K substitution out			
13:28	15 RODRIGUEZ L substitution out			
13:28	0 COTTRELL I substitution in			
13:28	13 HICKS B substitution in			
13:26	13 HICKS B 3pt FG , jump shot made (3)	<b>46-26</b>	<b>20</b>	
13:26	11 THOMAS JR. D assist (3)			
13:26	13 HICKS B foul drawn (1)			13 CARDENAS A foul shooting (4 - 2)
13:26	13 HICKS B foul class A technical (2 - 2)			
13:26	13 HICKS B turnover offensive (1)			
13:26		<b>46-27</b>	<b>19</b>	0 AMEY JR. M free throw 1 - 2 made (3)
13:26		<b>46-28</b>	<b>18</b>	0 AMEY JR. M free throw 2 - 2 made (4)
13:26	13 HICKS B free throw 1 - 1 missed			
13:25				0 AMEY JR. M defensive rebound (5)
13:17	0 COTTRELL I foul shooting (1 - 3)			0 AMEY JR. M foul drawn (1)
13:17		<b>46-29</b>	<b>17</b>	0 AMEY JR. M free throw 1 - 2 made (5)
13:17		<b>46-30</b>	<b>16</b>	0 AMEY JR. M free throw 2 - 2 made (6)
13:05	0 COTTRELL I foul offensive (2 - 4)			13 CARDENAS A foul drawn (3)
13:05	0 COTTRELL I turnover offensive (1)			
13:05	0 COTTRELL I substitution out			
13:05	10 BOONE K substitution in			
12:50		<b>46-32</b>	<b>14</b>	13 CARDENAS A 2pt FG from turnover in the paint, layup made (7)
12:50				6 DAVIS L assist (1)
12:26	13 HICKS B 2pt FG outside the paint, jump shot missed			
12:25				defensive rebound (19)
12:14				15 ANDERSON T 2pt FG outside the paint, jump shot missed
12:12	20 BOONE K defensive rebound (11)			
12:07	11 THOMAS JR. D turnover bad pass (2)			
12:07	13 HICKS B substitution out			
12:07	15 RODRIGUEZ L substitution in			
11:57		<b>46-35</b>	<b>11</b>	13 CARDENAS A 3pt FG from turnover, jump shot made (10)
11:57				15 ANDERSON T assist (3)
11:28	11 THOMAS JR. D 3pt FG , jump shot missed			
11:26	20 BOONE K offensive rebound (12)			
11:20	15 RODRIGUEZ L foul offensive (2 - 5)			13 CARDENAS A foul drawn (4)
11:20	15 RODRIGUEZ L turnover offensive (4)			



**San Jose St. at UNLV**

03/02/24 Thomas & Mack Center, Las Vegas  
2023-24 Men's Basketball

**Game Time:** 7:00 PM  
**Game Duration:** 2:00  
**Attendance:** 6,404

**Officials:** Bill Vinovich, Ryan Holmes, Layne Barney

Game Time	UNLV	Score	Diff	SJSU
11:20	Timeout media			
11:20	24 JOHNSON III J substitution out			
11:20	2 WEBSTER J substitution in			
11:09	11 THOMAS JR. D foul drawn (6)			15 ANDERSON T foul offensive (1 - 3)
11:09				15 ANDERSON T turnover offensive (1)
10:56	11 THOMAS JR. D 2pt FG from turnover outside the paint, jump shot made (17)	<b>48-35</b>	<b>13</b>	
10:40				0 AMEY JR. M 3pt FG , jump shot missed
10:38	defensive rebound (35)			
10:14	20 BOONE K 3pt FG , jump shot missed			
10:12				defensive rebound (20)
09:55				15 ANDERSON T 2pt FG in the paint, layup blocked
09:55	10 BOONE K block (3)			
09:52	10 BOONE K defensive rebound (9)			
09:37	20 BOONE K 2pt FG in the paint, jump shot made (5)	<b>50-35</b>	<b>15</b>	
09:23				6 DAVIS L 2pt FG in the paint, layup blocked
09:23	10 BOONE K block (4)			
09:21	10 BOONE K defensive rebound (10)			
09:14	15 RODRIGUEZ L 3pt FG , jump shot missed			
09:11				12 GORENER T defensive rebound (2)
09:11	11 THOMAS JR. D foul personal (1 - 6)			6 DAVIS L foul drawn (1)
09:11	10 BOONE K substitution out			
09:11	11 THOMAS JR. D substitution out			
09:11	5 WHALEY JR. R substitution in			
09:11	24 JOHNSON III J substitution in			
09:02				foul coach class A technical (4)
09:02				turnover offensive (11)
09:02	2 WEBSTER J free throw 1 - 2 made (1)	<b>51-35</b>	<b>16</b>	
09:02	2 WEBSTER J free throw 2 - 2 made (2)	<b>52-35</b>	<b>17</b>	
08:56	5 WHALEY JR. R foul shooting (2 - 7)			13 CARDENAS A foul drawn (5)
08:56		<b>52-36</b>	<b>16</b>	13 CARDENAS A free throw 1 - 2 made (11)
08:56		<b>52-37</b>	<b>15</b>	13 CARDENAS A free throw 2 - 2 made (12)
08:34	24 JOHNSON III J 2pt FG in the paint, jump shot missed			
08:31	5 WHALEY JR. R offensive rebound (2)			
08:30	5 WHALEY JR. R turnover lost ball (3)			12 GORENER T steal (1)
08:21		<b>52-40</b>	<b>12</b>	13 CARDENAS A 3pt FG from turnover, jump shot made (15)
08:02	5 WHALEY JR. R 2pt FG in the paint, layup made (2)	<b>54-40</b>	<b>14</b>	
08:02	15 RODRIGUEZ L assist (1)			
07:45	5 WHALEY JR. R steal (2)			6 DAVIS L turnover bad pass (4)
07:42	5 WHALEY JR. R 2pt FG fast break from turnover in the paint, layup made (4)	<b>56-40</b>	<b>16</b>	
07:42	5 WHALEY JR. R foul drawn (2)			15 ANDERSON T foul shooting (2 - 5)
07:42	Timeout media			
07:42	24 JOHNSON III J substitution out			
07:42	11 THOMAS JR. D substitution in			
07:42	5 WHALEY JR. R free throw fast break 1 - 1 missed			
07:41				12 GORENER T defensive rebound (3)
07:27		<b>56-42</b>	<b>14</b>	12 GORENER T 2pt FG in the paint, layup made (6)
07:27				15 ANDERSON T assist (4)
07:06	11 THOMAS JR. D 2pt FG in the paint, layup missed			



**San Jose St. at UNLV**

03/02/24 Thomas & Mack Center, Las Vegas  
2023-24 Men's Basketball

**Game Time:** 7:00 PM  
**Game Duration:** 2:00  
**Attendance:** 6,404

**Officials:** Bill Vinovich, Ryan Holmes, Layne Barney

Game Time	UNLV	Score	Diff	SJSU
07:02				15 ANDERSON T defensive rebound (5)
06:56		<b>56-44</b>	<b>12</b>	6 DAVIS L 2pt FG in the paint, layup made (6)
06:41	20 BOONE K 3pt FG , jump shot missed			
06:39				0 AMEY JR. M defensive rebound (6)
06:29				15 ANDERSON T 3pt FG , jump shot missed
06:26	15 RODRIGUEZ L defensive rebound (8)			
06:06	11 THOMAS JR. D 2pt FG in the paint, layup missed			
06:05	5 WHALEY JR. R offensive rebound (3)			
06:04	5 WHALEY JR. R 2pt FG second chance in the paint, layup made (6)	<b>58-44</b>	<b>14</b>	
06:04	5 WHALEY JR. R foul drawn (3)			15 ANDERSON T foul shooting (3 - 6)
06:04	5 WHALEY JR. R free throw 1 - 1 made (7)	<b>59-44</b>	<b>15</b>	
05:47	15 RODRIGUEZ L steal (1)			13 CARDENAS A turnover bad pass (4)
05:21	11 THOMAS JR. D foul drawn (7)			12 GORENER T foul personal (2 - 7)
05:21	5 WHALEY JR. R substitution out			
05:21	10 BOONE K substitution in			
05:21	11 THOMAS JR. D 1&1 free throw 1 made (18)	<b>60-44</b>	<b>16</b>	
05:21	11 THOMAS JR. D 1&1 free throw 2 missed			
05:20				0 AMEY JR. M defensive rebound (7)
05:00				12 GORENER T 3pt FG , jump shot missed
04:57	10 BOONE K defensive rebound (11)			
04:37	10 BOONE K foul drawn (2)			12 GORENER T foul personal (3 - 8)
04:37	10 BOONE K 1&1 free throw 1 made (9)	<b>61-44</b>	<b>17</b>	
04:37	10 BOONE K 1&1 free throw 2 missed			
04:35				15 ANDERSON T defensive rebound (6)
04:26		<b>61-46</b>	<b>15</b>	15 ANDERSON T 2pt FG in the paint, layup made (9)
04:26				13 CARDENAS A assist (3)
04:05	15 RODRIGUEZ L foul drawn (2)			12 GORENER T foul personal (4 - 9)
04:05	15 RODRIGUEZ L 1&1 free throw 1 made (9)	<b>62-46</b>	<b>16</b>	
04:05	15 RODRIGUEZ L 1&1 free throw 2 made (10)	<b>63-46</b>	<b>17</b>	
03:45				0 AMEY JR. M 2pt FG in the paint, layup missed
03:43	10 BOONE K defensive rebound (12)			
03:43	15 RODRIGUEZ L foul drawn (3)			15 ANDERSON T foul personal (4 - 10)
03:43	Timeout media			
03:43	15 RODRIGUEZ L free throw fast break 1 - 2 made (11)	<b>64-46</b>	<b>18</b>	
03:43	15 RODRIGUEZ L free throw fast break 2 - 2 made (12)	<b>65-46</b>	<b>19</b>	
03:35	15 RODRIGUEZ L steal (2)			0 AMEY JR. M turnover lost ball (2)
03:03	10 BOONE K 2pt FG from turnover outside the paint, jump shot missed			
03:01				13 CARDENAS A defensive rebound (1)
02:54				0 AMEY JR. M 3pt FG , jump shot missed
02:51	15 RODRIGUEZ L defensive rebound (9)			
02:40	15 RODRIGUEZ L 3pt FG , jump shot made (15)	<b>68-46</b>	<b>22</b>	
02:40	10 BOONE K assist (3)			
02:14		<b>68-48</b>	<b>20</b>	13 CARDENAS A 2pt FG in the paint, layup made (17)
02:02	11 THOMAS JR. D turnover (3)			
01:52				12 GORENER T 2pt FG from turnover in the paint, jump shot missed
01:50	11 THOMAS JR. D defensive rebound (1)			
01:20	turnover shot clock (18)			



Game Time	UNLV	Score	Diff	SJSU
01:07				6 DAVIS L turnover travel (5)
00:38	11 THOMAS JR. D 2pt FG from turnover in the paint, layup missed			
00:36				0 AMEY JR. M defensive rebound (8)
00:33		68-50	18	6 DAVIS L 2pt FG fast break in the paint, layup made (8)
00:33				0 AMEY JR. M assist (4)
00:24	Timeout 30 Sec			
00:24	2 WEBSTER J substitution out			
00:24	10 BOONE K substitution out			
00:24	11 THOMAS JR. D substitution out			
00:24	15 RODRIGUEZ L substitution out			
00:24	20 BOONE K substitution out			
00:24	0 COTTRELL I substitution in			
00:24	3 NOWELL S substitution in			
00:24	13 HICKS B substitution in			
00:24	22 JONES K substitution in			
00:24	31 WALTERS N substitution in			
00:02	turnover shot clock (19)			
<b>END OF GAME</b>				
<b>UNLV 68-50 SJSU</b>				



San Jose St. at UNLV

03/02/24 Thomas & Mack Center, Las Vegas  
2023-24 Men's Basketball

Game Time: 7:00 PM  
Game Duration: 2:00  
Attendance: 6,404

Officials: Bill Vinovich, Ryan Holmes, Layne Barney

San Jose St. - 32

NO.	Name	Min	FG	3P	FT	Rebounds			Fouls		TP	AS	TO	ST	Blocks		+/-
			M-A	M-A	M-A	OR	DR	TOT	PF	FD					BS	BA	
12	Tibet Gorener	F 20:00	1-4	0-2	0-0	0	2	2	3	0	2	0	0	1	0	1	-3
15	Trey Anderson	F 20:00	2-6	0-1	0-0	0	3	3	4	1	4	2	1	0	0	1	-3
23	Diogo Seixas	F 00:00	0-0	0-0	0-0	0	0	0	0	0	0	0	0	0	0	0	0
0	Myron Amey Jr.	G 20:00	1-6	0-3	4-4	0	7	7	1	1	6	3	1	1	0	0	-3
13	Alvaro Cardenas	G 20:00	4-6	2-3	2-2	0	1	1	1	3	12	2	1	0	0	0	-3
1	Garrett Anderson	00:00	0-0	0-0	0-0	0	0	0	0	0	0	0	0	0	0	0	0
2	Rickey Mitchell Jr.	00:00	0-0	0-0	0-0	0	0	0	0	0	0	0	0	0	0	0	0
21	William Humer	00:00	0-0	0-0	0-0	0	0	0	0	0	0	0	0	0	0	0	0
6	Latrell Davis	20:00	4-6	0-0	0-0	1	0	1	0	1	8	1	2	0	0	1	-3
Team						0	2	2			0		2				
<b>Totals</b>			12-28	2-9	6-6	1	15	16	10	6	32	8	7	2	0	3	-3

Shooting By Period		
2 <sup>nd</sup> FG%	12-28	42.9%
3PT%	2-9	22.2%
FT%	6-6	100%
GM FG%	12-28	42.9%
3PT%	2-9	22.2%
FT%	6-6	100.0%

Dead Ball Rebounds: 0, 0

Technical Fouls: Coach 2<sup>nd</sup> 9:02

UNLV - 35

NO.	Name	Min	FG	3P	FT	Rebounds			Fouls		TP	AS	TO	ST	Blocks		+/-
			M-A	M-A	M-A	OR	DR	TOT	PF	FD					BS	BA	
5	Rob Whaley Jr.	F 08:19	3-4	0-0	1-2	2	0	2	1	2	7	0	2	1	0	0	0
10	Kalib Boone	F 15:22	0-1	0-0	1-2	0	6	6	0	1	1	2	0	0	2	0	4
20	Keylan Boone	F 19:35	2-5	1-4	0-0	2	4	6	0	1	5	0	0	0	1	0	3
11	Dedan Thomas Jr.	G 18:06	4-9	1-3	1-2	0	1	1	1	2	10	2	2	0	0	0	2
15	Luis Rodriguez	G 18:14	1-3	1-2	4-4	0	2	2	2	2	7	1	2	2	0	0	6
24	Jackie Johnson III	05:40	0-2	0-1	0-0	0	0	0	0	0	0	0	0	0	0	0	-3
0	Isaiah Cottrell	00:48	0-0	0-0	0-0	0	0	0	2	0	0	0	1	0	0	0	-1
13	Brooklyn Hicks	01:46	1-2	1-1	0-1	0	0	0	1	1	3	0	1	0	0	0	-3
2	Justin Webster	10:55	0-0	0-0	2-2	0	0	0	0	0	2	0	0	0	0	0	7
3	Shane Nowell	00:25	0-0	0-0	0-0	0	0	0	0	0	0	0	0	0	0	0	0
22	Karl Jones	00:25	0-0	0-0	0-0	0	0	0	0	0	0	0	0	0	0	0	0
31	Nick Walters	00:25	0-0	0-0	0-0	0	0	0	0	0	0	0	0	0	0	0	0
Team						0	2	2			0		2				
<b>Totals</b>			11-26	4-11	9-13	4	15	19	7	9	35	5	10	3	3	0	3

Shooting By Period		
2 <sup>nd</sup> FG%	11-26	42.3%
3PT%	4-11	36.4%
FT%	9-13	69.2%
GM FG%	11-26	42.3%
3PT%	4-11	36.4%
FT%	9-13	69.2%

Dead Ball Rebounds: 0, 0

Technical Fouls: Hicks 2<sup>nd</sup> 13:26

	SJSU	UNLV
Biggest lead	0 (1 <sup>st</sup> 20:00)	22 (2 <sup>nd</sup> 2:40)
Best Scoring Run	9 (2 <sup>nd</sup> 11:57)	7 (2 <sup>nd</sup> 2:40)
Lead Changes	0	
Times Tied	0	
Time with Lead	00:00	19:41

Points from	SJSU	UNLV
Turnovers	10	7
Paint	20	12
Second Chance	0	5
Fast Breaks	4	4
Bench	8	5

	Period by Period Scoring		
	1st	2nd	TOT
SJSU	18	32	50
UNLV	33	35	68



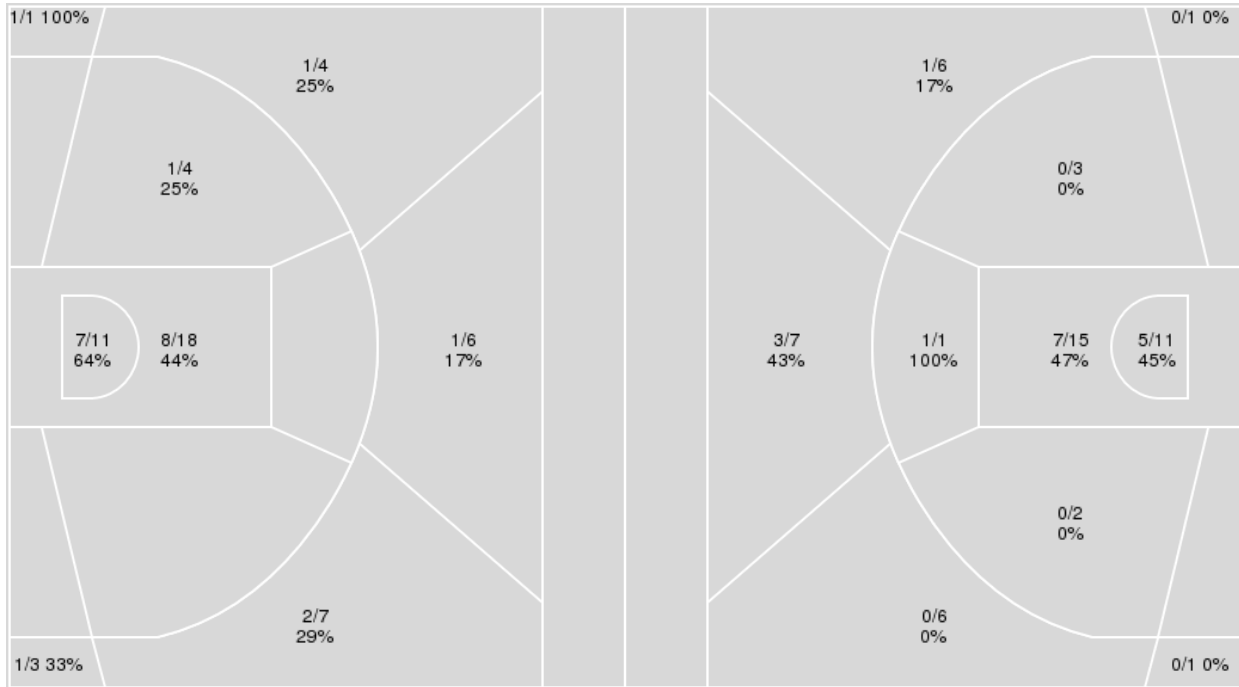
**Officials:** Bill Vinovich, Ryan Holmes, Layne Barney

{ Players => 0, 1, 2, 3, 5, 10, 11, 12, 13, 15, 20, 22, 24, 31; } FG Types  
 => All; Results => All;

{ Players => 0, 1, 2, 4, 12, 6, 7, 8, 13, 15, 20, 21, 22, 23, 24, 25; } FG  
 Types => All; Results => All;

**UNLV**

**San Jose St.**



UNLV	M/A	%
Field Goals	22/54	41
2 Points	16/33	48
3 Points	6/21	29
Free Throws	18/24	75

San Jose St.	M/A	%
Field Goals	17/53	32
2 Points	13/32	41
3 Points	4/21	19
Free Throws	12/13	92



**San Jose St. at UNLV**

03/02/24 Thomas & Mack Center, Las Vegas  
2023-24 Men's Basketball

**Game Time:** 7:00 PM  
**Game Duration:** 2:00  
**Attendance:** 6,404

**Officials:** Bill Vinovich, Ryan Holmes, Layne Barney

**San Jose St.**

No	Name	Mins		Score		Points Diff		Points per Min		Assists		Rebounds		Steals		Turnovers	
		On	Off	On	Off	On	Off	On	Off	On	Off	On	Off	On	Off	On	Off
0	Myron Amey Jr.	30:11	09:49	39 - 56	11 - 12	-17	-1	1.29	1.12	10	2	20	8	4	2	11	4
1	Garrett Anderson	06:20	33:40	10 - 12	40 - 56	-2	-16	1.58	1.19	2	10	5	23	0	6	2	13
2	Rickey Mitchell Jr.	03:51	36:09	2 - 9	48 - 59	-7	-11	0.52	1.33	0	12	2	26	0	6	1	14
6	Latrell Davis	27:24	12:36	38 - 46	12 - 22	-8	-10	1.39	0.95	10	2	22	6	4	2	11	4
12	Tibet Gorener	36:20	03:40	45 - 59	5 - 9	-14	-4	1.24	1.36	10	2	25	3	6	0	14	1
13	Alvaro Cardenas	35:54	04:06	48 - 57	2 - 11	-9	-9	1.34	0.49	12	0	26	2	6	0	13	2
15	Trey Anderson	40:00	00:00	50 - 68	0 - 0	-18	0	1.25	0.00	12	0	28	0	6	0	15	0
20	Christian Wise	02:08	37:52	0 - 7	50 - 61	-7	-11	0.00	1.32	0	12	1	27	0	6	1	14
21	William Humer	03:10	36:50	4 - 2	46 - 66	2	-20	1.26	1.25	1	11	1	27	1	5	0	15
23	Diogo Seixas	14:42	25:18	14 - 24	36 - 44	-10	-8	0.95	1.42	3	9	10	18	3	3	7	8

**UNLV**

No	Name	Mins		Score		Points Diff		Points per Min		Assists		Rebounds		Steals		Turnovers	
		On	Off	On	Off	On	Off	On	Off	On	Off	On	Off	On	Off	On	Off
0	Isaiah Cottrell	05:50	34:10	14 - 4	54 - 46	10	8	2.40	1.58	1	8	8	36	4	4	5	14
2	Justin Webster	14:53	25:07	32 - 20	36 - 30	12	6	2.15	1.43	4	5	15	29	4	4	3	16
3	Shane Nowell	00:25	39:35	0 - 0	68 - 50	0	18	0.00	1.72	0	9	0	44	0	8	1	18
5	Rob Whaley Jr.	21:45	18:15	31 - 28	37 - 22	3	15	1.43	2.03	5	4	21	23	5	3	11	8
10	Kalib Boone	29:27	10:33	45 - 34	23 - 16	11	7	1.53	2.18	6	3	35	9	3	5	13	6
11	Dedan Thomas Jr.	34:08	05:52	52 - 40	16 - 10	12	6	1.52	2.73	6	3	38	6	6	2	17	2
13	Brooklyn Hicks	06:38	33:22	15 - 11	53 - 39	4	14	2.26	1.59	3	6	8	36	2	6	5	14
15	Luis Rodriguez	35:14	04:46	59 - 39	9 - 11	20	-2	1.67	1.89	6	3	40	4	7	1	15	4
20	Keylan Boone	35:29	04:31	62 - 42	6 - 8	20	-2	1.75	1.33	8	1	38	6	7	1	13	6
22	Karl Jones	01:11	38:49	2 - 3	66 - 47	-1	19	1.69	1.70	1	8	0	44	0	8	2	17
24	Jackie Johnson III	14:35	25:25	28 - 29	40 - 21	-1	19	1.92	1.57	5	4	17	27	2	6	9	10
31	Nick Walters	00:25	39:35	0 - 0	68 - 50	0	18	0.00	1.72	0	9	0	44	0	8	1	18



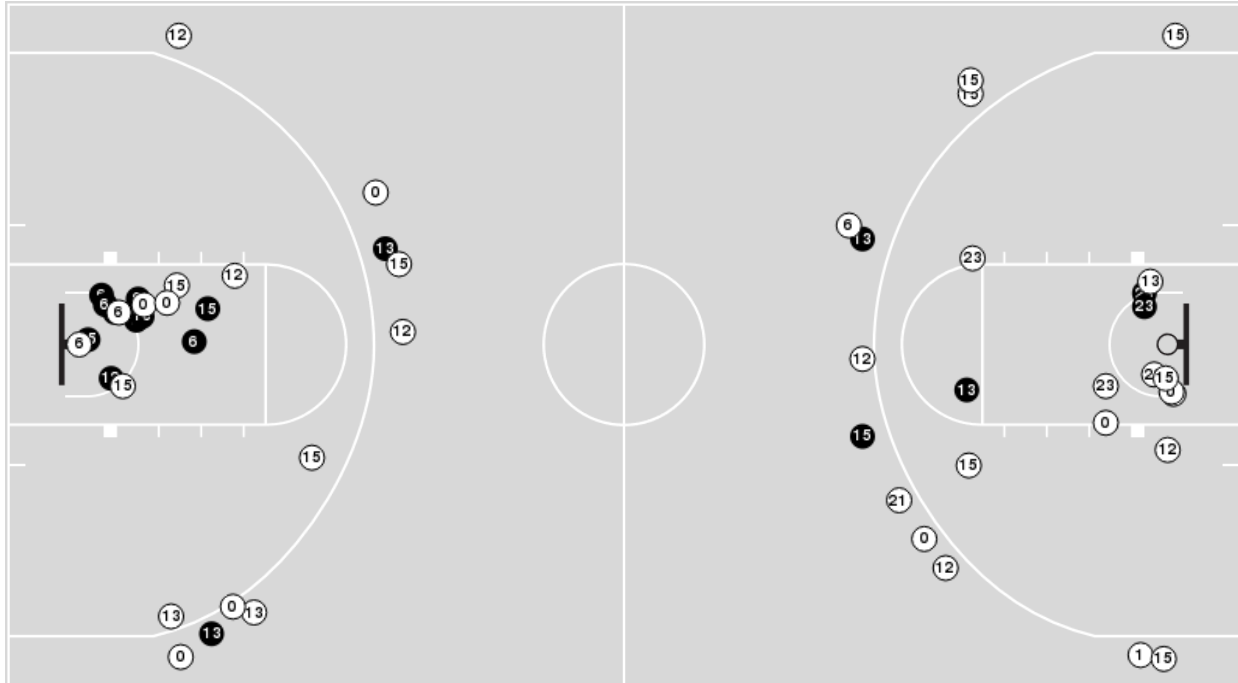


**Officials:** Bill Vinovich, Ryan Holmes, Layne Barney

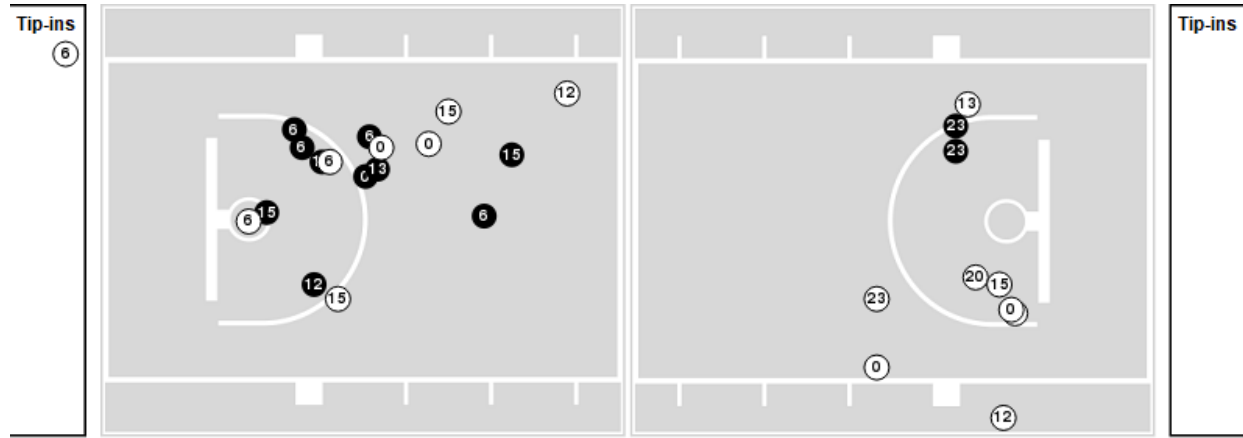
Players => 0, 1, 2, 4, 12, 6, 7, 8, 13, 15, 20, 21, 22, 23, 24, 25FG Types=>AllResults=>All

**San Jose St.**

**All Field Goals**



**Blow Up Chart**



● Made    ○ Missed    N - Player Number

San Jose St.	M/A	%
Field Goals	17/53	32
2 Points	13/32	41
3 Points	4/21	19
Free Throws	12/13	92

San Jose St.	M/A	%
Points in the Paint	24 (12 / 26)	46
Fast Break Points	4 (2/2)	100
Second Chance Points	2 (1/2)	50
Effective FG%	36	

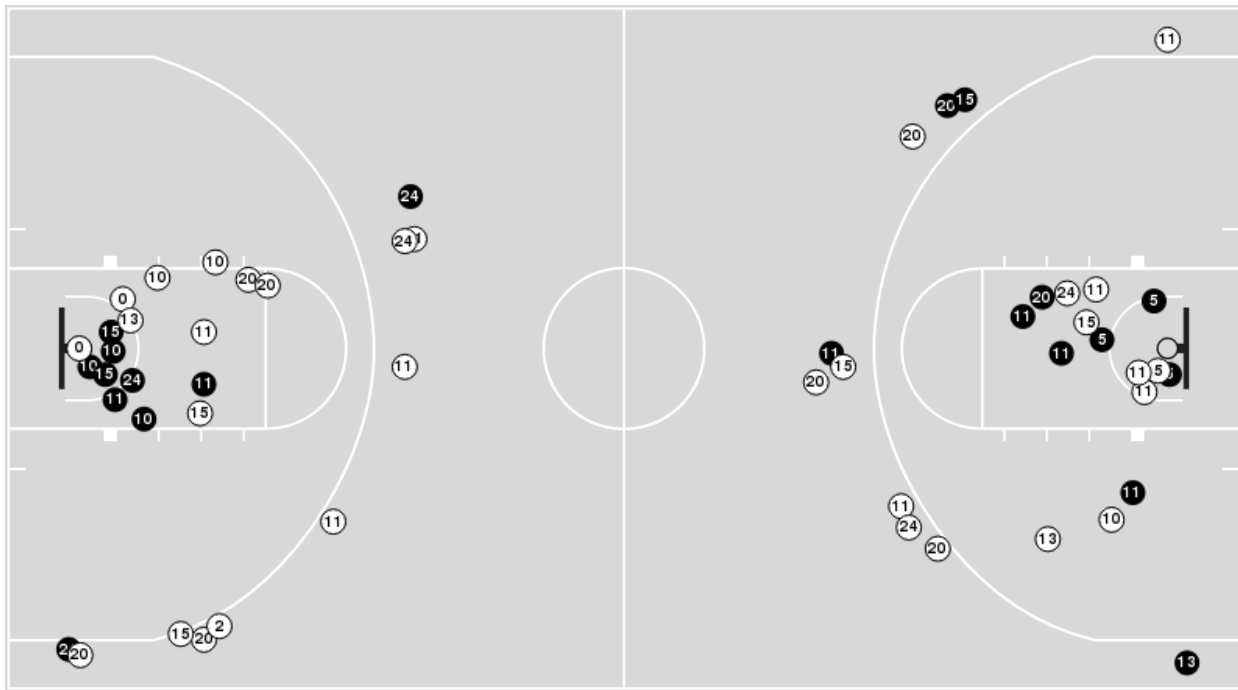


**Officials:** Bill Vinovich, Ryan Holmes, Layne Barney

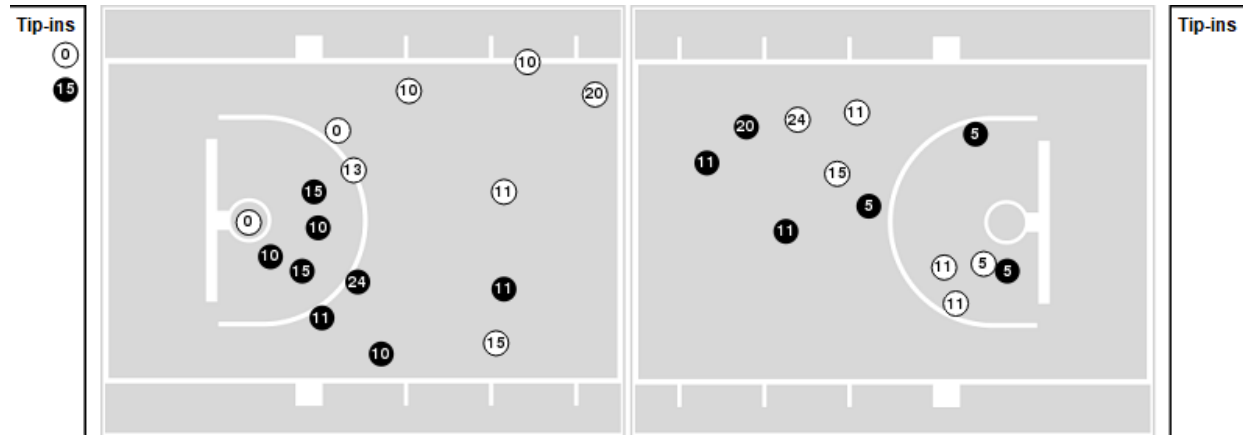
Players => 0, 1, 2, 3, 5, 10, 11, 12, 13, 15, 20, 22, 24, 31 FG Types=>All Results=>All

**UNLV**

**All Field Goals**



**Blow Up Chart**



● Made ○ Missed N - Player Number

UNLV	M/A	%
Field Goals	22/54	41
2 Points	16/33	48
3 Points	6/21	29
Free Throws	18/24	75

UNLV	M/A	%
Points in the Paint	30 (15 / 29)	52
Fast Break Points	8 (7/8)	88
Second Chance Points	15 (7/10)	70
Effective FG%	46	



**San Jose St. at UNLV**

03/02/24 Thomas & Mack Center, Las Vegas  
2023-24 Men's Basketball

**Game Time:** 7:00 PM  
**Game Duration:** 2:00  
**Attendance:** 6,404

**Officials:** Bill Vinovich, Ryan Holmes, Layne Barney

**San Jose St.**

Lineup	Quarter On	Time On	Quarter Off	Time Off	Time on Court	Score	Score Diff	Reb	Stl	Tov	Ass	PPP
0- Amey Jr. M/ 12- Gorener T/ 13- Cardenas A/ 15- Anderson T/ 23- Seixas D/	1	20:00	1	16:02	03:58	2-4	-2	0	2	1	0	0.4000
12- Gorener T/ 6- Davis L/ 13- Cardenas A/ 15- Anderson T/ 23- Seixas D/	1	16:02	1	13:33	02:29	0-2	-2	5	1	3	0	0.0000
12- Gorener T/ 6- Davis L/ 13- Cardenas A/ 15- Anderson T/ 20- Wise C/	1	13:33	1	13:15	00:18	0-1	-1	0	0	0	0	0.0000
0- Amey Jr. M/ 6- Davis L/ 13- Cardenas A/ 15- Anderson T/ 20- Wise C/	1	13:15	1	12:35	00:40	0-2	-2	0	0	0	0	0.0000
0- Amey Jr. M/ 1- Anderson G/ 13- Cardenas A/ 15- Anderson T/ 20- Wise C/	1	12:35	1	11:25	01:10	0-4	-4	1	0	1	0	0.0000
0- Amey Jr. M/ 1- Anderson G/ 13- Cardenas A/ 15- Anderson T/ 23- Seixas D/	1	11:25	1	09:35	01:50	5-3	2	2	0	0	2	1.4535
1- Anderson G/ 12- Gorener T/ 13- Cardenas A/ 15- Anderson T/ 23- Seixas D/	1	09:35	1	09:00	00:35	2-2	0	0	0	0	0	1.5152
1- Anderson G/ 12- Gorener T/ 13- Cardenas A/ 15- Anderson T/ 21- Humer W/	1	09:00	1	08:17	00:43	1-0	1	0	0	0	0	0.6944
12- Gorener T/ 6- Davis L/ 13- Cardenas A/ 15- Anderson T/ 21- Humer W/	1	08:17	1	06:29	01:48	3-2	1	0	1	0	1	1.0000
12- Gorener T/ 6- Davis L/ 13- Cardenas A/ 15- Anderson T/ 23- Seixas D/	1	06:29	1	04:35	01:54	3-2	1	1	0	0	1	1.0000
0- Amey Jr. M/ 12- Gorener T/ 13- Cardenas A/ 15- Anderson T/ 23- Seixas D/	1	04:35	1	04:06	00:29	0-0	0	1	0	1	0	0.0000
0- Amey Jr. M/ 12- Gorener T/ 6- Davis L/ 15- Anderson T/ 23- Seixas D/	1	04:06	1	03:51	00:15	0-2	-2	0	0	1	0	0.0000
0- Amey Jr. M/ 2- Mitchell Jr. R/ 12- Gorener T/ 15- Anderson T/ 23- Seixas D/	1	03:51	1	02:02	01:49	0-6	-6	0	0	0	0	0.0000
1- Anderson G/ 2- Mitchell Jr. R/ 12- Gorener T/ 15- Anderson T/ 23- Seixas D/	1	02:02	1	00:39	01:22	2-3	-1	1	0	1	0	1.0638
1- Anderson G/ 2- Mitchell Jr. R/ 12- Gorener T/ 15- Anderson T/ 21- Humer W/	1	00:39	2	20:00	00:39	0-0	0	1	0	0	0	0.0000
0- Amey Jr. M/ 12- Gorener T/ 6- Davis L/ 13- Cardenas A/ 15- Anderson T/	2	20:00	2	00:00	20:00	32-35	-3	16	2	7	8	0.8734



**San Jose St. at UNLV**

03/02/24 Thomas & Mack Center, Las Vegas  
2023-24 Men's Basketball

**Game Time:** 7:00 PM  
**Game Duration:** 2:00  
**Attendance:** 6,404

**Officials:** Bill Vinovich, Ryan Holmes, Layne Barney

**UNLV**

Lineup	Quarter On	Time On	Quarter Off	Time Off	Time on Court	Score	Score Diff	Reb	Stl	Tov	Ass	PPP
5- Whaley Jr. R/ 10- Boone K/ 11- Thomas Jr. D/ 15- Rodriguez L/ 20- Boone K/	1	20:00	1	16:02	03:58	4-2	2	5	0	3	1	0.6667
0- Cottrell I/ 5- Whaley Jr. R/ 11- Thomas Jr. D/ 15- Rodriguez L/ 20- Boone K/	1	16:02	1	14:27	01:35	0-0	0	2	1	1	0	0.0000
0- Cottrell I/ 10- Boone K/ 11- Thomas Jr. D/ 13- Hicks B/ 15- Rodriguez L/	1	14:27	1	13:33	00:54	2-0	2	2	1	1	0	1.0000
2- Webster J/ 10- Boone K/ 13- Hicks B/ 15- Rodriguez L/ 20- Boone K/	1	13:33	1	12:35	00:58	4-0	4	2	0	0	0	2.2727
2- Webster J/ 10- Boone K/ 13- Hicks B/ 20- Boone K/ 24- Johnson III J/	1	12:35	1	09:35	03:00	6-5	1	3	1	0	2	1.5000
5- Whaley Jr. R/ 11- Thomas Jr. D/ 15- Rodriguez L/ 22- Jones K/ 24- Johnson III J/	1	09:35	1	08:49	00:46	2-3	-1	0	0	1	1	1.0000
5- Whaley Jr. R/ 10- Boone K/ 11- Thomas Jr. D/ 15- Rodriguez L/ 24- Johnson III J/	1	08:49	1	07:24	01:25	0-3	-3	3	0	3	0	0.0000
5- Whaley Jr. R/ 10- Boone K/ 11- Thomas Jr. D/ 15- Rodriguez L/ 20- Boone K/	1	07:24	1	04:35	02:49	4-3	1	3	0	0	0	1.3333
0- Cottrell I/ 5- Whaley Jr. R/ 11- Thomas Jr. D/ 15- Rodriguez L/ 20- Boone K/	1	04:35	1	03:44	00:51	4-0	4	0	2	0	0	1.8182
0- Cottrell I/ 11- Thomas Jr. D/ 15- Rodriguez L/ 20- Boone K/ 24- Johnson III J/	1	03:44	1	02:02	01:42	5-0	5	4	0	0	0	1.7361
5- Whaley Jr. R/ 11- Thomas Jr. D/ 15- Rodriguez L/ 20- Boone K/ 24- Johnson III J/	1	02:02	1	01:01	01:01	0-0	0	0	0	0	0	0.0000
5- Whaley Jr. R/ 10- Boone K/ 11- Thomas Jr. D/ 15- Rodriguez L/ 24- Johnson III J/	1	01:01	2	20:00	01:01	2-2	0	1	0	0	0	1.0000
5- Whaley Jr. R/ 10- Boone K/ 11- Thomas Jr. D/ 15- Rodriguez L/ 20- Boone K/	2	20:00	2	15:31	04:29	6-6	0	4	0	2	2	0.7500
10- Boone K/ 11- Thomas Jr. D/ 15- Rodriguez L/ 20- Boone K/ 24- Johnson III J/	2	15:31	2	13:28	02:03	4-2	2	3	0	0	0	2.0000
0- Cottrell I/ 11- Thomas Jr. D/ 13- Hicks B/ 20- Boone K/ 24- Johnson III J/	2	13:28	2	13:05	00:23	3-4	-1	0	0	2	1	0.8721
10- Boone K/ 11- Thomas Jr. D/ 13- Hicks B/ 20- Boone K/ 24- Johnson III J/	2	13:05	2	12:07	00:58	0-2	-2	1	0	1	0	0.0000
10- Boone K/ 11- Thomas Jr. D/ 15- Rodriguez L/ 20- Boone K/ 24- Johnson III J/	2	12:07	2	11:20	00:47	0-3	-3	1	0	1	0	0.0000
2- Webster J/ 10- Boone K/ 11- Thomas Jr. D/ 15- Rodriguez L/ 20- Boone K/	2	11:20	2	09:11	02:09	4-0	4	3	0	0	0	1.0000
2- Webster J/ 5- Whaley Jr. R/ 15- Rodriguez L/ 20- Boone K/ 24- Johnson III J/	2	09:11	2	07:42	01:29	6-5	1	1	1	1	1	1.5464
2- Webster J/ 5- Whaley Jr. R/ 11- Thomas Jr. D/ 15- Rodriguez L/ 20- Boone K/	2	07:42	2	05:21	02:21	3-4	-1	2	1	0	0	0.7732
2- Webster J/ 10- Boone K/ 11- Thomas Jr. D/ 15- Rodriguez L/ 20- Boone K/	2	05:21	2	00:24	04:56	9-6	3	4	1	2	1	1.0563
0- Cottrell I/ 3- Nowell S/ 13- Hicks B/ 22- Jones K/ 31- Walters N/	2	00:24	2	00:00	00:24	0-0	0	0	0	1	0	0.0000



**San Jose St. at UNLV**

03/02/24 Thomas & Mack Center, Las Vegas  
2023-24 Men's Basketball

**Game Time:** 7:00 PM  
**Game Duration:** 2:00  
**Attendance:** 6,404

**Officials:** Bill Vinovich, Ryan Holmes, Layne Barney

**San Jose St.**

Lineup	Time	Score	Score Diff	Pts/Min	Reb	Stl	Tov	Ass	PPP
0- Amey Jr. M/ 12- Gorener T/ 6- Davis L/ 13- Cardenas A/ 15- Anderson T/	20:00	32-35	-3	1.6000	16	2	7	8	0.8734
0- Amey Jr. M/ 12- Gorener T/ 13- Cardenas A/ 15- Anderson T/ 23- Seixas D/	04:27	2-4	-2	0.4494	1	2	2	0	0.3333
12- Gorener T/ 6- Davis L/ 13- Cardenas A/ 15- Anderson T/ 23- Seixas D/	04:23	3-4	-1	0.6844	6	1	3	1	0.4286
0- Amey Jr. M/ 1- Anderson G/ 13- Cardenas A/ 15- Anderson T/ 23- Seixas D/	01:50	5-3	2	2.7273	2	0	0	2	1.4535
0- Amey Jr. M/ 2- Mitchell Jr. R/ 12- Gorener T/ 15- Anderson T/ 23- Seixas D/	01:49	0-6	-6	0.0000	0	0	0	0	0.0000
12- Gorener T/ 6- Davis L/ 13- Cardenas A/ 15- Anderson T/ 21- Humer W/	01:48	3-2	1	1.6667	0	1	0	1	1.0000
1- Anderson G/ 2- Mitchell Jr. R/ 12- Gorener T/ 15- Anderson T/ 23- Seixas D/	01:22	2-3	-1	1.4510	1	0	1	0	1.0638
0- Amey Jr. M/ 1- Anderson G/ 13- Cardenas A/ 15- Anderson T/ 20- Wise C/	01:10	0-4	-4	0.0000	1	0	1	0	0.0000
1- Anderson G/ 12- Gorener T/ 13- Cardenas A/ 15- Anderson T/ 21- Humer W/	00:43	1-0	1	1.3953	0	0	0	0	0.6944
0- Amey Jr. M/ 6- Davis L/ 13- Cardenas A/ 15- Anderson T/ 20- Wise C/	00:40	0-2	-2	0.0000	0	0	0	0	0.0000
1- Anderson G/ 2- Mitchell Jr. R/ 12- Gorener T/ 15- Anderson T/ 21- Humer W/	00:39	0-0	0	0.0000	1	0	0	0	0.0000
1- Anderson G/ 12- Gorener T/ 13- Cardenas A/ 15- Anderson T/ 23- Seixas D/	00:35	2-2	0	3.4286	0	0	0	0	1.5152
12- Gorener T/ 6- Davis L/ 13- Cardenas A/ 15- Anderson T/ 20- Wise C/	00:18	0-1	-1	0.0000	0	0	0	0	0.0000
0- Amey Jr. M/ 12- Gorener T/ 6- Davis L/ 15- Anderson T/ 23- Seixas D/	00:15	0-2	-2	0.0000	0	0	1	0	0.0000



**San Jose St. at UNLV**

03/02/24 Thomas & Mack Center, Las Vegas  
2023-24 Men's Basketball

**Game Time:** 7:00 PM  
**Game Duration:** 2:00  
**Attendance:** 6,404

**Officials:** Bill Vinovich, Ryan Holmes, Layne Barney

**UNLV**

Lineup	Time	Score	Score Diff	Pts/Min	Reb	Stl	Tov	Ass	PPP
5- Whaley Jr. R/ 10- Boone K/ 11- Thomas Jr. D/ 15- Rodriguez L/ 20- Boone K/	11:16	14-11	3	1.2426	12	0	5	3	0.8235
2- Webster J/ 10- Boone K/ 11- Thomas Jr. D/ 15- Rodriguez L/ 20- Boone K/	07:05	13-6	7	1.8344	7	1	2	1	1.0383
2- Webster J/ 10- Boone K/ 13- Hicks B/ 20- Boone K/ 24- Johnson III J/	03:00	6-5	1	2.0000	3	1	0	2	1.5000
10- Boone K/ 11- Thomas Jr. D/ 15- Rodriguez L/ 20- Boone K/ 24- Johnson III J/	02:50	4-5	-1	1.4118	4	0	1	0	1.3333
0- Cottrell I/ 5- Whaley Jr. R/ 11- Thomas Jr. D/ 15- Rodriguez L/ 20- Boone K/	02:26	4-0	4	1.6438	2	3	1	0	0.7692
5- Whaley Jr. R/ 10- Boone K/ 11- Thomas Jr. D/ 15- Rodriguez L/ 24- Johnson III J/	02:26	2-5	-3	0.8219	4	0	3	0	0.4000
2- Webster J/ 5- Whaley Jr. R/ 11- Thomas Jr. D/ 15- Rodriguez L/ 20- Boone K/	02:21	3-4	-1	1.2766	2	1	0	0	0.7732
0- Cottrell I/ 11- Thomas Jr. D/ 15- Rodriguez L/ 20- Boone K/ 24- Johnson III J/	01:42	5-0	5	2.9412	4	0	0	0	1.7361
2- Webster J/ 5- Whaley Jr. R/ 15- Rodriguez L/ 20- Boone K/ 24- Johnson III J/	01:29	6-5	1	4.0449	1	1	1	1	1.5464
5- Whaley Jr. R/ 11- Thomas Jr. D/ 15- Rodriguez L/ 20- Boone K/ 24- Johnson III J/	01:01	0-0	0	0.0000	0	0	0	0	0.0000
2- Webster J/ 10- Boone K/ 13- Hicks B/ 15- Rodriguez L/ 20- Boone K/	00:58	4-0	4	4.1379	2	0	0	0	2.2727
10- Boone K/ 11- Thomas Jr. D/ 13- Hicks B/ 20- Boone K/ 24- Johnson III J/	00:58	0-2	-2	0.0000	1	0	1	0	0.0000
0- Cottrell I/ 10- Boone K/ 11- Thomas Jr. D/ 13- Hicks B/ 15- Rodriguez L/	00:54	2-0	2	2.2222	2	1	1	0	1.0000
5- Whaley Jr. R/ 11- Thomas Jr. D/ 15- Rodriguez L/ 22- Jones K/ 24- Johnson III J/	00:46	2-3	-1	2.6087	0	0	1	1	1.0000
0- Cottrell I/ 3- Nowell S/ 13- Hicks B/ 22- Jones K/ 31- Walters N/	00:24	0-0	0	0.0000	0	0	1	0	0.0000
0- Cottrell I/ 11- Thomas Jr. D/ 13- Hicks B/ 20- Boone K/ 24- Johnson III J/	00:23	3-4	-1	7.8261	0	0	2	1	0.8721