


**SAN JOSE
STATE
FOOTBALL
RECORD
BOOK**




ALL-AMERICAS

Lloyd Thomas is the first San José State University football player to receive first-team All-America honors. The Spartan played as an end on the 1936, 1937 and 1938 teams that had a combined record of 27-7-1. He was an Associated Press Little All-America as a senior in 1938, one of the organization's first black All-America football players. Thomas also was a three-time letterwinner in basketball at San José State.




*Lloyd Thomas, E
1938 A.P. 1st team*



*Leroy Zimmerman, FB
1939 A.P. 1st team*


Leroy Zimmerman was a small college Associated Press first-team All-America back in 1939 – San José State University's first undefeated and untied season. The Spartans were 13-0 outscoring their opponents, 324-29. Zimmerman was the team's rushing leader, most proficient passer, led the team with eight interceptions and in scoring, and averaged 40.6 yards a punt. He was the first San José State player selected in a NFL draft when the Washington Redskins made him the 58th overall pick in 1940. He would go on to play nine seasons for five NFL teams.



*Dave Chaney, LB
1970 U.P.I. 2nd team
1971 A.P. 1st team
1971 NEA 1st team*



*Charles Pauley, Returns
2002 collegefootballnews.com 1st team
2002 A.P. 3rd team*



*Dwight Lowery, CB
2006 AFCA 1st team
2006 FWAA 1st team
2006 A.P. 3rd team
2007 AFCA 1st team*


Dave Chaney was a two-time All-America linebacker. A United Press International second-team All-America as a junior in 1970, Chaney became the Spartans first major college first-team All-America when he was named to the Associated Press and Newspaper Enterprise Association 1971 teams. His greatest single-game performance was in the Spartans' 13-12 upset win over eventual Rose Bowl champion Stanford on November 13, 1971. Chaney was credited with 17 tackles, two fumble recoveries and intercepted a pass. His jersey number 52 was the first to be retired at San José State. After his college football career, he became a very successful high school tennis coach in Central California.

Charles Pauley was the NCAA Division I-A kickoff return leader in 2002 averaging a San José State single-season school 31.6 yards per return. The collegefootballnews.com first team and Associated Press third-team All-America returned kickoffs of 98 yards against UTEP and 97 yards at Stanford for touchdowns his senior season. Pauley was one of the most versatile players to wear a Spartan uniform. He played wide receiver, returned punts and kickoffs, gained yardage running the football and passed for four touchdowns in his two-year San Jose State career. As a junior in 2001, Pauley set a San Jose State single-game record of 355 all-purpose yards in a 64-45 win over Nevada. On the school's career list, he still ranks sixth for all-purpose running yardage and second in kickoff return average.


Dwight Lowery is San José State University's only player with multiple first team All-America honors. In 2006, Lowery's school record nine interceptions tied for the nation's most and played a major role in the team's 9-4 win-loss record and New Mexico Bowl victory. He became the first San Jose State player to receive American Football Coaches Association (AFCA) and the Football Writers Association of America (FWAA) All-America honors. Lowery repeated as an AFCA All-America in 2007. The New York Jets selected Lowery in the fourth round of the 2008 NFL draft. He played for the Jets, Jacksonville Jaguars, Atlanta Falcons, Indianapolis Colts and San Diego Chargers.



Louie Wright, CB
1974 A.P. 2nd team



Frank Manumaleuga, LB
1977 Honorable Mention
1978 A.P. 3rd team



Ken Thomas, DB
1979 Honorable Mention
1981 NEA 2nd team

HONORABLE MENTION ALL-AMERICAS (A-L)

- John Aimonetti, OT, 1986
- Johnny Allen, E, 1939
- Lynn Aplanalp, QB, 1952
- Stacey Bailey, WR, 1980
- Mike Barnard, OT, 1987
- Keith Birlem, QB, 1938
- Bill Brown, LB, 1971
- Bob Bronzan, T, 1939
- Gill Byrd, CB, 1980 & 1982
- Jim Cadile, T, 1960
- Jim Carter, OG, 1987
- K.C. Clark, CB, 1986
- Sherman Cocroft, S, 1983
- Kenny Cook, G, 1939
- Greg Cox, S, 1987
- David Diaz-Infante, OG, 1986
- Oscar Donahue, E, 1961
- Nathan DuPree, TB, 1992
- Dick Erler, G, 1960
- Kevin Evans, WR, 1989
- Tyler Ervin, RB, 2014
- David Fales, QB, 2012
- Wilson Faumuina, DT, 1975
- Tracy Franz, TE, 1980
- Billy Freeman, TE, 2015
- Chon Gallegos, QB, 1961
- Jeff Garcia, QB, 1992
- Max Hooper, OT, 1980 & 1981
- Kenny Jackson, TB, 1986
- Johnny Johnson, Jr., TB, 1988
- Chandler Jones, WR, 2013
- Mike Jones, QB, 1960
- Rick Kane, TB, 1975
- Mike Katolin, OG, 1980
- Tim Kearsse, WR, 1981 & 1982
- Barry Kidney, LB, 1987
- Ed Luther, QB, 1978 & 1979



Eric Richardson, WR
1983 NEA 2nd team



Guy Liggins, WR
1986 Honorable Mention
1987 U.P.I. 2nd team




Sheldon Canley, TB
1989 Honorable Mention
1990 A.P. 3rd team




Brian Roche, TE
1995 A.P. 2nd team



Deoncé Whitaker, TB
2000 TSN 3rd team



Travis Johnson, DE
2012 *cbsports.com*
3rd team



Michael Carrizosa, P
2015 FWAA 2nd team
2015 Walter Camp
Football Foundation
2nd team




Tyler Ervin, All-purpose
2015 Athlon Sports
2nd team



Cade Hall
2020 USA Today
2nd team



ALL-AMERICAS



Gerald Small, CB
Honorable Mention
1976, 1977




Ed Luther, QB
Honorable Mention
1978, 1979



Gill Byrd, CB
Honorable Mention
1980, 1982



Max Hooper, OT
Honorable Mention
1980, 1981



Gerald Willhite, TB
Honorable Mention
1980, 1981



Tim Kearse, WR
Honorable Mention
1981, 1982



Steve McEnroe, DT
Honorable Mention
1981, 1982



Mike Perez, QB
Honorable Mention
1986, 1987



Ryan Otten, TE
Honorable Mention
2011, 2012



Viliami Fehoko, DE
Second Team
2022

HONORABLE MENTION ALL-AMERICAS (M-Z)

Lafo Malauulu, WR, 1986
 Ralph Martini, QB, 1990
 Lyneil Mayo, DE, 1990
 Terry McDonald, DE, 1984
 Steve McEnroe, DT, 1981 & 1982
 Walt McPherson, FB, 1938
 Morris Manoogian, HB, 1939
 Chris Moyneur, TE, 1972
 Mark Nichols, WR 1979
 Ryan Otten, TE, 2011 & 2012
 Yepi Pauu, LB, 1987
 Mike Perez, QB, 1986 & 1987
 Travis Peterson, OG, 1992
 Don Presley, G, 1939
 Henry Ramelli, OT, 1983

Harry Russell, HB, 1949
 Larry Sandson, NG, 1987
 James Saxon, TB, 1987
 Gerald Small, CB, 1976 & 1977
 Tim Stejskal, C, 1986
 Carl Sullivan, TE, 1984
 Jay Taylor, CB, 1987
 Bob Titchenal, C, 1939
 Truck Tornell, T, 1939
 Dave Wasick, DT, 1974
 Gerald Willhite, TB, 1981 & 1982
 Frank Witherspoon, S, 1984
 Jack Wool, FB, 1930
 Herm Zetterquist, HB, 1939


FRESHMAN ALL-AMERICAS



Tyler Winston, WR
2013 - Phil Steele magazines
3rd team

Athlon 3rd team

*College Football News
honorable mention*



Billy Freeman, TE
2013 - College Football News
honorable mention



Jarrod Lawson, RB
2013 - College Football News
honorable mention



Christian Tago, LB
2013 - College Football News
honorable mention



Austin Lopez, PK
2012 - Football Writers
Association of America

*College Football News
2nd team*



Jabari Carr, WR
2011 - College Football News
honorable mention




Vince Buhagiar, LB
2010 - Phil Steele magazines
3rd team



Noel Grigsby, WR
2010 - Phil Steele magazines
2nd team



Harrison Waid, P
2010 - Phil Steele magazines
2nd team



Justin Cole, DE
2006 - TSN honorable mention




Jared Strubeck, PK
2005 - TSN honorable mention



Keith Smith, LB
2010 - Football Writers Associ-
ation of America

*College Football News
2nd team*

Phil Steele magazines 3rd team



Brian Lundy, WR
1992 - Football News 1st team



Joe Nedney, PK
1991 - Football News 3rd team



Vic Rakhshani, TE
1976 - Football News 1st team



ALL-STAR GAME SELECTIONS

EAST-WEST SHRINE GAME

- 1935 Bud Hubbard, E
- 1940 Leroy Zimmerman, FB
- 1949 Bob Pifferini, C
- 1954 Tom Louderback, OT
- 1956 Bob Bronzan, Assoc. Coach
- 1961 Mack Burton, HB
- Oscar Donahue, WR
- 1965 Charlie Harraway, FB
- 1967 Danny Holman, QB
- 1971 Dave Chaney, LB
- 1972 Cody Jones, DT
- 1974 Dave Wasick, LB
- Louie Wright, DB
- 1975 Carl Ekern, LB
- Kim Bokamper, DE
- 1976 Wilson Faumuina, DT
- Rick Kane, RB
- 1977 Gerald Small, DB
- 1979 Jewerl Thomas, RB
- 1981 Mark Nichols, WR
- 1982 Jack Elway, Asst. Coach
- Gerald Willhite, HB
- 1983 Jack Elway, Head Coach
- Gill Byrd, CB
- Steve Clarkson, QB
- Tim Kearse, WR
- 1984 Eric Richardson, WR
- 1987 John Aimonetti, OT
- 1988 Claude Gilbert, Asst. Coach
- Kenny Jackson, TB
- Guy Liggins, WR
- Mike Perez, QB
- 1991 Terry Shea, Asst. Coach
- Sheldon Canley, TB
- Lyneil Mayo, LB
- 1993 Nick Trammer, C
- 1994 John Ralston, Asst. Coach
- Jeff Garcia, QB
- 1995 Dan Godfrey, LB
- 1996 Brian Roche, TE
- 1999 David Loverne, OT
- 2002 Deonce Whitaker, TB
- Chris Fe'esago, OG
- 2003 Tim Provost, OT
- 2004 Joséph Hayes, OG
- Neil Parry, Special Teams
- Scott Rislov, QB
- 2005 Eddie Brown, DT
- 2008 Dwight Lowery, CB
- 2009 Jarron Gilbert, DL
- 2012 Duke Ihenacho, S
- 2013 Travis Johnson, DE
- 2014 Bené Benwikere, CB
- Chandler Jones, WR
- 2015 Travis Raciti, DT
- 2022 Jack Snyder, OL
- Derrick Deese Jr., TE
- SENIOR BOWL**
- 1971 Dave Chaney, LB
- 1972 Cody Jones, DT
- 1974 Dave Wasick, DE

- Louie Wright, CB
- 1975 Kim Bokamper, DE
- 1976 Wilson Faumuina, DT
- 1977 Gerald Small, DB
- 1980 Jewerl Thomas, HB
- 1981 Mark Nichols, WR
- 2009 Coye Francies, CB
- 2010 Justin Cole, LB
- 2013 Travis Johnson, DE
- Ryan Otten, TE
- David Quessenberry, OT
- 2014 David Fales, QB
- 2016 Tyler Ervin, RB
- 2018 Josh Oliver, TE
- 2023 Viliami Fehoko, DE
- HULA BOWL**
- 1965 Charlie Harraway, FB
- 1978 Frank Manumaleuga, LB
- 1989 Jay Taylor, CB
- 1992 Peni Iosefa, OT
- 1996 Brian Roche, TE
- 1999 David Loverne, OT
- 2001 Josh Parry, LB
- 2004 Fitz Hill, Asst. Coach
- Gerald Jones, DB
- Kendrick Starling, WR
- 2005 William Obeng, OT
- 2006 Dick Tomey, Asst. Coach
- Trestin George, DB
- Kinji Green, DL
- Rufus Skillern, WR
- Ezekiel Staples, LB
- 2008 Waylon Prather, P
- 2020 Josh Love, QB
- 2022 Nick Starkel, QB
- 2023 Nehemiah Shelton, CB
- 2023 Elijah Cooks, WR
- NFLPA COLLEGIATE BOWL**
- 2015 Jimmy Pruitt, CB
- 2017 Isaiah Irving, DE
- 2018 Michael Carrizosa, P
- Andre Chachere, DB
- SPIRAL TROPICAL BOWL**
- 2018 Jermaine Kelly, DB
- 2019 Bryson Bridges, DL
- Boogie Roberts, DL
- COLLEGE GRIDIRON SHOWCASE**
- 2015 David Peterson, C
- 2018 Maurice McKnight, S
- 2019 Dakari Monroe, CB
- 2022 Will Hart, P
- COLLEGE ALL-STAR GAME**
- 1955 Tom Louderback, OT
- 1975 Louie Wright, CB
- Dave Wasick, DT
- 1976 Kim Bokamper, DE
- BLUE-GRAY CLASSIC**
- 1975 Kim Bokamper, DE
- 1982 Jack Elway, Head Coach
- Gill Byrd, CB
- Steve Clarkson, QB
- 1987 Guy Liggins, WR

- Mike Perez, QB
- James Saxon, TB
- 1988 Jay Taylor, CB
- 1990 Sheldon Canley, TB
- Ralph Martini, QB
- 1991 Matt Veatch, QB
- 2003 Scott Rislov, QB
- JAPAN BOWL**
- 1985 Vyn Goodmon, LB
- 1986 Claude Gilbert, Asst. Coach
- 1987 K.C. Clark, CB
- 1988 Kenny Jackson, TB
- Guy Liggins, WR
- Mike Perez, QB
- 1991 Ralph Martini, QB
- INTA-JUICE CLASSIC**
- 2007 Dick Tomey, Head Coach
- John Broussard, WR
- Matt Cantu, OT
- James Jones, WR
- Freddy McCutcheon, DL
- Christopher Vedder, S
- KING ALL-STAR CLASSIC**
- 1990 George Muraoka, DT
- LAS VEGAS ALL-STAR CLASSIC**
- 2004 Courtney Anderson, TE
- OLYMPIA GOLD BOWL**
- 1982 Gerald Willhite, HB
- PARADISE BOWL**
- 2002 Jarmar Julien, TB
- Jelani Hawkins, OT
- Patrick Battle, FB
- 2003 Luke La Herran, LB
- Charles Pauley, WR
- TEXAS vs. THE NATION**
- 2008 Adam Tafralis, QB
- John Booker, OL
- Matt Castelo, LB
- Demetrius Jones, LB
- 2009 Yonus Davis, RB
- Christopher Owens, CB
- David Richmond, WR
- 2010 Kevin Jurovich, WR
- DIXIE GRIDIRON CLASSIC**
- 2011 Jordan La Secla, QB
- Isailo Eliapo, OL
- Isaac Leatiota, OL
- CASINO DEL SOL ALL-STAR GAME**
- 2012 Matt Faulkner, QB
- Mohamed Marah, RB
- 2013 Ina Liaina, RB
- James Orth, DB
- Ronnie Yell, DB
- MEDAL OF HONOR ALL-STAR GAME**
- 2014 Keith Smith, LB
- 2015 Akeem King, DB

ALL-STAR MVPs | ALL-COAST SELECTIONS



*Matt Veatch, QB
1991 Blue-Gray Classic
Outstanding Offensive
Player*



*Jeff Garcia, QB
1994 East-West
Shrine Game
Outstanding Offensive
Player*



*Deoncé Whitaker, TB
2002 East-West
Shrine Game
Outstanding Offensive
Player*



*Jarmar Julien, TB
2002 Paradise Bowl
Most Valuable Offensive
Player*



*Scott Rislov, QB
2003 Blue-Gray Classic
Most Outstanding
Offensive Player*



*Gerald Jones, S
2004 Hula Bowl
Outstanding Defensive
Player*



*Matt Faulkner, QB
2011 Casino del Sol
All-Star Game
Most Valuable Player*

GLENN "POP" WARNER AWARD

(Recognizes the top senior football player on the West Coast; awarded by the Palo Club)
1961 – Chon Gallegos, QB
1987 – Mike Perez, QB

"OFFENSIVE PLAYER OF THE YEAR"

(Named by United Press International)
1986 – Mike Perez, QB

ALL-COAST FIRST TEAM

- 1939 Leroy Zimmerman, B
- 1949 Harry Russell, HB
Gene Menges, QB
- 1960 Johnny Johnson, Sr., FB
- 1961 Oscar Donahue, E
- 1962 Johnny Johnson, Sr., FB
- 1970 Dave Chaney, LB
- 1971 Dave Chaney, LB
- 1977 Gerald Small, CB
- 1981 Gerald Willhite, TB
- 1982 Gill Byrd, CB
- 1984 Terry McDonald, LB
- 1986 K.C. Clark, CB
David Diaz-Infante, OG
Guy Liggins, WR
Mike Perez, QB
- 1987 Guy Liggins, WR
Yepi Pauu, LB
- 1988 Kevin Evans, WR
Johnny Johnson, TB

ALL-COAST SECOND TEAM

- 1952 Lynn Aplanalp, QB
- 1961 Chon Gallegos, QB
- 1963 Larry Hansen, T
- 1977 Frank Manumaleuga, LB
- 1980 Gerald Willhite, TB
- 1981 Gill Byrd, CB
- 1983 Eric Richardson, WR
- 1986 John Aimonetti, OT
Kenny Jackson, TB
Yepi Pauu, LB
Wayne Woodard, DT
- 1987 Kenny Jackson, TB
Mike Perez, QB
James Saxon, FB


ALL-COAST THIRD TEAM

- 1955 Mel Powell, E


ALL-COAST HONORABLE MENTION

- 1939 John Allen, E
Bob Bronzan, T
Ken Cook, G
Aubrey Minter, B
Bob Titchenal, C
Deward Tornell, T
- 1949 Harley Dow, T
Billy Wilson, E
- 1960 Jim Cadile, T
- 1971 Bill Brown, LB
- 1973 Dave Wasick, DE
- 1974 Carl Ekern, LB
- 1976 Gerald Small, CB
- 1978 Steve Hines, CB
Ed Luther, QB
- 1979 Ed Luther, QB
- 1982 Steve Clarkson, QB
Tim Kearse, WR

(Note: All-coast players selected by Associated Press and United Press International.)



*Chon Gallegos, QB
1961 Pop Warner Award winner*



*Mike Perez, QB
1987 Pop Warner Award winner*



1ST TEAM ALL CONFERENCE SELECTIONS

OFFENSE

Jim Accinelli, C	1984
John Aimonetti, OT	1986
Stacey Bailey, WR	1980, 1981
Mike Barnard, OT	1987
John Blain, OT	1975, 1976
Lawrence Brice, RB	1971
Bryce Burnett, TE	1990
Sheldon Canley, TB	1989, 1990
Jim Carter, OG	1987
Steve Clarkson, QB	1981, 1982
Elijah Cooks, WR	2022
Chevan Cordeiro, QB	2023
Steve DeBerg, QB	1976
David Diaz-Infante, OG	1986
Rick Dozier, OT	1979
Nathan DuPree, TB	1992
Tyler Ervin, RB	2015
Kevin Evans, WR	1988
Chris Fe'esago, OT	2000, 2001
Tracy Franz, TE	1980
Billy Freeman, TE	2015
Bailey Gaither, WR	2020
Anthony Gallegos, OG	1990
Jeff Garcia, QB	1992
Charles Gardner, OT	1971
Noel Grigsby, WR	2012
Pat Hinds, OT	1990
Max Hooper, OT	1980, 1981
Peni Iosefa, OT	1990, 1991
Kenny Jackson, TB	1986, 1987
Johnny Johnson, Jr., TB	1988
Chandler Jones, WR	2013
Rick Kane, RB	1975, 1976
Nicholas Kaspar, OG	2012
Mike Katolin, OG	1980
Tim Kearse, WR-KR	1981, 1982
Paul Kessler, C	1976
Craig Kimball, QB	1974
Dale Knott, RB	1970
Guy Liggins, WR	1987
Larry Lloyd, RB	1973
Josh Love, QB	2019
David Loverne, OT	1998
Ed Luther, QB	1978, 1979
Ike McBee, WR	1973, 1974
Gary Maddocks, WR	1975, 1976
Lafo Malauulu, WR	1986
Pat Markey, C	1975
Gil Martinez, C	1978
Ralph Martini, QB	1990
Chris Moyneur, TE	1972
Oliver Newell, WR	1997

Mark Nichols, WR	1979
Josh Oliver, TE	2018
Ryan Otten, TE	2011, 2012
Charles Pauley, WR	2002
Mike Perez, QB	1986, 1987
Travis Peterson, OG	1992
David Quessenberry, OT	2012
Vic Rakhshani, TE	1976
Henry Ramelli, OT	1983
Tony Rice, OT	1977
Eric Richardson, WR	1983
Kairee Robinson, RB	2023
Brian Roche, TE	1995
Jim Ruiz, OT	1973
James Saxon, FB	1987
Jack Snyder, OT	2020
Tim Stejskal, C	1986
Carl Sullivan, TE	1983
Jewel Thomas, RB	1979
Tim Toews, G	1976
Nick Trammer, C	1992
Tre Walker, WR	2019
Bryan Watje, TE	2005
Deoncé Whitaker, TB	2000
Gerald Willhite, TB	1980, 1981
Brian Woods, C	1990

DEFENSE

Bené Benwikere, CB	2012, 2013
Bob Bleisch, DL	1990
Kim Bokamper, DT	1975
Raymond Bowles, OLB	1991
Vince Buhagiar, LB	2012
Gill Byrd, CB	1980, 1982
Matt Castelo, LB	2007
Andre Chachere, CB	2016
Dave Chaney, LB	1970, 1971
K.C. Clark, CB	1986
Sherman Cocroft, S	1983
Heshimu Colar, S	1991
Greg Cox, ROV	1987
Nick DeLong, DL	1978
Carl Ekern, LB	1973, 1974, 1975
Wilson Faumuina, DE	1974, 1975, 1976
Viliami Fehoko, DL	2020, 2021, 2022
Tony Ficklin, DE	2004
Fred Ford, DT	1976
Jarron Gilbert, DT	2008
Randy Gill, LB	1977
Frank Ginda, LB	2017
Dan Godfrey, LB	1993, 1994
Cade Hall, DL	2020, 2023
Kyle Harmon, LB	2020, 2021, 2022
Steve Hieber, LB	1990

Duke Ihenacho, LB, S	2008, 2009, 2011
Clay Jackson, DB	1973
Travis Johnson, DE	2011, 2012
Cody Jones, DT	1972
Barry Kidney, LB	1987
Everett Lampkins, LB	1989
Dwight Lowery, CB	2006, 2007
Glen McClaran, DB	1981
Terry McDonald, DE	1984
Steve McEnroe, DT	1981, 1982
John McMillen, DT	1971
Frank Manumaleuga, LB	1977, 1978
Bob Matheny, LB	1982
Lynell Mayo, LB	1989, 1990
Dakari Monroe, DB	2018
George Muraoka, DT	1989
Bob Overly, DE	1981
Christopher Owens, CB	2008
Yepi Pauu, LB	1987
Travis Raciti, DT	2012
James Richburg, DB	1978
Rayford Roberson, LB	1976
Larry Sandson, NG	1987
Gerald Small, DB	1975, 1976, 1977
Keith Smith, LB	2012, 2013
Tre Smith, DL	2023
Jay Taylor, CB	1987
Ken Thomas, CB	1979, 1981
Cheyenne Tuufuli, LB	1981
Simon Vaoifi, DT	1991
Anthony Washington, ROV	1992
Dave Wasick, DT	1973, 1974
Lyle West, S	1997, 1998
Cully Williamson, DB	1978
Frank Witherspoon, S	1984
Louie Wright, CB	1974
Larry Zajonc, LB	1974

KICKERS

Michael Carrizosa, P	2015
Jim Hughes, P	1989
Tim Morgan, P	1999
Joe Nedney, PK	1992
Waylon Prather, P	2006

NOTE: Prior to 1970, San José State participated as an independent at the major college level. SJSU belonged to the Pacific Coast Athletic Association from 1970 through 1986, the Big West Conference from 1987 through 1995 and the Western Athletic Conference from 1996 through 2012. San José State joined the Mountain West Conference in 2013.

2ND TEAM ALL CONFERENCE SELECTIONS



OFFENSE

Courtney Anderson, TE	2003
Stacey Bailey, WR	1979
Maceo Barbosa, TB	1991
George Beadell, C	1977
Bobby Blackmon, WR	1991
John Booker, OT	2007
Sean Brewer, TE	2000
Matt Cantu, OT	2006
Kevin Cole, TB	1977, 1978
Ron Collins, OT	1975
Otis Cooper, WR	1971
Chevan Cordeiro, QB	2022
John Cotti, OT	1993
Steve Dahl, WR	1971
Yonus Davis, TB	2005, 2006, 2008
Ara Derderian, OT	1989
Jeremy Dominguez, OG	2000
Gary Dudley, WR	1976
Ailao Eliapo, OL	2010
Dave Ellis, QB	1971
De'Leon Eskridge, RB	2012
Kevin Evans, WR	1989
David Fales, QB	2012, 2013
Chris Fe'esago, OG	1999
Mervyn Fernandez, WR	1981
Tracy Franz, TE	1981
Mark Fredrick, OG	1988
Anthony Gallegos, OG	1989
Jeff Garcia, QB	1991
Noel Grigsby, WR	2011
Joséph Hayes, OT	2003
Windrell Hayes, WR	1996
Chris Hill, OG	1995
Pat Hinds, OT	1989
Max Hooper, OT	1978, 1979
Mike Hopkins, WR	1973
Bob Hughes, OT	1970
Chad Hymel, OG	1990
Bobby Johnson, TB	1982, 1983
Chandler Jones, WR	2012
James Jones, WR	2006
Steve Joyce, WR	1977
Jarmar Julien, TB	2001
Kevin Jurovich, WR	2007, 2009
Nicholas Kaspar, OG	2013
Art Kelley, OT	1972
Craig Kimball, QB	1973
Bill Klump, TE	1987
Dale Knott, RB	1972
Tom Larson, OG	1982
Brian Lundy, WR	1995
Ed Luther, QB	1977
Manu Mulitano, OG	1986
Nick Nash, WR	2023
Oliver Newell, WR	1998
Mark Nichols, WR	1980
Rick Parma, WR	1978
Jeff Petkevicius, C	1983
Roger Proffitt, QB	1975
Tim Provost, OT	2002
Steven Pulley, WR	1999
David Quessenberry, OT	2011

Todd Ranney, OT	1992
Jerry Reese, WR	1993
Eric Richardson, WR	1982
David Richmond, WR	2008
Tony Rice, OT	1976
Brian Roche, TE	1994
Brandon Rutley, RB	2011
Rich Sarlatte, TE	1992
Wes Schweitzer, OT	2015
Edell Shepherd, WR	2001
Rufus Skillern, WR	2004
Tony Smith, WR	1984
Jack Snyder, OL	2021
Nick Starkel, QB	2020
Joel Tautuaa, OG	2000
Don Teague, C	1987
Tyson Thompson, TB	2004
Tim Toews, OG	1975
Nick Trammer, C	1991
Reno Vaita, C	1973
LaMons Walker, C	2003
Tre Walker, WR	2020
Jimmy Walsh, FB	1979
Deoncé Whitaker, TB	1999
Jacobi Williams, WR	1994
Tyler Winston, WR	2014
Tuati Wooden, WR	2003

DEFENSE

Ethan Aguayo, LB	2019
Dave Albright, LB	1983
Emanuel Armstrong, LB	1971, 1973
Bill Benjamin, OLB	1980
Bob Bleisch, NG	1989
Marshall Blount, DE	2000
Raymond Bowles, OLB	1992
Bryson Bridges, DL	2018
Bill Brown, LB	1971
Matt Castelo, LB	2006
Danny Clark, DT	1984
Chris Clarke, LB	1991
Heshimu Colar, S	1990
Justin Cole, LB	2008, 2009
Greg Cox, S	1986
Charles DeJurnett, DE	1973
Lloyd Forrest, LB	1986
Coye Francies, CB	2008
Paul Franklin, CB	1989, 1990
Jarron Gilbert, DL	2007
Joe Glaspie, DB	1976
Trestin George, DB	2005
Vyn Goodmon, LB	1984
Dee Grayer, CB	1992
Jessie Green, NG	1982
Kinji Green, DL	2005
Brodie Greer, DB	1970
Steve Hines, CB	1978
Carl Ihenacho, DE	2008, 2009
Tre Jenkins, S	2020
Troy Jensen, S	1993
Cody Jones, DT	1971
Gerald Jones, S	2002, 2003
Seymour Jones, DE	1972
Bernard Justiniani, DL	1979

Damon Keeve, LB	1981
Sam Kennedy, LB	1986
Anthony Larceval, DT	2012
Willie Lewis, DB	1971, 1972
Beto Lomax, S	1995
Marty Lyon, DT	1992
Jacob Malae, LB	1996
Derrick Martin, DB	1979
Mike Maurer, LB	1982
Terry McDonald, LB	1983
Dave Moss, LB	1988, 1989
George Muraoka, DT	1988
Willie Nevels, NG	1978
Kevin O'Connell, NG	1992
Christopher Owens, CB	2007
Josh Parry, LB	2000
Mike Powers, DT	1990
Dwayne Price, DB	1973
Travis Raciti, DT	2014
Ryan Rasnick, S	1987, 1989
James Richburg, DB	1977
Rayford Roberson, LB	1977, 1978
Mike Scialabba, OLB	1990
Jim Singleton, LB	1992
Freddie Smith, CB	1991
Keith Smith, LB	2010, 2011
Christian Tago, LB	2015
Jay Taylor, CB	1988
Eddie Thomas, CB	1990
Soane Toia, DL	2023
Vance Topps, LB	1975
Rod Traylor, DT	1980
David Tuitupou, DE	2012
Cheyenne Tuufuli, LB	1979
Christopher Vedder, S	2006
Alex Wallace, CB	2000
Cleveland Wallace, III, CB	2014
Anthony Washington, S	1991
Joe Washington, DE	1970
Armahn Williams, NG	1983
Wayne Woodard, DT	1986
Bryan Yeager, DT	2000

KICKERS


Mike Berg, PK	1981
Tom Diehl, P	1986
Joe Furlow, PK	1995
Randy Johnson, PK	1977
Austin Lopez, PK	2012, 2013
Joe Nedney, PK	1991, 1994
Sergio Olivarez, PK	1986
Jared Strubeck, PK	2006
Philip Zavala, P	2009

SPECIAL TEAMS


Larry Barnes	1970, 1971
Sheldon Canley, KOR	1990
Michael Carrizosa, P	2017
Heshimu Colar, KOR	1990
Tyler Ervin, KOR	2012
Brian Lundy	1995
Charles Pauley	2002
Harrison Waid, P	2010
Deoncé Whitaker	1998




CONFERENCE PLAYERS OF THE YEAR




*Dave Wasick, DT
1974 PCAA
Defensive
Player of the Year*




*Carl Ekern, LB
1974 PCAA
Defensive
Player of the Year*




*Steve DeBerg, QB
1976 PCAA
Offensive
Player of the Year*




*Frank Manumaleuga, LB
1978 PCAA
Defensive
Player of the Year*



*Ed Luther
1979 PCAA
Offensive
Player of the Year*



*Gerald Willhite
1980 & 1981 PCAA
Offensive Player of the
Year*



*Mike Perez
1986 PCAA & 1987 Big
West
Offensive Player of the
Year*



*Sheldon Canley
1990 Big West
Offensive Player of the
Year*



*Lyneil Mayo
1990 Big West
Offensive Player of the
Year*



*Jarron Gilbert
2008 WAC
Co-Defensive
Player of the Year*



*Travis Johnson
2012 WAC
Defensive Player
of the Year*



*Tyler Winston
2013 Mountain West
Freshman of the Year*



*Josh Love
2019 Mountain West
Offensive Player
of the Year*



*Cade Hall
2020 Mountain West
Defensive Player
of the Year*



*Viliami Fehoko
2022 Mountain West
Defensive Player
of the Year*



(NFL, CFL, USFL, AFL, AAFC,
Arena Football, Arena Football 2, NFL Europe,
XFL, UFL, AAF)

A

Dave Albright, LB
1985 – Memphis (USFL),
1986-91 – Saskatchewan (CFL)
Steve Alexakos, OL (18 NFL games)
1970 – Denver,
1971 – New York Giants
Chris Alexander, LB
1991 – Frankfurt (WLAF),
1994-95 – Albany (ARENA)
Courtney Anderson, TE (43 NFL games)
2004-06 – Oakland
2007 – Detroit, Atlanta

B

Martin Baccaglio, OL (14 NFL games)
1968 – San Diego (AFL),
1968-70 – Cincinnati
Stacey Bailey, WR (91 NFL games)
1982-90 – Atlanta
Jerome Bearden, DB
1983 – Oakland (USFL)
Bill Benjamin, OLB (2 NFL games)
1987 – Indianapolis
Bené Benwikere, CB (54 NFL games)
2014-16 – Carolina
2017 – Dallas
2018 – Arizona, Oakland
Keith Birlem, QB (9 NFL games)
1939 – Washington
1939 – Chicago Cardinals
John Blain, OL
1977-87 – British Columbia (CFL)
John Blake, OL




John Blain, OT
11 CFL seasons

British Columbia 1977-87

1983 & 1985 All-CFL selection

**British Columbia Lions'
50th season All-Time Dream
Team**


1978-80 – British Columbia (CFL)
Marshall Blount, DE
2004 – Central Valley (ARENA2),
2009 – Iowa (ARENA2)
Kim Bokamper, DE (127 NFL games)
1977-85 – Miami
John Booker, OL
2009 – Spokane (ARENA2)
2010-12 – Arizona (ARENA)
Damon Bowers, WR
1999 – New England (ARENA),
2000-01 – Houston (ARENA),
2002 – Orlando (ARENA)
Trevor Bowles, OL
1984-86 – Montreal (CFL)
1987-91 – Edmonton (CFL)
Kevin Bowman, WR (3 NFL games)
1987 – British Columbia (CFL)
1987 – Philadelphia
Sean Brewer, TE (10 NFL games)
2002 – Cincinnati,
2003 – Atlanta
Jamall Broussard, WR (8 NFL games)
2004 – Carolina,
2005 – Cincinnati (practice squad)
2006 – Cologne (NFL Europe)
2006 – Houston (practice squad)
2007 – Toronto (CFL)
2008 – Philadelphia, San José (ARENA)
John Broussard, WR (8 NFL games)
2007 – Jacksonville
2008 – Chicago (practice squad)
Norman Brown, OLB
1996 – Minnesota (ARENA),
1997-98 – New Jersey (ARENA)
Bryce Burnett, TE
1996-97 – Barcelona (WLAF)
Marcel Burrough, OL



Kim Bokamper, DE

1st round draft pick
19th selection in 1976
Miami 1977-85
Pro Bowl Selection
1979

Miami Dolphins Walk of Fame




Gill Byrd, CB
1st round draft pick
22nd selection in 1983

10 NFL seasons
San Diego 1983-92
2 Pro Bowl selections

San Diego Chargers Hall of Fame

Assistant coach
St. Louis Rams 2003-05
Chicago 2006-12
Tampa Bay 2014-15



Jim Cadile, OL
11 NFL seasons
Chicago 1962-72

Spartan Facts:

**189 Spartans have
played pro football**

**15 have played in
10 or more seasons**



SPARTANS IN THE PROS

2009 – Florida (ARENA2)

Mack Burton, WR

1962-66 – British Columbia (CFL)

Howard Butler, DT

1996-2002 – San José (ARENA)

Gill Byrd, CB (149 NFL games)

1983-92 – San Diego

C

Jim Cadile, OL (128 NFL games)

1962-72 – Chicago

Reggie Candler, L

2005-06 – Bakersfield (ARENA2)

Matt Castelo, LB/RB

2011 – San José (ARENA)

Sheldon Canley, TB (1 NFL game)

1991-92 – San Francisco

1992 – New York Jets

1994 – Baltimore (CFL)

John Carlos, WR

1971 – Montreal (CFL),

1972 – Toronto (CFL)

Andre Chachere, CB (40 NFL games)

2018 – Detroit,

2019 – Carolina (practice squad),

2019 – Arizona,

2020 – Indianapolis (practice squad),

2021-22 – Philadelphia,

2023 – Arizona

Danny Clark, DE (1 NFL game)

1987 – Los Angeles Rams

K.C. Clark, DB (26 NFL games)

1987-88 – Denver,

1990 – British Columbia (CFL),

1990-91 – Denver

Steve Clarkson, QB

1983 – Saskatchewan (CFL)

Charles Clinton, CB (2 NFL games)


1987 – Houston

Sherman Cocroft, S (67 NFL games)

1985-87 – Kansas City,

1988 – Buffalo,

1989 – Tampa Bay



Dan Colchico, DE (78 NFL games)

1960-64, 67 – San Francisco

1969 – New Orleans

Floyd Collier

1948 – San Francisco (AAFC)

Justin Cole, DE/OLB (20 NFL games)

2010-11 – Kansas City

2011-12 – St. Louis

Elijah Cooks, WR (9 NFL games)

2023 – Jacksonville

Greg Cox, S (55 NFL games)

1988, 90-91 – San Francisco,

1989 – New York Giants,

1995 – San José (ARENA)

Harold Crisler, E (53 NFL games)

1948-49 – Washington

1949 – Baltimore (AAFC)

Wardell Crutchfield, DB

2000 – Iowa (ARENA)

Clarence Cunningham, WR

2007-08 – Stockton (ARENA2)

D

Ken Daniel, CB (32 NFL games)

1983-84 – Oakland (USFL),

1984 – New York Giants,

1986-87 – Indianapolis

Rashied Davis, WR (102 NFL games)

2003-05 – San José (ARENA),

2005-10 – Chicago,

2011 – Detroit

Yonus Davis, RB

2010 – British Columbia (CFL)

Steve DeBerg, QB (207 NFL games)

1977-80 – San Francisco,

1981-83 – Denver,

1984-87, 92-93 – Tampa Bay (NFL),

1988-91 – Kansas City,

1993 – Miami,

1998 – Atlanta

Charles DeJurnett, DT (118 NFL games)

1974-75 – Southern California (WFL)

1976-80 – San Diego,

1982-86 – Los Angeles Rams

Steve DeBerg, QB

17 NFL seasons

San Francisco 1977-80

Denver 1981-83

Tampa Bay (NFL) 1984-87

Kansas City 1988-91

Tampa Bay 1992-93

Miami 1993

Atlanta 1998

Coaching

New York Giants 1995-96

Indiana (ARENA) 2004

Tampa Bay (ARENA) 2004

**Spartan Stadium
Ring of Honor**




Rashied Davis, WR/CB

10 professional seasons

San José (ARENA) 2003-05

Chicago (NFL) 2005-10

Detroit (NFL) 2011



David Diaz-Infante, G

12 professional seasons

San Diego 1987

Frankfurt (WLAF) 1991-92

Sacramento (CFL) 1993-94

Denver 1996-98, 2000, 2001

Philadelphia 1999

Las Vegas (XFL) 2001

Assistant Coach

Arizona 2014-15

New York Jets 2016



David Diaz-Infante, OG (69 NFL games)
 1987 – San Diego,
 1991-92 – Frankfurt (WLAFL),
 1993-94 – Sacramento (CFL),
 1996-98, 2000, 01 – Denver,
 1999 – Philadelphia,
 2001 – Las Vegas (XFL)

Ryan DiSalvo, LS
 2019 – San Diego (AAF)

Jeremy Dominguez, L
 2002 – Fresno (ARENA2)

Oscar Donahue, WR (13 NFL games)
 1962 – Minnesota

Leon Donohue, OL (84 NFL games)
 1962-64 – San Francisco,
 1965-67 – Dallas

Harley Dow, K (12 NFL games)
 1950 – San Francisco

E

Ailao Eliapo, L
 2011 – San José (ARENA)
 2012 – Jacksonville (ARENA)

Carl Ekern, LB (151 NFL games)
 1976-88 – Los Angeles Rams

Tyler Ervin, RB (43 NFL games)
 2016-17 – Houston,
 2018 – Baltimore,
 2019 – Jacksonville,
 2019-20 – Green Bay

F

David Fales, QB (5 NFL games)
 2014-16 – Chicago,
 2016 – Baltimore (practice squad),
 2017-18 - Miami,
 2019 - New York Jets,
 2020 - New York Jets (practice squad)

Wilson Faumuina, DT (74 NFL games)
 1977-82 – Atlanta

Viliani Fehoko, DE
2023 – Dallas (Injury Reserve)

Mervyn Fernandez, WR (86 NFL games)
 1982-86 – British Columbia (CFL),
 1987-92 – Los Angeles Raiders,
 1994 – British Columbia (CFL)

Tony Ficklin, DE
 2007 – Green Bay (ARENA2),
 2008 – Kansas City (ARENA),
 2008 – New York (ARENA),
 2011 – Chicago (ARENA)

Coye Francies, CB (23 NFL games)
 2009-10 – Cleveland,
 2010 – Las Vegas (UFL),
 2011 – Seattle (practice squad),
 2012 – Oakland

Paul Franklin, CB
 1995-96 – Orlando (ARENA),
 1997 – New York City (ARENA)

Tracy Franz, TE (3 NFL games)
 1984-85 – Oakland (USFL),
 1987 – San Francisco

G

Chon Gallegos, QB
 1962 – Oakland (AFL)

Jeff Garcia, QB (125 NFL games)
 1994-98 – Calgary (CFL),
 1999-2003 – San Francisco,
 2004 – Cleveland,
 2005 – Detroit,
 2006 – Philadelphia,
 2007-08 – Tampa Bay,
 2009 – Philadelphia,
 2010 – Omaha (UFL),
 2011 – Houston

Trestin George, DB
 2007-08 – San José (ARENA),
 2009 – British Columbia (CFL),
 2011 – San José (ARENA)

Jarron Gilbert, DL (5 NFL games)
 2009 – Chicago,
 2010 – New York Jets,
 2011 – Buffalo (practice squad)

Randy Gill, LB (8 NFL games)
 1978 – St. Louis, Green Bay

Frank Ginda, LB
 2019 – San Diego (AAF),
 2020 – New York (XFL)

Chris Gonzalez, OG
 2019 – San Diego (AAF)

Mace Gouldsby, DT
 1990 – Edmonton (CFL)

Dee Grayer, CB
 1997 – Milwaukee (ARENA),
 1998 – Portland (ARENA)

H

Charlie Hardy, E
 1960-62 – Oakland (AFL)
 Charley Harraway, FB (110 NFL games)
 1966-68 – Cleveland,
 1969-73 – Washington

Brian Hawkins, DB
 1983 – Saskatchewan (CFL)

Marcus Helfman, TE
 2004 – Scottish Claymoors (NFL Europe),
 2005 – Rhein Fire (NFL Europe)

Fred Heron, DE (79 NFL games)
 1966-72 – St. Louis

Forrest Hightower, DB
 2015-16 – Ottawa (CFL)
 2017-20 – Edmonton (CFL)

Pat Hinds, OT
 1991-92 – Calgary (CFL),
 1993 – Toronto (CFL)


James Hodgins, FB (78 NFL games)
 1999-2002 – St. Louis Rams,
 2003 – Arizona,
 2004 – Arizona (injured reserve),
 2005 – Arizona,
 2006 – New York Jets

Domingo Holmes, CB
 2008 – Stockton (ARENA2)

Michael Hooper, WR
 2008 – Stockton (ARENA2)

Bud Hubbard, E (10 NFL games)
 1935 – Brooklyn

Eric Hurt, DB (4 NFL games)
 1980 – Cleveland, Dallas



Charles DeJurnett, DL


11 NFL seasons

Southern California (WFL)

1974-75

San Diego 1976-80

Los Angeles Rams 1982-86




Carl Ekern, LB

13 NFL seasons

Los Angeles Rams 1976-88

All Pro, Pro Bowl Selection

1986



Wilson Faumuina, DT

1st round draft pick

20th selection in 1977

Atlanta 1977-82



SPARTANS IN THE PROS

I

Carl Ihenacho, LB
 2011 – Oakland (practice squad)
 Duke Ihenacho, S (33 NFL games)
 2012-13 – Denver,
 2014-16 – Washington
 Isaiah Irving, LB (34 NFL games)
 2017-19 – Chicago,
 2020 – Denver (practice squad),
 2020 – Arizona

J

Cass Jackson, DB
 1964 – Ottawa (CFL)
 Bobby Johnson, TB
 1986 – Saskatchewan (CFL)
 Johnny Johnson, Jr. – TB (72 NFL games)
 1990-92 – Phoenix,
 1993-94 – New York Jets
 Marv Johnson, HB (40 NFL games)
 1951-52 – Los Angeles,
 1952-53 – Green Bay
 Chandler Jones, WR
 2014 – Tampa Bay (practice squad)
 2015 – Montreal (CFL) (practice squad)
 Cody Jones, DT (110 NFL games)
 1974-78, 80-82 – Los Angeles Rams
 James Jones, WR (136 NFL games)
 2007-13 – Green Bay,
 2014 – Oakland,
 2015 – Green Bay
 Jarmar Julien, TB (2 NFL games)
 2002 – Kansas City
 Kevin Jurovich, WR
 2010 – San Francisco (practice squad)

K

Rick Kane, TB (125 NFL games)
 1977-83 – Detroit,
 1984 – Washington,
 1985 – Detroit
 Mike Katolin, OL (3 NFL games)
 1983 – Boston (USFL),
 1984 – Oklahoma (USFL),
 1985 – Arizona (USFL),
 1987 – Cleveland
 Tim Kearse, WR (3 NFL games)
 1983 – British Columbia (CFL),
 1987 – Detroit, Indianapolis,
 1988 – Saskatchewan
 Jermaine Kelly, CB
 2018 – Houston (reserve/injured list)
 2019 – San Francisco (practice squad)
 Sam Kennedy, LB (3 NFL games)
 1988 – San Francisco
 Akeem King, DB (34 NFL games)
 2015-16 – Atlanta,
 2017 – Seattle (practice squad),
 2018-19 – Seattle
 Jeremiah Kolone, OG
 2018-19 – L.A. Rams (practice squad)
 2019 – San Diego (AAF)
 2020 – L.A. Rams (practice squad)

L

Isaac Leatiota, L

2012 – San José (ARENA),
 2013 – San Antonio (ARENA)
 Tom Louderback, OL (24 NFL games)
 1958-59 – Philadelphia,
 1960-61 – Oakland (AFL),
 1962 – Buffalo (AFL)
 David Loverne, OG (64 NFL games)
 2000-01 – New York Jets,
 2002 – Washington,
 2003 – St. Louis,
 2004 – Detroit,
 2005 – Detroit (injured reserve)
 Dwight Lowery, DB (116 NFL games)
 2008-10 – New York Jets,
 2011-13 – Jacksonville,
 2014 – Atlanta,
 2015 – Indianapolis,
 2016 – San Diego
 Ed Luther, QB (61 NFL games)
 1980-84 – San Diego,
 1985 – Jacksonville (USFL),
 1986 – Indianapolis
 Ken Lutz, QB
 1991 – Columbus (ARENA),
 1992 – San Antonio (ARENA)
 Ray Lychak, OL
 1966-68 – Montreal (CFL)
 1969 – Edmonton (CFL)
 1970-71 – British Columbia (CFL),
 1972-73 – Winnipeg (CFL)

M

Curtice Macfarlane, L
 1998-99, 2001 – San José (ARENA)
 2003 – Ottawa (CFL)
 Frank Manumaleuna, LB (35 NFL games)
 1979-81 – Kansas City,
 1983-84 – Oakland (USFL),
 1985 – Portland
 Derrick Martin, DB (3 NFL games)
 1980 – Hamilton (CFL),
 1983-85 – Oakland (USFL),
 1987 – San Francisco
 Ralph Martini, QB
 1992 – Sacramento (WLAFL)
 Lyneil Mayo, OLB
 1991, 1992 – British Columbia (CFL)
 Keith McDonald, WR (9 NFL games)
 1987 – Houston,
 1991, 1992 – British Columbia (CFL)
 Maurice McKnight, DB
 2018 – Edmonton (CFL)
 2019-20 Edmonton
 (CFL - suspended list)
 Searcy Miles
 1954-56 – San Francisco
 Frank Minnini, HB (36 NFL games)
 1947-49 – Chicago,
 1949 – Pittsburgh
 Dakari Monroe, DB
 2020 – Edmonton (CFL)

N

Kenny Nash, WR (1 NFL game)
 1987 – Kansas City



Mervyn Fernandez, WR
12 professional seasons
British Columbia (CFL) 1982-86
Los Angeles Raiders 1987-92
British Columbia (CFL) 1994
1985 CFL
Most Outstanding Player



Jeff Garcia, QB
17 professional seasons
Calgary (CFL) 1994-98
San Francisco 1999-2003
Cleveland 2004
Detroit 2005
Philadelphia 2006
Tampa Bay 2007-08
Philadelphia 2009
Omaha (UFL) 2010
Houston 2011
 Assistant Coach
Montreal (CFL) 2014
St. Louis 2015

1997 CFL West Division
Most Outstanding Player

Pro Bowl Selections
 2001, 2002, 2003, 2007

Spartan Stadium
Ring of Honor



Joe Nedney, PK (176 NFL games)
 1995 – Oakland (practice squad),
 1995-96 – Miami,
 1997-99 – Arizona,
 1999 – Baltimore,
 1999 – Oakland,
 2000 – Denver,
 2000 – Carolina,
 2001-03 – Tennessee,
 2004 – Tennessee (injured reserve)
 2005-10 – San Francisco

Mark Nichols, WR (76 games)
 1981-87 – Detroit

Kaiser Noa, LB
 1993 – Miami (ARENA)

Abdul Salaam-Noah, DT
 2001 – San Francisco (XFL),
 2004-05 – New Orleans (ARENA),
 2006 – Georgia (ARENA)

Ray Norton, HB (9 NFL games)
 1960-61 – San Francisco

O

William Obeng, OL
 2005 – Oakland (practice squad),
 2006 – Chicago (NFL Europe),
 2007-08 – San José (ARENA)

Josh Oliver, TE (52 NFL games)
 2019 – Jacksonville,
 2020 – (injured reserve),
 2021-22 – Baltimore,
 2023 – Minnesota,

Ron Ockimey, S
 2002-03 – British Columbia (CFL),
 2005-06 – Winnipeg (CFL)

Dwayne O'Steen, CB (77 NFL games)
 1978-79 – Los Angeles,
 1980-81 – Oakland,
 1982 – Baltimore,
 1983 – Tampa Bay (NFL),
 1983-84 – Green Bay

Ryan Otten, TE
 2013 – San Diego (practice squad)
 2014 – Minnesota (practice squad)

Bob Overly, LB
 1983 – Oakland (USFL)

Christopher Owens, CB (87 NFL games)
 2009-12 – Atlanta,
 2013 – Cleveland,
 2013 – Miami,
 2014 – Kansas City,
 2015 – New Orleans

P

Khalil Paden, WR
 2014 – Orlando (ARENA),
 2014-15 – Ottawa (CFL)

Josh Parry, FB (37 NFL games)
 2002 – Frankfurt (NFL-Europe),
 2004-05 – Philadelphia,
 2006 – Seattle

Charles Pauley, WR
 2004, 2006 – San José (ARENA),
 2005 – Chicago (ARENA),
 2007 – Philadelphia (ARENA),

2008 – Georgia (ARENA)

Yepi Pauu, LB
 1988 – Los Angeles (ARENA),
 1991-92 – Frankfurt (WLAF)

Mike Perez, QB
 1991 – Frankfurt (WLAF),
 1991 – New York Giants,
 1992 – Frankfurt (WLAF),
 1994-97 – Albany (ARENA),
 1998 – New York City (ARENA)
 1999 – New England (ARENA)

Philip Perry, FB/LB
 2005-06 – Memphis (ARENA2)

Bil Peterson, OL (56 NFL games)
 1968-72 – Cincinnati,
 1975 – Kansas City

Tom Petithomme, FB
 1995-96 – San José (ARENA)
 1998 – Iowa (ARENA),
 1999 – San José (ARENA)

Bob Pifferini, OL (12 NFL games)
 1949 – Detroit

Art Powell, WR (13 NFL games)
 1957 – Montreal (CFL),
 1959 – Philadelphia,
 1960-62 – New York (AFL),
 1963-66 – Oakland (AFL),
 1967 – Buffalo (AFL),
 1968 – Minnesota

Tim Provost, OL
 2003 – New England (practice squad)

Q

David Quessenberry, OL (30 NFL games)
 2013-16 – Houston (injured reserve),
 2017 – Houston,
 2018 – Tennessee (practice squad),
 2019-21 – Tennessee,
 2022 – Buffalo,
 2023 – Minnesota

R

Travis Raciti, DT
 2015 – Philadelphia (practice squad)

Larnell Ransom, DL
 2008 – Central Valley (ARENA2)

Phil Rebboah, PK
 1984 – Los Angeles Raiders,
 1985-86 – San Diego

Jerry Reese, WR (5 NFL games)
 1995, 96 – San Jose (ARENA),
 1995 – San Antonio (CFL),
 1997 – Buffalo,
 1998 – Scotland (NFL Europe),
 1999-2004 – San José (ARENA)

Eric Richardson, WR (30 NFL games)
 1985-86 – Buffalo

Scott Rislov, QB
 2005 – Nashville (ARENA),
 2006 – Central Valley (ARENA2),
 2007-08 – San José (ARENA)

Boogie Roberts, DL
 2020 – Los Angeles (XFL)

Walt Roberts, HB (83 NFL games)
 1964-66 – Cleveland,



Joe Nedney, PK
15 NFL seasons

<i>Miami</i>	1995-96
<i>Arizona</i>	1997-99
<i>Baltimore</i>	1999
<i>Oakland</i>	1995, 1999
<i>Denver</i>	2000
<i>Carolina</i>	2000
<i>Tennessee</i>	2001-04
<i>San Francisco</i>	2005-10



Mark Nichols, WR
1st round draft pick
15th selection in 1981
Detroit 1981-87

Spartan Facts:

6 Pro Bowl players

**1 NFL
 Rookie of the Year**



SPARTANS IN THE PROS

1967 – New Orleans,
1969-70 – Washington
Brian Roche, TE (23 NFL games)
1996-97 – San Diego,
1998 – Kansas City,
2001 – San Francisco (XFL)
Brandon Rutley, RB
2012 – Hamilton (CFL),
2014-17 – Montreal (CFL),
2018-20 – British Columbia (CFL)

S

S.T. Saffold, WR (14 NFL games)
1968 – Cincinnati
James Saxon, FB (111 NFL games)
1988-91 – Kansas City,
1992-94 – Miami,
1995 – Philadelphia
Wes Schweitzer, OG (86 games)
2016-19 – Atlanta,
2020-22 – Washington,
2023 – New York Jets
Travis Seaton, B
2004 – Philadelphia (ARENA),
2007 – Stockton (ARENA2)
2008-09 – Oklahoma City (ARENA2)
Nehemiah Shelton, DB
2023 – Memphis (USFL),
2023 – New York Jets (practice squad)
Edell Shepherd, WR (25 NFL games)
2002 – Chicago (practice squad),
2003 – Scotland (NFL Europe),
2003 – Tampa Bay,
2004 – Tampa Bay (injured reserve),
2005 – Tampa Bay,
2006 – Houston,
2007 – Detroit,
2008 – Denver (injured reserve)
Ricky Siglar, OL (100 NFL games)
1990 – San Francisco,
1993-96, 98 – Kansas City,
1997-98 – New Orleans,
1998 – Carolina
Gerald Small, CB (104 NFL games)
1978-83 – Miami,
1984 – Atlanta
Keith Smith, LB/FB (142 NFL games)
2014-17 – Dallas,
2018 – Oakland,
2019-23 – Atlanta
Omarr Smith, CB
2001-02, 04-08 – San José (ARENA),
2003 – Tampa Bay (ARENA)
Tommie Smith, WR (2 NFL games)
1969 – Cincinnati
Kendrick Starling, WR (8 NFL games)
2004 – Houston,
2005 – New Orleans (practice squad),
2006 – Rhein Fire (NFL Europe),
2007 – Edmonton (CFL)
Carl Sullivan, TE (3 NFL games)
1984-85 – Oakland (USFL),
1987 – Green Bay
John Sutro, OL (5 NFL games)

1962 – San Francisco
Bob Sykes, FB (4 NFL games)
1952 – Washington

T

Adam Tafralis, QB
2008-10 – Hamilton (CFL)
Drew Taylor, WR
1978-79 – British Columbia (CFL),
1980 – Hamilton (CFL),
1981 – Toronto (CFL),
1982 – Montreal (CFL)
Eddie Taylor, CB
1991-92 – Winnipeg (CFL)
1993 – British Columbia (CFL)
Jay Taylor, CB (79 NFL games)
1989-92 – Phoenix,
1993-95 – Kansas City
Tony Teresa, QB (1 NFL game)
1956-57 – British Columbia (CFL),
1958 – San Francisco,
1960 – Oakland (AFL)
Eddie Thomas, CB
1991-92 – Edmonton (CFL),
1994 – Toronto (CFL),
1995, 1997 – British Columbia (CFL)
1999 – Winnipeg (CFL)
Jewerl Thomas, TB (56 NFL games)
1981-82 – Los Angeles Rams,
1983 – Kansas City,
1984 – San Diego
Ken Thomas, DB (14 NFL games)
1983 – Kansas City
Gary Thompson, S (24 NFL games)
1983-84 – Buffalo
Peyton Thompson, CB (48 NFL games)
2012 – Atlanta (practice squad)
2014-17 – Jacksonville
Tyson Thompson, TB (30 NFL games)
2005-07 – Dallas
Bob Titchenal, OL (30 NFL games)
1940-42 – Washington,
1946 – San Francisco (AAFC),
1947 – Los Angeles (AAFC),
Mel Tom, DE (113 NFL games)
1967-73 – Philadelphia,
1973-75 – Chicago
John Travis, HB (6 NFL games)
1966 – San Diego

U

Mitch Uovich (10 NFL games)
1944 – Washington Redskins
1945 – Chicago Cardinals
1949 – Baltimore Colts

V

Andres Vargas, L
2014 – Los Angeles (ARENA)
Chris Vedder, B
2010 – San José (ARENA)

W

Alex Wallace, DB
2002 – British Columbia (CFL),
2005-06 – Bakersfield (ARENA2),
2007 – New Orleans (ARENA),



Jerry Reese, WR
11 professional seasons

<i>San José (ARENA)</i>	1995
<i>San Antonio (CFL)</i>	1995
<i>San José (ARENA)</i>	1996
<i>Buffalo</i>	1997
<i>Scotland (NFL-Europe)</i>	1998
<i>San José (ARENA)</i>	1999-2004



Gerald Willhite, TB
1st round draft pick
21st selection in 1982
Denver 1982-88
All-AFC Selection
1986
Spartan Stadium
Ring of Honor



2007 – Tampa Bay (ARENA)
 Jimmy Walsh, FB (4 NFL games)
 1980 – Seattle
 Dave Wasick, DT
 1975 – Kansas City,
 1976 – New York Jets
 Lyle West, S (51 NFL games)
 1999-2000 – New York Giants,
 2002-03 – Kansas City
 Deoncé Whitaker, TB
 2002 – British Columbia (CFL),
 2003 – Montreal (CFL)
 Gerald Willhite, TB (78 NFL games)
 1982-88 – Denver
 Billy Wilson, E (100 NFL games)
 1951-60 – San Francisco
 Louie Wright, CB (167 NFL games)


1975-86 – Denver
 Y

Ronnie Yell, CB
 2014-17 – British Columbia (CFL)
 2018 – Toronto (CFL)
 Z
 Blair Zerr, FB
 1992-93 – Calgary
 Leroy Zimmerman, FB (84 NFL games)
 1940-42 – Washington,
 1942, 1943-46 – Philadelphia,
 1943 – Pittsburgh,
 1947 – Detroit,
 1948 – Boston

Active players in boldfaced type

Super Bowl Spartans (Super Bowl winners in bold-faced type)

XII (1/15/78) Louie Wright, Denver Broncos
 XIV (1/20/80) Carl Ekern, Los Angeles Rams
 Cody Jones, Los Angeles Rams
 XV (1/25/81) **Dwayne O'Steen, Oakland Raiders**
 Dick Vermeil, Philadelphia Eagles head coach
 Chuck Clausen, Philadelphia Eagles asst. coach
 XVI (1/24/82) **Bill Walsh, San Francisco 49ers** head coach
 XVII (1/30/83) Kim Bokamper, Miami Dolphins
 Gerald Small, Miami Dolphins
 XIX (1/20/85) **Bill Walsh, San Francisco 49ers head coach**
 Kim Bokamper, Miami Dolphins
 XXI (1/25/87) Gerald Willhite, Denver Broncos
 Louie Wright, Denver Broncos
 XXII (1/31/88) Gerald Willhite, Denver Broncos
 K.C. Clark, Denver Broncos
 XXIII (1/22/89) **Bill Walsh, San Francisco 49ers** head coach
Sam Kennedy, San Francisco 49ers
 XXIV (1/28/90) **Greg Cox, San Francisco 49ers**
 XXV (1/27/91) **Greg Cox, New York Giants**
 XXXII (1/25/98) **David Diaz-Infante, Denver Broncos**
 XXXIII (1/31/99) **David Diaz-Infante, Denver Broncos**
 Steve DeBerg, Atlanta Falcons
 XXXIV (1/30/00) **Dick Vermeil, St. Louis Rams** head coach
Al Saunders, St. Louis Rams assistant coach
James Hodgins, St. Louis Rams
 Lyle West, New York Giants
 XXXV (1/28/01) James Hodgins, St. Louis Rams
 XXXVI (1/27/02) Josh Parry, Philadelphia Eagles
 XXXIX (2/6/05) Gill Byrd, Chicago Bears assistant coach
 XLI (2/4/07) Rashied Davis, Chicago Bears
 XLV (2/6/11) **James Jones, Green Bay Packers**
 XLVIII (2/2/14) Duke Ihenacho, Denver Broncos
 50 (2/7/16) Bené Benwikere, Carolina Panthers
 LVII (2/12/23) Andre Chachere, Philadelphia Eagles



Billy Wilson, WR
 10 NFL seasons
 San Francisco 1951-60

Pro Bowl & All-Pro Selection
 1954, 1955, 1956,
 1957, 1958, 1959

Bay Area Sports Hall of Fame



Louie Wright, CB
 1st round draft pick
 17th selection in 1975
 12 NFL seasons
 Denver 1975-86
 Named to the 1970's
 NFL All-Decade Team
Pro Bowl Selections
 1977, 1978, 1979, 1983, 1985
All-NFL Selections
 1978, 1979, 1983, 1984, 1985
All-AFC Selections
 1977, 1978, 1979,
 1981, 1984, 1985
Denver Broncos Ring of Fame
Spartan Stadium Ring of Honor

Spartan Fact:
San José State is one of seven schools with two alums who coached Super Bowl-winning teams.
 Dayton (Chuck Noll & Jon Gruden) – 5
 San José State (Bill Walsh & Dick Vermeil) – 4
 Arkansas (Jimmy Johnson & Barry Switzer) – 3
 Eastern Illinois (Mike Shanahan & Sean Payton) – 3
 Pacific (Tom Flores & Pete Carroll) – 3
 Miami (O.) (Weeb Ewbank & John Harbaugh) – 2
 BYU (Brian Billick & Andy Reid) – 2



SPARTANS IN THE PROS

San José State football players in the National Football League draft (1940-2020), American Football League draft (1960-66)

Player	Team	Yr./Rnd. (Selection)
Viliami Fehoko	Dalls Cowboys	2023/4th round (129)
Josh Oliver, TE	Jacksonville Jaguars	2019/3rd round (69)
Jermaine Kelly, CB	Houston Texans	2018/7th round (222)
Tyler Ervin, RB	Houston Texans	2016/4th round (119)
Wes Schweitzer, OT	Atlanta Falcons	2016/6th round (195)
Akeem King, S	Atlanta Falcons	2015/7th round (249)
Bené Benwikere, CB	Carolina Panthers	2014/5th round (148)
David Fales, QB	Chicago Bears	2014/6th round (183)
David Quessenberry, OT	Houston Texans	2013/6th round (176)
Jarron Gilbert, DT	Chicago Bears	2009/3rd round (68)
Christopher Owens, CB	Atlanta Falcons	2009/3rd round (90)
Coye Francies, CB	Cleveland Browns	2009/6th round (191)
Dwight Lowery, CB	New York Jets	2008/4th round (113)
James Jones, WR	Green Bay Packers	2007/3rd round (78)
John Broussard, WR	Jacksonville Jaguars	2007/7th round (229)
Courtney Anderson, TE	Oakland Raiders	2004/7th round (245)
Tim Provost, OT	Miami Dolphins	2003/6th round (206)
Sean Brewer, TE	Cincinnati Bengals	2001/3rd round (66)
David Loverne, OT	New York Jets	1999/3rd round (90)
Lyle West, S	New York Giants	1999/6th round (189)
Brian Roche, TE	San Diego Chargers	1996/3rd round (81)
Sheldon Canley, TB	San Francisco 49ers	1991/7th round (193)
Johnny Johnson, TB	Phoenix Cardinals	1990/7th round (169)
Tony Jeffery, WR	Kansas City Chiefs	1990/12th round (318)
Jay Taylor, CB	Phoenix Cardinals	1989/6th round (150)
James Saxon, TB	Kansas City Chiefs	1988/6th round (139)
Mike Perez, QB	New York Giants	1988/7th round (175)
Tony Smith, WR	New York Jets	1985/5th round (134)
Eric Richardson, WR	Buffalo Bills	1984/2nd round (41)
Bobby Johnson, TB	Kansas City Chiefs	1984/11th round (285)
Gill Byrd, CB	San Diego Chargers	1983/1st round (22)
Ken Thomas, S	Kansas City Chiefs	1983/6th round (173)
Brian Hawkins, S	Denver Broncos	1983/9th round (228)
Mervyn Fernandez, WR	Oakland Raiders	1983/10th round (277)
Tim Kearse, WR	San Diego Chargers	1983/11th round (303)
Gerald Willhite, TB	Denver Broncos	1982/1st round (21)
Stacey Bailey, WR	Atlanta Falcons	1982/3rd round (63)
Mark Nichols, WR	Detroit Lions	1981/1st round (16)
Jewerl Thomas, RB	Los Angeles Rams	1980/3rd round (58)
Ed Luther, QB	San Diego Chargers	1980/4th round (101)
Frank Manumaleuga, LB	Kansas City Chiefs	1979/4th round (85)
Gerald Small, CB	Miami Dolphins	1978/4th round (93)
Randy Gill, LB	St. Louis Cardinals	1978/10th round (265)
Wilson Faumuina, DT	Atlanta Falcons	1977/1st round (20)
Rick Kane, TB	Detroit Lions	1977/3rd round (69)
Jim LeJay, WR	St. Louis Cardinals	1977/10th round (270)
Steve DeBerg, QB	Dallas Cowboys	1977/10th round (275)
John Blain, T	New Orleans Saints	1977/11th round (285)
Kim Bokamper, DE	Miami Dolphins	1976/1st round (19)
Carl Ekern, LB	Los Angeles Rams	1976/5th round (128)

Mountain West Fact:
NFL first-round draft
choices by schools:

San Diego State – 9
San José State – 6
Boise State – 5
Colorado State – 5
Fresno State – 5
Utah State – 5
Nevada – 3
Wyoming – 3
New Mexico – 2
Hawai'i – 1
UNLV – 0
Air Force – 0

Spartan Fact:

**The San Francisco 49ers
have drafted the most
San José State players –
11.**

Spartan Fact:

Round selections in NFL drafts

1st round – 6
2nd round – 2
3rd round – 11
4th round – 9
5th round – 9
6th round – 14
7th round – 8
8th round – 1
9th round – 4
10th round – 6



Darryl Jenkins, RB	San Francisco 49ers	1976/17th round (473)
Louie Wright, CB	Denver Broncos	1975/1st round (17)
Dave Wasick, DT	Kansas City Chiefs	1975/6th round (139)
Ike McBee, WR	San Diego Chargers	1975/11th round (284)
Emmanuel Armstrong, LB	Green Bay Packers	1974/13th round (324)
Charles DeJurnett, DL	San Diego Chargers	1974/17th round (418)
Cody Jones, DT	Los Angeles Rams	1973/5th round (129)
Dave Chaney, LB	Kansas City Chiefs	1972/14th round (360)
Eric Dahl, WR	New England Patriots	1972/16th round (400)
John Carlos, WR	Philadelphia Eagles	1970/15th round (371)
Walt Shockley, FB	St. Louis Cardinals	1969/5th round (108)
Steve Alexakos, OG	New England Patriots	1969/9th round (209)
Mike Spitzer, DE	Detroit Lions	1968/6th round (148)
Danny Holman, QB	Pittsburgh Steelers	1968/8th round (201)
Roy Hall, OT	Atlanta Falcons	1968/16th round (410)
Walt Blackledge, WR	Baltimore Colts	1968/16th round (432)
Tommie Smith, WR	Los Angeles Rams	1967/9th round (226)
Eric Watts, CB	Detroit Lions	1967/12th round (297)
Martin Baccaglio, T	San Diego Chargers	1967/15th round (355)
Fred Heron, DE	Green Bay Packers	1966/3rd round (45)
Mel Tom, DE	Philadelphia Eagles	1966/6th round (89)
S.T. Saffold, WR	Oakland Raiders (AFL)	1966/9th round (RS)
Charlie Harraway, FB	San Francisco 49ers	1966/15th round (222)
John Travis, FB	San Diego Chargers (AFL)	1966/9th round future
Dave Johnson, HB	Cleveland Browns	1966/18th round (273)
Bob Bonds, HB	San Diego Chargers (AFL)	1966/18th round (162)
Brent Berry, OT	Baltimore Colts	1965/4th round (56)
Jim Cadile, OL	St. Louis Cardinals	1965/5th round (68)
Mack Burton, WR	Kansas City Chiefs (AFL)	1965/13th round
John Sutro, OL	Los Angeles Rams	1965/13th round (177)
Oscar Donahue, WR	Oakland Raiders (AFL)	1965/10th round (RS)
Leon Donohue, G	Chicago Bears	1962/4th round (49)
Clair Appledoom, E	Oakland Raiders (AFL)	1962/22nd round (169)
Mike Jones, QB	Chicago Bears	1962/5th round (57)
Ray Norton, HB	San Diego Chargers (AFL)	1962/4th round (32)
Ken McNeece, OL	Green Bay Packers	1962/6th round (79)
Dan Colchico, E	Oakland Raiders (AFL)	1962/20th round (153)
Art Powell, E	Green Bay Packers	1962/6th round (84)
Hal Boutte, E	Oakland Raiders (AFL)	1962/12th round (94)
Bill Atkins, T	San Francisco 49ers	1961/9th round (118)
Bob Reinhart, QB	Oakland Raiders (AFL)	1962/29th round (225)
Jack Adams, T	Oakland Raiders (AFL)	1961/27th round
Clarence Wessman, E	Pittsburgh Steelers	1961/20th round (271)
Jim Hughes, G	Oakland Raiders (AFL)	1960/21st round
Joe Ulm, FB	San Francisco 49ers	1960/4th round (46)
Tom Louderback, G	Denver Broncos (AFL)	1960/1st selections
Matt Vujevich, B	Denver Broncos (AFL)	1960/1st selections
Charlie Allen, T	San Francisco 49ers	1959/7th round (78)
	Philadelphia Eagles	1959/11th round (123)
	Detroit Lions	1958/12th round (145)
	Los Angeles Rams	1958/25th round (296)
	Cleveland Browns	1957/10th round (114)
	Philadelphia Eagles	1956/21st round (246)
	San Francisco 49ers	1956/22nd round (256)
	Cleveland Browns	1956/24th round (289)
	Philadelphia Eagles	1956/30th round (246)
	Washington Redskins	1955/10th round (111)
	New York Giants	1955/24th round (284)
	Los Angeles Rams	1954/5th round (57)

Spartan Fact:

Player selection in a NFL draft

**Top 50 – 11
51-100 – 21
101-150 – 23
151 -200 – 13**

Spartan Fact:

Three times, 1983, 1977 and 1966, five San José State players were selected in a NFL draft.

Spartan Fact:

Player selection by Position in a NFL draft

**End, Wide Receiver – 25
Offensive Line – 22
Running Backs – 21
Defensive Backs – 15
Defensive Line – 10
Quarterbacks – 7
Linebackers – 5
Tight Ends – 4**






SPARTANS IN THE PROS

George Porter, T	Philadelphia Eagles	1953/12th round (142)
Stan Wacholz, E	San Francisco 49ers	1953/18th round (212)
Keith Carpenter, T	San Francisco 49ers	1951/26th round (306)
Harley Dow, T	San Francisco 49ers	1950/11th round (141)
Harry Russell, B	Pittsburgh Steelers	1950/15th round (190)
Billy Wilson, E	San Francisco 49ers	1950/22nd round (283)
Junior Morgan, E	Los Angeles Rams	1950/28th round (363)
Bob Pifferini, C	Detroit Lions	1949/15th round (142)
Frank Minini, FB	Chicago Bears	1947/2nd round (23)
Bob Ward, B	Washington Redskins	1946/18th round (189)
Deward Tornell, T	Washington Redskins	1941/14th round (130)
Morris Buckingham, C	Washington Redskins	1941/15th round (140)
Leroy Zimmerman, B	Washington Redskins	1940/5th round (58)




*Louie Wright, CB
Denver Broncos
1975 - 17th overall
selection*




*Kim Bokamper, DE
Miami Dolphins
1976 - 19th overall
selection*

San José State football players in the National Football League draft (1940-2017) Top-100 selections in a draft

Player	Team	Yr./Selection (Round)
Mark Nichols, WR	Detroit Lions	1981/16 (1st round)
Louie Wright, CB	Denver Broncos	1975/17 (1st round)
Kim Bokamper, DE	Miami Dolphins	1976/19 (1st round)
Wilson Faumuina, DT	Atlanta Falcons	1977/20 (1st round)
Gerald Willhite, TB	Denver Broncos	1982/21 (1st round)
Gill Byrd, CB	San Diego Chargers	1983/22 (1st round)
Frank Minini, FB	Chicago Bears	1947/23 (2nd round)
Eric Richardson, WR	Buffalo Bills	1984/41 (2nd round)
Fred Heron, DE	Green Bay Packers	1966/45 (3rd round)
Ray Norton, HB	San Francisco 49ers	1960/46 (4th round)
Jim Cadile, OG	Chicago Bears	1962/49 (4th round)
Dave Johnson, HB	Baltimore Colts	1965/56 (4th round)
Mack Burton, WR	Chicago Bears	1962/57 (5th round)
Charlie Allen, T	Los Angeles Rams	1954/57 (5th round)
Jewel Thomas, RB	Los Angeles Rams	1980/58 (3rd round)
Leroy Zimmerman, B	Washington Redskins	1940/58 (5th round)
Stacey Bailey, WR	Atlanta Falcons	1982/63 (3rd round)
Sean Brewer, TE	Cincinnati Bengals	2001/66 (3rd round)
Jarron Gilbert, DT	Chicago Bears	2009/68 (3rd round)
Bob Bonds, HB	St. Louis Cardinals	1965/68 (5th round)
Josh Oliver, TE	Jacksonville Jaguars	2019/69 (3rd round)
Rick Kane, TB	Detroit Lions	1977/69 (3rd round)
James Jones, WR	Green Bay Packers	2007/78 (3rd round)
Dan Colchico, E	San Francisco 49ers	1959/78 (7th round)
John Sutro, OL	Green Bay Packers	1962/79 (6th round)
Brian Roche, TE	San Diego Chargers	1996/81 (3rd round)
Oscar Donahue, WR	Green Bay Packers	1962/84 (6th round)
Frank Manumaleuga, LB	Kansas City Chiefs	1979/85 (4th round)
Mel Tom, DE	Philadelphia Eagles	1966/89 (6th round)
Christopher Owens, DB	Atlanta Falcons	2009/90 (3rd round)
David Loverne, OT	New York Jets	1999/90 (3rd round)
Gerald Small, CB	Miami Dolphins	1978/93 (4th round)




*Wilson Faumuina, DT
Atlanta Falcons
1977 - 20th overall
selection*



*Mark Nichols, WR
Detroit Lions
1981 - 16th overall
selection*



*Gerald Willhite, RB
Denver Broncos
1982 - 21st overall
selection*



*Gill Byrd, CB
San Diego Chargers
1983 - 22nd overall
selection*





Marcus Arroyo
2014 – Tampa Bay

Tom Bass
1964-67 – San Diego (AFL),
1968-70 – Cincinnati,
1976-81 – Tampa Bay,
1982-85 – San Diego

Ken Blue
1970 – St. Louis

Bob Bronzan
1958 – Philadelphia

Gill Byrd
2003-05 – St. Louis,
2006-12 – Chicago,
2014-15 – Tampa Bay,
2017 – Buffalo

Jim Cadile
1984 – Denver (USFL)

K.C. Clark
1991-92 – Frankfurt (WLAF)

Chuck Clausen
1976-85 – Philadelphia,
1986-89 – Atlanta

Dan Colchico
1967 – San Francisco

Max Coley
1977 – San Diego,
1978 – Los Angeles

Steve DeBerg
1995-96 – New York Giants,
2004 – Indiana (ARENA),
2004 – Tampa Bay (ARENA)

Ken Delgado
2016-18 – Cleveland

David Diaz-Infante
2013-14 – Arizona,
2016-18 – New York Jets,
2020 – Los Angeles Chargers

Jeff Garcia
2014 – Montreal (CFL),
2015 – St. Louis

Claude Gilbert
1991-92 – Frankfurt (WLAF)

Fred Guidici
1995 – Oakland,
2015 – San José (ARENA)

Terrell Jones
2000-04 – San Francisco,
2005 – Tampa Bay

Tim Kearsse
2001-06 – Saskatchewan (CFL),
2007 – Montreal (CFL),
2010 – Calgary (CFL)

Abdul-Salam Noah
2012 – Arizona (ARENA)

Lou Patrone
2008 – San José (ARENA)

Al Saunders
1982-88 – San Diego,
1989-98 – Kansas City,
1999-2000 – St. Louis,
2001-05 – Kansas City,
2006-07 – Washington,
2008 – St. Louis,
2009-10 – Baltimore (consultant),
2011-14 – Oakland
2016-18 – Cleveland

James Saxon
2000 – Buffalo,
2001-07 – Kansas City,
2008-10 – Miami,
2011-13 – Minnesota,
2014-18 – Pittsburgh,
2019-22 – Arizona
2023 – Memphis (USFL)

Omarr Smith
2009 – Arkansas (ARENA2),
2010-13 – Arizona (ARENA),
2014-15 – San José (ARENA),
2016 – Los Angeles (ARENA)
2017-19 – Baltimore (ARENA)

Scott Swartz
2004 – San Francisco

Dick Vermeil
1969, 71-73 – Los Angeles,
1976-82 – Philadelphia,
1997-99 – St. Louis,
2001-05 – Kansas City

Dick Voris
1954 – Los Angeles,
1961-62 – Green Bay,
1963-67 – San Francisco,
1968-71 – St. Louis,
1972 – Detroit,
1973 – Baltimore


Bill Walsh
1966 – Oakland (AFL),
1968-75 – Cincinnati,
1976 – San Diego,
1979-88 – San Francisco

Jimmy Walsh
1997 – Arizona (ARENA),
1998 – San José (ARENA)

Billy Wilson
1961-62, 64-67, 80 – San Francisco



*David Diaz-Infante
Los Angeles Chargers*



*James Saxon
Arizona Cardinals*



The late Bill Walsh coached the San Francisco 49ers to three Super Bowl victories.



Dick Vermeil coached the 1999 St. Louis Rams to victory in Super Bowl XXXIV.



SJSU SPORTS HALL OF FAME

-A-
 Allen, Johnny – E 1939-41
 Amaral, Bob – E 1950-52
 Aplanalp, Lynn – QB 1951-52
 Argilla, Luke – HB 1935-36

-B-
 Bailey, Stacey – WR 1978-81
 Beck, Harry – FB 1949-50
 Birlem, Keith – QB 1936-38
 Bokamper, Kim – DE 1974-75
 Bronzan, Bob – T 1937-39
 Burton, Mack – HB 1959-61
 Byrd, Gill – CB 1979-82

-C-
 Cadile, Jim – E 1959-61
 Canley, Sheldon – TB 1988-90
 Carmody, Doan – G 1936-39
 Cementina, Al – CB 1948-50
 Chagonjian, Archie – HB 1949-51
 Chaney, Dave – LB 1969-71
 Clarkson, Steve – QB 1979-82
 Cocroft, Sherman – S 1982-83
 Colchico, Dan – E 1957-58
 Collins, Bart – G 1931-34
 Cook, Ken – G 1938-40

-D-
 DeBerg, Steve – QB 1975-76
 DeGroot, Dudley – Head Coach 1932-39
 DeJurnett, Charles – DT 1972-73
 Diaz-Infante, David – OG 1982-86
 Donahue, Oscar – WR 1959-61
 Donohue, Leon – T 1960-61
 Dow, Harley – G 1936-38
 Dubose, Glenn – G 1935-36

-E-
 Ekern, Carl – LB 1972-75
 Elway, Jack – Head Coach 1979-83
 Estes, Fred – HB 1898

-F-
 Faulk, Jack – T 1946-49
 Faumuina, Wilson – DT 1973-76

-G-
 Gallegos, Chon – QB 1959-61
 Gilbert, Claude – Coach 1981-89

-H-
 Hardy, Charles – E 1953-54
 Harraway, Charlie – FB 1963-65
 Hawley, Hal 1925-27
 Heston, Willie – HB 1900
 Hiram, Roy – HB 1953-54
 Holman, Danny – QB 1966-67
 Hooper, Max – OT 1978-81

Hubbard, Bill – HB 1925-27
 Head Coach 1946-49
 Hubbard, Bud – E 1932-34
 Hughes, Chuck – QB 1947-48

-J-
 Jackson, Cass – HB 1961-63
 Johnson, Johnny – FB 1960-62
 Jones, Cody – DT 1971-72
 Jones, James, WR 2003-06

-K-
 Kane, Rick – TB 1975-76
 Kearse, Tim – WR 1980-82
 Kimball, Craig – QB 1972-74
 Kimura, Lincoln – Trainer 1950-62

-L-
 Ladouceur, Bob – DB 1975-76
 Laws, Aubrey – FB 1925-28
 Lewis, Bill – FB 1934-37
 Liggins, Guy – WR 1986-87
 Linn, Woody – QB/K 1948-49
 Louderback, Tom – LB 1953-54
 Luther, Ed – QB 1976-79

-M-
 Manoogian, Morris – HB 1937-39
 Manumaleuga, Frank – LB 1977-78
 Marcucci, Lelio – T 1942
 Matthews, Larry – HB 1951-53
 McPherson, Walt – FB 1936-38
 Mendonsa, Gibby – HB 1949-51
 Menges, Gene – QB 1948-50
 Minter, Aubrey – HB 1939-41
 Morgan, Junior – E 1947-49

-N-
 Nedney, Joe – K 1991-94
 Nichols, Mark – WR 1979-80
 Nygren, Bud – E 1940

-O-
 Overhouse, Ray – E 1946-47

-P-
 Peregoy, Carlton – FB 1937-39
 Perez, Mike – QB 1986-87
 Pifferini, Bob – C 1946-47
 Powell, Art – E 1956

-R-
 Regli, Jess 1924-27
 Rishwain, Joe – QB 1938-40
 Roberts, Walt – HB 1961-63
 Robinson, Bert – K 1941, 43, 46
 Rocchi, Gene – HB 1936-38
 Rogers, Darryl – Head Coach 1973-75
 Russell, Harry – HB 1947-49

-S-
 Sarkisian, Jack – QB 1938-40
 Saunders, Al – CB 1966-68
 Shehtanian, Dee – HB 1932-34
 Simoni, Dario – T 1932-34
 Small, Gerald – CB 1974-77
 Steele, Willie – HB 1942
 Stults, Dick – FB 1951-52

-T-
 Teresa, Tony – QB 1954-55
 Terry, George – E 1939-41, 46
 Thomas, Lloyd – E 1936-38
 Titchenal, Bob – C 1937-39

-U-
 Ulm, Joe – FB 1953, 55

-V-
 Vermeil, Dick – QB 1956-57
 Voris, Dick – C 1947-48

-W-
 Wacholz, Stan – E 1950-52
 Walsh, Bill – E 1953-54
 Wasick, Dave – DT 1972-74
 Whitaker, Deoncé – RB 1998-2001
 Wiedenhofer, Hans – G 1941-42, 46
 Willhite, Gerald – TB 1980-81
 Wilson, Billy – E 1948-50
 Womack, Wayne – DT 1972
 Wool, Jack – FB 1929-32
 Wright, Louie – CB 1973-74

-Z-
 Zetterquist, Herm – HB 1937-39
 Zimmerman, Leroy – FB 1938-39

-Teams-
 1939
 1986

-Legends-
 Bronzan, Bob
 Fan, Lawrence
 McPherson, Walt
 Vermeil, Dick
 Walsh, Bill



TEAM CAPTAINS (1899 - 2023)

Ron-Jon Acuna - 1999
Jack Adams - 1955
Ethan Aguayo - 2019
John Aimonetti - 1986
Bob Amaral - 1952
Emmanuel Armstrong - 1973
Maceo Barbosa - 1991
Mike Barnard - 1987
Patrick Battle - 2001
George Beadell - 1977
Bill Benjamin - 1980
John Blain - 1976
John Booker - 2007
Sean Brewer - 2000
Bryson Bridges - 2017, 2018
Beryl Burchfield - 1921
Howard Butler - 1995
Gill Byrd - 1982
Sheldon Canley - 1990
Matt Cantu - 2006
Sal Cardinalli - 1953
Tiny Carlton - 1926
Lester Carpenter - 1936
Matt Castelo - 2007
Archie Chagonjian - 1951
Dave Chaney - 1971
K.C. Clark - 1986
Chris Clarke - 1991
Steve Clarkson - 1982
Heshimu Colar - 1991
Justin Cole - 2009
Ron Collins - 1975
Ken Cook, 1940
Otis Cooper - 1971
Eric Coughran - 1997
Tim Crawley - 2016
Tom Cuffe - 1951
Clarence Cunningham - 2005
Carl Dean - 1996
David Diaz-Infante - 1986
Harley Dow - 1949
Glenn "Pop" DuBose - 1937
Carl Ekern - 1975
Dave Ellis - 1971
Tyler Ervin - 2015
Fred Estes - 1898
David Fales - 2013
Jack Faulk - 1949
Matt Faulkner - 2011
Chris Fe'esago - 2001
Pompey Festejo - 2011
Bob Frasco - 1984
Joe Furlow - 1996
Bailey Gaither - 2020
Jeff Garcia - 1993
Claude Gilbert - 1958
Jarron Gilbert - 2008
Randy Gill - 1977
Frank Ginda - 2017
Dan Godfrey - 1994
Chris Gonzalez - 2017
Vyn Goodmon - 1984
Kinji Green - 2005
Noel Grigsby - 2012, 2013
Cade Hall - 2020, 2021
Bob Hamill - 1941
Jerrell Hardy - 2004
Kyle Harmon - 2021
James Hawkins - 1976

Joséph Hayes - 2003
Ralph Herman - 1923
Steve Hieber - 1990
Chris Hill - 1995
James Hodgins - 1998
Jim Hollinger - 1985
Doug Hooker - 1989
Max Hooper - 1981
Howard Hornbuckle - 1929, 1930
Bud Hubbard - 1932, 1933
Carl Ihenacho - 2009
Duke Ihenacho - 2011
Clay Jackson - 1974
Kenny Jackson - 1987
Tony Jackson - 1970
Tre Jenkins - 2021
Richard Johnson - 1988
Travis Johnson - 2012
Damaja Jones - 2006
Gerald Jones - 2003
Ryan Jones - 2013
Travis Jones - 2009
Charlie Kaahue - 1956
Nicholas Kaspar - 2013
Chris Kasteler - 1999
Jermaine Kelly - 2017
Barry Kidney - 1987
Craig Kimball - 1974
Chip Kimmich - 2002
Dale Knott - 1973
Paul Kolesnikow - 1976
Jeremiah Kolone - 2017
Troy Kowalski - 2019
Fred Koloto - 2011
Luke LaHerran - 2002
Sailosi Latu - 2019
Horace Laughlin - 1935
Awbrey Laws - 1927, 1928
Casey Le Blanc - 2000, 2001
Ivan Lippi - 1970
Tom Louderback - 1954
Josh Love - 2019
David Loverne - 1998
Ed Luther - 1979
Ken Lutz - 1988
Louis Marsh - 1922
Derrick Martin - 1979
Lance Martin - 2004
Gil Martinez - 1978
Bob Matheny - 1982
Larry Matthews - 1953
Mike Maurer - 1983
Bruce McAlvain - 1985
Glen McClaran - 1981
Terry McDonald - 1984
Maurice McKnight - 2016, 2017
Sean McNamara - 2004
Walt McPherson - 1938
W.E. Meese - 1900
Gibby Mendonsa - 1951
Dakari Monroe - 2018
George Muraoka - 1989
Brian Nunez - 2005
Dan O'Dell - 1997
Paul Okumu - 2003
Josh Oliver - 2018
Jesse Osuna - 2019
Ryan Otten - 2012
Christopher Owens - 2008

Josh Parry - 2000
Neil Parry - 2000, 2003
Billy Parton - 1948
Justin Paysinger - 2008
Charles Pauley - 2002
Patrick Perry - 2009
David Peterson - 2014
Mike Perez - 1987
Philip Perry - 2003
Jeff Petkevicius - 1983
Bob Pifferini - 1947
George Porter - 1952
Kenny Potter - 2016
Waylon Prather - 2007
Ron Proffitt - 1975
Tim Provost - 2002
Jimmy Pruitt - 2015
Eric Quarles - 1996
David Quessenberry - 2012
Travis Raciti - 2013, 2014
Rick Rasnick - 1980
James Richburg - 1977
Scott Rislov - 2003
Rayford Roberson - 1978
Boogie Roberts - 2018
Dale Rogers - 2004
Wes Schweitzer - 2015
Ed Siegwart - 1978
Dario "Si" Simoni - 1934
Jim Singleton - 1993
Rufus Skillern - 2005
Keith Smith - 2013
Jack Snyder - 2021
Ezekiel Staples - 2005
Nick Starkel - 2020
Scott Swall - 1988
Christian Tago - 2015, 2016
Jay Taylor - 1988
George Terry - 1946
Larry Thompson - 2001
Adam Tافرalis - 2007
Paul Thompson - 1924, 1925
Bob Titchenal - 1939
Nick Trammer - 1992
LaMons Walker - 2003
Patrick Walsh - 1994
Anthony Washington - 1992
Tre Webb - 2020
Ed Wenberg - 1940
Lyle West - 1998
Deonce Whitaker - 2001
Wayne Woodard - 1986
Tuati Wooden - 2003
Jack Wool - 1931
Wilbur Wool - 1942
Jeff Wucinich - 1999



SPARTAN STADIUM RING OF HONOR



Louie Wright (left) was the first Spartan chosen in the first round of a NFL draft.



Star quarterback Jeff Garcia (left) joined the Ring of Honor in 2001.



Bill Walsh (right) won post-season games at the college level and in the NFL.



Gerald Willhite (right) was one of the nation's best all-purpose tailbacks in the 1980s.




Steve DeBerg (right) was a NFL quarterback for 17 seasons.



Dick Vermeil coached the Philadelphia Eagles and the St. Louis Rams to the Super Bowl.



Bob Bronzan is the only known coach to have coached two Super Bowl-winning coaches – Bill Walsh and Dick Vermeil.



Jack Elway was the first coach to lead the Spartans to wins over Stanford and California in the same season.



John Ralston is a member of the College Football Hall of Fame.



Claude Gilbert (left) is the only football player to earn a varsity letter, and serve San José State as team captain, assistant coach and head coach.

Honorees

Bob Bronzan (1937-39 player, 1946-49 asst. coach, 1950-56 head coach, 1961-71 athletics director)

Dave Chaney, LB (1969-71)

Steve DeBerg, QB (1975-76)

Coach Jack Elway (1979-83)

Jeff Garcia, QB (1991-93)

Claude Gilbert (1957-58 player, 1958 team captain, 1981-83 asst. coach, 1984-89 head coach)

Coach John Ralston (1993-96)

Dick Vermeil, QB (1956-57)

Bill Walsh, E (1952-53)

Pop Warner
1939-40 advisory coach

Gerald Willhite, TB (1980-81)

Louie Wright, CB (1974-75)



ALL-CENTURY TEAM

San Jose State University Football All-Century Team
Published by the San Jose Mercury News on October 11, 1995

Offense


WR – Art Powell (1956)
OL – John Aimonetti (1982-86)
OL – David Diaz-Infante (1982-86)
OL – Jim Cadile (1959-61)
OL – Leon Donohue (1958-61)
OL – Max Hooper (1978-81)
TE – Billy Wilson (1948-50)
QB – Mike Perez (1986-87)
RB – Gerald Willhite (1980-81)
RB – Sheldon Canley (1988-90)
WR – Stacey Bailey (1978-81)

Defense


DL – Cody Jones (1972-74)
DL – Wilson Faumuina (1973-76)
DL – Charles DeJurnett (1972-73)
DL – Dan Colchico (1957-59)
LB – Kim Bokamper (1974-75)
LB – Dave Chaney (1969-71)
LB – Carl Ekern (1972-75)
DB – Louie Wright (1973-74)
DB – Gill Byrd (1979-82)
DB – Gerald Small (1974-77)
DB – Archie Chagonjian (1949-51)




Sheldon Canley



Joe Nedney



Gerald Small



Carl Ekern

Kickers

PK – Joe Nedney (1991-94)
P – Leroy Zimmerman (1937-39)

San Jose Mercury News

John Aimonetti, OL (82-86)	Kevin Evans, WR (88-89)	Lafo Malauulu, WR (85-86)
Lynn Aplanalp, QB (51-52)	Wilson Faumuina, DL (73-76)	Frank Manumaleuna, LB (77-78)
Stacey Bailey, WR (78-81)	Mervyn Fernandez, WR (1981)	Lyneil Mayo, OLB (89-90)
Harry Beck, FB (49-50)	Chon Gallegos, QB (60-61)	Gene Menges, QB (48-50)
Keith Birlern, QB (36-38)	Jeff Garcia, QB (91-93)	Joe Nedney, PK (91-94)
John Blain, OL (73-75)	Charles Hardy, E (53-54)	Mark Nichols, WR (79-80)
Kim Bokamper, LB (74-75)	John Hamber, OL (52-53)	Sergio Olivarez, PK (86-87)
Bob Bronzan, T (37-39)	Charley Harraway, FB (63-65)	Yepi Pauu, LB (86-87)
Mack Burton, E (59-61)	Willie Heston, HB (1898-1900)	Mike Perez, QB (86-87)
Gill Byrd, CB (79-82)	Danny Holman, QB (66-67)	Bob Pifferini, C/LB (46-48)
Jim Cadile, E/T (59-61)	Max Hooper, OL (78-81)	Art Powell, E (1956)
Sheldon Canley, RB (88-90)	Bill Hubbard, E (25-28)	Rick Rasnick, C (79-80)
Archie Chagonjian, HB (49-51)	Bud Hubbard, HB (30-33)	Jess Regli, FB (24-27)
Dave Chaney, LB (69-71)	Kenny Jackson, RB (86-87)	Eric Richardson, WR (82-83)
K.C. Clark, DB (83-86)	Johnny Johnson, Sr., FB (61-62)	James Saxon, FB (86-87)
Steve Clarkson, QB (79-82)	Johnny Johnson, Jr., RB (87-89)	Gerald Small, DB (74-77)
Sherman Cocroft, S (82-83)	Cody Jones, DL (71-72)	Dick Stults, FB (51-52)
Dan Colchico, E/T (57-59)	Charley Kaahuie, OL (53-56)	Tony Teresa, QB (54-55)
Ken Cook, OG/K (38-40)	Rick Kane, RB (75-76)	Ken Thomas, DB (79-82)
Greg Cox, DB (86-87)	Tim Kearse, WR (80-82)	Lloyd Thomas, E (36-38)
Steve Cox, WR (65-66)	Barry Kidney, LB (86-87)	Bob Titchenal, OL (37-39)
Steve DeBerg, QB (75-76)	Craig Kimball, QB (72-74)	Mel Tom, DL (65-66)
Charles DeJurnett, DL (72-73)	Guy Liggins, WR (86-87)	Joe Ulm, FB (53-55)
David Diaz-Infante, OG (82-86)	Tom Louderback, G/LB (53-54)	Anthony Washington, S (1990-92)
Oscar Donahue, E (59-61)	Ed Luther, QB (76-79)	Dave Wasick, DL (72-74)
Leon Donohue, E/T (58-61)	Ike McBee, WR (72-74)	Gerald Willhite, HB (80-81)
Harley Dow, G (47-49)	Steve McEnroe, DT (81-82)	Billy Wilson, E (48-50)
Carl Ekern, LB, (72-75)	Walt McPherson, FB (36-38)	Louie Wright, DB (73-74)
		Leroy Zimmerman, FB (1937-39)

Selection Committee: Bob Bronzan, Dave Ellis, Chon Gallegos, Dan Hruby, Guy Liggins, Dr. Pete Zidnak



ACADEMIC AWARD WINNERS

National Football Foundation Awards



Tim Crawley (far right, seated) was one of 12 finalists for the 2016 William V. Campbell Trophy awarded to college football's Scholar-Athlete of the Year.



San Jose State University wide receiver became the school's first National Football Foundation Scholar-Athlete in 2016.



Linebacker Mark Amann was one of two Spartans named to the Hampshire Honor Society in 2017.



Tim Crawley was named to the National Football Foundation's Hampshire Honor Society in 2017.

Hampshire Honor Society

2020

Brett Foley, TE Chandler Hawkins, DB
Josh Love, QB Deano Motes, OL
DeJon Packer, RB

2019

Michael Carrillo, QB Bryce Crawford, PK
Harrison Hoffman, LS

2018

Nate Velichko, OL

2017

Mark Amann, LB Tim Crawley, WR

2015

Wes Schweitzer, OL

2014

Vince Buhagiar, LB

2013

Nicholas Kaspar, OG Jon Meyer, OT

2012


Travis Johnson, DE

Arthur Ashe, Jr., Sports Scholars Awards

- | | |
|---|----------------------|
| 2022 - Andrew Jenkins, DB | Malik Welch, CB |
| Alii Matau, LB | Tre Smith, DL |
| 2021 - Jalend Dinwiddie, LB | Andrew Jenkins, DB |
| Tre Jenkins, S | |
| 2020 - Jalend Dinwiddie, LB | Andrew Jenkins, DB |
| 2019 - Jalend Dinwiddie, LB | Chandler Hawkins, DB |
| Andrew Jenkins, DB | |
| 2018 - Michael Carrillo, QB | |
| 2017 - Tim Crawley, WR - Male National Finalist | |
| Tim Crawley, Top Football Scholar Athlete | |
| Chris Gonzalez, OG | Chandler Hawkins, DB |
| Alex Manigo, LB | Josh Oliver, TE |
| 2016 - Tim Crawley, WR - Male National Semifinalist | |
| Chris Gonzalez, OG | Alex Manigo, LB |
| 2015 - Tim Crawley, WR | |
| 2013 - Peter Tuitupou, TE | |
| 2002 - Tuati Wooden, WR | |

Academic All-America selections

- 1967 - Al Saunders, DB, honorable mention
- 1967 - Danny Anderson, DB, honorable mention
- 1975 - Tim Toews, OG, first team
- 1981 - Steve Clarkson, QB, second team
- 1982 - Steve Clarkson, QB, honorable mention
- 2004 - Kinji Green, DT, Academic All-District VIII team
- 2005 - Kinji Green, DT, Academic All-District VIII team
- 2012 - Travis Johnson, DL, second team
- 2015 - Tim Crawley, WR, Academic All-District VIII team
- 2016 - Tim Crawley, WR, Academic All-District VIII team
- 2017 - Frank Ginda, LB, Academic All-District VIII team



Tim Toews



ACADEMIC AWARD WINNERS

Academic all-conference selections (1987-1996 – Big West Conference - Top male student-athlete)

1987 - Wayne Woodard, DT

1991 - Paul Franklin, CB

1994 - John Cotti, OT

1996 - Carl Dean, QB

(1996-2012 – Western Athletic Conference)

1996
Carl Dean, QB
Joe Furlow, PK

Zack Rance, S
Scott Rislov, QB
Ezekiel Staples, LB

Chris Reese, LB

Liam Smith, DE
Braden Storaasli, LB
Matt Wigley, LS

2011

Vince Buhagiar, LB
Matt Faulkner, QB
Pompey Festejo, LB
Pablo Garcia, DT
Josh Harrison, WR
Travis Johnson, DE
Nicholas Kaspar, OG
Mohamed Marah, DE
Travis Raciti, DT
Robbie Reed, C
Ben Thompson, RB
Peter Tuitupou, TE
Ben Zorn, LS

1997
James Ditch, DE
Josh Parry, LB
Jason Santos, OG

2004
Jeff Carr, PK
Kinji Green, DT
Ezekiel Staples, LB
John Booker, OG
James T. Callier, FB
Matt Castelo, LB

2007
Austin Carter, CB
Dante Collins, RB
Myles Eden, QB
David Giesen, OG
Aaron Gilbert, DT
Carl Ihenacho, DE
Travis Jones, LB
Mohamed Marah, RB
Nick Marchini, TE
Devin Newsome, CB
Liam Smith, DE
Braden Storaasli, LB
Terrance Williams, WR
Justin Willis, DT

2009
Eric Bucholz, LB
Tyler Cope, PK
Carl Ihenacho, DE
Travis Johnson, DE
Travis Jones, LB
Fred Koloto, OT
Manu Ngatikaura, S
James Orth, S
Ryan Otten, TE
Patrick Perry, RB
Ray Rodriguez, DT/TE
Liam Smith, DE
Braden Storaasli, LB

2012

Vince Buhagiar, LB
David Catalano, DL
Jeff Grattan, OG
Reuben Hasani, C
Travis Johnson, DL
Nicholas Kaspar, OG
Akeem King, S
Jon Meyer, OT
Travis Raciti, DL
Wes Schweitzer, OT
Peter Tuitupou, TE

1999
Josh Parry, LB
Tim Provost, OT

2005
David Giesen, OG
Bobby Godinez, S
Kinji Green, DT
Ezekiel Staples, LB
Chris Reese, LB
Jared Strubeck, PK

2008
Eric Bucholz, LB
Austin Carter, CB
Myles Eden, QB
Pablo Garcia, DT
Aaron Gilbert, DT
Ralph Johnson, CB
Travis Jones, LB
Mohamed Marah, DE
Justin Paysinger, C

2010
Vince Buhagiar, LB
Matt Faulkner, QB
Pablo Garcia, DT
Travis Johnson, DE
Nicholas Kaspar, OG
Jacob Orth, OG
Keith Smith, LB

2000
Josh Parry, LB
Tuati Wooden, WR

2001
Tuati Wooden, WR

2002
Kinji Green, DT
Scott Rislov, QB

2006
Jason Cain, TE
Dante Collins, RB
David Giesen, OG
Aaron Gilbert, DT
Grant Izokovic, LS
Travis Jones, LB
Nick Marchini, TE

2003
Jeff Carr, PK
Kinji Green, DT

(2013-Present – Mountain West All-Academic Team)

2013
Keith Bendixen, OL
Osirius Burke, RB
Tim Crawley, RB
Nate Falor, DL
Dasheon Frierson, DB
Arthur Gilbreath, S
Reuben Hasani, C
Nicholas Kaspar, OG
Akeem King, S
Sean Linton, CB
Jon Meyer, OT
David Peterson, C
Travis Raciti, DL
Evan Sarver, OT
Wes Schweitzer, OT
Shane Smith, RB

Andrew Vollert, TE

2015
Mark Amann, LB
Tim Crawley, WR
Loni Fa, DT
Frank Ginda, LB
Chris Gonzalez, OG
Chandler Hawkins, DB
Jeremy Kelly, S
Jarrod Lawson, RB
Alex Manigo, LB
Josh Oliver, TE
Malike Roberson, RB
Evan Sarver, OT
Wes Schweitzer, OT
Shane Smith, RB
Nate Velichko, OT

Jessie Osuna, LB
Malike Roberson, RB
Evan Sarver, OT
Nate Velichko, OT
James Workman, LS

Michael Harris, III, RB
Harrison Hoffman, LS
Austin Liles, WR
Josh Love, QB
Brendan Manigo, RB
Deano Motes, OT
Josh Oliver, TE
Isaiah Ossai, LB
Jesse Osuna, LB
Brian Papazian, P
Tysyn Parker, LB
Trevor Robbins, OL
Boogie Roberts, DL
Jamal Scott, LB
Jackson Snyder, OT
Terrell Townsend, DT
Duane Tuitasi, DL
Christian Webb, LB
Tre White, CB
Lionell Wiggins, LB

Brendan Manigo, RB
Matt Mercurio, PK
Deano Motes, OT
Jesse Osuna, LB
Tysyn Parker, LB
Jackson Snyder, OT
Terrell Townsend, DT
Christian Webb, LB
Tre White, CB
Chris Wood, P

2014
Daniel Bradbury, WR
Vince Buhagiar, LB
Osirius Burke, RB
David Catalano, OT
Tim Crawley, WR
Dasheon Frierson, CB
Chris Gonzalez, OL
Forrest Hightower, S
Akeem King, S
Evan Sarver, OT
Wes Schweitzer, OL
Shane Smith, RB
Jordan Thiel, TE
Sam Tomlitz, TE
Nate Velichko, OL

2016
Mark Amann, LB
Dominic Barnes, CB
Trevon Bierria, S
Bryce Crawford, PK
Tim Crawley, WR
Noah Failauga, LB
Brett Foley, DE
Frank Ginda, LB
Chris Gonzalez, OG
Chandler Hawkins, S
Josh Love, QB
Alex Manigo, LB
Josh Oliver, TE
William Ossai, LB

2017
Jackson Burrill, LB
Bryce Crawford, PK
Frank Ginda, LB
Chris Gonzalez, OG
Chandler Hawkins, S
Harrison Hoffman, LS
Sailosi Latu, DL
Josh Love, QB
Alii Matau, LB
Josh Oliver, TE
William Ossai, LB
DeJon Packer, RB
Tysyn Parker, LB
Jamal Scott, LB
Jackson Snyder, OT
Nate Velichko, OL

2019
Jackson Burrill, LB
Derrick Deese, Jr., TE
Jalend Dinwiddie, S
Brett Foley, TE
Alex Galland, P
Andrew Gonnevill, LS
Cade Hall, DL
Isaiah Hamilton, WR
Andrew Jenkins, DB
Tre Jenkins, S
Austin Liles, WR
Josh Love, QB

2020
Lamar Barrett, OL
Travis Benham, P
Jackson Burrill, TE
Jackson Canaan, TE
Andre Crump Jr., WR
Derrick Deese Jr., TE
Matt Der Torossian, QB
Jalen Dinwiddie, S
Elijah Fischer, P
Josh Gomez, DL
Andrew Gonnevill, LS
Cade Hall, DL
Isaiah Hamilton, WR
Tre Jenkins, S
Andrew Jenkins, DB
Rahyme Johnson, LB
Jay Kakiva, DL
Chance La Chapelle, WR
Dion Leonard, LB
Anthony Madrigal, LB
Brendan Manigo, RB
Alii Matau, LB

2018
E.J. Ane, DL
Jackson Burrill, LB
Michael Carrillo, QB
Jake Colman, OL
Bryce Crawford, PK
Jalend Dinwiddie, S
Brett Foley, TE
Cade Hall, DL
Kyle Harmon, LB



(2013-Present – Mountain West All-Academic Team)

Matt Mercurio, PK
Sam Olson, TE
Tyler Ostrom, OL
Tysyn Parker, LB
Kenyon Reed, CB
Trevor Robbins, OL
Davis Salom, LS
Justin Scrempo, OL
Jake Simmons, QB
Jamar Simpson, WR
Jack Snyder, OT
Nick Starkel, QB
Beaux Tagaloa, DL
Christian Webb, LB
John Weiss, OL
Malik Welch, CB
Tre White, S
Chris Wood, K/P
Natano Woods, QB

2021

Andrew Gonneville, LS
Lando Grey, DL
Cade Hall, DL
Isaiah Hamilton, WR
Andrew Jenkins, DB
Tre Jenkins, S
Jay Kakiva, DL
Dion Leonard, LB
Brendan Manigo, RB
Alii Matau, LB
Matt Mercurio, PK
Tyler Ostrom, OL
Tysyn Parker, LB
Kenyon Reed, CB
Trevor Robbins, OL
Taren Schive, PK
Nehemiah Shelton, CB
Tre Smith, DL
Jack Snyder, OT
Christian Webb, LB
John Weiss, OL
Malik Welch, CB
Tre White, S

2022

Branden Alvarez, WR
Jalen Apalit-Williams, DB
Jackson Canaan, TE
Fernando Carmona, OL
Kai Davidson, OL
Andrew Gonneville, LS
Andrew Jenkins, S
Tre Jenkins, S
Jay Kakiva, DL
Noah Lavulo, DL
Skylar Loving-Black, TE
Alii Matau, LB
Dominick Mazotti, TE
Sam Olson, TE
Tyler Ostrom, OL
Marcel Sanders, DL
Taren Schive, PK
Alex Weir, P
Tre White, DB

2023

Branden Alvarez, WR
Jalen Apalit-Williams, DB
Fernando Carmona, OL
Quali Conley, RB
Kai Davidson, OL
Andrew Gonneville, LS
Kyler Halvorsen, K
Joseph Harbert, OL
Tre Jenkins, S
Andrew Jenkins, S
Taniela Latu, LB
Nate Lewis, TE
Skylar Loving-Black, TE
Dominick Mazotti, TE
John Norwood, DL
Sam Olson, TE
Taren Schive, PK
Tre Smith, DL
Justin Stearns, DL
Jake Steele, OL



GAMES PLAYED

Career:
59, Tre Jenkins (2018-24)
59, Jaime Navarro (2018-24)

RUSHING

MOST ATTEMPTS

Game:
43 (286 yards), by Nathan DuPree at UNLV, (10-31-92),
43 (253 yards), by Sheldon Canley at UNLV, (9-22-90).

Season:
296 (1,248 yards), by Sheldon Canley (1990).

Career:
602 (3,515 yards), by Deoncé Whitaker (1998-01).

AVERAGE ATTEMPTS PER GAME

Season:
26.9 (296 in 11 games), by Sheldon Canley (1990).

Career:
24.1 (530 in 22 games), by Gerald Willhite (1980-81).

MOST RUSHING YARDS GAINED

Game:
300 (42 attempts), by Tyler Ervin vs. Fresno State, (9-26-15).

Game, Freshman:
187 (28 attempts), by Jarrod Lawson at UNLV, (11-02-13).

Game, Opponent:
300 (23 attempts), by LaDainian Tomlinson, TCU, (10-9-99).

Bowl Game:
164 (23 attempts), by Sheldon Canley vs. Central Michigan (California Raisin Bowl - 12-8-90).

Season:
1,601 (294 attempts), by Tyler Ervin (2015).

Season, Freshman:
788 (164 attempts), by Jarrod Lawson (2013).

Career:
3,515 (602 attempts), by Deoncé Whitaker (1998-99-00-01).

MOST RUSHING YARDS BY A QUARTERBACK

Game:
117 (8 attempts), by Doug Allen at Fresno State, (10-12-85).

Season:
415 (114 attempts), by Kenny Potter (2015).

Career:
737 (250 attempts), by Kenny Potter, (2015-16).

MOST GAMES GAINING 100 YARDS RUSHING

Season:
8, by Deoncé Whitaker (2000).

Career:
15, by Deoncé Whitaker (1998-99-2000-01).

MOST CONSECUTIVE GAMES GAINING 100 YARDS RUSHING

Season:
5, by Deoncé Whitaker (Oct. 14, Oct. 21, Oct. 28, Nov. 4, Nov. 18, 2000).

MOST GAMES GAINING 200 YARDS RUSHING

Season:
3, by Deoncé Whitaker (2000).

Career:
4, by Deoncé Whitaker (1998-99-2000-01).

MOST CONSECUTIVE GAMES GAINING 200 YARDS RUSHING

2, by Kevin Cole (Nov. 18, Dec. 2, 1978).

AVERAGE YARDS GAINED PER GAME

Season:
157.7 (1,577 yards in 10 games), by Deoncé Whitaker (2000).

Career:
107.5 (2,364 yards in 22 games), by Gerald Willhite (1980-81).

AVERAGE YARDS PER ATTEMPT

Game: (Minimum of 10 attempts)
19.6 (196 yards on 10 attempts), by Lamar Ferguson vs. Tulsa, (10-27-01).

(Minimum of 20 attempts)
12.1 (254 yards on 21 attempts), by Deoncé Whitaker at Stanford, (9-9-00).

(Minimum of 30 attempts)
8.2 (278 yards on 34 attempts), by Deoncé Whitaker at Hawai'i, (10-28-00).

Season: (Minimum of 80 attempts),
7.24 (688 yards on 89 attempts), by Harry Russell (1949).

(Minimum of 100 attempts)
7.02 (1,194 yards on 170 attempts), by Kairee Robinson (2023).

(Minimum of 200 attempts)
7.04 (1,577 yards on 224 attempts), by Deoncé Whitaker (2000).

Career: (Minimum of 300 attempts)
5.83 (3,515 yards on 602 attempts), by Deoncé Whitaker (1998-99-00-01).

MOST TOUCHDOWNS SCORED BY RUSHING

Game:
4, by Lamar Ferguson, at Illinois (9-21-02),
4, by Jarmar Julien, vs. Tulsa, (10-27-01),
at Nevada, (10-28-00),
4, by Deoncé Whitaker, vs. UTEP, (10-14-00),
vs. Saint Mary's, (9-18-99),
4, by Nathan DuPree, at Pacific, (11-14-92),
4, by Johnny Johnson, Jr.,
at New Mexico State (9-3-88),
4, by Joe Ulm, at Brigham Young, (9-25-53),
4, by Dick Stults, vs. Brigham Young, (11-7-52).

Game, Opponent:
7, by Keenan Reynolds, Navy (11-21-13).

Season:
18, by Kairee Robinson (2023).

Career:
33, by Deoncé Whitaker (1998-99-00-01).

MOST GAMES RUSHING FOR A TOUCHDOWN

Season:
11, by Kairee Robinson (2023).

Career:
21, by Deoncé Whitaker (1998-99-2000-01),
21, by Kairee Robinson (2019-23)

MOST CONSECUTIVE GAMES RUSHING FOR A TOUCHDOWN

Season:

10, by Kairee Robinson (2023).

MOST TOUCHDOWNS SCORED RUSHING BY A QUARTERBACK:

Game:
3, by Kenny Potter, vs. Air Force (11-19-16),
3, by Kyle Reed, vs. San Diego State (9-13-08),
3, by Bob Frasco, vs. Southwestern Louisiana (11-26-83).

Game, Opponent:
7, by Keenan Reynolds, Navy (11-21-13).

Season:
9, by Chevan Cordeiro (2022).

Career:
15, by Jeff Garcia (1991-92-93).

RUSHING FOR 1,000 YARDS & 50 RECEPTIONS IN A SEASON

1,219 rushing & 62 receptions by Johnny Johnson, Jr. (1988),
1,135 rushing & 52 receptions by Kenny Jackson (1986),
1,193 rushing & 72 receptions by Gerald Willhite (1981),
1,210 rushing & 55 receptions by Gerald Willhite (1980).

PASSING

MOST ATTEMPTS

Game:
66 (28 completions), by Scott Rislov at Stanford (9-6-03).

Game, Opponent:
75 (44 completions), by Colt Brennan, Hawai'i (10-12-07).

Bowl Game:
62 (43 completions), by Steve Clarkson vs. Toledo, (California Bowl - 12-19-81).

Season:
487 (312 completions), by David Fales (2013).

Career:
1,118 (600 completions), by Ed Luther (1976-77-78-79).

HIGHEST PERCENTAGE OF PASS COMPLETIONS

Game: (Minimum of 15 attempts)
87.5 (14 of 16), by Adam Tafrales vs. Stanford, (9-9-06).

(Minimum of 25 attempts)
88.5 (23 of 26), by Kyle Reed vs. Stanford, (9-20-08).

(Minimum of 35 attempts)
81.8 (36 of 44), by Scott Rislov at Ohio State (10-12-02).

(Minimum of 45 attempts)
82.2 (37 of 45), by David Fales vs. Fresno State (11-29-13).

Game, Opponent:
87.5 (21 of 24), by Riley Nelson, Utah State (10-14-06).

Bowl Game:
76.7 (33 of 43), by David Fales vs. Bowling Green (Military Bowl - 12-27-12).

Season:
72.5 (327 of 451), by David Fales (2012).

Career:
68.1 (639 of 938), by David Fales (2012-13).

COMPLETING 80 PERCENT OR MORE OF ONE'S



INDIVIDUAL RECORDS

PASSES IN A GAME

Season: 3, by Adam Tafralis (2006).
Career: 4 (3 in 2006, 1 in 2007),
by Adam Tafralis (2004-05-06-07).

COMPLETING 60 PERCENT OR MORE OF ONE'S PASSES IN A SEASON

Career: 2 (2012, 2013) by David Fales (2012-13),
2 (2006, 2007), by Adam Tafralis
(2004-05-06-07),
2 (2022, 2023) by Chevan Cordeiro (2022-
23).

MOST PASSES COMPLETED

Game: 42 (56 attempts), by David Fales vs. Navy
(11-22-13).

Game, Opponent: 44 (75 attempts), by Colt Brennan,
Hawai'i (10-12-07).

Bowl Game: 43 (62 attempts), by Steve Clarkson
vs. Toledo (California Bowl - 12-19-81).

Season: 327 (451 attempts), by David Fales (2012).

Career: 639 (938 attempts), by David Fales (2012-13).

MOST PASSES COMPLETED CONSECUTIVELY

Game: 15 (first 15 attempts of the game), by Kyle Reed vs.
Stanford, (9-20-08).

MOST YARDS GAINED PASSING

Game: 547 (37 of 45), by David Fales vs. Fresno State
(11-29-13).

Game, Opponent: 560 (32 of 44), by Bryant Moniz, Hawai'i
(11-20-10).

Bowl Game: 467 (43 of 62), by Steve Clarkson
vs. Toledo (California Bowl, 12-19-81).

Season: 4,193 (327 of 451), by David Fales (2012).

Career: 8,382 (639 of 938) by David Fales (2012-13)

MOST GAMES PASSING FOR 300 or MORE YARDS

Season: 9, by David Fales (2013).

Career: 16, by David Fales (2012-13).

MOST GAMES PASSING FOR 400 or MORE YARDS

Season: 5, by Josh Love (2019),
5, by David Fales (2013).

Career: 6, by David Fales (2012-13).

MOST CONSECUTIVE GAMES PASSING FOR 400 or MORE YARDS

2, by Josh Love (Oct. 4 & Oct. 12, 2019),
2, by David Fales (Oct. 12 & Oct. 26, 2013),
2, by David Fales (Nov. 22 & Nov. 29, 2013).

MOST PASSING TOUCHDOWNS

Game: 7, by Scott Rislov at UTEP (11-8-03).

Game, Opponent: 5, by Jordan Love, Utah State, (11-10-18),
5, by Ryan Dinwiddie, Boise State (10-24-03),
5, by Luke McCown, Louisiana Tech (10-6-01).

Bowl Game: 3, by Adam Tafralis vs. New Mexico (New Mexico
Bowl - 12-23-06),
3, by Mike Perez vs. Miami (Ohio) (California Bowl
- 12-13-86),
3, by Steve Clarkson vs. Toledo (California Raisin
Bowl - 12-19-81),
3, by Chevan Cordeiro vs. Eastern Michigan
(Famous Idaho Potato Bowl - 12-20-23).

Season: 33, by David Fales (2013),
33, by David Fales (2012).

Career: 66, by David Fales (2012-13).

LONGEST PASSING TOUCHDOWN

95 yards, by Matt Veatch to Byron Jackson at
Minnesota, (9-14-91).

LONGEST PASSING TOUCHDOWN BY A NON-QUARTERBACK

84 yards, by wide receiver Tim Kearse to Tony
Smith at Stanford, (9-18-82).

MOST INTERCEPTIONS THROWN

Game: 6, by Ivan Lippi vs. Fresno State, (11-21-70),
6, by Pat Casey vs. New Mexico, (11-1-69),
6, by Ken Berry at Fresno State, (11-20-65).

Bowl Game: 5, by Steve Clarkson vs. Toledo,
(California Bowl - 12-19-81).

Season: 24, by Steve Clarkson (1981),
24, by Ed Luther (1978),
24, by Craig Kimball (1972).

Career: 57, by Craig Kimball (1972-73-74).

FEWEST INTERCEPTIONS THROWN

Season: (Minimum of 100 attempts)
1 (1 in 124 attempts), by Bob Frasco (1983).
(Minimum of 400 attempts)

5 (5 in 437 attempts), by Scott Rislov (2003).

Career: (Minimum of 500 attempts)
10 (10 in 789 attempts), by Chevan Cordeiro (2022-
23).
(Minimum of 750 attempts)

10 (10 in 789 attempts), by Chevan Cordeiro (2022-
23).

PASSING EFFICIENCY

Game: (Minimum of 15 attempts)
298.02, by Marcus Arroyo vs. Nevada (11-10-01).

Bowl Game: (Minimum of 15 attempts)
213.63, by Adam Tafralis vs. New Mexico (New
Mexico Bowl - 12-23-06).

Season: (Minimum of 15 attempts per
game played)
170.76, by David Fales (2012).

Career: (Minimum of 300 passing attempts)
161.7, by David Fales (2012-13).

TOTAL OFFENSE

MOST PLAYS

Game: 67 (1 rushing, 66 passing) by Scott Rislov at
Stanford, (9-6-03).

Bowl Game: 68 (6 rushing, 62 passing), by Steve Clarkson vs.
Toledo, (California Bowl - 12-19-81).

Season: 566 (138 rushing, 1 receiving, 427 passing), by
Chevan Cordeiro (2022).

Career: 1,405 (518 rushing, 887 passing), by Jeff Garcia
(1991-92-93).

MOST YARDS GAINED

Game: 580 (33 rushing, 547 passing), by David Fales vs.
Fresno State, (11-29-13).

Game, Opponent: 546 (-14 rushing, 560 passing), by Bryant Moniz,
Hawai'i, (11-2-10).

Bowl Game: 464 (minus-3 rushing, 467 passing), by Steve
Clarkson vs. Toledo, (California Bowl - 12-19-81).

Season: 4,196 (7 rushing, 4,189 passing),
by David Fales (2013).

Career: 8,250 (minus-132 rushing, 8,382 passing),
by David Fales (2012-13).

AVERAGE YARDS PER GAME

Season: 349.7 (4,196 yards in 12 games), by David Fales
(2013).

Career: 330.0 (8,250 yards in 25 games), by David Fales
(2012-13).

AVERAGE YARDS GAINED PER PLAY

Game: (Minimum of 20 plays)
19.6 (333 yards on 21 plays), by Dale Rogers vs.
Rice, (10-2-04).

Season: (Minimum of 1,000 yards)
8.2 (4,054 on 493 plays), by David Fales (2012).

Career: (Minimum of 4,000 yards & 600 plays)
8.1 (8,250 yards on 1,018 plays), by David Fales
(2012-13).

MOST TOUCHDOWNS SCORED AND RESPONSIBLE FOR

Game: 7 (scored 1 and passed for 6), by David Fales, vs.
Fresno State, (11-29-13),
7 (passed for 7), by Scott Rislov at UTEP, (11-8-03).

Season: 35 (scored 2 and passed for 33), by David Fales
(2013).

Career: 68 (scored 12 and passed for 56), by
Steve Clarkson (1979-80-81-82),
68 (scored 2 and passed for 66), by David Fales
(2012-13).



PASS RECEIVING

MOST RECEPTIONS

Game:

- 15 (179 yards), by Tuati Wooden, vs. Tulsa (11-22-03),
- 15 (255 yards), by Steven Pulley, at Stanford (10-2-99),
- 15 (203 yards), by Guy Liggins, vs. Fresno State, (10-4-86).

Game, Opponent:

- 16 (133 yards), by Paul Dombrowski, New Mexico State (11-19-05).

Bowl Game:

- 18 (124 yards), by Gerald Willhite vs. Toledo, (12-19-81).

Season:

- 89 (886 yards) by Noel Grigsby (2011).

Career:

- 248 (3,087 yards) by Chandler Jones (2010-13).

MOST RECEPTIONS BY A TIGHT END

Game:

- 11 (114 yards), by Brian Roche, at San Diego State, (10-21-95).

Season:

- 66 (729 yards), by Brian Roche (1995).

Career:

- 126 (1,760 yards) by Ryan Otten (2009-12).

MOST CONSECUTIVE GAMES WITH A RECEPTION

Career:

- 36 (40 games played), by Noel Grigsby (2010-13).

MOST CONSECUTIVE GAMES WITH 10 or MORE RECEPTIONS

Season:

- 2, Tyler Winston (2013),
- 2, Noel Grigsby (2011),
- 2, Kevin Jurovich (2007).

MOST GAMES WITH 10 or MORE RECEPTIONS

Season:

- 4, Kevin Jurovich (2007).

Career:

- 5, Kevin Jurovich (2006-07-08-09).

MOST SEASONS WITH 50 or MORE RECEPTIONS

- 4, Chandler Jones (54 in 2010, 61 in 2011, 54 in 2012, 79 in 2013).

MOST SEASONS WITH 60 or MORE RECEPTIONS

- 2, Chandler Jones (61 in 2011, 79 in 2013),
- 2, Noel Grigsby (89 in 2011, 82 in 2012),
- 2, Kevin Jurovich (85 in 2007, 60 in 2009),
- 2, Guy Liggins (72 in 1986, 77 in 1987).

MOST YARDS RECEIVING

Game:

- 269 (9 receptions), by Edell Shepherd vs. Nevada, (11-10-01).

Game, Freshman:

- 185 (7 receptions), by Noel Grigsby vs. Utah State, (11-13-10).

Game, Opponent:

- 326 (12 receptions), by Nate Burleson, Nevada, (11-10-01).

Bowl Game:

- 152 (9 receptions), by Mervyn Fernandez vs. Toledo, (California Raisin Bowl, 12-19-81).

Season:

- 1,500 (82 receptions), by Edell Shepherd (2001).

Career:

- 3,121 (237 receptions), by Noel Grigsby (2010-11-12-13).

MOST YARDS RECEIVING BY A TIGHT END

Game:

- 158 (8 receptions), by Josh Oliver vs. Hawai'i, (9-27-18).

Game, Freshman:

- 119 (6 receptions), by Billy Freeman at Colorado State, (10-12-13).

Season:

- 739 (52 receptions), by Ryan Otten (2011).

Career:

- 1,760 (126 receptions), by Ryan Otten (2009-10-11-12).

MOST 100-YARD RECEIVING GAMES

Season:

- 7, by Chandler Jones (2013),
- 7, by Edell Shepherd, (2001).

Career:

- 11, by Noel Grigsby (2010-11-12-13).

MOST CONSECUTIVE 100-YARD RECEIVING GAMES

Season:

- 4, by Tre Walker (2019).

MOST TOUCHDOWNS RECEIVING

Game:

- 3, by Nick Nash, at USC, (8-26-23),
- 3, by Elijah Cooks, at Utah State, (11-19-22),
- 3, by Chandler Jones, vs. Fresno State, (11-29-13), vs. Wyoming, (10-26-13), vs. Minnesota, (9-21-13),

- 3, by Jalal Beauchman, vs. Louisiana Tech, (11-27-10),
- 3, by James Jones, at Washington, (9-2-06),
- 3, by Courtney Anderson, at UTEP, (11-8-03),
- 3, by Edell Shepherd, vs. Nevada, (11-10-01),
- 3, by Oliver Newell, at UNLV, (11-22-97), vs. Hawai'i (11-15-97), vs. Colorado State (10-11-97),

- 3, by Tony Smith at California, (9-29-84),
- 3, by Ken Taylor vs. Santa Clara, (11-16-82),
- 3, by Tim Kearse at Stanford, (9-18-82),
- 3, by Stacey Bailey at Fresno State, (10-3-81),
- 3, by Mervyn Fernandez at Fresno State (10-3-81),
- 3, by Gerald Willhite at California, (9-26-81),
- 3, by Mark Nichols at CS Long Beach, (10-27-79),
- 3, by Rick Parma at Pacific, (11-11-78).

Game, Opponent:

- 3, by Jeb Putzier, Boise State (11-17-01),
- 3, by Ryan Dennard, Arizona State (9-29-01),
- 3, by Alex Van Dyke, Nevada (11-18-95).

Bowl Game:

- 3, by Mervyn Fernandez vs. Toledo, (12-19-81).

Season:

- 15, by Chandler Jones (2013).

Career:

- 29, by Chandler Jones (2010-13).

MOST CONSECUTIVE GAMES WITH A TOUCHDOWN RECEPTION

- 6, by Bailey Gaither (2019).

ALL-PURPOSE YARDS

Game:

- 355 (80 rushing, 201 receiving, 10 punt returns, 64 kickoff returns), by Charles Pauley, vs. Nevada, (11-10-01).

Bowl Game:

- 243 (164 rushing, 44 receiving, 35 kickoff returns), by Sheldon Canley vs. Central Michigan, (California Raisin Bowl, 12-8-90).

Season:

- 2,637 (1,601 rushing, 334 receiving, 105 punt returns, 597 kickoff returns) by Tyler Ervin (2015).

Career:

- 6,015 (2,803 rushing, 783 receiving, 186 punt returns, 2,374 kickoff returns) by Tyler Ervin (2011-12-13-14-15).

SCORING

MOST POINTS SCORED

Quarter:

- 18, by Jarmar Julien, at Nevada (10-28-00, 4th quarter),
- 18, by Casey Le Blanc, vs. Hawai'i (11-6-99, 4th quarter),
- 18, by Deoncé Whitaker, vs. Saint Mary's (9-18-99, 1st quarter).

Quarter, Opponent:

- 18, by Keenan Reynolds, Navy (11-21-13, overtime)

Game:

- 30 (5 touchdowns), by Deoncé Whitaker, vs. Saint Mary's (9-18-99).

Game, Opponent:

- 42 (7 touchdowns), by Keenan Reynolds, Navy 11-21-13).

Bowl Game:

- 20 (3 touchdowns, 1 2-pt. PAT), by Mervyn Fernandez, vs. Toledo (California Bowl, 12-19-81).

Season:

- 116, by Johnny Johnson, Jr. (1988).

Career:

- 339, by Austin Lopez (105 in 2012, 105 in 2013, 63 in 2014, 66 in 2015).

MOST SEASONS SCORING 100 OR MORE POINTS

- 2, by Austin Lopez (105 in 2012, 205 in 2013).

MOST TOUCHDOWNS SCORED

Game:

- 5, by Deoncé Whitaker vs. Saint Mary's (9-18-99)

Season:

- 20, by Kairae Robinson (2023).

Career:

- 36, by Deoncé Whitaker (1998-01).
- 36, by Kairae Robinson (2019-24)

MOST WAYS TO SCORE A TOUCHDOWN



INDIVIDUAL RECORDS

Game:

3 (rushing, receiving, fumble return),
by Chandler Jones (10-14-11).

Career:

5 (rushing, receiving, kickoff return, interception
return, punt return), by Trestin George (eight TD's
in 2002-03-04-05),

5 (rushing, receiving, kickoff return, interception
return, punt return), by Walt Roberts (13 TD's in
1961-62-63).

MOST FIELD GOALS MADE

Game:

4, by Matt Mercurio vs. Boise State (12-19-20),
4, by Matt Mercurio at Hawai'i (11-9-19),
4, by Matt Mercurio at Army West Point (10-26-19),
4, by Matt Mercurio vs. New Mexico (10-4-19),
4, by Austin Lopez vs. UNLV (10-4-14),
4, by Austin Lopez at Navy (9-22-12),
4, by Jens Alvernik (11-12-11).

Game, Opponent:

5, by Dene Garner, Utah State (9-21-85),
5, by Rafael Septien, Louisiana-Lafayette
(11-22-74).

Season:

22 (22 of 27), by Austin Lopez (2013).

Career:

61 (61 of 85) by Austin Lopez (2012-13-14-15).

MOST CONSECUTIVE FIELD GOALS MADE

Game:

4, by Matt Mercurio vs. Boise State (12-19-20),
4, by Matt Mercurio at Hawai'i (11-9-19),
4, by Matt Mercurio at Army West Point (10-26-19),
4, by Matt Mercurio vs. New Mexico (10-4-19),
4, by Austin Lopez vs. UNLV (10-4-14),
4, by Austin Lopez at Navy (9-22-12),
4, by Jens Alvernik at Utah State (11-12-11).

Season:

17, by Austin Lopez (2012).

Career:

23, by Austin Lopez (17 in 2012, 6 in 2013).

MOST CONSECUTIVE FIELD GOALS MADE AT THE START OF A CAREER

23, by Austin Lopez (17 in 2012, 6 in 2013).

BEST FIELD GOAL PERCENTAGE

Game:

100.0% (4 of 4),
by Matt Mercurio vs. Boise State (12-19-20),
by Matt Mercurio at Hawai'i (11-9-19),
by Matt Mercurio at Army West Point (10-26-19),
by Austin Lopez at Navy (9-22-12).

Season:

100.0%, (17 of 17), by Austin Lopez (2012).

LONGEST FIELD GOAL MADE

Game:

60 yards by Joe Nedney at Wyoming, (10-3-92).

MOST FIELD GOALS MADE 50 OR MORE YARDS

Game:

1, by several, last by Bryce Crawford, 52 yards, vs.
Wyoming (11-25-17).

Season:

5, by Bryce Crawford (2017).

Career:

6, by Bryce Crawford (2015-18).

MOST FIELD GOALS MADE 40 OR MORE YARDS

Game:

3, by Austin Lopez, 47 yards, 1st quarter, 44 yards,
2nd quarter & 50 yards, 2nd quarter, at Nevada
(11-16-13).

Season:

10 (10-of-12), by Austin Lopez (2013).

Career:

18 (18 of 31), by Austin Lopez (2012-13-14-15).

MOST KICKING PAT'S

Game:

10 (10 of 10), Jeff Carr vs. Rice (10-2-04).

Game, Opponent:

10 (10 of 10), Tyler Jones, Boise State (10-24-03).

Season:

54 (54 of 57), by Austin Lopez (2012).

Career:

156 (156 of 162) by Austin Lopez (2012-13-14-15).

MOST CONSECUTIVE KICKING PAT'S

Game:

10 (10 of 10), Jeff Carr vs. Rice (10-2-04).

Game, Opponent:

10 (10 of 10), Tyler Jones, Boise State (10-24-03).

Season:

40 (40 of 40) by Jeff Carr (2004).

Career:

52 (12 in 2003, 40 in 2004), by Jeff Carr (2003-04).

BEST PAT PERCENTAGE

Game:

100.0 %, (10 of 10), by Jeff Carr vs. Rice (10-2-04).

Season:

100.0%, (40 of 40) by Jeff Carr (2004),
100.0%, (33 of 33) by David Silberstein (1998),
100.0%, (28 of 28) by David Bowen (1990),
100.0%, (27 of 27) by Austin Lopez (2014).

MOST KICK SCORING POINTS

Game:

16 (3 FG's, 7 PAT's), by Joe Nedney vs. Pacific,
(10-19-91).

Season:

105, by Austin Lopez (2013),
105, by Austin Lopez (2012).

Career:

339, by Austin Lopez (2012-13-14-15).

MOST 2-POINT PAT'S

Game:

2, by Tim Crawley, vs. Wyoming (10-26-13),
2, by Walt Roberts, vs. Pacific (11-30-63),
2, by Ken Berry, at Fresno State (11-16-63),
2, by Bob Bonds, at Fresno State (11-16-63).

MOST 2-POINT DEFENSIVE PAT'S

Game:

1, by Duke Ihenacho, vs. Hawai'i (10-14-11).

PUNTING

MOST PUNTS

Game:

17 (630 yards), by Jim Vernes at Wyoming,
(10-25-69).

Season:

82 (3,105 yards), by Joe Hicks (1972).

Career:

249 (9,669 yards), by Jeff Cunningham (1973-74-
75-76).

MOST PUNTING YARDS

Game:

630 yards (17 punts), by Jim Vernes at Wyoming,
(10-25-69).

Season:

3,329 yards (73 punts), by Michael Carrizosa (2017).

Career:

9,907 yards (225 punts), by Michael Carrizosa
(2014-15-16-17).

AVERAGE YARDS PER PUNT

Game: (Minimum of 5)

58.6 (341 yards on 5 punts), by Harrison Waid at
Colorado State, (10-1-11).

Season: (Minimum of 40)

47.5 (2,280 yards on 48 punts), by
Michael Carrizosa (2015).

Career: (Minimum of 100)

44.0 (9,907 yards on 225 punts), by
Michael Carrizosa (2014-15-16-17).

LONGEST PUNT

Game: 80 yards, by Leroy Zimmerman
vs. UC Santa Barbara, (10-14-38).

Game, Opponent:

80 yards, by Jeff Carter, Long Beach State, (9-21-83).
80 yards, by Craig Holworthy, Fresno State,
(11-16-63).

MOST PUNTS 60 OR MORE YARDS

Game:

3 (71, 74, 72), by Joe Furlow at Air Force, (8-31-96).

Season:

7, by Joe Furlow (1996).

PUNT RETURNS

MOST PUNT RETURNS

Game:

9 (45 yards), by Scott Wells vs. UNLV (10-15-88).

Season:

46 (265 yards), by Scott Wells (1988).

Career:

83 (493 yards), by K.C. Clark (1983-84-85-86).

MOST PUNT RETURN YARDAGE

Game:

150 (7 returns) by Omarr Smith at UTEP, (10-18-97).

Season:

366 yards (37 returns) by Heshimu Colar (1990).

Career:

575 (60 returns) by Jimmie Lassiter (1970-71-72).

MOST PUNTS RETURNED FOR A TOUCHDOWN

Game:

1, last by Tyler Ervin vs. Georgia State, (12-19-15).

Bowl Game:

1, by Tyler Ervin, vs. Georgia State, (12-19-15).

Season:

3, Bill Hubbard (1928).

Career:

3, Bill Hubbard (1926-27-28).



LONGEST PUNT RETURN FOR A TOUCHDOWN

91 yards by Jerry Colletto at Oregon, (11-2-63).

KICKOFF RETURNS

MOST KICKOFF RETURNS

Game:
9 (149 yards), by Sheldon Canley at Miami (Fla.), (10-14-89).

Season:
51 (1,214 yards), by Deoncé Whitaker (1998).

Career:
101, (2,374 yards), by Tyler Ervin (2011-12-13-14-15).

MOST KICKOFF RETURN YARDAGE

Game:
205 yards (5 returns), by James Reed vs. Wyoming (10-5-96).

Season:
1,214 yards (51 returns), by Deoncé Whitaker (1998).

Career:
2,374 yards (101 returns), by Tyler Ervin (2011-12-13-14-15).

MOST KICKOFF RETURNS FOR A TOUCHDOWN

Season:
2, by Tyler Ervin (2012),
2, by Charles Pauley (2002),
2, by Jimmie Lassiter (1970).

Career:
3, by Tyler Ervin (2011-12-13-14-15).

LONGEST KICKOFF RETURN FOR A TOUCHDOWN

102 yards by Jimmie Lassiter at California, (9-25-71),
100 yards by Tim Kearse vs. CS Long Beach, (10-16-82),
100 yards by Bob Triplett at California, (10-2-76).

INTERCEPTION RETURNS

MOST PASS INTERCEPTIONS

Game:
3, by Bené Benwikere vs. Louisiana Tech (11-24-12),
3, by Dwight Lowery vs. Cal Poly (9-23-06),
3, by Josh Powell vs. Idaho (11-26-05),
3, by Gerald Jones at Stanford (9-14-02),
3, by Omarr Smith vs. Hawai'i (11-15-97),
3, by Troy Jensen vs. Louisiana Tech, (10-23-93),
3, by Don Dambacher vs. Mexico (9-10-49).

Game, Opponent:
3, by Nate Kvamme, Colorado State (10-11-97).

Season:
9, by Dwight Lowery (2006).

Career:
14, by Bené Benwikere (2010-11-12-13),
14, by Gerald Jones (2002-03),
14, by Sherman Cocroft (1982-83),
14, by Ken Thomas (1979-80-81-82).

MOST CONSECUTIVE GAMES WITH AN INTERCEPTION

4, by Bené Benwikere (2013),
4, James Orth (2011),
4, Dwight Lowery (2006),
4, Gerald Jones (2002),

4, Sherman Cocroft (1983).

MOST INTERCEPTION YARDAGE

Game:
99, by Gerald Jones vs. Nevada, (9-18-03).

Game, Opponent:
178, by Tommy Williams, Cal State Fullerton (1988).

Season:
178, by Gerald Jones (6 interceptions) (2003).

Career:
391 (14 interceptions), by Ken Thomas (1979-80-81-82).

MOST INTERCEPTIONS RETURNED FOR A TOUCHDOWN

Game:
1, by many, last by Michael Dansby, vs. Fresno State, (11-11-23).

Game, Opponent:
2, by Dameon Babers, Nevada (11-11-17),
2, by Nate Kvamme, Colorado State (10-11-97),
2, by Tommy Williams, Cal State Fullerton (11-12-88).

Season:
3, by Ken Thomas (1979).

Career:
5, by Ken Thomas (1979-80-81-82).

MOST CONSECUTIVE GAMES RETURNING AN INTERCEPTION FOR A TOUCHDOWN

Games:
2, by Duke Ihenacho (2008),
2, by Jay Taylor (1987),
2, by Ken Thomas (1979).

DEFENSE

MOST TOTAL TACKLES

Game:
27 (15 primary & 12 assists) by Frank Manumaleuga at Colorado (9-23-78).

Game, Opponent:
23 (9 unassisted, 14 assisted) by Del Lyles, Utah State (9-28-91).

Bowl Game:
18 (11 primary & 7 assists) by Matt Castelo vs. New Mexico (New Mexico Bowl, 12-23-06),
18 (12 primary & 6 assists) by Yepi Pauu vs. Eastern Michigan (California Bowl, 12-12-87),
18 (14 primary & 4 assists) by Dave Chaney vs. Memphis State (Pasadena Bowl, 12-18-71).

Season:
232 (107 primary & 125 assists) by Randy Gill (1977).

Career:
527 (297 primary & 230 assists) by Dave Chaney (1969-70-71).

CONSECUTIVE GAMES WITH 20 OR MORE TACKLES (Since 2000)

2, by Keith Smith (21 at Minnesota, 9-21-13,
20 vs. Utah State, 9-27-13).

MOST PRIMARY TACKLES

Game:
21, by Dave Chaney vs. Fresno State, (11-21-70).

Game, Opponent:
15, by Donnell Porter, UNLV, (10-31-92).

Season:
125, by Dave Chaney (1970).

Career:
297, by Dave Chaney (1969-70-71).

MOST ASSISTED TACKLES

Game:
18, by Ezekiel Staples vs. Rice (10-2-04),
18, by Randy Gill at California (10-1-77).

Game, Opponent:
16, Chris Tsangaris, Long Beach State (9-21-91).

Season:
125, by Randy Gill (1977).

Career:
242, by Keith Smith (2010-11-12-13).

MOST TACKLES FOR LOSS

Game:
6.0, by Travis Johnson, vs. UC Davis (9-7-12),
6.0, by Carl Ihenacho, at New Mexico State (10-18-08),
6.0, by Bob Overly, vs. UNLV (9-5-81).

Game, Opponent:
5.0, by Dontay Moch, Nevada (10-9-10),
5.0, by Willie Howard, Stanford (10-2-99).

Season:
24.5, by Bob Overly (1981).

Career:
49.0, by Travis Johnson (2009-10-11-12).

MOST QUARTERBACK SACKS

Game:
4.0, by Cade Hall, vs. Nevada (10-29-22),
4.0, by Cade Hall, vs. UNLV (10-14-20),
4.0, by Travis Johnson, vs. UC Davis (9-7-12),
4.0, by Travis Johnson, vs. Idaho (11-5-11),
4.0, by Raymond Bowles, vs. UNLV (11-2-91),
4.0, by Lyneil Mayo, at Stanford (9-30-89),
4.0, by Bob Overly, at Stanford (9-19-81).

Game, Opponent:
5.0, by Danilo Robinson, Utah State (9-30-95).

Season:
17.0, by Bob Overly (1981).

Career:
32.0, by Travis Johnson (2009-10-11-12).

MOST FORCED FUMBLES

Game:
2, by Carl Ihenacho, vs. UC Davis (8-30-08),
2, by Philip Perry, at Hawai'i (11-02-02),
2, by Philip Perry, at Washington (9-07-02).

Bowl Game:
2, by Matt Castelo (New Mexico Bowl, 12-23-06).

Season:
7, by Philip Perry (2002).

MOST FUMBLES RECOVERED

Season:
5, by Rayford Roberson (1976).

Career:
11, by Rayford Roberson (1975-78),
11, by Carl Ekern (1972-75).

LONGEST FUMBLE RETURN

95, by Troy Jensen, at Stanford (9-26-92)

MOST PASSES DEFENSED (Interceptions + Passes Broken Up)

Game:
5, by Dasheon Frierson, at Hawai'i (10-5-13).

Game, Opponent:
4, by Kevin Millhouse, Hawai'i (11-3-01),
4, by Lawson, Long Beach State (10-13-90).

Season:
23, by Omarr Smith (1997).

Career:
44, by Omarr Smith (1995-96-97-98).



TEAM RECORDS

WINS

MOST WINS

Season: 13 (1939).

MOST CONSECUTIVE WINS

Season: 13 (1939).
Two seasons: 13 (12-4-37 through 11-27-38),
13 (9-23-40 through 9-26-41).

MOST HOME WINS

Season: 10 (1939).

MOST ROAD WINS

Season: 7 (7 wins, 0 losses), (1940).

MOST CONSECUTIVE HOME WINS

Season: 10 (1939).
Two seasons: 16 (9-23-38 through 11-30-39).

MOST CONSECUTIVE ROAD WINS

Season: 7 (1940).
Multiple seasons: 11 (9-24-39 through 10-24-41).

RUSHING

MOST ATTEMPTS

Game: 71, vs. Santa Clara (10-7-50).
Opp., game: 81, by Rice (10-16-99).
Season: 509 (1971).
Opp., season: 686 (2017).

MOST YARDS GAINED RUSHING

Game: 487, vs. UC Santa Barbara
(10-21-49).
Opp., game: 570, by Rice (10-2-04).
Season: 2,478 (1952).
Opp., season: 3,710 (2017).

AVERAGE RUSHING YARDS GAINED PER GAME

Season: 275.4 (1952).
Opp., season: 285.4 (2017).

AVERAGE YARDS GAINED PER ATTEMPT

Game: 11.3 (464 yards on 41 attempts),
vs. Tulsa (10-27-01).
Opp., game: 9.0 (559 yards on 62 attempts),
by Washington (11-16-96).
Season: 5.6 (1952 and 2023).
Opp., season: 6.1 (2009).

MOST RUSHING TOUCHDOWNS

Game: 13, vs. Mexico (9-10-49).
Opp., game: 8, by Nevada (11-8-09),
8, by Boise State (11-13-04),
8, by Rice (10-2-04).
Season: 41 (1952).
Opp., season: 45 (2005).

PASSING

MOST PASSES ATTEMPTED

Game: 67, at Stanford (9-6-03).
Opp., game: 75, by Hawai'i (10-12-07).
Bowl game: 63, vs. Toledo (12-19-81).
Season: 496 (2013).
Opp., season: 475 (2002).

MOST PASSES COMPLETED

Game: 42, vs. Navy (11-22-13).
Opp., game: 44, by Hawai'i (10-12-07).
Bowl game: 43, vs. Toledo (12-19-81).
Season: 336 (2012).

MOST PASSING YARDS

Game: 577, vs. Fresno State (11-29-13).
Opp., game: 565, by Nevada (11-10-01).
Season: 4,325 (2012).
Opp., season: 3,906 (2002).

AVERAGE PASSING YARDS GAINED PER GAME

Season: 355.9 (2013).
Opp., season: 300.5 (2002).

MOST PASSING TOUCHDOWNS

Game: 7, at UTEP (11-8-03),
7, at Fresno State (10-3-81).
Opp., game: 5, by Fresno State (11-20-99).
Season: 35, (2012, 2013).
Opp., season: 32, (2002).

HIGHEST PERCENTAGE OF PASSES

COMPLETED (Minimum of 20 pass attempts)
Game: 88.5 (23 of 26), at Stanford (9-20-08).
Opp., game: 83.3 (20 of 24), by California
(9-7-96).
Season: 71.8 (336 of 468), (2012).
Opp., season: 62.9 (256 of 407), (2005).

MOST PASSES HAD INTERCEPTED

Game: 6, vs. Fresno State (11-21-70),
6, vs. New Mexico (11-1-69),
6, at Fresno State (11-20-65).
Season: 30 (1969).
Opp., season: 33 (1949).

FEWEST PASSES HAD INTERCEPTED

Season: 4 (2023).
Opp., season: 6 (1999), (1962), (1956).

TOTAL OFFENSE

MOST PLAYS

Game: 106, at CS Long Beach (10-27-79).
Opp., game: 101, by Hawai'i (10-12-07),
101, by California (10-6-90).
Season: 974 (1978).
Opp., season: 1,045 (2017).

MOST YARDS GAINED

Game: 849, vs. Nevada (11-10-01).
Opp., game: 791, by Nevada (11-10-01).
Season: 5,919 (2013).
Opp., season: 6,491 (2017).

AVERAGE YARDS GAINED PER PLAY

Game: 10.7, at Pacific (11-13-76).
Opp., game: 9.3, by Nevada (11-10-01).
Season: 7.6 (1986).
Opp., season: 6.9 (1996, 2001).

AVERAGE YARDS GAINED PER GAME

Season: 493.2 (2013).
Opp., season: 500.8 (2001).

FIRST DOWNS

MOST FIRST DOWNS

Game: 36, vs. Fresno State (11-29-13).
Opp., game: 35, by Colorado (9-11-99).
Season: 295 (2013, 12 games).
Opp., season: 320 (2002, 13 games).

FEWEST FIRST DOWNS

Game: 4, at Arizona State (9-15-84).
Opp., game: 4, by UNLV (11-19-88).

SCORING

MOST POINTS SCORED

Quarter: 35 (second quarter), at UTEP
(11-8-03).
Opp., quarter: 35 (first quarter), by Baylor
(9-10-94).
Half: 48 (1st half, 13-35), at UTEP
(11-8-03).
Opp., half: 49 (1st half, 35-14), by Baylor
(9-10-94).
Overtime: 14, vs. Navy (11-22-13).
Overtime, Opponent:
20, by Navy (11-22-13).
Game: 70, vs. Rice (10-2-04),
103, vs. Mexico (9-10-49).
Opp., game: 79, by Stanford Frosh (1923),
77, by Boise State (10-24-03).
Two Consecutive Games:
114 - 62, vs. Fresno State (11-29-13)
& 52, vs. Navy (11-22-13).
175 - 71, vs. Mexico (12-4-48)
& 104 vs. Mexico (9-10-49).
Two Consecutive Games, Opponent:
115 - 54, by Utah (9-16-17)
& 61, by Utah State (9-23-17).
Season: 452 (2012, 13 games),
457* (1949, 12 games).
Opp., season: 542 (2017, 13 games).

MOST TOUCHDOWNS SCORED

Game: 10, vs. Rice (10-2-04),
10, at UTEP (11-8-03).
16, vs. Mexico (9-10-49).
Opp., game: 10, by Boise State (10-24-03),
10, by Stanford (9-21-68).
Season: 57 (17 rushing, 35 passing,
2 kickoff return, 2 fumble returns,
1 interception return) (2012),
71* (1949).
Opp., season: 65 (2005).
* - includes a 103-0 win over the University of Mexico

MOST TOUCHDOWNS SCORED BY RUSHING AND PASSING

Season: 52 (2012 and 2023).
Opp., season: 62 (2005).

HIGHEST SCORING TIE

Game: 48-48, vs. Utah State (9-10-79).

LOWEST SCORING TIE

Game: 0-0, 10 times, last at Fresno State
(11-14-41).

ONE-SIDED WIN

Game: 59-0, vs. College of Idaho (9-20-37).



ONE-SIDED LOSS

Game: 79-0, by Stanford Frosh (1923).

COME-FROM-BEHIND WIN

Game: 70-63 (trailed 34-7 in the second quarter), vs. Rice (10-2-04).

MOST POINTS SCORED BY TWO TEAMS

Quarter: 61 (fourth quarter - San José State 34, Hawai'i 27), (11-5-99).

Half: 83 (first half - San José State 42, Fresno State 41), (11-29-13).

Game: 133 (San José State 70, Rice 63), (10-2-04).

FEWEST POINTS ALLOWED

Season: 29 (1939).

FEWEST TOUCHDOWNS ALLOWED

Season: 3 (1939).

MOST SHUTOUTS

Season: 8 (1939).

MOST CONSECUTIVE GAMES SCORING

135 (9-23-72 through 9-8-84).

KICK SCORING

MOST FIELD GOALS MADE

Game: 4, seven times, most recent, vs. Boise State (12-19-20).

Opp., game: 5, at Utah State (9-21-85).

Season: 22 (2013).

MOST KICKING PAT'S

Game: 10, vs. Rice (10-2-04).

Opp., game: 10, by Boise State (10-24-03).

Season: 54 (2012).

Opp., season: 58 (2005).

CONSECUTIVE KICKING PAT'S

Game: 10, vs. Rice (10-2-04).

Opp., game: 10, by Boise State (10-24-03).

Season: 40, (40 for 40), 2005.

All-Time: 58, (12 for 12, 40 for 40, 6 for 6), 2003-05,
58, (2 for 2, 33 for 33, 23 for 23), 1997-99.

MOST KICK SCORING POINTS

Game: 16, vs. Pacific (10-19-91).

Season: 108 (2012).

PUNTING

MOST PUNTS

Game: 17 (630 yards), at Wyoming (10-25-69).

Season: 86 (3,726 yards), (2017).

Opp., season: 92 (3,677 yards), (1981).

FEWEST PUNTS

Game: 0, at Hawai'i (11-09-19)

0, vs. Hawai'i (11-15-14),

0, at Hawai'i (11-18-06).

Opp., game: 0, last by Hawai'i (11-09-19).

Two teams, game: 0, San Jose State at Hawai'i (11-09-19)

Season: 34 (1,444 yards), (1960).

Opp., season: 33 (1,356 yards), (2001).

MOST PUNTING YARDS

Game: 630 yards (17 punts), at Wyoming (10-25-69).

Season: 3,726 (86 punts), (2017).

NET PUNTING AVERAGE

Season: 42.4 (2,280 yards on 48 punts), (2015).

KICKOFF RETURNS

MOST KICKOFF RETURNS

Game: 14 (200 yards) at BYU (11-25-67).

Season: 70 (1,479 yards), (2010).

MOST KICKOFF RETURN YARDAGE

Game: 253 (7 returns) at San Diego State (9-22-12).

Opp., game: 208 (5 returns) by UTEP (10-16-01).

Season: 1,479 (70 returns), (2010).

PUNT RETURNS

MOST PUNT RETURNS

Game: 8 (57 yards) vs. Utah State (10-11-86).

Season: 52 (293 yards), (1988).

MOST PUNT RETURN YARDAGE

Game: 150 (7 returns) at UTEP, (10-18-97).

Season: 445 (51 returns), (1990).

DEFENSE

FEWEST YARDS ALLOWED

Game: Minus-11 vs. Mexico (12-4-48), 5, vs. Texas A&I (9-18-39).

Opp., game: 39, by Wyoming (10-25-69).

Season: 927 (1939).

FEWEST YARDS ALLOWED PER GAME

Season: 71.3 (1939).

FEWEST RUSHING YARDS ALLOWED

Game: Minus-49, vs. San Diego State (11-6-71).

Opp., game: Minus-52, by Wyoming (11-4-67).

Season: 724 (1986).

FEWEST PASSING YARDS ALLOWED

Game: Minus-25, vs. Fresno State (11-24-39).

Opp., game: 3, by Oregon (9-20-75).

Season: 727 (1953).

FEWEST PASSING YARDS ALLOWED PER GAME

Season: 88 (1953).

INTERCEPTIONS

MOST INTERCEPTIONS

Game: 6, vs. Hawai'i (11-15-97),

6, vs. Louisiana Tech (10-23-83).

Season: 33 (481 yards), (1949).

MOST INTERCEPTION YARDAGE

Game: 153, at SMU (10-7-00).

Opp., game: 205, by CS Fullerton (11-12-88).

Season: 481 (33 interceptions), (1949).

INTERCEPTIONS RETURNED FOR A

TOUCHDOWN

Game: 2, last at New Mexico State (10-18-08).

Opp., Game: 2, last by Louisiana Tech (10-18-08).

Season: 6 (2000).

FEWEST INTERCEPTIONS

Season: 6 (1999), (1962), (1956).

CONSECUTIVE GAMES INTERCEPTING A PASS

Team: 13 (10-20-01 through 10-5-02).

QUARTERBACK SACKS

Game: 13, vs. Pacific (11-14-81).

Opp: 13, by Utah State (10-13-12)

Season: 58 (1986).

Season, fewest: 7 (1981).

FUMBLES

MOST FUMBLES

Game: 8, vs. CS Fullerton (10-3-85).

Opp., game: 11, by Arizona State (11-7-70).

Season: 46 (1954).

Opp., season: 44 (1950).

MOST FUMBLES LOST

Game: 5, vs. CS Fullerton (11-15-80), 5, at Stanford (9-16-78).

Opp., game: 8, by Arizona State (11-7-70).

Season: 27 (1954).

Opp., season: 27 (1969).

FEWEST FUMBLES LOST

Season: 2 (2022).

TURNOVERS

FEWEST LOST

9 (9 interceptions)

(2020, 8 games)

9 (2 fumbles, 7 interceptions)

(2022, 12 games)

MOST GAINED

Season: 44 (12 fumbles, 32 interceptions) (1939).

PENALTIES

MOST PENALTIES

Game: 24 (199 yards), vs. Fresno State (10-4-86).

Opp., game: 21 (202 yards), by California (9-7-96),

21 (163 yards), by San Diego State (11-14-98).

Season: 133 (999 yards), (1987).

FEWEST PENALTIES

Game: 0, last at Brigham Young (10-8-11).

Opp., game: 0, last by Navy (9-29-12).

Season: 40 (378 yards) (2011).

MOST PENALTY YARDAGE

Game: 199 yards (24 penalties), vs. Fresno State (10-4-86).

Opp., game: 202 yards (21 penalties), by California (9-7-96).

Season: 1,187 (131 penalties), (1986).

LEAST PENALTY YARDAGE

Game: 0 yards, last at Brigham Young (10-8-11).

Opp., game: 0 yards, last by Navy (10-25-14).

Season: 378 (40 penalties), (2011).



CAREER LEADERS

RUSHING – TOTAL YARDS

NAME (SEASONS)	NO.	YDS.	AVG.	TDs
1 Deoncé Whitaker (1998-01)	602	3,515	5.8	33
2 Tyler Ervin (2011-15)	528	2,803	5.3	19
3 Kairee Robinson (2019-23)	513	2,713	5.3	31
4 Tyler Nevens (2017-21)	574	2,668	4.6	18
5 Sheldon Canley (1988-90)	576	2,513	4.4	25
6 Gerald Willhite (1980-81)	530	2,364	4.5	20
7 Yonus Davis (2003-08)	425	2,319	5.5	15
8 Nathan DuPree (1992-93)	372	1,976	5.3	18
9 Rick Kane (1975-76)	371	1,967	5.3	13
10 Kenny Jackson (1986-87)	448	1,935	4.3	25

PASSING – TOTAL YARDS

NAME (SEASONS)	PA	PC	YDS.	TDs
1 David Fales (2012-13)	938	639	8,382	66
2 Adam Tafralis (2004-07)	1,027	603	7,548	52
3 Josh Love (2016-19)	1,000	578	7,206	43
4 Ed Luther (1976-79)	1,118	600	7,190	47
5 Steve Clarkson (1979-82)	961	509	6,842	56
6 Jeff Garcia (1991-93)	887	504	6,545	48
7 Scott Rislov (2002-03)	886	536	6,267	40
8 Mike Perez (1986-87)	792	471	6,194	36
9 Craig Kimball (1972-74)	983	485	6,139	50
10 Chevan Cordeiro (2022-23)	789	482	6,024	43

PASSING – NUMBER OF COMPLETIONS

NAME (SEASONS)	PA	PC	INT.	TDs
1 David Fales (2012-13)	938	639	22	66
2 Adam Tafralis (2004-07)	1,027	603	29	52
3 Ed Luther (1976-79)	1,118	600	52	47
4 Josh Love (2016-19)	1,000	578	29	43
5 Scott Rislov (2002-03)	886	536	19	40
6 Steve Clarkson (1979-82)	961	509	41	56
7 Jeff Garcia (1991-93)	887	504	32	48
8 Craig Kimball (1972-74)	983	485	57	50
9 Chevan Cordeiro (2022-23)	789	482	10	43
10 Mike Perez (1986-87)	792	471	30	36

PASSING EFFICIENCY

(Minimum 375 pass attempts)

NAME (SEASONS)	PA	PC	YDS.	RTG.
1 David Fales (2012-13)	938	639	8,382	161.7
2 Chevan Cordeiro (2022-23)	789	482	6,024	140.7
3 Kenny Potter (2015-16)	577	365	4,257	136.8
4 Ralph Martini (1989-90)	505	285	3,897	133.7
5 Nick Starkel (2020-21)	502	291	3,819	133.4
6 Mike Perez (1986-87)	792	471	6,194	132.6
7 Joe Gray (2012-15)	439	286	3,167	132.6
8 Adam Tafralis (2004-07)	1,027	603	7,548	131.5
9 Scott Rislov (2002-03)	886	536	6,267	130.5
10 Jeff Garcia (1991-93)	887	504	6,545	129.4

TOTAL OFFENSE

NAME (SEASONS)	PLAYS	RUSH	PASS	YDS.
1 David Fales (2012-13)	1,028	-132	8,382	8,250
2 Adam Tafralis (2004-07)	1,272	563	7,548	8,111
3 Jeff Garcia (1991-93)	1,405	729	6,545	7,274
4 Steve Clarkson (1979-82)	1,124	153	6,842	6,995
5 Ed Luther (1976-79)	1,240	-209	7,190	6,981
6 Josh Love (2016-19)	1,088	-282	7,206	6,924
7 Chevan Cordeiro (2022-23)	1,008	537	6,024	6,561
8 Scott Rislov (2002-03)	1,011	-18	6,267	6,249
9 Mike Perez (1986-87)	875	-12	6,194	6,182
10 Craig Kimball (1972-74)	1,110	-319	6,139	5,820

PASS RECEIVING – NUMBER OF RECEPTIONS

NAME (SEASONS)	NO.	YDS.	AVG.	TD
1 Chandler Jones (2010-13)	248	3,087	12.4	29
2 Noel Grigsby (2010-13)	237	3,121	13.2	17
3 Tre Walker (2017-20)	189	2,790	14.8	12
4 Tyler Winston (2013-15)	171	1,920	11.2	12
5 Kevin Jurovich (2005-08)	160	2,143	13.4	11
6 Tim Crawley (2013-16)	151	1,699	11.3	11
7 Jabari Carr (2011-13)	150	1,644	10.9	11
8 Guy Liggins (1986-87)	149	2,191	14.7	16
9 Jalal Beauchman (2006-10)	146	1,694	11.6	11
10 Tim Kearse (1980-82)	142	2,084	14.7	16
11 Bailey Gaither (2016-20)	135	2,227	16.5	18
12 Tuati Wooden (2000-03)	133	1,656	13.2	7
13 David Richmond (2007-08)	127	1,684	13.3	10
14 Ryan Otten (2009-12)	126	1,760	13.9	12
James Jones (2003-06)	126	1,496	11.9	12
16 Edell Shepherd (2000-01)	125	2,207	17.7	18
17 Casey LeBlanc (1998-2001)	124	1,350	10.9	2
18 Stacey Bailey (1978-81)	123	2,223	18.1	13
Brian Lundy (1922-93, 95)	123	1,850	15.0	14
Johnny Johnson, Jr. (1987-89)	123	1,553	12.6	10
21 Jamall Broussard (2002-03)	117	1,396	11.9	6
22 Billy Freeman (2013-16)	112	1,407	12.6	10
23 Gerald Willhite (1980-81)	107	927	8.7	8
24 Ike McBee (1972-74)	106	1,571	14.8	8
25 Waking Bailey (1997-2000)	105	1,339	12.8	4
26 Kevin Evans (1988-89)	103	1,641	15.9	11
John Broussard (2003-06)	103	1,566	15.2	12
28 Trey Hartley (2016-18)	102	1,545	15.1	9
29 Charles Pauley (2001-02)	101	1,473	14.6	5
Brian Roche (1993-95)	101	1,176	11.6	7

PASS RECEIVING – TOTAL YARDS

NAME (SEASONS)	NO.	YDS.	AVG.	TD
1 Noel Grigsby (2010-13)	237	3,121	13.2	17
2 Chandler Jones (2010-13)	248	3,087	12.4	29
3 Tre Walker (2017-20)	189	2,790	14.8	12
4 Bailey Gaither (2016-20)	135	2,227	16.5	18
5 Stacey Bailey (1978-81)	123	2,223	18.1	13
6 Edell Shepherd (2000-01)	125	2,207	17.7	18
7 Guy Liggins (1986-87)	149	2,191	14.7	16
8 Kevin Jurovich (2005-08)	160	2,143	13.4	11
9 Tim Kearse (1980-82)	142	2,084	14.7	16
10 Tyler Winston (2013-15)	171	1,920	11.2	12

ALL-PURPOSE RUNNING

NAME (SEASONS)	RUN	REC.	RET	YDS.
1 Tyler Ervin (2011-15)	2,801	783	2,479	6,063
2 Deoncé Whitaker (1998-01)	3,515	225	1,856	5,596
3 Sheldon Canley (1988-90)	2,513	828	1,805	5,146
4 Brandon Rutley (2008-11)	903	668	1,812	4,403
5 Tim Kearse (1980-82)	284	2,084	1,113	3,481
6 Charles Pauley (2001-02)	188	1,473	1,796	3,457
7 Gerald Willhite (1980-81)	2,364	927	42	3,333
8 Johnny Johnson, Jr. (1987-89)	1,409	1,553	315	3,277
9 Chandler Jones (2010-13)	116	3,087	37	3,240
10 John Broussard (2003-06)	100	1,566	1,546	3,212

SCORING

NAME (SEASONS)	TD	EP1/2	FG	TP
1 Austin Lopez (2012-15)	0	156/0	61	339
2 Jared Strubeck (2005-08)	0	109/0	43	238
3 Joe Nedney (1991-94)	0	119/0	39	236
4 Mike Berg (1979-82)	0	139/0	30	229
5 Matthew Mercurio (2019-21)	0	90/0	44	222
6 Deoncé Whitaker (1998-01)	36	0/1	0	218
7 Bryce Crawford (2015-18)	0	82/0	45	217
8 Kairee Robinson (2019-23)	36	0/0	0	216
9 Sheldon Canley (1988-90)	32	0/0	0	192
10 Nick Gilliam (1999-2002)	0	109/0	27	190

KICK SCORING

NAME (SEASON)	EP1/2	FG	TP
1 Austin Lopez (2012-15)	156/0	61	339
2 Jared Strubeck (2005-08)	109/0	43	238
3 Joe Nedney (1991-94)	119/0	39	236
4 Mike Berg (1979-82)	139/0	30	229
5 Matt Mercurio (2019-21)	90/0	44	222
6 Bryce Crawford (2015-18)	82/0	45	217
7 Nick Gilliam (1999-2002)	109/0	27	190
8 Sergio Olivarez (1986-87)	82/0	24	154
9 Jeff Carr (2003-04)	68/0	19	125
10 Ron Ploger (1973-74)	55/0	23	124

PUNTING – TOTAL YARDS

NAME (SEASONS)	NO.	YDS.	AVG.	BLK
1 Michael Carrizosa (2014-17)	225	9,907	44.0	2
2 Waylon Prather (2004-07)	243	9,747	40.1	1
3 Jeff Cunningham (1973-76)	249	9,669	38.8	0
4 Harrison Waid (2010-13)	220	9,485	43.1	0
5 Frank Ratto (1977-80)	210	7,943	37.8	1
6 Philip Zavala (2008-09)	148	5,817	39.3	0
7 Michael Carr (2000-02)	152	5,718	37.6	0
8 Bob Patterson (1962-64)	136	5,519	40.6	0
9 Randy Cardin (1966-67)	132	5,325	40.3	6
10 John McMillen (1970-71)	127	5,151	40.6	6

PUNTING AVERAGE (Minimum 75 Punts)

NAME (SEASONS)	NO.	YDS.	AVG.	BLK
1 Michael Carrizosa (2014-16)	225	9,907	44.0	2
2 Bryce Crawford (2015-18)	75	3,267	43.6	0
3 Harrison Waid (2010-13)	220	9,485	43.1	0
4 Joe Furlow (1995-96)	83	3,575	42.7	0
5 Lee Myhre (1991-93)	110	4,594	41.8	1
6 Jim Hughes (1988-89)	121	5,040	41.7	0
7 Bob Patterson (1962-64)	136	5,519	40.6	0
8 John McMillen (1970-71)	127	5,151	40.6	6
9 Kent Rockholt (1958-60)	92	3,716	40.4	1
10 Randy Cardin (1966-67)	132	5,325	40.3	6
Jason Chapple (1995, 97)	103	4,155	40.3	0



Deoncé Whitaker



Adam Tafralis

CAREER LEADERS



KICKOFF RETURNS AVERAGE (Minimum 25 Returns)

NAME (SEASONS)	NO.	YDS.	AVG.	TD
1 Walt Roberts (1961-63)	26	763	29.3	2
2 Charles Pauley (2001-02)	50	1,441	28.8	2
3 Deoncé Whitaker (1998-01)	74	1,837	24.8	1
4 Frank Slaton (1967-69)	54	1,318	24.4	1
5 Trestin George (2002-05)	45	1,081	24.0	2
6 Jimmie Lassiter (1970-72)	68	1,606	23.6	2
7 Tyler Ervin (2011-15)	101	2,374	23.5	3
8 Sheldon Canley (1988-90)	77	1,800	23.4	2
9 Kevin Cole (1977-78)	28	642	23.0	0
10 Tim Kearse (1980-82)	37	850	22.9	1

KICKOFF RETURNS – TOTAL YARDS

NAME (SEASONS)	NO.	YDS.	AVG.	TD
1 Tyler Ervin (2011-15)	101	2,374	23.5	3
2 Deoncé Whitaker (1998-01)	74	1,837	24.8	1
3 Brandon Rutley (2008-09)	82	1,812	22.1	0
4 Sheldon Canley (1988-90)	77	1,800	23.4	2
5 Jimmie Lassiter (1970-72)	68	1,606	23.6	2
6 John Broussard (2003-06)	72	1,546	21.5	1
7 Charles Pauley (2001-02)	50	1,441	28.8	2
8 Frank Slaton (1967-69)	54	1,318	24.4	1
9 Stan Webster (1978-79)	54	1,197	22.2	0
10 Trestin George (2002-05)	45	1,081	24.0	2

KICKOFF RETURNS – NUMBER OF RETURNS

NAME (SEASONS)	NO.	YDS.	AVG.	TD
1 Tyler Ervin (2011-15)	101	2,374	23.5	3
2 Brandon Rutley (2008-09)	82	1,812	22.1	0
3 Sheldon Canley (1988-90)	77	1,800	23.4	2
4 Deoncé Whitaker (1998-01)	74	1,837	24.8	1
5 John Broussard (2003-06)	72	1,546	21.5	1
6 Jimmie Lassiter (1970-72)	68	1,606	23.6	2
7 Frank Slaton (1967-69)	54	1,318	24.4	1
Stan Webster (1978-79)	54	1,197	22.2	0
Walt Robinson (1973-76)	54	1,070	19.8	0
10 Charles Pauley (2001-02)	50	1,441	28.8	2

PUNT RETURNS – TOTAL YARDS

NAME (SEASONS)	NO.	YDS.	AVG.	TD
1 Jimmie Lassiter (1970-72)	60	575	9.6	2
2 Heshimu Colar (1988-91)	71	567	7.9	1
3 Scott Wells (1987-88)	82	562	6.8	0
4 Archie Chagonjian (1949-51)	47	548	11.7	0
5 K.C. Clark (1983-86)	83	493	5.9	0
6 Omarr Smith (1995-98)	42	472	11.2	2
7 Brian Lundy (1992-93, 95)	50	444	8.9	0
8 Charles Pauley (2001-02)	37	355	9.6	0
9 Billy Parton (1947-48)	25	333	13.3	1
10 Aubrey Minter (1941)	34	330	9.7	0

PUNT RETURN AVERAGE (Minimum 20 Returns)

NAME (SEASONS)	NO.	YDS.	AVG.	TD
1 Al Cementina (1948-50)	22	296	13.5	0
2 Billy Parton (1947-48)	25	333	13.3	1
3 Dwight Lowery (2006-07)	24	315	13.1	1
4 Walt Roberts (1961-63)	22	281	12.8	1
5 Archie Chagonjian (1949-51)	47	548	11.7	0
6 Omarr Smith (1995-98)	42	472	11.2	2
7 Larry Matthews (1951-53)	20	195	9.8	0
8 Aubrey Minter (1941)	34	330	9.7	0
9 Charles Pauley (2001-02)	37	355	9.6	0
10 Jimmie Lassiter (1970-72)	60	575	9.6	2

PUNT RETURNS – NUMBER OF RETURNS

NAME (SEASONS)	NO.	YDS.	AVG.	TD
1 K.C. Clark (1983-86)	83	493	5.9	0
2 Scott Wells (1987-88)	82	562	6.8	0
3 Heshimu Colar (1988-91)	71	567	7.9	1
4 Jimmie Lassiter (1970-72)	60	575	9.6	2
5 Brian Lundy (1992-93, 95)	50	444	8.9	0
6 Archie Chagonjian (1949-51)	47	548	11.7	0
7 Omarr Smith (1995-98)	42	472	11.2	2
8 Waking Bailey (1997-2000)	42	322	7.7	1
9 James Jones (2003-06)	42	307	7.3	0
10 Tim Kearse (1980-82)	38	263	6.9	1

INTERCEPTIONS –

NUMBER OF INTERCEPTIONS

NAME (SEASONS)	NO.	YDS.	AVG.	TD
1 Ken Thomas (1979-82)	14	391	27.9	5
Gerald Jones (2002-03)	14	294	21.0	3
Bené Benwikere (2010-13)	14	213	15.2	1
Sherman Cocroft (1982-83)	14	148	10.6	0
5 Archie Chagonjian (1949-51)	13	225	17.3	0
Troy Jensen (1990-93)	13	200	15.4	0
Dwight Lowery (2006-07)	13	147	11.3	1
Christopher Owens (2005-07)	13	132	10.2	0
Omarr Smith (1995-98)	13	80	6.2	0
10 Gerald Small (1975-77)	12	239	19.9	2
Gill Byrd (1979-82)	12	121	10.1	1

INTERCEPTIONS – TOTAL YARDS

NAME (SEASONS)	NO.	YDS.	AVG.	TD
1 Ken Thomas (1979-82)	14	391	27.9	5
2 Gerald Jones (2002-03)	14	294	21.0	3
3 Dave Chaney (1969-71)	10	249	24.9	3
4 Gerald Small (1975-77)	12	239	19.9	2
5 Archie Chagonjian (1949-51)	13	225	17.3	0
6 Bené Benwikere (2010-13)	14	213	15.2	1
7 Troy Jensen (1990-93)	13	200	15.4	0
8 K.C. Clark (1983-86)	10	193	19.3	0
9 Harry Russell (1947-49)	11	183	16.6	0
Dennis Parker (1963-65)	5	183	36.6	1

TOTAL TACKLES (Since 1970)

NAME (SEASONS)	NO.
1 Dave Chaney (1969-71)	527
2 Keith Smith (2010-13)	476
3 Kyle Harmon (2018-22)	442
4 Matt Castelo (2004-07)	433
5 Carl Ekern (1972-75)	430
6 Christian Tago (2013-16)	384
7 Bill Brown (1970-72)	370
8 Josh Parry (1997-2000)	354
9 Frank Ginda (2015-17)	352
10 Ethan Aguayo (2016-19)	345

TACKLES FOR LOSS (Since 1973)

NAME (SEASONS)	NO.
1 Travis Johnson (2009-12)	49.0
2 Viliami Fehoko (2018-22)	46.0
3 Jarron Gilbert (2005-08)	42.0
Cade Hall (2018-22)	42.0
5 Lyneil Mayo (1989-90)	40.5
6 Rayford Roberson (1975-78)	37.0
7 Bob Overly (1980-81)	35.5
8 Carl Ihenacho (2006-09)	33.5
9 Christian Tago (2013-16)	33.0
10 Justin Cole (2006-09)	30.5

QUARTERBACK SACKS (since 1980)

NAME (SEASONS)	NO.
1 Travis Johnson (2009-2012)	32.0
2 Lyneil Mayo (1989-90)	30.0
3 Bob Overly (1980-81)	26.5
4 Cade Hall (2018-22)	25.5
5 Viliami Fehoko (2018-22)	23.0
6 Jarron Gilbert (2005-08)	21.5
Terry McDonald (1983-84)	21.5
8 Carl Ihenacho (2006-09)	17.0
Rod Traylor (1980-81)	17.0
10 Anthony Washington (1990-92)	15.5



Jared Strubeck




Waylon Prather



Joe Furlow




Sheldon Canley




Jarron Gilbert



Lyneil Mayo



K.C. Clark



Ken Thomas



SEASON LEADERS

RUSHING – TOTAL YARDS

NAME (SEASON)	ATT.	NET AVG.	YDS.	TDs
1 Tyler Ervin (2015)	294	1,601	5.4	16
2 Deoncé Whitaker (2000)	224	1,577	7.0	15
3 Sheldon Canley (1990)	296	1,248	4.2	12
4 Nathan DuPree (1992)	236	1,239	5.3	11
5 Johnny Johnson, Jr. (1988)	233	1,219	5.2	15
6 Gerald Willhite (1980)	245	1,210	4.9	11
7 Sheldon Canley (1989)	258	1,201	4.7	13
8 Kairee Robinson (2023)	170	1,194	7.0	18
9 Gerald Willhite (1981)	285	1,154	4.0	9
10 Kevin Cole (1978)	204	1,154	5.8	7
11 Rick Kane (1975)	210	1,144	5.7	7
12 Kenny Jackson (1986)	262	1,117	4.3	12
13 De'Leon Eskridge (2012)	207	1,025	4.9	11
14 Yonus Davis (2006)	163	1,007	6.2	6

PASSING – TOTAL YARDS

NAME (SEASON)	PA	PC	YDS.	TD
1 David Fales (2012)	451	327	4,193	33
2 David Fales (2013)	487	312	4,189	33
3 Josh Love (2019)	481	293	3,923	22
4 Mike Perez (1987)	408	243	3,260	22
5 Chevan Cordeiro (2022)	427	259	3,251	23
Scott Rislov (2002)	449	275	3,251	22
7 Matt Faulkner (2011)	422	274	3,149	13
8 Ed Luther (1979)	415	241	3,049	20
9 Adam Tafralis (2007)	400	251	3,022	18
10 Scott Rislov (2003)	437	261	3,016	18

PASSING – NUMBER OF COMPLETIONS

NAME (SEASON)	PA	PC	YDS.	TD
1 David Fales (2012)	451	327	4,193	33
2 David Fales (2013)	487	312	4,189	33
3 Josh Love (2019)	481	293	3,923	22
4 Scott Rislov (2002)	449	275	3,251	22
5 Matt Faulkner (2011)	422	274	3,149	13
6 Scott Rislov (2003)	437	261	3,016	18
6 Chevan Cordeiro (2022)	427	259	3,251	23
7 Adam Tafralis (2007)	400	251	3,022	18
8 Mike Perez (1987)	408	243	3,260	22
9 Ed Luther (1979)	415	241	3,049	20



Mike Perez



Scott Rislov



Jeff Garcia



Edell Shepherd

PASSING EFFICIENCY –

(Minimum 15 pass attempts per game played)

NAME (SEASON)	PA	PC	YDS.	RTG.
1 David Fales (2012)	451	327	4,193	170.76
2 Jeff Garcia (1991)	160	99	1,519	160.12
3 Adam Tafralis (2006)	276	181	2,284	155.13
4 David Fales (2013)	487	312	4,189	153.34
5 Kenny Potter (2015)	270	182	1,984	142.28
6 Chevan Cordeiro (2023)	362	223	2,773	142.00
7 Josh Love (2019)	481	293	3,923	141.19
8 Gene Menges (1949)	182	99	1,490	140.10
9 Steve DeBerg (1976)	262	141	2,084	139.98
10 Chevan Cordeiro (2022)	427	259	3,251	139.60

PASSING ACCURACY –

(Minimum 15 pass attempts per game played played in 75 percent of the team's games)

NAME (SEASON)	ATT.	COMP.	PCT.
1 David Fales (2012)	451	327	.725
2 Kenny Potter (2015)	270	182	.674
3 Adam Tafralis (2006)	276	181	.656
4 Matt Faulkner (2011)	422	274	.649
5 David Fales (2013)	487	312	.641
6 Kyle Reed (2008)	253	162	.640
7 Joe Gray (2014)	330	210	.636
8 Adam Tafralis (2007)	400	251	.627
9 Ken Lutz (1988)	321	199	.619
10 Jeff Garcia (1991)	160	99	.619

TOTAL OFFENSE

NAME (SEASON)	PLAYS	RUSH	PASS	YDS.
1 David Fales (2013)	535	7	4,189	4,196
2 David Fales (2012)	493	-139	4,193	4,054
3 Josh Love (2019)	506	-88	3,923	3,835
4 Chevan Cordeiro (2022)	566	265	3,251	3,535
4 Scott Rislov (2002)	521	13	3,251	3,264
5 Mike Perez (1987)	450	-47	3,260	3,213
6 Adam Tafralis (2007)	476	181	3,022	3,203
7 Matt Faulkner (2011)	454	-77	3,149	3,072
8 Chevan Cordeiro (2023)	443	272	2,773	3,045
8 Ed Luther (1979)	459	-52	3,049	2,997
9 Scott Rislov (2003)	490	-31	3,016	2,985

PASS RECEIVING – NUMBER OF RECEPTIONS

NAME (SEASON)	NO.	YDS.	AVG.	TD
1 Noel Grigsby (2011)	89	886	9.9	2
2 Kevin Jurovich (2007)	85	1,183	13.9	9
3 Edell Shepherd (2001)	83	1,500	18.1	14
4 Noel Grigsby (2012)	82	1,307	15.9	9
5 Chandler Jones (2013)	79	1,356	17.2	15
Tre Walker (2019)	79	1,161	14.7	2
7 Tyler Winston (2014)	78	694	8.9	5
8 Guy Liggins (1987)	77	1,208	15.7	10
9 Guy Liggins (1986)	72	983	12.8	6
David Richmond (2008)	72	832	11.6	7
11 James Jones (2006)	70	893	12.8	10
12 Elijah Cooks (2022)	69	1,076	15.6	10
13 Brian Roche (1995)	66	729	11.1	5
14 Jamall Broussard (2002)	62	681	11.0	5
Jabari Carr (2012)	62	639	10.3	4
16 Kevin Evans (1988)	61	887	14.5	4
Tim Kears (1981)	61	842	13.8	7
Tuati Wooden (2003)	61	780	12.8	2
Johnny Johnson, Jr. (1988)	61	668	10.9	4
Chandler Jones (2011)	61	566	9.3	2
James Saxon (1987)	61	561	9.2	2
22 Jalal Beauchman (2010)	60	835	13.9	6
Charles Pauley (2002)	60	804	13.4	4

Kevin Jurovich (2009) 60 777 12.9 1

PASS RECEIVING – TOTAL YARDS

NAME (SEASON)	NO.	YDS.	AVG.	TD
1 Edell Shepherd (2001)	83	1,500	18.1	14
2 Chandler Jones (2013)	79	1,356	17.2	15
3 Noel Grigsby (2012)	82	1,307	15.9	9
4 Guy Liggins (1987)	77	1,208	15.7	10
5 Kevin Jurovich (2007)	85	1,183	13.9	9
6 Tre Walker (2019)	79	1,161	14.7	2
7 Elijah Cooks (2022)	69	1,076	15.6	10
8 Guy Liggins (1986)	72	983	12.8	6
9 Oliver Newell (1997)	58	942	16.2	11
10 Eric Richardson (1983)	54	911	16.0	8
11 James Jones (2006)	70	893	12.8	10
12 Kevin Evans (1988)	61	887	14.5	4
13 Noel Grigsby (2011)	89	886	9.9	2
14 Tyler Winston (2013)	58	858	14.8	5
15 David Richmond (2007)	55	852	15.5	3
16 Windrell Hayes (1996)	58	848	14.6	4
17 Lafo Malauulu (1986)	56	844	15.1	5
John Broussard (2006)	52	844	16.2	7
19 Tim Kears (1981)	61	842	13.8	7
20 Jalal Beauchman (2010)	60	835	13.9	6
21 David Richmond (2008)	72	832	11.6	7
22 Noel Grigsby (2010)	56	822	14.7	4
23 Bailey Gaither (2019)	52	812	15.6	6

ALL-PURPOSE RUNNING

NAME (SEASON)	RUN	REC.	RET.	YDS.
1 Tyler Ervin (2015)	1,601	334	702	2,637
2 Sheldon Canley (1989)	1,201	353	959	2,513
3 Sheldon Canley (1990)	1,248	386	574	2,213
4 Johnny Johnson, Jr. (1988)	1,219	668	315	2,202
5 Charles Pauley (2002)	67	804	1,215	2,086
6 Deoncé Whitaker (1998)	719	37	1,233	1,989
7 Tyler Ervin (2014)	888	306	587	1,781
8 Deoncé Whitaker (2000)	1,577	37	151	1,765
9 Gerald Willhite (1980)	1,210	492	42	1,744
10 Gerald Willhite (1981)	1,154	435	----	1,589

SCORING

NAME (SEASON)	TD	EPI/2	FG	TP
1 Kairee Robinson (2023)	20	0/0	0	120
2 Johnny Johnson, Jr. (1988)	19	0/1	0	116
3 Austin Lopez (2012)	0	54/0	17	105
Austin Lopez (2013)	0	39/0	22	105
5 Deoncé Whitaker (2000)	16	0/1	0	98
Kenny Jackson (1987)	16	0/1	0	98
7 Matt Mercurio (2019)	0	37/0	20	97
8 Tyler Ervin (2015)	16	0/0	0	96
9 Sheldon Canley (1990)	15	0/0	0	90
Sheldon Canley (1989)	15	0/0	0	90

KICK SCORING

NAME (SEASON)	XP	FG	TP
1 Austin Lopez (2012)	54-57	17-17	105
Austin Lopez (2013)	39-40	22-27	105
3 Matt Mercurio (2019)	37-39	20-24	97
4 Sergio Olivarez (1986)	41-43	15-21	86
5 Kyler Halvorsen (2023)	54-55	10-15	84
6 Jens Alvernik (2011)	26-26	18-25	80
7 Bryce Crawford (2016)	31-33	16-18	79
8 Nick Gilliam (2002)	42-44	12-20	78
9 Lou Rodriguez (1975)	29-33	16-30	77
10 Mike Berg (1981)	43-45	10-16	73
Taren Schive (2022)	37-40	12-18	73

SEASON LEADERS



PERFECT PAT KICK SCORING

NAME (SEASON)	XP-XPA
1 Jeff Carr (2004)	40-40
2 David Silberstein (1998)	33-33
3 David Bowen (1990)	28-28
4 Austin Lopez (2014)	27-27
5 Jens Alvernik (2011)	26-26
6 Matt Mercurio (2020)	25-25
7 Jared Strubeck (2007)	22-22

PUNTING – TOTAL YARDS

NAME (SEASON)	NO.	YDS.	AVG.	BLK
1 Michael Carrizosa (2017)	73	3,329	45.6	2
2 Joe Hicks (1972)	82	3,105	37.9	0
3 Philip Zavala (2009)	72	3,036	42.2	0
4 Harrison Waid (2010)	68	2,980	43.8	0
5 Will Hart (2021)	67	2,976	44.4	0
6 Joe Furlow (1996)	68	2,975	43.8	0
7 John McMillen (1971)	74	2,947	39.8	3
8 Waylon Prather (2005)	74	2,908	39.3	0
9 Bryce Crawford (2018)	65	2,870	44.2	0
10 Randy Cardin (1966)	66	2,786	42.2	2

PUNTING AVERAGE

(Minimum 3.6 punts per game played)

NAME (SEASON)	NO.	YDS.	AVG.	BLK
1 Michael Carrizosa (2015)	48	2,280	47.5	0
2 Michael Carrizosa (2017)	73	3,329	45.6	2
3 Will Hart (2021)	67	2,976	44.4	0
4 Michael Carrizosa (2016)	61	2,703	44.3	0
5 Bryce Crawford (2018)	65	2,870	44.2	0
6 Tim Morgan (1999)	57	2,510	44.0	0
7 Waylon Prather (2006)	63	2,771	43.9	0
8 Harrison Waid (2010)	68	2,980	43.8	0
9 Joe Furlow (1996)	68	2,975	43.8	0
10 Lee Myhre (1992)	54	2,316	42.9	0

KICKOFF RETURN AVERAGE

(Minimum 1.2 Returns/Game)

NAME (SEASON)	NO.	YDS.	AVG.	TD
1 Charles Pauley (2002)	31	978	31.5	2
2 Shamar Garrett (2020)	12	372	31.0	1
3 Walt Roberts (1963)	12	358	29.8	1
4 Deoncé Whitaker (1999)	14	396	28.3	1
5 Kendrick Starling (2003)	20	562	28.1	0
6 Tyler Ervin (2012)	22	599	27.2	2
7 Trestin George (2005)	16	436	27.2	1
8 Brandon Rutley (2008)	28	748	26.7	0
9 Mack Burton (1961)	14	368	26.1	0
10 Stan Webster (1978)	22	573	26.1	0

KICKOFF RETURNS – TOTAL YARDS

NAME (SEASON)	NO.	YDS.	AVG.	TD
1 Deoncé Whitaker (1998)	51	1,214	23.8	0
2 Charles Pauley (2002)	31	978	31.5	2
3 Sheldon Canley (1989)	40	959	23.9	1
4 John Broussard (2004)	34	850	25.0	1
5 Brandon Rutley (2008)	28	748	26.7	0
6 Brandon Rutley (2009)	38	725	19.1	0
7 Jacob French (2007)	31	677	21.8	0
8 Jimmie Lassiter (1970)	26	673	25.9	2
9 Tyler Ervin (2011)	28	672	24.0	1
10 Ronnie Yell (2010)	32	645	20.2	0

KICKOFF RETURNS – NUMBER OF RETURNS

NAME (SEASON)	NO.	YDS.	AVG.	TD
1 Deoncé Whitaker (1998)	51	1,214	23.8	0
2 Sheldon Canley (1989)	40	959	23.9	1

3 Brandon Rutley (2009)	38	725	19.1	0
4 John Broussard (2004)	34	850	25.0	1
5 Ronnie Yell (2010)	32	645	20.2	0
Stan Webster (1979)	32	624	19.5	0
7 Charles Pauley (2002)	31	978	31.5	2
Jacob French (2007)	31	677	21.8	0
9 Brandon Rutley (2008)	28	748	26.7	0
Tyler Ervin (2011)	28	672	24.0	1
Brandon Driver (2010)	28	644	23.0	0

PUNT RETURNS – TOTAL YARDS

NAME (SEASON)	NO.	YDS.	AVG.	TD
1 Heshimu Colar (1990)	37	366	9.9	0
2 Aubrey Minter (1941)	34	330	9.7	0
3 Jimmie Lassiter (1970)	25	323	12.9	1
4 Scott Wells (1987)	36	282	7.8	0
5 Dwight Lowery (2007)	19	273	14.4	1
6 Scott Wells (1988)	46	265	5.8	0
7 Omarr Smith (1997)	22	246	11.2	1
8 Charles Pauley (2002)	21	237	11.3	0
9 Billy Parton (1947)	13	233	17.9	1
10 Archie Chagonjian (1949)	18	228	12.7	0

PUNT RETURN AVERAGE

(Minimum 1.2 Returns/Game)

NAME (SEASON)	NO.	YDS.	AVG.	TD
1 Dwight Lowery (2007)	19	273	14.4	1
2 Jimmie Lassiter (1970)	25	323	12.9	1
3 Archie Chagonjian (1949)	18	228	12.7	0
4 Rich James (1975)	15	174	11.6	0
5 Omarr Smith (1998)	19	217	11.4	1
6 Charles Pauley (2002)	21	237	11.3	0
7 Omarr Smith (1997)	22	246	11.2	1
8 Jamall Broussard (2003)	16	174	10.9	1
9 Yonus Davis (2008)	14	151	10.8	0
10 Waking Bailey (1999)	21	222	10.6	1

PUNT RETURNS – NUMBER OF RETURNS

NAME (SEASON)	NO.	YDS.	AVG.	TD
1 Scott Wells (1988)	46	265	5.8	0
2 Heshimu Colar (1990)	37	366	9.9	0
3 Scott Wells (1987)	36	282	7.8	0
4 Aubrey Minter (1941)	34	330	9.7	0
5 Heshimu Colar (1991)	31	208	6.7	0
5 Eddie Thomas (1989)	31	173	5.6	0
7 K.C. Clark (1986)	29	177	6.1	0
8 Jimmie Lassiter (1970)	25	323	12.9	1
9 K.C. Clark (1983)	24	136	5.7	0
10 K.C. Clark (1984)	23	116	5.0	0

INTERCEPTIONS –

NUMBER OF INTERCEPTIONS

NAME (SEASON)	NO.	YDS.	AVG.	TD
1 Dwight Lowery (2006)	9	111	12.3	0
2 Gerald Jones (2002)	8	116	14.5	1
Don Peterson (1966)	8	110	13.8	0
Leroy Zimmerman (1939)	8	106	13.3	2
5 Harry Russell (1948)	7	153	21.9	0
Bené Benwikere (2012)	7	152	21.7	1
Dave Chaney (1971)	7	136	19.4	2
Gerald Small (1975)	7	104	14.9	2
Omarr Smith (1997)	7	80	11.4	0
Sherman Cocroft (1983)	7	76	10.9	0
Sherman Cocroft (1982)	7	72	10.3	0
Gill Byrd (1980)	7	69	9.9	0
Troy Jensen (1993)	7	60	8.6	0

INTERCEPTIONS – TOTAL YARDS

NAME (SEASON)	NO.	YDS.	AVG.	TD
1 Gerald Jones (2003)	6	178	29.7	2
2 Ken Thomas (1979)	5	165	33.0	3
3 Harry Russell (1948)	7	153	21.0	0
4 Bené Benwikere (2012)	7	152	21.7	1
5 Brian Barnard (1969)	4	150	37.5	1
6 John King (1986)	5	137	27.4	0
7 Dave Chaney (1971)	7	136	19.4	2
8 Jay Taylor (1987)	4	123	30.7	2
9 Gerald Small (1976)	4	121	30.3	0
Walt Roberts (1963)	5	121	26.2	1

TOTAL TACKLES (Since 1970)

NAME (SEASONS)	NO.
1 Randy Gill (1977)	232
2 Dave Chaney (1971)	207
2 Dave Chaney (1970)	206
4 Frank Manumaleuna (1978)	175
5 Frank Ginda (2017)	173
6 Matt Castelo (2006)	165
7 Keith Smith (2013)	159
8 Jim Singleton (1993)	144
9 Carl Ekern (1974)	142
10 Matt Castelo (2007)	141

TACKLES FOR LOSS (Since 1973)

NAME (SEASONS)	NO.
1 Bob Overly (1981)	24.5
2 Jarron Gilbert (2008)	22.0
3 Travis Johnson (2012)	21.5
4 Lyneil Mayo (1990)	21.0
5 Lyneil Mayo (1989)	20.5
6 Rayford Roberson (1978)	20.0
7 Raymond Bowles (1991)	19.5
8 Viliami Fehoko (2022)	19.0
9 Carl Ihenacho (2008)	18.5
10 Tony Ficklin (2004)	17.0

QUARTERBACK SACKS (Since 1979)

NAME (SEASONS)	NO.
1 Bob Overly (1981)	17.0
2 Lyneil Mayo (1989)	16.5
3 Lyneil Mayo (1990)	13.5
4 Travis Johnson (2012)	13.0
5 Terry McDonald (1984)	11.0
Rod Traylor (1980)	11.0
7 Sam Kennedy (1986)	10.5
Terry McDonald (1983)	10.5
9 Cade Hall (2020)	10.0
10 Jarron Gilbert (2008)	9.5
Raymond Bowles (1991)	9.5
12 Viliami Fehoko (2022)	9.0



Dwight Lowery



Charles Pauley



TOP PERFORMANCES

RUSHING YARDS

PLAYER	OPPONENT (SEASON)	YARDS
1 Tyler Ervin	Fresno State (2015)	300
2 Nathan DuPree	UNLV (1992)	286
3 Deoncé Whitaker	Hawaii (2000)	278
4 Deoncé Whitaker	Stanford (2000)	254
5 Sheldon Canley	UNLV (1990)	253
6 Johnny Johnson, Jr.	Utah State (1988)	228
7 Charley Harraway	Montana State (1965)	227
8 De'Leon Eskridge	Louisiana Tech (2012)	217
Johnny Johnson, Jr.	Washington (1988)	217
10 Kevin Cole	Montana (1978)	216
11 Kevin Cole	CS Long Beach (1978)	210
12 Brandon Rutley	New Mexico State (2009)	209
Deoncé Whitaker	UTEP (2000)	209
Harry Beck	Santa Clara (1950)	209
15 Sheldon Canley	New Mexico State (1989)	208
16 Tyson Thompson	Hawaii (2004)	203
Deoncé Whitaker	Saint Mary's (1999)	203
18 Nathan DuPree	Pacific (1992)	200
Jimmy Walsh	Santa Clara (1979)	200
Kairee Robinson	Fresno State (2023)	200

OPPONENT RUSHING YARDS

PLAYER	TEAM (SEASON)	YARDS
1 LaDainian Tomlinson	TCU (1999)	300
2 Donnel Pumphrey	San Diego State (2014)	281
3 Jason Cooper	Louisiana Tech (1994)	255
4 Ron Dayne	Wisconsin (1997)	254
Napoleon Kaufman	Washington (1994)	254
6 George Jones	San Diego State (1995)	253
7 Lennon Creer	Louisiana Tech (2010)	252
8 Keenan Reynolds	Navy (2014)	251
9 Ronney Jenkins	Brigham Young (1998)	250
10 ShanDerrick Charles	SMU (2001)	243

LONGEST RUNS

PLAYER	OPPONENT (SEASON)	YARDS
1 Charley Harraway	Pacific (1965)	94TD
2 Walt Roberts	Arizona State (1961)	92TD
3 Yonus Davis	Louisiana Tech (2006)	90TD
4 Tyler Ervin	Colorado State (2014)	89TD
5 Bill Walker	Montana (1952)	88TD
6 Malike Roberson	Portland State (2016)	87TD
Billy Parton	UC Santa Barbara (1946)	87
7 Tyson Thompson	Hawai'i (2004)	85TD
Maceo Barbosa	Fresno State (1991)	85TD
Chip Vargas	New Mexico State (1990)	85TD
10 Yonus Davis	New Mexico State (2005)	84TD
Frank Slaton	New Mexico (1968)	84
12 Tyler Ervin	UNLV (2014)	83TD
13 Jarmar Julien	Tulsa (2001)	80TD
Deoncé Whitaker	Louisiana State (1999)	80TD

OPPONENT LONG RUNS

PLAYER	TEAM (SEASON)	YARDS
1 Josh Levi	Fresno State (1999)	94TD
2 Napoleon Kaufman	Washington (1994)	91TD
3 Johnny Wilson	California (1954)	90
4 Jeremy McNichols	Boise State (2015)	88TD
5 Kerwynn Williams	Utah State (2012)	86TD
Marcus Rucker	Rice (2004)	86TD
John Winesberry	Stanford (1972)	86TD
8 Corey Dillon	Washington (1996)	85TD
9 Ryan Benjamin	Pacific (1992)	84TD
10 Adam Muema	San Diego State (2012)	83TD
Harold Haddock	Washington State (1960)	83TD

PASSING YARDS

PLAYER	OPPONENT (SEASON)	YARDS
1 David Fales	Fresno State (2013)	547
2 Scott Rislov	UTEP (2003)	543
3 Mike Perez	Pacific (1986)	508
4 Jordan La Secla	Louisiana Tech (2010)	496
5 David Fales	Wyoming (2013)	482
6 Marcus Arroyo	Nevada (2001)	476
7 Scott Rislov	Tulsa (2003)	470
8 Nick Starkel	New Mexico (2020)	467
David Fales	Utah State (2012)	467
Steve Clarkson	Toledo (1981)	467
Ed Luther	CS Long Beach (1979)	467
12 Josh Love	UNLV (2019)	465
13 Nick Starkel	Boise State (2020)	453
14 Josh Love	Hawaii (2018)	451
15 Ralph Martini	CS Fullerton (1990)	442
16 David Fales	Navy (2013)	440
17 David Fales	Minnesota (2013)	439
18 Josh Love	Boise State (2019)	438
19 Mike Perez	Pacific (1987)	437
20 Mike Perez	Fresno State (1986)	433
21 David Fales	Colorado State (2013)	431
22 Adam Tafralis	Utah State (2007)	426
Steve Clarkson	Fresno State (1981)	426
24 Ken Lutz	Oregon State (1988)	421
Ed Luther	Pacific (1979)	421
26 Mike Perez	UNLV (1987)	409
27 Scott Rislov	Illinois (2002)	408
28 Josh Love	Nevada (2019)	405
Josh Love	New Mexico (2019)	405
30 Steve DeBerg	Pacific (1976)	404
31 Josh Love	Arkansas (2019)	402

OPPONENT - PASSING YARDS (400 or more - 21 times)

PLAYER	TEAM (SEASON)	YARDS
1 Bryant Moniz	Hawai'i (2010)	560
2 Colt Brennan	Hawai'i (2007)	545
3 Derek Carr	Fresno State (2013)	519
4 Eric Bennett	Nevada (1995)	492
5 Jordan Love	Utah State (2018)	491
6 David Neill	Nevada (2001)	474
7 Troy Kopp	Pacific (1991)	471
8 Colby Cameron	Louisiana Tech (2012)	468
Gino Torretta	Miami (Fla.) (1989)	468
10 Mike Moschetti	Colorado (1999)	465
11 Chris Vargas	Nevada (1993)	457
12 Todd Dillon	CS Long Beach (1982)	453
13 Jon Denton	UNLV (1996)	432
14 Jesse Freitas	San Diego State (1973)	427
15 Jon Beutjer	Illinois (2002)	426

QUARTERBACK PASSING EFFICIENCY

PLAYER	OPPONENT (SEASON)	RATING
1 Marcus Arroyo	Nevada (2001)	298.02
2 Dale Rogers	Rice (2004)	297.28
3 Steve DeBerg	Pacific (1976)	263.35
4 David Fales	New Mexico State (2012)	257.69
5 Scott Rislov	UTEP (2003)	247.98
6 David Fales	Fresno State (2013)	228.33
7 David Fales	Wyoming (2013)	226.99
8 Joe Gray	Fresno State (2015)	222.03
9 Ed Luther	CS Long Beach (1979)	220.08
10 Steve Clarkson	UNLV (1982)	217.72
11 Tony Locy	CS Fullerton (1987)	217.05
12 Dan O'Dell	UNLV (1997)	215.12
13 Mike Perez	Pacific (1986)	214.29
14 Jeff Garcia	Hawaii (1991)	214.03
15 Adam Tafralis	New Mexico (2006)	213.64

TOP PERFORMANCES



NO. OF PASS RECEPTIONS			
PLAYER	OPPONENT (SEASON)		NO.
1	Tuati Wooden	Tulsa (2003)	15
	Steven Pulley	Stanford (1999)	15
	Guy Liggins	Fresno State (1986)	15
4	Tre Walker	UNLV (2019)	12
	Tre Walker	Arkansas (2019)	12
	Noel Grigsby	Hawai'i (2011)	12
	Doug Hooker	UNLV (1988)	12
	Kevin Evans	Utah State (1988)	12
	Kevin Bowman	Utah State (1984)	12
	Rick Parma	Pacific (1978)	12
11	Tre Walker	Fresno State (2018)	11
	Tim Crawley	Air Force (2016)	11
	Chandler Jones	San Diego State (2013)	11
	Noel Grigsby	Utah State (2012)	11
	Noel Grigsby	Idaho (2011)	11
	Noel Grigsby	Brigham Young (2011)	11
	Kevin Jurovich	UC Davis (2008)	11
	Kevin Jurovich	Louisiana Tech (2007)	11
	Brian Roche	San Diego State (1995)	11
	Johnny Johnson, Jr.	Pacific (1989)	11
	Kevin Evans	Oregon State (1988)	11
	Guy Liggins	Oregon State (1987)	11
	Stacey Bailey	CS Long Beach (1979)	11

OPPONENT - NO. OF PASS RECEPTIONS			
PLAYER	TEAM (SEASON)		NO.
1	Paul Dombrowski	New Mexico State (2005)	16
2	Bryant Reeves	Nevada (1992)	15
3	Ryan Grice-Mullen	Hawai'i (2007)	14
4	Davante Adams	Fresno State (2013)	13
	Cody Hoffman	BYU (2012)	13
	Alex Van Dyke	Nevada (1995)	13
7	Chris Williams	New Mexico State (2008)	12
	Davone Bess	Hawai'i (2007)	12
	Jason Rivers	Hawai'i (2007)	12
	Luke Powell	Stanford (2003)	12
	Nate Burleson	Nevada (2001)	12
	Donald Shoals	Tulsa (2001)	12
	Craig Stutzmann	Hawai'i (2000)	12

PASS RECEIVING YARDS			
PLAYER	OPPONENT (SEASON)		YARDS
1	Edell Shepherd	Nevada (2001)	269
2	Edell Shepherd	Stanford (2001)	264
3	Steven Pulley	Stanford (1999)	255
4	Kevin Jurovich	New Mexico State (2007)	233
5	Kevin Evans	Utah State (1988)	216
6	Tre Walker	Utah State (2018)	209
7	Bailey Gaither	New Mexico (2020)	208
8	Johnny Johnson, Jr.	Pacific (1989)	203
	Guy Liggins	Fresno State (1986)	203
10	Charles Pauley	Nevada (2001)	201

OPPONENT - PASS RECEIVING YARDS			
PLAYER	TEAM (SEASON)		YARDS
1	Nate Burleson	Nevada (2001)	326
2	Alex Van Dyke	Nevada (1995)	314
3	Davante Adams	Fresno State (2013)	264
4	Jerry Hendren	Idaho (1968)	228
5	Aaron Turner	Pacific (1991)	222
6	Kendall Smith	Utah State (1988)	208
7	Brian Roberson	Fresno State (1996)	204
8	Lucious Davis	New Mexico State (1994)	197
9	Tory Horton	Colorado State (2022)	196
10	Lynn James	Arizona State (1989)	193

LONG PASS PLAYS			
PASSER/RECEIVER	OPP. (SEASON)		YDS
1	Matt Veatch/Byron Jackson	Minnesota (1991)	95TD

2	Alli Abrew/Jacobbi Williams	Baylor (1994)	93TD
3	J.P. Greco/John Broussard	Boise State (2005)	90TD
	Scott Rislov/Juan Walden	Hawai'i (2002)	90TD
	Steve Clarkson/Tim Kearse	Utah State (1981)	90TD
6	Matt Veatch/Tony Jeffery	CS Long Beach (1989)	89TD
7	Marcus Arroyo/Edell Shepherd	Fresno State (2001)	87TD
8	Joe Gray/Jabari Carr	Fresno State (2014)	86TD
9	Adam Tafrales/John Broussard	Fresno State (2006)	85TD
	Chon Gallegos/Mack Burton	Pacific (1962)	85TD

OPPONENT - LONG PASS PLAYS				
PASSER/RECEIVER	YEAR	TEAM		YARDS
1	Brett Smith/Robert Herron	2013	Wyoming	93TD
2	Dan Neill/Nate Burleson	2001	Nevada	91
3	Colby Cameron/Quinton Patton	2011	Louisiana Tech	90TD
4	Cody Pickett/Reggie Williams	2002	Washington	89TD
	Eric Bennett/Alex Van Dyke	1995	Nevada	89TD
6	Jordan Love/Darwin Thompson	2018	Utah State	88TD
7	Mike Speltz/J.J. Celestine	1988	CS Fullerton	87TD
8	Brent Snyder/Kendall Smith	1988	Utah State	86TD
9	Mike Pitz/Ron Woods	1983	Pacific	85TD
10	Oliver Cruz/Terrance Minor	2002	UTEP	83TD
	Maddux Madsen/Eric McAlister	2023	Boise State	83TD

LONG PUNTS			
PLAYER	YEAR		LENGTH
1	Leroy Zimmerman	1938	80
2	Joe Hicks	1971	77
3	Tim Morgan	1998	76
	Tom Diehl	1986	76
5	Lee Myhre	1992	75
6	Joe Furlow	1996	74
7	Michael Carrizosa	2015	73
8	Harrison Waid	2011	72
	Harrison Waid	2010	72
	Waylon Prather	2006	72
	Joe Furlow	1996	72
	John McMillen	1971	72
	Will Hart	2021	72

OPPONENT - LONG PUNTS			
PLAYER	TEAM (SEASON)		YARDS
1	Jeff Carter	CS Long Beach (1963)	80
	Craig Holworthy	Fresno State (1973)	80
3	Preston Loos	Colorado State (1997)	79
4	Danny White	Arizona State (1973)	77
5	Ryan Marks	Utah State (2023)	75
6	Robert Malone	Fresno State (2008)	74
7	Guy McClure	Utah State (1978)	73
	Joe Zuger	Arizona State (1960)	73
9	Pete Kontodiakos	Colorado State (2012)	72
	Kyle Stringer	Boise State (2004)	72

LONG FIELD GOALS			
PLAYER	OPPONENT (YEAR)		LENGTH
1	Joe Nedney	Wyoming (1992)	60
2	Bryce Crawford	Utah State (2017)	53
3	Bryce Crawford	Wyoming (2017)	52
	Bryce Crawford	Hawai'i (2017)	52
	Lou Rodriguez	Oregon (1975)	52
	Ron Ploger	New Mexico (1974)	52
	Larry Barnes	UC Santa Barbara (1971)	52
8	Bryce Crawford	Fresno State (2017)	51
	Bryce Crawford	Utah (2017)	51
	Austin Lopez	Hawai'i (2013)	51
	Tony Brown	Fresno State (1985)	51



TOP PERFORMANCES

OPPONENT LONG FIELD GOALS

PLAYER	TEAM (SEASON)	YARDS
1 Dene Garner	Utah State (1985)	58
Chris Mangold	Oregon State (1982)	58
3 Matt Gay	Utah (2017)	56
4 Trey Farquhar	Idaho (2011)	55
5 Nick Garritano	UNLV (1994)	54
John Hopkins	Stanford (1989)	54
7 Jared Roberts	Colorado State (2014)	53
8 Colin Root	Northern Colorado (2019)	52
Dominick Eberle	Utah State (2017)	52
Trey Farquhar	Idaho (2009)	52
Aaron Zagory	Stanford (2008)	52
Derek Belch	Stanford (2007)	52
Luis Zendejas	Arizona State (1984)	52

LONG KICKOFF RETURNS

PLAYER	OPPONENT (SEASON)	YARDS
1 Jimmie Lassiter	California (1971)	102TD
2 Tim Kearse	CS Long Beach (1982)	100TD
Bob Triplett	California (1976)	100TD
4 Trestin George	Nevada (2003)	99TD
Marv Johnson	Saint Mary's (1949)	99TD
6 Shamar Garrett	Nevada (2020)	98TD
Charles Pauley	UTEP (2002)	98TD
Frank Slaton	(1969)	98TD
9 Tyler Ervin	San Diego State (2012)	97TD
Charles Pauley	Stanford (2002)	97TD
Sheldon Canley	Fresno State (1989)	97TD
Jimmie Lassiter	New Mexico (1970)	97TD

OPPONENT LONG KICKOFF RETURNS

PLAYER	TEAM (SEASON)	YARDS
1 Marion Motley	Nevada (1948)	105TD
2 Jamaal Fenner	UTEP (2001)	98TD
3 Jamie Kimbrough	Fresno State (1998)	96TD
Zachariah Branch	USC (2023)	96TD
5 Kaegun Williams	San Diego State (2019)	95TD
Charlie Smith	Fresno State (1987)	95TD
Jordan Byrd	San Diego State (2022)	95TD
8 Chad Owusu	Stanford (2009)	94TD
9 David Dunn	Stanford (1995)	91TD
10 Nate Washington	New Mexico State (1990)	88TD

LONG PUNT RETURNS

PLAYER	OPPONENT (SEASON)	YARDS
1 Jerry Colletto	Oregon (1963)	91TD
2 Billy Parton	San Diego State (1947)	90TD
3 Garry Maddocks	CS Long Beach (1975)	89TD
4 Omarr Smith	Fresno State (1998)	88TD
5 Bill Hubbard	San Mateo JC (1928)	86TD
6 Tyler Ervin	Georgia State (2015)	85TD
7 Dwight Lowery	Hawaii (2007)	84TD
Omarr Smith	UTEP (1997)	84TD
9 Waking Bailey	UTEP (1999)	81TD
10 Bill Hubbard	Sacramento JC (1928)	80TD
Bill Hubbard	Chico (1928)	80TD
Bill Foote	Pacific (1942)	80

OPPONENT LONG PUNT RETURNS

PLAYER	TEAM (SEASON)	YARDS
1 Tony Waters	West Texas State (1964)	94TD
2 Wilton Davis	Hardin-Simmons (1947)	90TD
3 Philip Livas	Louisiana Tech (2010)	88TD
4 Kevin Robinson	Utah State (2005)	87TD
5 Eddie Lewis	San Diego State (1997)	79TD
6 Paul Horn	Long Beach (1974)	77
7 Robert Tomlinson	San Diego State (1948)	74
8 Chad Owens	Hawaii (2004)	71TD
9 Michael Fletcher	Oregon (1998)	70TD
Dion Frazier	BYU (1961)	70TD

LONG INTERCEPTION RETURNS

PLAYER	OPPONENT (SEASON)	YARDS
1 Gerald Jones	Nevada (2003)	99TD
2 Michael Dansby	Fresno State (2023)	98TD
3 Ron Ockimey	Hawai'i (2000)	94TD
4 Kyle Flynn	New Mexico State (2008)	90TD
5 Ken Thomas	Utah State (1979)	89TD
6 Brian Barnard	Pacific (1969)	85TD
7 Marv Johnson	Fresno State (1949)	83TD
8 Freddie Payton	Oregon (1985)	78TD
9 Patrick Battle	SMU (2000)	77TD
10 Dennis Parker	Oregon (1963)	75TD
Don Dambacher	Mexico (1949)	75TD
Bill Lewis	1937	75TD

OPPONENT LONG INTERCEPTION RETURNS

PLAYER	TEAM (SEASON)	YARDS
1 Dameon Baber	Nevada (2017)	100TD
Frank Ditta	Houston (1971)	100TD
3 Tank Calais	Louisiana Tech (2009)	96TD
Thomas Williams	CS Fullerton (1988)	96TD
5 Arron Mosby	Fresno State (2018)	95TD
Bob Phair	Pacific (1964)	95TD
7 Thomas Williams	CS Fullerton (1988)	86TD
8 Rashad Bauman	Oregon (1998)	80TD
9 Steve Roberts	Pacific (1987)	79TD
10 Alan Grant	Stanford (1988)	78TD

LONG FUMBLE RETURNS (since 1977)


PLAYER	OPPONENT (SEASON)	YARDS
1 Troy Jensen	Stanford (1992)	95TD
2 Gerald Jones	Arkansas State (2002)	72TD
3 Sam Sherrod	Hawai'i (1998)	61TD
4 Damaja Jones	New Mexico (2006)	57
5 Chris Willis	Southwest Louisiana (1994)	55TD
6 Ron Ockimey	Stanford (1999)	38TD
7 Bené Benwikere	New Mexico State (2012)	37TD
8 Willie Nevels	CS Long Beach (1978)	36TD
9 Marshall Blount	Hawai'i (1999)	29TD
10 Anthony Washington	Cal State Fullerton (1992)	24TD

MOST TACKLES (since 1970)

PLAYER	OPPONENT (SEASON)	TACKLES
1 Frank Manumaleuga	Colorado (1978)	27 (15+12)
Dave Chaney	Fresno State (1971)	27 (18+9)
3 Dave Chaney	Fresno State (1970)	26 (21+5)
4 Randy Gill	Pacific (1977)	25 (15+10)
5 Ezekiel Staples	Rice (2004)	24 (6+18)
Jacob Malae	Washington (1996)	24 (12+12)
5 Randy Gill	San Diego State (1977)	24 (15+9)
8 Dave Albright	Cal State Fullerton (1983)	23 (4+19)
9 Eric Wilson	Rice (2004)	22 (8+14)
Carl Ekern	Hawai'i (1975)	22 (17+5)
Dave Chaney	Fresno State (1971)	22 (7+15)



Jerry Colletto



Jimmie Lassiter



Joe Nedney

TOP PERFORMANCES



TEAM TOTAL OFFENSE

OPPONENT	DATE	YARDS
1 Nevada	Nov. 10, 2001	849
2 Tulsa	Oct. 27, 2001	746
3 Fresno State	Nov. 29, 2013	736
4 Pacific	Oct. 25, 1986	724
5 New Hampshire	Sept. 3, 2015	707
6 Mexico	Dec. 4, 1948	702
7 CS Fullerton	Nov. 3, 1990	670
8 UTEP	Nov. 8, 2003	664
9 Utah State	Oct. 22, 1988	654
10 Louisiana Tech	Oct. 28, 2006	644
11 Portland State	Sept. 10, 2016	642
Wyoming	Oct. 26, 2013	642
13 CS Long Beach	Oct. 27, 1979	623
14 CS Long Beach	Oct. 13, 1990	621
15 Pacific	Oct. 19, 1991	616
16 Pacific	Nov. 13, 1976	611
17 Louisiana Tech	Nov. 24, 2012	610
18 UNLV	Nov. 11, 1988	609
UNLV	Oct. 31, 1992	609
20 Colorado State	Oct. 12, 2013	608
21 Navy	Nov. 22, 2013	600

OPPONENT TOTAL OFFENSE

TEAM	DATE	YARDS
1 Utah State	Nov. 10, 2018	804
2 Nevada	Nov. 10, 2001	791
3 Colorado	Sept. 11, 1999	767
4 Washington	Nov. 16, 1996	734
5 Nevada	Sept. 24, 1948	708
6 Nevada	Nov. 18, 1995	696
7 Fresno State	Nov. 20, 1999	685
8 Stanford	Sept. 21, 1968	681
9 Nevada	Nov. 8, 2009	665
10 Boise State	Oct. 26, 2002	650

TEAM RUSHING YARDS

OPPONENT	DATE	YARDS
1 UC Santa Barbara	Oct. 21, 1949	487
2 Fresno State	Oct. 10, 1952	486
3 Louisiana Tech	Oct. 28, 2006	476
4 Brigham Young	Nov. 7, 1952	465
5 Tulsa	Oct. 27, 2001	464
6 Mexico	Dec. 4, 1948	440
7 San Diego State	Nov. 27, 1952	435
8 Portland State	Sept. 10, 2016	409
9 Santa Clara	Oct. 7, 1950	389
10 Idaho	Sept. 18, 1953	378

OPPONENT RUSHING YARDS

TEAM	DATE	YARDS
1 Rice	Oct. 2, 2004	570
2 Washington	Nov. 16, 1996	559
3 San Diego State	Nov. 4, 2017	554
4 Nevada	Nov. 8, 2009	517
5 Nebraska	Sept. 2, 2000	505
6 Air Force	Aug. 31, 1996	498
7 USF	Oct. 12, 1951	471
8 Pacific	Nov. 8, 1958	459
9 Air Force	Nov. 19, 2016	458
10 New Mexico	Oct. 1, 2016	446
Virginia	Oct. 3, 1998	446

TEAM PASSING YARDS

OPPONENT	DATE	YARDS
1 Fresno State	Nov. 29, 2013	577
2 UTEP	Nov. 8, 2003	547
3 Nevada	Nov. 10, 2001	534
4 Pacific	Nov. 13, 1976	523
5 Pacific	Nov. 25, 1986	508
6 Pacific	Nov. 7, 1987	506
7 CS Fullerton	Nov. 3, 1990	504
8 Louisiana Tech	Nov. 27, 2010	496
9 Wyoming	Oct. 26, 2013	482
10 New Mexico	Oct. 31, 2020	481
11 Tulsa	Nov. 22, 2003	470
12 Utah State	Oct. 13, 2012	467
CS Long Beach	Oct. 27, 1979	467
14 UNLV	Nov. 23, 2019	465
15 Boise State	Dec. 19, 2020	453
16 Fresno State	Nov. 23, 2001	450
17 Navy	Nov. 22, 2013	440
18 Minnesota	Sept. 21, 2013	439
Fresno State	Oct. 3, 1981	439
20 Boise State	Nov. 2, 2019	438

OPPONENT PASSING YARDS

TEAM	DATE	YARDS
1 Hawai'i	Nov. 20, 2010	593
2 Nevada	Nov. 10, 2001	565
3 Nevada	Nov. 18, 1995	527
4 Fresno State	Nov. 29, 2013	519
5 Utah State	Nov. 10, 2018	510
6 Hawai'i	Oct. 28, 2000	492
7 Louisiana Tech	Nov. 24, 2012	483
Pacific	Oct. 19, 1991	483
9 Colorado	Sept. 11, 1999	474
10 Miami (Fla.)	Oct. 14, 1989	468

TEAM TOTAL DEFENSE

OPPONENT	DATE	YARDS
1 Mexico	Dec. 4, 1948	-11
2 Texas A&I	Sept. 18, 1939	5
3 Montana State	Sept. 15, 1939	19
4 UC Santa Barbara	Oct. 27, 1939	37
5 Loyola (Calif.)	Nov. 17, 1939	40
5 San Diego State	Oct. 29, 1938	40
5 Humboldt State	Oct. 7, 1938	40
8 Hawai'i	Nov. 30, 1957	41
9 Pacific	Oct. 21, 1938	49
10 San Diego State	Oct. 25, 1947	50

OPPONENT TOTAL DEFENSE

OPPONENT	DATE	YARDS
1 UTEP	Oct. 22, 1966	-10
2 Wyoming	Oct. 25, 1969	39
3 San Diego State	Oct. 15, 1966	56
4 Arizona State	Nov. 7, 1970	78
5 Stanford	Nov. 13, 1971	80
6 Arizona State	Sept. 15, 1984	81
7 Stanford	Sept. 18, 1948	87
8 San Diego State	Oct. 17, 1970	88
9 Arizona State	Sept. 16, 1967	106
10 Utah State	Nov. 12, 1966	119

TEAM RUSHING DEFENSE

OPPONENT	DATE	ATT.	YARDS
1 San Diego State	Nov. 6, 1971	36	-49
2 New Mexico State	Sept. 3, 1988	26	-31
3 Utah State	Oct. 31, 1987	15	-30
4 Pacific	Nov. 14, 1981	30	-27
5 CS Long Beach	Nov. 15, 1986	26	-17
6 Mexico	Sept. 10, 1949		-16
7 Redlands	Nov. 10, 1939		-13
9 UNLV	Nov. 23, 1996	16	-10
9 Loyola (Calif.)	Nov. 17, 1939		-10
10 Cal Poly-SLO	Oct. 16, 1948	29	-9

OPPONENT RUSHING DEFENSE

OPPONENT	DATE	ATT.	YARDS
1 UTEP	Oct. 22, 1966	43	-106
2 Wyoming	Nov. 4, 1967	25	-52
3 Hawai'i	Nov. 6, 1999	18	-37
4 Stanford	Sept. 14, 1985	23	-31
5 Oregon	Oct. 8, 1960	34	-29
6 Fresno State	Nov. 19, 1966	38	-26
7 Nevada	Nov. 15, 2008	16	-23
8 Arizona State	Sept. 16, 1967	42	-22
9 CS Long Beach	Oct. 16, 1982	22	-18
10 Bowling Green	Dec. 27, 2012	23	-15
Utah State	Sept. 21, 1985	25	-15
12 San Diego State	Oct. 4, 1969	34	-14
13 Boise State	Oct. 16, 2010	29	-12
14 Wyoming	Nov. 7, 1959	24	-7
15 San Diego State	Oct. 15, 1966	34	-5

TEAM PASSING DEFENSE

OPPONENT	DATE	YARDS
1 Fresno State	Nov. 24, 1939	-25
2 Texas A&I	Sept. 18, 1939	-11
3 Hawai'i	Nov. 30, 1957	-9
4 Pacific	Oct. 30, 1948	-1
5 CS Fullerton	Oct. 10, 1992	0
BYU	Sept. 23, 1960	0
Drake	Nov. 30, 1939	0
Pacific	Oct. 1, 1938	0
9 Denver	Sept. 18, 1959	2
10 Puget Sound	Oct. 11, 1947	3

OPPONENT PASSING DEFENSE

OPPONENT	DATE	YARDS
1 Oregon	Sept. 20, 1975	3
2 Pacific	Nov. 18, 1950	7
2 Wyoming	Oct. 25, 1969	7
4 Oregon	Oct. 6, 1962	11
5 Cal Poly	Nov. 2, 1957	14
6 San Diego State	Nov. 12, 1948	18
7 BYU	Sept. 25, 1953	20
7 Stanford	Sept. 18, 1948	20
9 Washington	Oct. 9, 2004	22
10 Santa Clara	Nov. 16, 1979	28



YEAR-BY-YEAR LEADERS

Passing Leaders

Year	Name	PA	PC	Yds.
1938	Leroy Zimmerman	85	51	689
1939	Leroy Zimmerman	84	35	459
1940	Deward Tornell	89	45	501
1941	Allen Hardisty	81	30	281
1942 & 46	Not available			
1947	Jim Jackson	122	49	799
1948	Chuck Hughes	115	47	757
1949	Gene Menges	182	99	1,490
1950	Gene Menges	126	56	999
1951	Lynn Aplanalp	95	55	592
1952	Lynn Aplanalp	139	71	1,157
1953	Larry Rice	78	33	446
1954	Benny Pierce	85	42	577
1955	Tony Teresa	89	39	709
1956	Bob Reinhart	172	90	1,138
1957	Dick Vermeil	84	43	580
1958	Emmett Lee	116	63	580
1959	Emmett Lee	150	86	973
1960	Mike Jones	152	71	1,049
1961	Chon Gallegos	197	117	1,480
1962	Rand Carter	168	90	902
1963	Rand Carter	135	74	920
1964	Ken Berry	188	94	1,101
1965	Ken Berry	202	94	1,593
1966	Danny Holman	260	160	1,925
1967	Danny Holman	221	110	1,403
1968	Russ Munson	110	54	701
1969	Ivan Lippi	301	105	1,395
1970	Ivan Lippi	241	109	1,499
1971	Dave Ellis	159	73	977
1972	Craig Kimball	323	145	1,798
1973	Craig Kimball	305	165	1,940
1974	Craig Kimball	355	175	2,401
1975	Roger Profitt	258	113	1,661
1976	Steve DeBerg	262	141	2,084
1977	Ed Luther	268	126	1,527
1978	Ed Luther	386	205	2,275
1979	Ed Luther	415	241	3,049
1980	Steve Clarkson	213	103	1,365
1981	Steve Clarkson	402	206	2,906
1982	Steve Clarkson	340	196	2,485
1983	Jon Carlson	290	153	1,961
1984	Bob Frasco	387	221	2,688
1985	Doug Allen	290	142	1,717
1986	Mike Perez	384	228	2,934
1987	Mike Perez	408	243	3,260
1988	Ken Lutz	321	199	2,547
1989	Matt Veatch	234	123	1,722
1990	Ralph Martini	362	204	2,928
1991	Matt Veatch	206	110	1,752
1992	Jeff Garcia	371	209	2,418
1993	Jeff Garcia	356	196	2,608
1994	Alli Abrew	270	135	1,743
1995	Carl Dean	302	182	2,214
1996	Carl Dean	369	191	2,449
1997	Dan O'Dell	180	87	1,130
1998	Chris Kasteler	221	115	1,505
1999	Chris Kasteler	350	193	2,239
2000	Marcus Arroyo	326	166	2,334
2001	Marcus Arroyo	261	141	1,905
2002	Scott Rislov	449	275	3,251
2003	Scott Rislov	437	261	3,016
2004	Dale Rogers	181	96	1,389
2005	Adam Tafralis	286	142	1,810
2006	Adam Tafralis	276	181	2,284
2007	Adam Tafralis	400	251	3,022
2008	Kyle Reed	253	162	1,563
2009	Jordan La Secla	304	182	1,926
2010	Jordan La Secla	391	231	2,860


2011	Matt Faulkner	422	274	3,149
2012	David Fales	451	327	4,193
2013	David Fales	487	312	4,189
2014	Joe Gray	330	210	2,305
2015	Kenny Potter	270	182	1,984
2016	Kenny Potter	307	183	2,273
2017	Montel Aaron	225	126	1,531
2018	Josh Love	289	162	1,963
2019	Josh Love	481	293	3,923
2020	Nick Starkel	254	163	2,174
2021	Nick Starkel	248	128	1,654
2022	Chevan Cordeiro	427	259	3,251
2023	Chevan Cordeiro	362	223	2,773

Rushing Leaders

Year	Name	Att.	Yds.
1938	Leroy Zimmerman	88	422
1939	Carlton Peregoy	153	514
1940	Bud Nygren	100	624
1941	Allen Hardisty	147	450
1942 & 46	Not available		
1947	Jack Donaldson	89	609
1948	Frank Mangini	85	521
1949	Harry Russell	95	688
1950	Harry Beck	119	830
1951	Gibby Mendonsa	60	312
1952	Dick Stults	118	801
1953	Larry Matthews	67	461
1954	Roy Hiram	61	395
1955	Stan Beasley	107	522
1956	Harvel Pollard	65	320
1957	Harvel Pollard	76	313
1958	Sam Dawson	57	339
1959	Oneal Cuterry	100	491
1960	Johnny Johnson, Sr.	92	523
1961	Johnny Johnson, Sr.	124	597
1962	Johnny Johnson, Sr.	151	579
1963	Herb Engel	95	280
1964	Charley Harraway	69	270
1965	Charley Harraway	159	792
1966	Jamie Townsend	58	156
1967	Walt Shockley	85	341
1968	Frank Slaton	59	287
1969	Larry Merlini	109	423
1970	Dale Knott	136	409
1971	Lawrence Brice	135	592
1972	Dale Knott	122	271
1973	Larry Lloyd	237	764
1974	Walt Robinson	174	617
1975	Rick Kane	161	823
1976	Rick Kane	210	1,144
1977	Kevin Cole	200	755
1978	Kevin Cole	204	1,154
1979	Jewerl Thomas	154	825
1980	Gerald Willhite	245	1,210
1981	Gerald Willhite	297	1,154
1982	Bobby Johnson	142	644
1983	Bobby Johnson	214	914
1984	Frank Robinson	129	546
1985	K.C. Clark	89	429
1986	Kenny Jackson	268	1,117
1987	Kenny Jackson	200	870
1988	Johnny Johnson, Jr.	233	1,219
1989	Sheldon Canley	258	1,201
1990	Sheldon Canley	296	1,248
1991	Maceo Barbosa	207	999
1992	Nathan DuPree	236	1,239
1993	Nathan DuPree	136	737
1994	Patrick Walsh	119	467
1995	Donald Lindsey	164	805
1996	Patrick Walsh	104	386




Larry Matthews




Rick Kane



Gene Menges



Lynn Aplanalp



Craig Kimball

YEAR-BY-YEAR LEADERS



2000	Deoncé Whitaker	224	1,577
2001	Jarmar Julien	174	820
2002	Lamar Ferguson	128	634
2003	Lance Martin	119	520
2004	Tyson Thompson	151	811
2005	Yonus Davis	95	638
2006	Yonus Davis	163	1,007
2007	Jacob French	101	331
2008	Yonus Davis	120	558
2009	Lamon Muldrow	131	592
2010	Brandon Rutley	129	461
2011	Brandon Rutley	216	903
2012	De'Leon Eskridge	207	1,025
2013	Jarrod Lawson	164	788
2014	Tyler Ervin	158	888
2015	Tyler Ervin	294	1,601
2016	Malike Roberson	99	508
2017	Tyler Nevens	163	670
2018	Tyler Nevens	136	554
2019	DeJon Packer	125	567
2020	Tyler Nevens	66	525
2021	Tyler Nevens	166	804
2022	Kairee Robinson	157	752
2023	Kairee Robinson	170	1,194

Pass Receiving Leaders

Year	Name	No.	Yds.
1938	Gene Rocchi	16	207
1939	Johnny Allen	11	206
	Buell Clement	11	180
	Morris Manoogian	11	109
1940	Johnny Allen	21	373
1941	Aubrey Minter	12	55
1942	Not available		
1946	Not available		
1947	Junior Morgan	18	218
1948	Billy Wilson	11	251
	Junior Morgan	11	211
1949	Junior Morgan	25	468
1950	Billy Wilson	21	369
1951	Bob Osborne	14	282
1952	Bob Amaral	18	369
1953	Larry Matthews	8	126
1954	Clarence Wessman	13	227
1955	Mel Powell	12	288
1956	Art Powell	40	583
1957	Harvel Pollard	15	179
1958	Dan Colchico	23	277
1959	Oneal Cuterry	29	378
1960	Mack Burton	23	376
1961	Oscar Donahue	35	527
1962	Dave Johnson	23	352
1963	Cass Jackson	33	361
1964	John Owens	19	164
1965	Steve Cox	38	513
1966	Steve Cox	54	653
1967	Dwight Tucker	20	354
1968	Glenn Messengale	19	196
1969	Butch Ellis	46	691
1970	Dale Knott	26	251
1971	Eric Dahl	27	563
1972	Chris Moyneur	46	559
1973	Ike McBee	43	712
1974	Ike McBee	33	466
1975	Garry Maddocks	28	452
1976	Garry Maddocks	32	557

1977	Steve Joyce	29	444
1978	Rick Parma	31	374
1979	Stacey Bailey	45	296
1980	Gerald Willhite	55	492
1981	Tim Kearse	71	946
1982	Tim Kearse	51	799
1983	Eric Richardson	54	911
1984	Kevin Bowman	54	652
1985	Randy Walker	32	253
1986	Guy Liggins	72	983
1987	Guy Liggins	77	1,208
1988	Kevin Evans	61	887
	Johnny Johnson, Jr.	61	668
1989	Sheldon Canley	42	353
1990	Bobby Blackmon	39	599
1991	Bobby Blackmon	38	590
1992	Brian Lundy	38	679
1993	Brian Lundy	46	712
1994	Jacobbi Williams	34	575
1995	Brian Roche	66	729
1996	Windrell Hayes	58	848
1997	Oliver Newell	58	942
1998	Oliver Newell	39	583
1999	Steven Pulley	54	772
2000	Edell Shepherd	42	707
2001	Edell Shepherd	83	1,500
2002	Jamall Broussard	62	681
2003	Tuati Wooden	61	780
2004	Rufus Skillern	40	588
2005	Rufus Skillern	36	561
2006	James Jones	70	893
2007	Kevin Jurovich	85	1,183
2008	David Richmond	72	832
2009	Kevin Jurovich	60	777
2010	Jalal Beauchman	60	835
2011	Noel Grigsby	89	886
2012	Noel Grigsby	82	1,307
2013	Chandler Jones	79	1,356
2014	Tyler Winston	78	694
2015	Billy Freeman	48	586
2016	Tim Crawley	55	648
2017	Tre Hartley	37	527
2018	Josh Oliver	56	709
2019	Tre Walker	79	1,161
2020	Bailey Gaither	41	725
2021	Derrick Deese, Jr.	47	730
2022	Elijah Cooks	69	1,076
2023	Nick Nash	48	728

Pass Receiving Yardage Leaders

Year	Name	No.	Yds.
1938	Jack Hilton	13	246
1939	Johnny Allen	11	206
1940	Johnny Allen	21	373
1941	Bill Donnelly	11	173
1942	Not available		
1946	Not available		
1947	Billy Parton	10	225
1948	Billy Wilson	11	251
1949	Junior Morgan	25	468
1950	Billy Wilson	21	369
1951	Bob Osborne	14	282
1952	Bob Amaral	18	369
1953	Larry Matthews	8	126

1954	Clarence Wessman	13	227
1955	Mel Powell	12	288
1956	Art Powell	40	583
1957	Dan Colchico	13	245
1958	Dan Colchico	23	277
1959	Oneal Cuterry	29	378
1960	Mack Burton	23	376
1961	Oscar Donahue	35	527
1962	Dave Johnson	23	352
1963	Walt Roberts	23	477
1964	Bob Bonds	17	239
1965	Steve Cox	38	513
1966	Steve Cox	54	653
1967	Dwight Tucker	20	354
1968	John Crivello	17	257
1969	Butch Ellis	46	691
1970	Al Ghysels	22	329
1971	Eric Dahl	27	563
1972	Chris Moyneur	46	559
1973	Ike McBee	43	712
1974	Ike McBee	33	466
1975	Garry Maddocks	28	452
1976	Garry Maddocks	32	557
1977	Steve Joyce	29	444
1978	Rick Parma	31	374
1979	Mark Nichols	29	773
1980	Stacey Bailey	30	686
1981	Tim Kearse	71	946
1982	Tim Kearse	51	799
1983	Eric Richardson	54	911
1984	Tony Smith	50	815
1985	Kenny Hash	29	412
1986	Guy Liggins	72	983
1987	Guy Liggins	77	1,208
1988	Kevin Evans	61	887
1989	Kevin Evans	41	754
1990	Bobby Blackmon	39	599
1991	Walter Brooks, Jr.	27	633
1992	Brian Lundy	38	679
1993	Brian Lundy	46	712
1994	Jacobbi Williams	34	575
1995	Brian Roche	66	729
1996	Windrell Hayes	58	848
1997	Oliver Newell	58	942
1998	Oliver Newell	39	583
1999	Steven Pulley	54	772
2000	Rashied Davis	40	785
2001	Edell Shepherd	83	1,500
2002	Charles Pauley	60	804
2003	Tuati Wooden	61	780
2004	Rufus Skillern	40	588
2005	Rufus Skillern	36	561
2006	James Jones	70	893
2007	Kevin Jurovich	85	1,183
2008	David Richmond	72	832
2009	Kevin Jurovich	60	777
2010	Jalal Beauchman	60	835
2011	Noel Grigsby	89	886
2012	Noel Grigsby	82	1,307
2013	Chandler Jones	79	1,356
2014	Tyler Winston	78	694
2015	Billy Freeman	48	586
2016	Tim Crawley	55	648
2017	Tre Hartley	37	527
2018	Tre Walker	39	714
2019	Tre Walker	79	1,161
2020	Bailey Gaither	41	725
2021	Derrick Deese, Jr.	47	730

2022	Elijah Cooks	69	1,076
2023	Nick Nash	48	728

Scoring Leaders

Year	Name	Pts.
1938	Herm Zetterquist	36
1939	Leroy Zimmerman	58
1940	Not available	
1941	Fred Lindsey	54
1942	Not available	
1946	Not available	
1947	Jack Donaldson	48
1948	Billy Wilson	55
1949	Jack Donaldson	72
1950	Harry Beck	72
1951	Frank Morris	36
1952	Dick Stults	66
1953	Joe Ulm	66
1954	Roy Hiram	54
1955	Stan Beasley	40
1956	Art Powell	30
1957	Ray Norton	24
1958	Sam Dawson	26
1959	Oneal Cuterry	44
1960	Johnny Johnson, Sr.	68
1961	Mack Burton	50
1962	Johnny Johnson, Sr.	68
1963	Walt Roberts	46
1964	Bob Bonds	32
1965	Charley Harraway	84
1966	S.T. Saffold	24
1967	Clarence Kelley	30
1968	Russ Munson	34
1969	Frank Slaton	32
1970	Dale Knott	54
1971	Eric Dahl	48
1972	Dale Knott	50
1973	Ron Ploger	53
1974	Ron Ploger	71
1975	Lou Rodriguez	77
1976	Rick Kane	54
1977	Kevin Cole	60
1978	Jewerl Thomas	48
1979	Mark Nichols	68
1980	Gerald Willhite	86
1981	Gerald Willhite	84
1982	Mike Berg	58
1983	Dave Criswell	62
1984	Tony Smith	54
1985	Tony Brown	47
1986	Sergio Olivarez	86
1987	Kenny Jackson	98
1988	Johnny Johnson, Jr.	116
1989	Sheldon Canley	90
1990	Sheldon Canley	90
1991	Joe Nedney	68
1992	Joe Nedney	72
1993	Joe Nedney	54
1994	Joe Nedney	42
1995	Joe Furlow	59
1996	Joe Furlow	51
1997	Oliver Newell	66
1998	David Silberstein	57
1999	Deoncé Whitaker	74
2000	Deoncé Whitaker	98
2001	Edell Shepherd	84
2002	Nick Gilliam	78
2003	Jeff Carr	61



YEAR-BY-YEAR LEADERS

2004	Jeff Carr	70
2005	Jared Strubeck	61
2006	James Jones	66
2007	Kevin Jurovich	54
2008	Jared Strubeck	62
2009	Tyler Cope	37
2010	Harrison Waid	63
2011	Jens Alvernik	80
2012	Austin Lopez	105
2013	Austin Lopez	105
2014	Austin Lopez	63
2015	Tyler Ervin	96
2016	Bryce Crawford	79
2017	Bryce Crawford	62
2018	Bryce Crawford	67
2019	Matt Mercurio	97
2020	Matt Mercurio	53
2021	Matt Mercurio	72
2022	Taren Schive	73
2021	Kairee Robinson	120

Kickoff Return Leaders

Year	Name	No.	Avg.
1947	Harry Russell	6	22.9
1948	Billy Parton	7	20.3
1949	Archie Chagonjian	8	31.1
1950	Buddy Traina	7	16.3
1951	Al Matthews	14	16.8
1952	Bill Walker	7	17.7
1953	Larry Matthews	14	18.7
1954	Roy Hiram	5	20.4
1955	Stan Beasley	6	19.5
1956	Art Powell	15	23.9
1957	Sam Dawson	9	13.3
1958	Oneal Cuterry	9	21.1
1959	Oneal Cuterry	13	20.4
1960	Doug McChesney	6	24.0
1961	Mack Burton	14	26.1
1962	Jerry Colletto	16	23.4
1963	Walt Roberts	12	29.8
1964	Bob Bonds	17	19.9
1965	Rich Lachapelle	22	20.0
1966	Randy Cardin	9	13.3
1967	Frank Slaton	12	24.4
1968	Frank Slaton	24	24.0
1969	Frank Slaton	18	24.8
1970	Jimmie Lassiter	26	25.9
1971	Jimmie Lassiter	22	20.9
1972	Jimmie Lassiter	23	22.9
1973	Walt Robinson	14	18.4
1974	Walt Robinson	17	21.3
1975	Walt Robinson	18	21.1
1976	Bob Triplett	15	21.9
1977	Kevin Cole	25	23.2
1978	Stan Webster	22	26.1
1979	Stan Webster	32	19.5
1980	Gary Walker	17	22.7
1981	Tim Kearse	19	19.7
1982	Tim Kearse	11	32.6
1983	Adam Goldberg	17	21.9
1984	Randy Walker	15	16.7
1985	Freddie Payton	27	19.8
1986	Freddie Payton	11	17.4
1987	James Saxon	22	24.8
1988	Jay Taylor	10	28.7
1989	Sheldon Canley	40	23.9

1990	Sheldon Canley	24	23.9
1991	Donald Lindsey	22	20.1
1992	Ronnie Scott	17	21.2
1993	Jacobbi Williams	23	20.2
1994	Jerry Reese	24	17.9
1995	Carlos Meeks	19	20.2
1996	Melvin McClendon	22	15.8
1997	Carlos Meeks	13	17.5
1998	Deoncé Whitaker	51	23.8
1999	Deoncé Whitaker	14	28.3
2000	Jarmer Julien	22	22.8
2001	Charles Pauley	19	24.4
2002	Charles Pauley	31	31.5
2003	Kendrick Starling	20	28.1
2004	John Broussard	34	25.0
2005	Trestin George	16	27.2
2006	John Broussard	11	21.5
2007	Jacob French	31	21.8
2008	Brandon Rutley	28	26.7
2009	Brandon Rutley	38	19.1
2010	Brandon Driver	28	23.0
2011	Tyler Ervin	28	24.0
2012	Tyler Ervin	22	27.2
2013	Tim Crawley	21	18.6
2014	Tyler Ervin	26	19.5
2015	Tyler Ervin	25	23.9
2016	Rahshead Johnson	26	20.6
2017	Zamore Zigler	16	21.9
2018	Thai Cottrell	22	25.8
2019	Zamore Zigler	16	21.5
2020	Shamar Garrett	12	31.0
2021	Shamar Garrett	17	19.2
2022	Shamar Garrett	16	18.2
2023	Jabari Bates	9	18.1


Punt Return Leaders

Year	Name	No.	Avg.
1938	Morris Manoogian	10	13.9
1939	Not available		
1940	Not available		
1941	Aubrey Minter	34	9.7
1942	Not available		
1946	Not available		
1947	Billy Parton	13	17.9
1948	Al Cementina	12	11.3
1949	Archie Chagonjian	18	12.7
1950	Bob Osborne	12	10.4
1951	Archie Chagonjian	21	8.1
1952	Larry Matthews	9	12.2
1953	Larry Matthews	9	7.1
1954	Roy Hiram	6	32.3
1955	Stan Beasley	8	6.4
1956	Jim Riley	5	18.2
1957	Harvel Pollard	7	5.0
1958	Clarion Appledorn	1	37.0
1959	Chuck Yeyna	10	17.0
1960	Fred Blanco	13	5.3
1961	Walt Roberts	8	10.4
1962	Walt Roberts	6	19.5
1963	Jerry Colletto	8	17.4
1964	Bob Bonds	9	5.0
1965	Rich Lachapelle	11	16.2
1966	Dave Mercer	16	6.5
1967	Glenn Massengale	13	8.7
1968	Glenn Massengale	10	10.5
1969	Glenn Massengale	10	5.1


1970	Jimmie Lassiter	25	12.9
1971	Jimmie Lassiter	18	12.0
1972	Jimmie Lassiter	21	5.1
1973	Garry Maddocks	13	5.8
1974	Garry Maddocks	17	4.4
1975	Rick James	15	11.6
1976	Garry Maddocks	10	13.6
1977	James Richburg	18	6.6
1978	James Richburg	18	5.6
1979	Stan Webster	14	4.0
1980	Tim Kearse	7	7.6
1981	Tim Kearse	19	8.6
1982	Tim Kearse	12	3.8
1983	K.C. Clark	24	5.7
1984	K.C. Clark	23	5.0
1985	Freddie Payton	9	4.4
1986	K.C. Clark	29	6.1
1987	Scott Wells	36	7.8
1988	Scott Wells	46	5.8
1989	Eddie Thomas	31	5.6
1990	Heshimu Colar	37	9.9
1991	Heshimu Colar	31	6.7
1992	Brian Lundy	17	6.7
1993	Brian Lundy	18	9.6
1994	Jacobbi Williams	14	5.9
1995	Brian Lundy	15	10.5
1996	Jarrett Robinson	10	7.4
1997	Omarr Smith	22	11.2
1998	Omarr Smith	19	11.4
1999	Waking Bailey	21	10.6
2000	Waking Bailey	19	4.6
2001	Charles Pauley	16	7.4
2002	Charles Pauley	21	11.3
2003	Jamall Broussard	16	10.9
2004	James Jones	11	7.3
2005	James Jones	20	5.3
2006	James Jones	11	11.0
2007	Dwight Lowery	19	14.4
2008	Yonus Davis	14	10.8
2009	Kevin Jurovich	6	3.2
2010	Brandon Rutley	8	8.6
2011	Brandon Rutley	5	4.2
2012	Ronnie Yell	15	2.8
2013	Tim Crawley	5	5.4
2014	Tyler Ervin	7	11.6
2015	Tyler Ervin	7	15.0
2016	Thai Cottrell	10	7.6
2017	Thai Cottrell	8	5.0
2018	Thai Cottrell	11	9.4
2019	Brandon Ezell	9	6.0
2020	Kenyon Reed	6	11.0
2021	Shamar Garrett	12	9.2
2022	Isaiah Hamilton	4	8.5
2023	Matthew Coleman	3	45.7




Walt Robinson




James Saxon



Merlin Turner



Everett Lampkins



Omarr Smith

YEAR-BY-YEAR LEADERS



Interception Leaders

Year	Name	No.	Yds.
1938	Dave Titchenal	6	33
1939	Leroy Zimmerman	8	106
1940	Not available		
1941	Aubrey Minter	6	69
1942	Not available		
1946	Not available		
1947	Babe Nomura	4	78
1948	Al Cementina	6	73
1949	Archie Chagonjian	5	103
1950	Bob Osborne	3	65
1951	Archie Chagonjian	5	101
1952	Benny Pierce	5	54
1953	Larry Matthews	3	47
1954	Tony Teresa	5	49
1955	Tony Teresa	5	112
1956	Walt Ackerman	2	5
1957	Ron Woolverton	1	40
1958	Emmett Lee	5	82
1959	Mack Burton	2	44
1960	Jim Cadile	1	46
1961	Walt Roberts	6	46
1962	Dave Johnson	2	10
1963	Walt Roberts	5	131
1964	Bob Bonds	4	30
1965	Jim McGuire	3	101
1966	Don Peterson	8	110
1967	Don Peterson	3	70
1968	Terry Hostek	4	45
1969	Al Harris	6	64
1970	Brodie Greer	6	86
1971	Dave Chaney	7	136
1972	Mike Hopkins	5	21
1973	Dwayne Price	4	73
1974	Clay Jackson	4	117
1975	Gerald Small	7	104
1976	Gerald Small	4	121
1977	Dennis Wylie	4	43
1978	Steve Hines	5	85
1979	Ken Thomas	5	165
1980	Gill Byrd	7	69
1981	Ken Thomas	4	103
	Glen McClaren	4	50
	Brian Hawkins	4	40
1982	Sherman Cocroft	7	72
1983	Sherman Cocroft	7	76
1984	Frank Witherspoon	5	22
1985	Freddie Payton	3	80
1986	John King	6	148
	K.C. Clark	6	107
1987	Jay Taylor	4	123
1988	Jay Taylor	3	15
1989	Paul Franklin	4	39
1990	Paul Franklin	4	82
1991	Freddie Smith	3	17
1992	Troy Jensen	4	91
	Dee Grayer	4	0
1993	Troy Jensen	7	60
1994	Marcus Galbreath	4	75
	Wardell Crutchfield	4	31
1995	Beto Lomax	4	14
1996	Jarrett Robinson	3	41
	Wardell Crutchfield	3	0
1997	Omarr Smith	7	80
1998	Omarr Smith	3	0

1999	Kenny Sanchez	2	11
2000	Alex Wallace	3	120
	Patrick Battle	3	109
	Willie Adams	3	64
2001	Larry Thompson	4	61
2002	Gerald Jones	8	116
2003	Gerald Jones	6	178
2004	Brian Nunez	4	79
2005	Josh Powell	4	35
2006	Dwight Lowery	9	111
2007	Christopher Owens	6	26
2008	Duke Ihenacho	5	92
2009	Tanner Burns	2	64
	Peyton Thompson	2	27
2010	James Orth	3	38
2011	James Orth	4	50
2012	Bené Benwikere	7	152
2013	Bené Benwikere	5	33
2014	Jimmy Pruitt	3	26
2015	Cleveland Wallace, III	3	72
	Jimmy Pruitt	3	56
2016	Andre Chachere	4	116
2017	Dakari Monroe	3	39
2018	Dakari Monroe	4	88
2019	Brandon Ezell	4	10
2020	Tre Jenkins	2	0
2021	Nehemiah Shelton	2	13
2022	Nehemiah Shelton	2	23
	Tre Jenkins	2	22
	Michael Dansby	2	3
	Chase Williams	2	0
2023	Jay'Vion Cole	3	66

Total Tackles Leaders

Year	Name	No.
1970	Dave Chaney	206
1971	Dave Chaney	206
1972	Bill Brown	127
1973	Dave Wasick	135
1974	Carl Ekern	142
1975	Carl Ekern	132
1976	James Hawkins	102
1977	Randy Gill	232
1978	Frank Manumaleuna	175
1979	Cheyenne Tuufuli	122
1980	Rod Traylor	127
1981	Damon Keeve	84
1982	Bob Matheny	76
1983	Dave Albright	129
1984	Vyn Goodmon	112
1985	Larry Weldon	98
1986	Greg Cox	98
1987	Barry Kidney	109
1988	Dave Moss	112
1989	Everett Lampkins	109
1990	Steve Hieber	80
1991	Heshimu Colar	88
	Chris Clarke	88
1992	Troy Jensen	76
1993	Jim Singleton	144
1994	Dan Godfrey	136
1995	Jacob Malae	100
1996	Jacob Malae	130
1997	Lyle West	128
1998	Lyle West	122
1999	Josh Parry	94

2000	Josh Parry	122
2001	Larry Thompson	102
2002	Luke LaHerran	120
2003	Gerald Jones	101
2004	Josh Powell	101
2005	Ezekiel Staples	115
2006	Matt Castelo	165
2007	Matt Castelo	141
2008	Travis Jones	72
2009	Tanner Burns	96
2010	Keith Smith	116
2011	Keith Smith	104
2012	Keith Smith	97
2013	Keith Smith	159
2014	Vince Buhagiar	96
	Christian Tago	96
2015	Christian Tago	125
2016	Frank Ginda	99
2017	Frank Ginda	173
2018	Ethan Aguayo	106
2019	Ethan Aguayo	102
2020	Kyle Harmon	78
2021	Kyle Harmon	133
2022	Kyle Harmon	102
2023	Bryun Parham	106

Tackles for Loss Leaders

Year	Name	No.
1973	Dave Wasick	10.0
1974	Dave Wasick	7.0
1975	Kim Bokamper	11.0
1976	Wilson Faumuina	7.0
1977	Rayford Roberson	11.0
1978	Rayford Roberson	20.0
1979	Rod Traylor	7.0
	Bernard Justiniani	7.0
1980	Casey Gulliford	11.0
	Bob Overly	11.0
1981	Bob Overly	24.5
1982	Jesse Green	14.0
1983	Terry McDonald	14.0
1984	Danny Clark	16.0
1985	Sam Kennedy	6.0
1986	Sam Kennedy	11.5
1987	Chris Alexander	13.0
1988	George Muraoka	14.0
1989	Lyneil Mayo	20.5
1990	Lyneil Mayo	21.0
1991	Raymond Bowles	19.5
1992	Kevin O'Connell	9.5
1993	Dan Godfrey	7.0
1994	Greg Phillips	10.0
	Dan Godfrey	10.0
1995	Howard Butler	7.5
1996	Jacob Malae	4.0
	Zach Michalski	4.0
	Jerald Perry	4.0
1997	Zach Michalski	12.0
1998	Sam Sherrod	8.0
1999	Abdul-Salam Noah	10.0
2000	Josh Parry	10.0
2001	David Coats	8.0
2002	Philip Perry	14.5
2003	Philip Perry	6.5
2004	Tony Ficklin	17.0
2005	Justin James	16.5

2006	Damaja Jones	10.5
2007	Matt Castelo	12.5
2008	Jarron Gilbert	22.0
2009	Justin Cole	9.0
2010	Keith Smith	14.5
2011	Travis Johnson	15.5
2012	Travis Johnson	21.5
2013	Christian Tago	10.5
2014	Travis Raciti	6.5
2015	Christian Tago	9.0
2016	Frank Ginda	11.5
2017	Frank Ginda	13.0
2018	Jesse Ousna	10.0
2019	Jesse Osuna	7.0
2020	Cade Hall	12.0
2021	Viliani Fehoko	11.5
2022	Viliani Fehoko	19.0
2023	Tre Smith	9.5

Quarterback Sack Leaders

Year	Name	No.
1979	Merlin Turner	7.0
1980	Rod Traylor	11.0
1981	Bob Overly	17.0
1982	Kerry Ford	8.0
1983	Terry McDonald	11.0
1984	Terry McDonald	10.5
1985	Danny Clark	6.0
1986	Sam Kennedy	10.5
1987	Yepi Pauu	6.5
1988	Dave Moss	5.5
	George Muraoka	5.5
1989	Lyneil Mayo	16.5
1990	Lyneil Mayo	13.5
1991	Raymond Bowles	9.5
1992	Chad Carpenter	5.5
1993	Greg Phillips	3.0
1994	Tom Sotelo	3.5
1995	Howard Butler	3.5
1996	Eric Coughran	5.0
1997	Eric Coughran	5.0
1998	Sam Sherrod	7.0
1999	Sam Sherrod	4.0
2000	Marshall Blount	6.0
2001	David Coats	6.0
2002	Philip Perry	7.0
2003	Sean McNamara	5.0
2004	Tony Ficklin	7.0
2005	Justin James	8.0
2006	Jarron Gilbert	5.0
2007	Carl Ihenacho	5.0
2008	Jarron Gilbert	9.5
2009	Carl Ihenacho	4.0
	Pablo Garcia	4.0
2010	Travis Johnson	7.5
2011	Travis Johnson	9.5
2012	Travis Johnson	13.0
2013	Christian Tago	4.0
	Eugene Taylor	4.0
2014	Travis Raciti	3.0
2015	Eugene Taylor	3.0
2016	Isaiah Irving	7.0
2017	Jamal Scott	3.0
2018	Cade Hall	3.0
2019	Jesse Osuna	3.0
2020	Cade Hall	10.0



YEAR-BY-YEAR LEADERS

2021	Viliami Fehoko	7.0
2022	Viliami Fehoko	9.0
2023	Tre Smith	6.5



THE FIRST TIME

A MODERN-ERA SPARTAN PLAYED IN 50 GAMES IN A CAREER: Dominique Hunsucker played in 53 games during the 2006 through 2010 seasons. Hunsucker's 50th game was on October 30, 2010 at New Mexico State.

A PLAYER RUSHED FOR 200 OR MORE YARDS IN A GAME: Harry Beck rushed for 209 yards versus Santa Clara on October 7, 1950... and by the opponent: Dick Bass of the College of the Pacific rushed for 226 yards on November 8, 1958.

A SPARTAN RUSHED FOR 1,000 OR MORE YARDS IN A SEASON: Rick Kane rushed for 1,144 yards and seven touchdowns on 210 carries in 1975.

A SPARTAN CAUGHT 10 OR MORE PASSES IN A GAME: Steve Cox caught 10 passes for 137 yards at Stanford on September 17, 1966.

A SPARTAN CAUGHT 50 OR MORE PASSES IN A SEASON: Steve Cox caught 54 passes for 653 yards and three touchdowns in 1966.

THREE SPARTANS CAUGHT 50 OR MORE PASSES IN A SEASON: Guy Liggins (72), Lafo Malauulu (56) and Kenny Jackson (51) had at least 50 receptions in 1986 regular-season play.

A SPARTAN CAUGHT 80 OR MORE PASSES IN A SEASON: Edell Shepherd caught 83 passes for 1,500 yards and 14 touchdowns in 2001.

A SPARTAN RUSHED FOR 100 OR MORE YARDS AND GAINED 100 OR MORE YARDS RECEIVING IN A GAME: Brandon Rutley rushed for 132 yards and two touchdowns and caught eight passes for 101 yards in the 27-24 win over Navy on November 19, 2011.

A SPARTAN RUSHED FOR 1,000 OR MORE YARDS AND CAUGHT 50 OR MORE PASSES IN A SEASON: Gerald Willhite rushed for 1,210 yards and caught 55 passes in 1980. Willhite was the second player in NCAA history to rush for at least 1,000 yards and catch 50 or passes in a season and did it in 1981, too.

A SPARTAN PASSED FOR 400 OR MORE YARDS IN A GAME: Steve DeBerg threw for 404 yards at the University of the Pacific in a 50-30 win on November 13, 1976.

A SPARTAN PASSED FOR 3,000 OR MORE YARDS IN A SEASON: Ed Luther threw for 3,049 yards and 20 touchdowns in 11 games in 1979.

A SPARTAN THREW FIVE OR MORE TOUCHDOWN PASSES IN A GAME: Steve Clarkson threw six touchdowns in the 65-33 win at Fresno State on October 3, 1981.

A SPARTAN THREW 50 OR MORE TOUCHDOWN PASSES IN A CAREER: Craig Kimball threw 50 touchdown passes during the 1972 through 1974 seasons.

A SPARTAN COMPLETED AT LEAST 60 PERCENT OF HIS PASSES IN A SEASON: Danny Holman completed 61.5 percent (160-of-260) of his passes in the 1966 season.

A SPARTAN CAUGHT 100 OR MORE PASSES IN A CAREER: Ike McBee caught 106 passes for 1,571 yards and eight TDs from 1972 through 1974.

A SPARTAN GAINED 1,000 OR MORE RECEIVING YARDS IN A CAREER: Mack Burton gained 1,025 yards and scored 10 touchdowns on 72 receptions during the 1959 through 1961 seasons.

A SPARTAN GAINED 2,000 OR MORE RECEIVING YARDS IN A CAREER: Stacey Bailey gained 2,223 yards and scored 13 touchdowns on 123 receptions during the 1978 through 1981 seasons.

A SPARTAN SCORED A TOUCHDOWN AT LEAST THREE DIFFERENT WAYS IN A GAME: Chandler Jones scored on a run, a fumble recovery and a pass reception in the 28-27 win over Hawai'i on October 14, 2011.

A SPARTAN THREW A TOUCHDOWN PASS AND SCORED AT LEAST TWO DIFFERENT WAYS IN A GAME: Charles Pauley threw a 6-yard TD pass, scored on a 16-yard run and returned a kickoff 98 yards for a score in a 58-24 win over UTEP on September 28, 2002.

A SPARTAN SCORED A TOUCHDOWN AT LEAST FIVE DIFFERENT WAYS IN A CAREER: Walt Roberts scored touchdowns rushing, receiving, on a kickoff return, by interception and by punt return during his three seasons spanning 1961 through 1963.

TWO CONSECUTIVE SAN JOSÉ STATE TOUCHDOWNS WERE ON PLAYS OF 90 OR MORE YARDS: In the September 18, 2003 game with Nevada, Gerald Jones returned an interception 99 yards at the end of the second quarter. The first time San José State gained possession in the second half, Trestin George returned the kickoff 99 yards for a touchdown in a 42-30 loss.

SAN JOSÉ STATE SCORED 50 OR MORE POINTS AGAINST A COLLEGE OPPONENT: San José State defeated Pepperdine, 61-6, on October 9, 1948.

SAN JOSÉ STATE SCORED 70 OR MORE POINTS AGAINST A COLLEGE OPPONENT: San José State defeated Rice, 70-63, on October 2, 2004.



SAN JOSÉ STATE SCORED A DEFENSIVE EXTRA POINT: San José State earned two points when Duke Ihenacho picked up a blocked PAT and ran into the end zone in the 28-27 win over Hawai'i on October 14, 2011.

SAN JOSÉ STATE PLAYED IN AN OVERTIME GAME: San José State defeated UNLV, 55-48, on November 2, 1997.

SAN JOSÉ STATE FINISHED A SEASON RANKED IN THE BCS STANDINGS: San José State was listed 24th in the 2012 Bowl Championship Series standings.

SAN JOSÉ STATE FINISHED A SEASON RANKED IN THE NATIONAL POLLS: San José State was ranked 21st in the final 2012 Associated Press and USA Today / ESPN coaches polls.



SCORES & MORE



SERIES SCORES

Four-Year Colleges & Universities

OPPONENT	FIRST GAME	LAST GAME	SJSU PTS.	OPP. PTS.	TOTAL GAMES	RECORD
Air Force	1996	2023	140	237	7	2-5-0
Alabama	2010	2010	3	48	1	0-1-0
Arizona	1965	1985	60	116	4	1-3-0
Arizona State	1936	2007	482	917	30	11-19-0
Arkansas	2019	2019	31	24	1	1-0-0
Arkansas State	1995	2002	40	35	2	1-1-0
Army West Point	2018	2019	37	81	2	1-1-0
Auburn	2014	2022	50	118	3	0-3-0
Baylor	1980	1994	50	76	2	1-1-0
Boise State	1978	2023	320	685	16	1-15-0
Bowling Green	2012	2012	29	20	1	1-0-0
Brigham Young	1946	2017	377	428	18	10-8-0
California	1899	1996	514	1,084	35	6-29-0
California Junior Varsity	1900	1939	72	24	4	3-1-0
UC Davis	1922	2018	189	189	12	5-5-2
UC Santa Barbara	1927	1971	390	110	13	12-1-0
Cal Poly	1923	2023	368	140	16	12-4-0
Cal Poly Pomona	1942	1942	33	6	1	1-0-0
Cal Tech	1929	1938	154	6	3	3-0-0
Central Michigan	1979	1990	80	58	2	1-1-0
Chico State	1900	1934	59	219	14	5-8-1
Coastal Carolina	2023	2023	14	24	1	0-1-0
Colorado	1952	2001	71	156	4	0-4-0
Colorado State	1961	2022	249	314	11	5-6-0
Denver	1956	1959	94	75	4	3-1-0
Drake	1939	1956	38	7	2	2-0-0
Eastern Illinois	1987	1987	24	3	1	1-0-0
Eastern Michigan	1987	2022	54	71	2	0-2-0
Eastern Washington	2005	2005	35	24	1	1-0-0
Florida	1991	2003	24	124	2	0-2-0
Fresno State*	1921	2023	1,884	1,920	86	39-44-3
CS Fullerton*	1974	1992	592	313	19	14-5-0
Georgia State	2015	2015	27	16	1	1-0-0
Grambling State	2003	2003	29	0	1	1-0-0
Hardin Simmons	1941	1947	33	53	3	1-1-1
Hawai'i	1936	2023	1,197	1,069	46	23-22-1
Houston	1971	1971	20	34	1	0-1-0
Humboldt State	1935	1938	87	28	4	3-1-0
Idaho	1946	2012	561	438	24	13-10-1
Illinois	2002	2005	57	75	2	1-1-0
Iowa State	1958	2016	22	135	4	0-4-0
Kansas State	1963	2007	30	34	2	1-1-0
LaVerne	1937	1937	40	0	1	1-0-0
Long Beach State*	1970	1991	635	389	22	17-5-0
Louisiana-Lafayette	1974	1994	156	147	6	3-3-0
Louisiana State	1999	1999	21	29	0	0-1-0
Louisiana Tech	1993	2012	339	353	12	5-7-0
Louisville	1990	1993	34	41	2	0-1-1
Loyola (Calif.)	1939	1951	56	39	4	2-2-0
Marquette	1951	1951	7	21	1	0-1-0
Memphis State	1971	1971	9	28	1	0-1-0
University of Mexico	1948	1949	174	19	2	2-0-0
Miami (Fla.)	1989	1989	16	48	1	0-1-0
Miami (Ohio)	1986	1986	37	7	1	1-0-0
Minnesota	1991	2014	90	123	4	1-3-0
Montana	1950	1978	67	14	2	2-0-0
Montana State	1939	1965	153	41	5	5-0-0
Morgan State	2004	2004	47	28	1	1-0-0
Navy	2011	2014	122	123	4	2-2-0
Nebraska	2000	2008	25	84	2	0-2-0

Two-Year Colleges

OPPONENT	RECORD
Bakersfield	2-0-0
Hollister	2-1-0
College of Idaho	1-0-0
Marin	2-0-0
Modesto	1-7-1
Sacramento	1-6-1
San Mateo	2-6-2
Santa Barbara	1-1-0
Santa Rosa	3-2-0

High Schools

OPPONENT	RECORD
Alameda (Calif.)	1-0-0
Hoitts School (Calif.)	1-0-0
Kamehameha (Hawaii)	2-0-0
Leiluhua (Hawaii)	1-0-0
Lowell (San Francisco)	0-1-0
Oakland (Calif.)	1-0-0
Palo Alto (Calif.)	1-0-0
St. Matthews	1-0-0
Santa Clara (Calif.)	1-1-0
Santa Clara Prep	1-0-0
San José (Calif.)	0-2-2
Stockton (Calif.)	1-0-0

Military Service Teams

OPPONENT	RECORD
Alameda Coast Guard	1-0-0
Fort Ord	0-0-1
McClelland Field	1-0-0
Moffett Field	0-1-0
San Diego Marines	1-1-1
San Diego Naval Training Center	0-1-0

Club Teams

OPPONENT	RECORD
Antioch American Legion	0-1-0
Fireman's Athletic Club (L.A.)	0-1-0
Hawaii All-Stars	1-0-1
Honolulu Town	1-0-0
McKinley of Hawaii	1-0-0
Moiiliili Bears	1-0-0
San Francisco Olympic Club	0-1-0
San José YMCA	0-2-0
Santa Barbara Athletic Club	2-0-0

Did You Know?

Richard Nixon, the 37th president of the United States, was a third-string guard for the 1934 Whittier College Poets football team. In the first of three meetings between San José State and Whittier, the game ended in a 6-6 tie.



SERIES SCORES

Four-Year Colleges & Universities

OPPONENT	FIRST GAME	LAST GAME	SJSU PTS.	OPP. PTS.	TOTAL GAMES	RECORD
Nevada	1899	2022	755	1,009	36	11-23-2
New Hampshire	2015	2015	43	13	1	1-0-0
New Mexico	1954	2023	609	411	21	15-5-1
New Mexico State	1984	2021	761	326	21	18-3-0
North Dakota	2014	2014	42	10	1	1-0-0
Northern Arizona	1937	1938	55	18	2	2-0-0
Northern Colorado	2019	2019	35	18	1	1-0-0
Northern Illinois	1995	1995	17	18	1	0-1-0
North Texas	1953	1981	74	61	4	2-1-1
Occidental	1942	1942	26	7	1	1-0-0
Ohio State	2002	2002	7	50	1	0-1-0
Oregon	1953	1998	221	451	18	6-12-0
Oregon State*	1979	2013	152	207	7	2-5-0
Pacific	1921	1995	1,442	1,236	68	41-23-4
Pacific (Oregon)	1938	1938	39	0	1	1-0-0
Pepperdine	1948	1950	158	25	3	3-0-0
Portland	1946	1946	26	19	1	1-0-0
Portland State	2016	2022	87	52	2	2-0-0
Puget Sound	1947	1948	48	7	2	2-0-0
Redlands	1935	1939	125	25	5	4-1-0
Rice	1998	2004	150	173	5	3-2-0
Sacramento State	2013	2013	24	0	1	1-0-0
Saint Mary's (Calif.)	1948	1950	72	38	3	2-1-0
San Diego State	1935	2023	981	1,040	46	21-23-2
San Francisco	1936	1951	71	220	10	2-8-0
San Francisco State	1932	1933	63	6	2	2-0-0
Santa Clara	1899	1982	399	226	18	12-4-2
South Dakota	1940	1940	40	7	1	1-0-0
Southern California	1995	2023	79	242	6	0-6-0
SMU	2000	2004	130	107	5	3-2-0
Southern Utah	2000	2021	108	32	3	3-0-0
Stanford	1900	2013	1,119	2,237	67	14-52-1
Stanford Frosh	1923	1929	6	104	2	0-2-0
Texas	2017	2017	0	56	1	0-1-0
Texas A&I	1939	1941	23	17	3	2-1-0
TCU	1999	2000	27	66	2	1-1-0
UTEP	1966	2004	300	315	10	5-5-0
UTSA	2012	2012	52	24	1	1-0-0
Texas State	2012	2012	31	20	1	1-0-0
Texas Tech	1949	1949	20	13	1	1-0-0
Toledo	1981	2023	42	48	2	0-2-0
Tulsa	1999	2019	245	250	8	3-5-0
UCLA	2011	2011	17	27	1	0-1-0
UNLV*	1981	2023	928	651	27	20-7-1
Utah	1969	2017	128	296	9	1-8-0
Utah State*	1940	2023	989	1,028	42	22-19-1
Virginia	1998	1998	14	52	1	0-1-0
Washington	1958	2006	149	322	10	0-10-0
Washington State	1955	1996	166	334	12	4-7-1
Weber State	1932	1932	20	0	1	1-0-0
Western Michigan	2021	2022	37	29	2	1-1-0
Whittier	1934	1942	32	20	3	1-1-1
Willamette	1934	1946	95	48	6	4-2-0
Wisconsin	1997	2010	24	83	2	0-2-0
Wyoming	1959	2022	271	349	13	6-7-0
ALL-TIME TOTALS	1893	2023	23,446	24,530	1,093	513-532-38+

Did You Know?

San José State was scheduled to play two games in Hawaii to end the 1941 season. The Spartans were in Honolulu when the attack on Pearl Harbor occurred on December 7, 1941. Many players immediately joined the local police force or the armed services. The games against the University of Hawai'i on December 13 and Willamette College of Oregon on December 16 were canceled.



Did You Know?

In 1981 and 1987, San José State was the "mythical champion" of the San Francisco Bay Area. The Spartans defeated both California and Stanford in those two seasons.

* – record later changed by action of the conference. Only on-the-field results are counted.
+ – includes on-the-field results against all opponents



YEAR-BY-YEAR SCORES (1893-1934)

1893 (0-2)
COACH: J.E. Addicott
 2/11 San José YMCA 0 4
 12/9 San José YMCA 0 18

1894
NO FORMAL COMPETITION

1895 (0-0-1)
COACH: J.E. Addicott
 @Pacific 0 0

1896 (0-0-1)
COACH: J.E. Addicott
 Pacific 6 6

1897 – NO TEAM

1898 (4-1-1)
COACH: J.E. Addicott
CAPTAIN: Fred Estes
 Pacific 18 0
 Alameda HS 29 5
 San José HS 6 6
 Stockton HS 6 0
 Oakland HS 16 0
 @Lowell HS 6 11
 81 22

1899 (5-2-1)
COACH: Jess Woods
 @Pacific 6 0
 Santa Clara HS 23 0
 Palo Alto HS 17 0
 Hoitts School 28 0
 St. Matthews 35 12
 @California 0 44
 @Nevada 0 6
 Santa Clara College 6 6
 115 68

1900 (3-3-1)
COACHES: J.E. Addicott, Whitemeger, Fielding Yost
CAPTAIN: W.E. Meese
 Stanford 0 35
 @Stanford 0 24
 @Nevada 0 0
 California JV 6 0
 @California 0 5
 @Chico 5 0
 Chico 12 0
 23 64

1901–1902
COACH: W.E. Meese
 NO FORMAL COMPETITION

1903–1920 – NO FOOTBALL TEAM

1921 (1-5)
COACH: David Wooster
CAPTAIN: Beryl Burchfield
 10/21 San José HS 7 20
 Santa Clara HS 0 48
 11/5 @Pacific 0 34
 San José HS 0 7
 11/19 @Fresno State 14 2
 11/24 Hollister JC 14 30
 35 141

1922 (2-5-1)
COACH: David Wooster
CAPTAIN: Louis Marsh
 10/6 San José HS 6 6
 10/13 San Mateo JC 3 6
 Santa Clara Prep 12 7
 10/27 Hollister JC 13 0
 11/4 Chico State 0 21
 11/11 @UC Davis 0 58
 11/18 @Modesto JC 0 6
 11/24 @Pacific 0 23
 34 127

1923 (0-6-0)
COACH: H.C. McDonald
CAPTAIN: Ralph Herman
 10/6 @Modesto JC 0 28
 10/20 @Stanford Frosh 0 79
 10/27 Cal Poly-SLO 0 14
 11/3 Pacific 0 46
 11/10 @San Mateo JC 0 45
 11/17 @Chico State 3 50
 3 262

1924 (1-4)
COACH: E.R. Knollin
CAPTAIN: Paul Thompson
 10/4 Hollister JC 13 0
 10/11 San Mateo JC 0 28
 10/18 Modesto JC 6 26
 10/25 @Santa Rosa JC 6 7
 11/1 Chico State 0 26
 25 87

1925 (2-5)
COACH: E.R. Knollin
CAPTAIN: Paul Thompson
 10/10 Santa Rosa JC 21 0
 (@Santa Clara, Calif.)
 10/17 @Modesto JC 0 16
 10/24 @Fresno State 7 23
 11/7 @Chico State 0 53
 11/14 @San Mateo JC 14 44
 11/20 Cal Poly-SLO 20 9
 11/26 Sacramento JC 7 13
 69 158

1926 (1-6-1)
COACH: E.R. Knollin
CAPTAIN: Ralph "Tiny" Carlton
 10/2 Modesto JC 0 0
 10/8 Bakersfield JC 14 0
 10/16 San Mateo JC 6 14
 10/23 @Cal Poly-SLO 0 13
 10/30 Chico State 0 21
 11/6 @Fresno State 0 34
 11/13 @Santa Rosa JC 6 12
 11/19 Sacramento JC 0 26
 26 120

1927 (4-5)
COACH: E.R. Knollin
CAPTAIN: Awbrey Laws
 10/1 Bakersfield JC 44 0
 10/8 @Sacramento JC 7 13
 10/15 @Santa Barbara JC 7 13
 10/22 Santa Rosa JC 25 0
 10/29 @San Mateo JC 12 0
 11/5 @Fresno State 7 10
 11/11 @Chico State 0 19
 11/18 Cal Poly-SLO 12 0
 11/24 @Modesto JC 7 12
 121 67

1928 (5-2-1)
COACH: E.R. Knollin
CAPTAIN: Awbrey Laws
 10/13 San Mateo JC 14 24
 10/20 @Cal Poly-SLO 6 0
 10/27 Chico State 6 0
 11/3 Marin JC 26 0
 11/17 Santa Barbara JC 6 0
 11/23 @Santa Rosa JC 32 6
 11/29 Modesto JC 6 13
 12/12 San Mateo JC 21 21
 117 64

1929 (3-3-1)
COACH: Walter Crawford
CAPTAIN: Howard Hornbuckle
 10/12 UC Davis 0 13
 10/19 @Sacramento JC 6 20
 10/26 Pacific 6 6
 11/2 @Stanford Grays 6 25
 11/11 @Chico State 6 0
 11/16 @Fresno State 26 14
 11/22 Cal Tech 54 0
 104 78

1930 (2-3-3)
COACH: Walter Crawford
CAPTAIN: Howard Hornbuckle
 9/29 @Fireman's Athletic Club 0 19
 10/4 @UC Davis 0 0
 10/18 Sacramento JC 0 0
 10/25 @Pacific 0 27
 11/1 Chico State 19 0
 11/8 @San Mateo JC 0 0
 11/15 Fresno State 12 27
 11/27 Modesto JC 19 6
 50 79

1931 (1-8)
COACH: Walter Crawford
CAPTAIN: Jack Wool
 10/3 San Diego Marines 0 8
 10/10 San Mateo JC 20 0
 10/17 @Fresno State 0 32
 10/24 @Sacramento JC 0 12
 10/31 @Chico State 0 7
 11/7 Nevada 0 18
 11/14 UC Davis 3 13
 11/20 Pacific 0 27
 11/26 @Modesto JC 0 9
 23 126

1932 (7-0-2)
COACH: Dudley S. DeGroot
CAPTAIN: Wesley "Bud" Hubbard
 10/1 S.F. State 19 0
 10/8 @Pacific 7 0
 10/15 Sacramento JC 13 6
 10/22 Fresno State 0 0
 10/29 Chico State 14 7
 11/5 Nevada 0 0
 11/11 Marin JC 24 7
 11/19 UC Davis 19 7
 11/24 Weber State 20 0
 116 27

1933 (5-4-0)
COACH: Dudley S. DeGroot
CAPTAIN: Wesley "Bud" Hubbard
 9/23 @Stanford 0 27
 9/30 @Sacramento JC 8 20
 10/7 S.F. State (HC) 44 0
 10/16 Pacific 12 6
 10/21 California JV 0 12
 11/4 @Santa Barbara
 Athletic Club 13 0
 11/11 UC Davis 20 0
 11/18 Fresno State 18 0
 11/30 @Chico State 0 7
 115 71

1934 (3-3-4)
COACH: Dudley S. DeGroot
CAPTAIN: Dario 'Si' Simoni
 9/22 @Stanford 0 48
 9/29 Santa Barbara
 Athletic Club 28 19
 10/6 San Francisco
 Olympic Club 13 19
 10/13 Chico State (HC) 6 6
 10/20 @UC Davis 0 0
 10/27 @Nevada 10 0
 11/3 @Fresno State 7 7
 11/12 Willamette 7 21
 11/17 @Pacific 13 0
 11/29 @Whittier 6 6
 90 126



YEAR-BY -YEAR SCORES (1935-1952)

1935 (5-5-1)
COACH: Dudley S. DeGroot
CAPTAIN: Horace Laughlin

9/21	@Willamette	0	14
9/28	@Stanford	0	35
10/12	McKinley of Honolulu	19	0
10/18	@Pacific	0	0
10/26	Antioch American Legion	0	3
11/1	Whittier	6	14
11/11	@Redlands	0	7
11/16	Nevada (HC)	20	6
11/22	Humboldt State	25	6
11/28	San Diego State	24	9
12/7	@Kamehameha Alumni	22	7
		116	101

1936 (5-4-0)
COACH: Dudley S. DeGroot
CAPTAIN: Lester Carpenter

10/5	San Francisco	0	13
10/10	Pacific	8	0
10/17	Santa Clara	0	20
10/24	@San Diego State	6	14
11/7	Humboldt State (HC)	0	20
11/11	Redlands	40	6
11/26	Arizona State	33	6
12/4	@Hawai'i	13	8
12/11	@Kamehameha Alumni	36	6
		136	93

1937 (11-2-1)
COACH: Dudley S. DeGroot
CAPTAIN: Glenn "Pop" DuBose

9/20	College of Idaho	59	0
9/25	LaVerne College	40	0
10/1	@Pacific	12	7
10/8	Northern Arizona	21	6
10/16	Willamette	31	7
10/22	Cal Tech	48	6
10/30	@San Diego Marines	7	7
11/7	#10-Santa Clara (HC)	2	25
11/11	Redlands	12	0
11/13	@Humboldt State	13	2
11/20	@Arizona State	25	6
11/26	San Diego State	6	7
12/4	@Hawai'i	7	6
12/11	@Honolulu Town	13	0
		296	79

1938 (11-1)
COACH: Dudley S. DeGroot
CAPTAIN: Walt McPherson

9/19	@Arizona State	18	7
9/23	California JV	39	12
9/30	Cal Tech	52	0
10/7	Humboldt State	48	0
10/14	@Pacific (Ore.)	39	0
10/21	Pacific	19	6
10/29	@San Diego State	14	0
11/5	@UC Santa Barbara	20	0
11/11	Redlands (HC)	21	6
11/20	@San Diego MC	6	0
11/27	Northern Arizona	34	12
12/3	@Hawai'i	12	13
		322	56

1939 (13-0)
COACH: Dudley S. DeGroot
ADVISORY COACH: Glenn Scobie 'Pop' Warner
CAPTAIN: Bob Titchenal

9/15	Montana State	35	0
9/18	Texas A&I	9	0
9/24	@San Francisco	16	6
10/1	California JV	27	0
10/7	Nevada	28	0
10/13	San Diego State	42	0
10/20	@Pacific	13	3
10/27	UC Santa Barbara	23	7
11/3	@Willamette	15	0
11/10	Redlands (HC)	52	6
11/17	@Loyola (Calif.)	10	0
11/24	@Fresno State	42	7
11/30	Drake	12	0
		324	29

1940 (11-1)
COACH: Ben H. Winkleman
ADVISORY COACH: 'Pop' Warner
CAPTAINS: Ken Cook, Ed Wenberg

9/16	Texas A&I	0	10
9/23	@Montana State	34	0
9/30	@Utah State	19	0
10/4	@Willamette	21	0
10/11	San Diego State	10	0
10/18	@San Francisco	7	6
10/25	@UC Santa Barbara	33	6
11/1	@Loyola (Calif.)	27	12
11/8	Pacific (HC)	28	7
11/16	@Fresno State	14	7
11/21	South Dakota	40	7
11/30	Nevada	30	7
		263	62

1941 (5-3-3)
COACH: Ben H. Winkleman
CAPTAIN: Bob Hamill

9/19	Texas A&I	14	7
9/26	Utah State	30	0
10/3	Fort Ord	6	6
10/10	San Diego State	20	0
10/17	Hardin-Simmons	7	7
10/24	@Pacific	7	0
10/31	UC Santa Barbara (HC)	33	14
11/8	@Nevada	19	20
11/14	@Fresno State	0	0
11/22	@San Francisco	0	20
11/26	Moffett Field	13	22
12/13	@Hawai'i	Canceled	
12/16	Willamette (@Hawaii)	Canceled	
		149	96

1942 (7-2)
COACH: S. Glenn (Tiny) Hartranft
CAPTAIN: Wilbur Wool

9/26	Cal Poly Pomona	33	6
10/3	@Whittier	20	0
10/10	Occidental	26	7
10/17	Pacific	29	0
10/25	@San Francisco	13	20
11/1	U.S. Coast Guard	9	0
11/8	San Diego State (HC)	26	0
11/11	@McClelland Field	27	7
11/26	@Fresno State	0	6
		183	46

1943-45
NO VARSITY TEAMS FIELDDED

1946 (9-1-1)
COACH: Wilbur V. "Bill" Hubbard
CAPTAIN: George Terry

9/28	Willamette	44	6
10/5	@Hardin-Simmons	7	34
10/10	Hawaii All-Stars	19	19
10/19	@Idaho	26	14
10/25	Brigham Young (HC)	14	0
11/1	@UC Santa Barbara	20	0
11/8	@Pacific	32	0
11/16	@San Diego State	6	0
11/22	Fresno State	13	2
11/29	Portland	26	19
	RAISIN BOWL (Fresno, Calif.)		
1/1	Utah State	20	0
		227	94

1947 (9-3)
COACH: Wilbur V. "Bill" Hubbard
CAPTAIN: Bob Pifferini

9/19	San Francisco	6	20
9/26	Hawaii All-Stars	35	18
10/3	Hardin-Simmons	19	12
10/11	@Puget Sound	18	0
10/17	UC Santa Barbara	39	0
10/25	@San Diego State	32	7
10/31	Pacific (HC)	0	14
11/8	@Brigham Young	28	19
11/22	Cal Poly-SLO	47	0
11/27	@Fresno State	20	21
12/3	@Moiliili Bears	53	0
12/10	@Leihuhua HS	20	14
		327	126

1948 (9-3)
COACH: Wilbur V. "Bill" Hubbard
CAPTAIN: Billy Parton

9/18	@Stanford	20	26
9/24	Nevada	0	39
10/1	Puget Sound	20	7
10/9	@Pepperdine	61	6
10/16	@Cal Poly-SLO	47	7
10/22	UC Santa Barbara (HC)	43	13
10/30	@Pacific	14	7
11/5	Brigham Young	21	6
11/12	San Diego State	21	13
11/19	Fresno State	41	6
11/26	Saint Mary's (Calif.)	14	19
12/4	@University of Mexico	71	19
		373	168

1949 (9-4)
COACH: Wilbur V. "Bill" Hubbard
CAPTAINS: Jack Faulk, Harley Dow

9/10	University of Mexico	103	0
9/17	@Stanford	0	49
9/24	Santa Clara	13	14
10/1	@Brigham Young	40	21
10/7	Pepperdine	49	12
10/14	San Francisco	20	27
10/21	UC Santa Barbara	55	14
10/28	Pacific	7	45
11/4	@Cal Poly-SLO	47	0
11/12	@San Diego State	40	0
11/18	Saint Mary's (Calif.) (HC)	40	13
11/24	@Fresno State	43	7
	RAISIN BOWL (Fresno, Calif.)		
12/31	Texas Tech	20	13
		477	215

1950 (6-3-1)
COACH: Robert T. Bronzan

9/23	@Stanford	16	33
9/29	San Diego State	26	0
10/7	Santa Clara	14	10
10/13	Loyola (Calif.)	7	14
10/20	@San Francisco	0	27
10/28	@Pepperdine	48	7
11/3	Fresno State	33	7
11/10	Saint Mary's (Calif.) (HC)	18	6
11/18	@Pacific	7	7
11/24	Montana (@Hawaii)	32	7
		201	118

1951 (2-7-1)
COACH: Robert T. Bronzan
CAPTAINS: Gibby Mendonsa, Tom Cuffe, Archie Chagonjian

9/21	@San Francisco	2	39
9/29	@Stanford	13	26
10/6	@Fresno State	32	6
10/12	San Francisco	7	42
10/20	@Idaho	7	40
10/26	Loyola (Calif.)	12	13
11/3	@San Diego NTC	12	28
11/17	Santa Clara	7	7
11/23	NR/#20-Pacific (HC)	7	0
12/1	Marquette	7	21
		106	222

1952 (6-3)
COACH: Robert T. Bronzan
CAPTAINS: Bob Amaral, George Porter

9/20	@Colorado	14	20
9/27	@San Diego State	47	6
10/4	@Arizona State	21	14
10/10	Fresno State	40	6
10/18	@Pacific	26	21
11/1	@Stanford	13	35
11/7	Brigham Young (HC)	44	27
11/14	Montana State	39	20
11/27	Santa Clara	7	15
		251	16



YEAR-BY-YEAR SCORES (1953-1971)

1953 (4-4-1)
COACH: Robert T. Bronzan
CAPTAINS: Larry Matthews, Sal Cardinali

9/18	Idaho	34	6
9/25	@Brigham Young	28	25
10/3	@Fresno State	27	21
10/10	Arizona State (HC)		
		20	35
10/17	@#16-California	14	34
10/24	@Oregon	13	26
10/31	North Texas State	13	13
11/7	Pacific	7	6
11/14	@#16-Stanford	0	54
		156	220

1954 (7-3)
COACH: Robert T. Bronzan
CAPTAIN: Tom Louderback

9/18	Utah State	20	0
9/25	@#17-California	0	45
10/2	@Idaho	38	7
10/9	@Arizona State	19	12
10/23	@Oregon	7	26
10/30	@North Texas State	27	20
11/6	@Pacific	7	13
11/13	@Stanford	19	14
11/19	Fresno State (HC)	28	0
11/27	New Mexico	26	14
		191	151

1955 (5-3-1)
COACH: Robert T. Bronzan
CAPTAIN: Jack Adams

9/16	@Utah State	13	0
9/23	Hawai'i	34	0
10/8	Arizona State	27	20
10/15	@New Mexico	14	0
10/22	Pacific (HC)	7	14
10/29	@Stanford	18	34
11/5	Cal Poly-SLO	20	14
11/12	@Washington State	13	13
11/18	@Fresno State	13	19
		159	114

1956 (2-7-1)
COACH: Robert T. Bronzan
CAPTAIN: Charlie Kaaihue

9/22	Drake	26	7
9/29	@Washington State	18	33
10/13	@Stanford	20	40
10/20	@San Diego State	27	27
10/27	@Arizona State	13	47
11/3	Denver (HC)	26	35
11/10	@Pacific	7	34
11/17	Cal Poly-SLO	35	28
11/22	Fresno State	14	30
11/30	@Hawai'i	0	20
		186	301

1957 (3-7)
COACH: Robert Titchenal

9/21	@Stanford	7	46
9/27	@Denver	27	20
10/5	Arizona State	6	44
10/12	@Oregon	0	26
10/19	San Diego State	46	0
10/26	North Texas State	6	12
11/2	@Cal Poly-SLO	7	14
11/9	Pacific (HC)	6	21
11/16	@Fresno State	6	13
11/30	@Hawai'i	12	0
		123	196

1958 (4-5)
COACH: Robert Titchenal
CAPTAIN: Claude Gilbert

9/20	@Washington	6	14
9/27	Hawai'i	6	8
10/11	Cal Poly-SLO	6	10
10/18	@Arizona State	21	20
10/25	Denver	27	7
11/1	@Idaho	41	6
11/8	@Pacific	13	26
11/15	Fresno State (HC)	48	6
11/21	Iowa State	6	9
		174	106

1959 (4-6)
COACH: Robert Titchenal

9/18	@Denver	14	13
9/25	Washington State	6	30
10/3	Hawai'i	44	14
10/9	Oregon	12	35
10/17	@Fresno State	40	14
10/24	Arizona State	24	15
10/31	@Stanford	38	54
11/7	Wyoming (HC)	7	28
11/14	@Iowa State	0	55
11/20	@Pacific	7	20
		192	278

1960 (5-4)
COACH: Robert Titchenal

9/23	Brigham Young	21	8
10/8	@Oregon	0	33
10/15	@Stanford	34	20
10/22	@Arizona State	12	7
10/29	Washington State (HC)		
		6	29
11/5	@Pacific	20	26
11/11	Fresno State	12	27
11/18	Idaho	22	20
12/2	@Hawai'i	48	6
		175	176

1961 (6-4)
COACH: Robert Titchenal

9/16	@Brigham Young	14	13
9/22	Pacific	16	0
9/30	@Idaho	18	27
10/7	Colorado State	14	0
10/14	@Stanford	6	17
10/21	@Oregon	6	21
10/28	@Washington State	21	19
11/4	Arizona State (HC)	32	26
11/11	@Pacific	29	26
11/18	@Fresno State	27	36
		183	185

1962 (2-8-1)
COACH: Robert Titchenal

9/15	Utah State	18	29
9/22	@Washington State	8	49
9/29	@California	8	25
10/6	@Oregon	0	14
10/13	Idaho	12	12
10/20	@Arizona State	8	44
10/27	New Mexico (HC)	13	25
11/3	@Pacific	24	22
11/10	Fresno State	14	20
11/17	@Stanford	9	21
11/30	@Hawai'i	19	0
		133	261

1963 (5-5)
COACH: Robert Titchenal

9/21	@Stanford	13	29
9/28	Kansas State	16	0
10/5	@Utah State	0	20
10/12	@Washington State	13	8
10/19	@California	13	34
10/26	@Idaho	12	28
11/2	@Oregon	13	7
11/9	Arizona State (HC)	19	21
11/16	@Fresno State	56	27
11/30	Pacific	32	20
		187	194

1964 (4-6)
COACH: Robert Titchenal

9/19	Idaho	0	3
9/26	@Stanford	8	10
10/3	@Montana State	20	14
10/17	Washington State	14	16
10/24	@Pacific	37	13
10/31	@West Texas State	7	18
11/7	@Colorado State	3	14
11/14	@Arizona State	16	28
11/21	Fresno State (HC)	26	14
11/28	San Diego State	20	15
		151	145

1965 (5-5)
COACH: Harry Anderson

9/18	@Stanford	6	26
9/25	@Idaho	7	17
10/2	Utah State	8	35
10/8	@Brigham Young	7	34
10/16	Arizona State	21	14
10/23	@Arizona	13	7
10/30	@New Mexico	27	7
11/6	Pacific (HC)	52	21
11/13	Montana State	25	7
11/20	@Fresno State	18	24
		184	192

1966 (3-7)
COACH: Harry Anderson

9/17	@Stanford	21	25
9/24	Brigham Young	9	19
10/1	@Oregon	21	7
10/8	San Diego State	0	25
10/15	@California	24	0
10/22	@UTEP	0	35
10/29	@Pacific	35	38
11/5	Idaho (HC)	21	7
11/12	@Utah State	7	27
11/19	Fresno State	13	15
		151	198

1967 (2-7)
COACH: Harry Anderson

9/16	@Arizona State	16	27
9/30	@Stanford	14	28
10/14	@West Texas State	14	28
10/21	New Mexico (HC)	52	14
10/28	Pacific	14	34
11/4	#8-Wyoming	7	28
11/11	@California	6	30
11/18	@Fresno State	35	30
11/25	@Brigham Young	8	67
		166	286

1968 (3-7)
COACH: Harry Anderson

9/21	@Stanford	20	68
9/28	Fresno State	25	21
10/5	@#18-California	0	46
10/19	@New Mexico	55	24
10/26	@San Diego State	6	48
11/2	@Pacific	0	28
11/9	Idaho	17	35
11/16	Washington State (HC)		
		0	46
11/23	@Arizona State	0	66
11/30	Brigham Young	25	21
		148	403

1969 (2-8)
COACH: Joe McMullen

9/20	@#16-Stanford	21	63
9/27	@Utah	7	42
10/4	San Diego State	21	55
10/11	@Oregon	36	34
10/18	Arizona State	11	45
10/25	@#16-Wyoming	7	16
11/1	New Mexico (HC)	24	27
11/8	@Brigham Young	3	21
11/15	@California	7	31
11/22	Pacific	15	12
		152	346

1970 (2-9)
COACH: Joe McMullen

9/12	UC Santa Barbara*	28	14
9/19	@#4-Stanford	3	34
9/26	@Arizona	29	30

COACH: DeWayne "Dewey" King
CAPTAINS: Tony Jackson, Ivan Lippi

10/3	CS Long Beach*	3	7
10/10	@New Mexico	25	48
10/17	@San Diego State*	6	32
10/24	@Pacific*	48	7
10/31	Utah (HC)	9	13
11/7	@#12-Arizona State	10	46
11/14	@California	28	35
11/21	Fresno State*	19	27
		208	293

1971 (5-6-1)
COACH: DeWayne "Dewey" King
CAPTAINS: Dave Chaney, Otis Cooper, Dave Ellis

9/18	@Fresno State	7	14
9/25	@California	10	34
10/2	@Houston	20	34
10/8	CS Long Beach*	30	28
10/16	New Mexico	21	21
10/23	@Oregon	14	34
10/30	Pacific* (HC)	28	18
11/6	San Diego State*	45	7
11/13	@#10/10-Stanford	13	12
11/20	#9-Arizona State	6	49
11/27	@UC Santa Barbara*	55	10

PASADENA BOWL (Pasadena, Calif.)

12/18	Memphis State	9	28
		249	261



YEAR-BY-YEAR SCORES (1972-1985)

1972 (4-7)

COACH: DeWayne "Dewey" King

9/9	Santa Clara	33	28
9/16	@#20-Stanford	0	44
9/23	@California	17	10
9/30	Fresno State*	21	23
10/7	@San Diego State*	12	23
10/21	@Pacific*	28	38
10/28	CS Long Beach* (HC)	35	8
11/4	@New Mexico	14	7
11/11	@Oregon	2	27
11/18	@#11-Arizona State	21	51
11/25	@Hawai'i	14	28
		197	287

1973 (5-4-2)

COACH: Darryl Rogers

CAPTAINS: Emmanuel Armstrong, Dale Knott

9/8	Santa Clara	14	12
9/15	@Fresno State*	24	6
9/21	@CS Long Beach*	24	6
9/29	@Stanford	12	23
10/6	Pacific*	21	21
10/13	@#11-Arizona State	3	28
10/20	Utah	21	28
10/27	New Mexico	15	0
11/3	San Diego State* (HC)	27	27
11/10	@California	9	19
11/24	@Hawai'i	23	3
		193	173

1974 (8-3-1)

COACH: Darryl Rogers

CAPTAINS: Clay Jackson, Craig Kimball

9/7	Santa Clara	47	10
9/14	Fresno State*	28	7
9/21	@#6-California	16	17
9/28	@Stanford	21	21
10/5	CS Long Beach* (HC)	27	17
10/12	@New Mexico	13	11
10/19	@San Diego State*	14	40
10/26	Pacific*	27	29
11/2	@Utah	24	6
11/9	@Hawai'i	32	11
11/16	@CS Fullerton*	49	8
11/22	@Louisiana Lafayette	25	22
		323	199

1975 (9-2)

COACH: Darryl Rogers

CAPTAINS: Carl Ekern, Roger Proffitt, Ron Collins

Pacific Coast Athletic Association champion

9/13	Santa Clara	13	0
9/20	@Oregon	5	0
9/27	@#18-Stanford (ABC-TV)	36	34
10/4	@California	24	27
10/11	@CS Long Beach*	30	7
10/18	Pacific* (HC)	41	13
10/25	CS Fullerton*	41	7
11/1	@Fresno State*	21	7
11/8	New Mexico	29	20
11/15	San Diego State* (ABC-TV)	31	7
11/29	@Hawai'i	20	30
		291	152

1976 (7-4)

COACH: Lynn Stiles

CAPTAINS: John Blain, James Hawkins, Paul Kolesnikow
Pacific Coast Athletic Association champion

9/4	Utah State	45	10
9/11	Hawai'i	48	7
9/18	@CS Fullerton*	20	0
9/25	@Stanford (ABC-TV)	23	28
10/2	@California	16	43
10/9	@New Mexico	30	36
10/16	CS Long Beach*	34	7
10/23	Fresno State*	21	7
10/30	Santa Clara (HC)	50	15
11/6	@San Diego State*	17	30
11/13	@Pacific*	50	30
		354	213

1977 (4-7)

COACH: Lynn Stiles

CAPTAINS: George Beadell, Randy Gill, James Richburg

9/10	@Utah State	10	22
9/17	@Washington	3	24
9/24	CS Fullerton*	23	12
10/1	@#17-California	3	52
10/8	Santa Clara	44	22
10/15	@CS Long Beach*	33	16
10/22	@Fresno State*	24	45
10/29	Pacific* (HC)	7	24
11/5	Hawai'i	24	14
11/12	@Stanford	26	31
12/3	#16-San Diego State* (ABC-TV)	34	37
		231	299

1978 (7-5)

COACH: Lynn Stiles

CAPTAINS: Gil Martinez, Rayford Roberson, Ed Siegwart
Pacific Coast Athletic Association champion

9/9	Idaho	31	14
9/16	@Stanford	9	38
9/23	@#19-Colorado	7	22
9/30	Santa Clara (HC)	17	7
10/7	@Hawai'i	11	25
10/14	@Boise State	15	30
10/21	Fresno State*	26	16
10/28	@Utah State*	21	31
11/4	CS Fullerton*	30	21
11/11	@Pacific*	33	31
11/18	Montana	35	7
12/2	CS Long Beach*	24	6
		259	248

1979 (6-4-1)+

COACH: Jack Elway

CAPTAINS: Ed Luther, Derrick Martin

9/8	Utah State*	48	48
9/15	@Stanford	29	45
9/22	@California (ABC-TV)	10	13
9/29	@Arizona	18	38
10/6	CS Fullerton* (HC)	23	0
10/13	@Fresno State*	35	22
10/20	@Oregon State	24	14
10/27	@CS Long Beach*	53	42
11/10	Pacific*	32	31
11/16	Santa Clara	23	14
11/24	Central Michigan	32	34
		327	301

+ - Record later changed to 3-8 by action of the PCAA

1980 (7-4)

COACH: Jack Elway

CAPTAINS: Rick Rasnick, Bill Benjamin

9/6	Santa Clara	28	14
9/13	@Washington State (ABC TV)	31	26
9/20	@Iowa State	6	27
10/4	@#15-Stanford	21	35
10/11	Fresno State* (HC)	26	14
10/18	CS Long Beach*	21	23
10/25	Idaho	32	10
11/1	@#10/11-Baylor	30	22
11/8	@Pacific*	28	23
11/15	CS Fullerton*	33	21
11/22	Utah State*	38	44
		294	259

1981 (9-3)

COACH: Jack Elway

CAPTAINS: Max Hooper, Glen McClaran

Pacific Coast Athletic Association champion

9/5	UNLV	6	16
9/12	Santa Clara	41	7
9/19	@Stanford	28	6
9/26	@California (ABC-TV)	27	24
10/3	@Fresno State* (ABC-TV)	65	33
10/17	CS Fullerton* (HC) (ESPN)	45	23
10/24	@Utah State*	27	24
11/7	@#9-Arizona State	24	31
11/14	Pacific*	40	25
11/21	@CS Long Beach*	25	22
11/28	North Texas State	28	16
CALIFORNIA BOWL (Fresno, Calif.)			
12/19	Toledo (ESPN)	25	27
		381	254

1982 (8-3)

COACH: Jack Elway

CAPTAINS: Gill Byrd, Steve Clarkson, Bob Matheny

9/11	@Oregon	18	13
9/18	@Stanford (CBS-TV)	35	31
9/25	@Oregon State	17	13
10/2	@California (ABC-TV)	7	26
10/9	@CS Fullerton*	38	15
10/16	CS Long Beach*	21	22
10/23	Fresno State* (HC)	27	39
10/30	@UNLV*	48	14
11/6	Santa Clara	40	0
11/13	@Pacific*	31	0
11/20	Utah State*	49	26
		331	199

1983 (5-6)

COACH: Jack Elway

CAPTAINS: Mike Maurer, Jeff Petkevicius

9/10	UNLV*	31	26
9/17	@California	9	30
9/24	@Stanford	23	10
10/1	Oregon	44	34
10/8	@Fresno State*	41	23
10/15	CS Fullerton* (HC)	11	20
10/22	@CS Long Beach*	18	9
11/5	@Utah State*	15	22
11/12	Pacific*	26	30
11/19	@Arizona State (TBS)	17	24
11/26	Louisiana Lafayette	21	25
		256	253

1984 (6-5)+

COACH: Claude Gilbert

CAPTAINS: Terry McDonald, Vyn Goodmon, Bob Frasco

9/1	New Mexico State*	14	0
9/8	@UNLV*	15	30
9/15	@Arizona State	0	48
9/22	@Stanford	27	28
9/29	@California	33	18
10/6	Utah State*	38	21
10/13	@CS Fullerton*	12	21
10/20	Louisiana Lafayette	28	35
10/27	Fresno State* (HC)	18	17
11/10	CS Long Beach*	42	7
11/17	@Pacific*	33	0
		260	225

+ - Record later changed to 7-4 by action of the PCAA

1985 (2-8-1)

COACH: Claude Gilbert

CAPTAINS: Jim Hollinger, Bruce McAlvain

8/31	@California	21	48
9/7	New Mexico State*	32	3
9/14	@Stanford	7	41
9/21	@Utah State*	32	35
10/3	CS Fullerton* (ESPN)	18	20
10/12	@Fresno State*	17	37
10/19	@Arizona	0	41
10/26	Pacific* (HC)	34	26
11/2	@Oregon	13	35
11/7	@CS Long Beach* (ESPN)	22	37
11/16	UNLV*	16	16
		212	339



YEAR-BY-YEAR SCORES (1986-1999)

1986 (10-2)
COACH: Claude Gilbert
CAPTAINS: John Aimonetti, K.C. Clark, David Diaz-Infante, Wayne Woodard
Pacific Coast Athletic Association champion

9/6	Oregon	14	21
9/13	@Washington State	20	13
9/20	@Stanford	10	28
9/27	@California	35	14
10/4	#19/18-Fresno State* (HC)	45	41
10/11	Utah State*	38	28
10/18	@UNLV*	23	20
10/25	@Pacific*	44	15
11/1	@New Mexico State*	45	7
11/8	@CS Fullerton*	48	24
11/15	CS Long Beach*	38	14

CALIFORNIA BOWL (Fresno, Calif.)

12/13	Miami (Ohio) (ESPN)	37	7
		397	232

1987 (10-2)
COACH: Claude Gilbert
CAPTAINS: Mike Barnard, Kenny Jackson, Barry Kidney, Mike Perez
Big West Conference champion

9/5	Eastern Illinois	24	3
9/12	@California	27	25
9/19	@Oregon State	34	36
9/26	@Stanford	24	17
10/3	CS Fullerton* (HC)	46	19
10/10	New Mexico State*	57	6
10/17	@Fresno State* (ESPN)	20	16
10/24	UNLV* (ESPN)	48	24
10/31	@Utah State*	24	14
11/7	Pacific*	42	17
11/14	@CS Long Beach*	44	16

CALIFORNIA BOWL (Fresno, Calif.)

12/12	Eastern Michigan	27	30
		417	223

1988 (4-8)
COACH: Claude Gilbert
CAPTAINS: Richard Johnson, Ken Lutz, Scott Swall, Jay Taylor

9/3	@New Mexico State*	51	0
9/10	Oregon State	27	41
9/17	@Hawai'i	27	36
9/24	@#17-Washington	31	35
10/1	@California	14	21
10/8	@Stanford	12	44
10/15	@Pacific*	35	17
10/22	Utah State* (HC)	36	31
10/29	Fresno State	15	17
11/5	CS Long Beach*	13	34
11/12	@CS Fullerton*	13	58
11/19	@UNLV*	42	0
		316	334

1989 (6-5)
COACH: Claude Gilbert
CAPTAINS: Doug Hooker, George Muraoka

9/16	@Arizona State	21	28
9/23	Pacific*	41	32
9/30	@Stanford	40	33
10/7	@California	21	26
10/14	@#2-Miami (Fla.)	16	48
10/21	@CS Long Beach*	21	10
10/28	New Mexico State* (HC)	34	6
		34	6
11/4	@#25-Fresno State*	30	31
11/11	@Utah State*	33	7
11/18	CS Fullerton*	14	28
11/25	UNLV*	38	28
		309	277

1990 (9-2-1)
COACH: Terry Shea
CAPTAINS: Sheldon Canley, Steve Hieber
20th ranked by U.P.I.
26th ranked by Associated Press
Big West Conference champion

9/1	Louisville	10	10
9/8	@#20-Washington	17	20
9/15	@Pacific*	28	14
9/22	@UNLV*	47	13
9/29	@Stanford	29	23
10/6	@California	34	35
10/13	CS Long Beach* (HC)	46	29
		46	29
10/20	Utah State*	34	27
11/3	CS Fullerton*	44	6
11/10	@New Mexico State*	56	20
11/17	NR/#23-Fresno State*	42	7

CALIFORNIA RAISIN BOWL (Fresno, Calif.)

12/8	Central Michigan	48	24
		435	228

1991 (6-4-1)
COACH: Terry Shea
CAPTAINS: Maceo Barbosa, Chris Clarke, Heshimu Colar

9/7	@#6-Florida	21	59
9/14	@Minnesota	20	26
9/21	@CS Long Beach*	32	20
9/28	@Utah State*	23	7
10/12	@New Mexico State*	39	13
		39	13
10/19	Pacific*	64	47
10/26	@#10-California	20	41
11/2	UNLV* (HC)	55	12
11/9	CS Fullerton*	35	7
11/16	Hawai'i	35	35
11/23	@Fresno State*	28	31
		372	298

1992 (7-4)
COACH: Ron Turner
CAPTAINS: Nick Trammer, Anthony Washington

9/5	@#19-California	16	46
9/12	@Minnesota	39	30
9/19	Louisiana Lafayette	38	13
9/26	@#19-Stanford	13	37
10/3	@Wyoming	26	24
10/10	CS Fullerton* (HC)	49	3
10/24	@Utah State*	27	25
10/31	@UNLV*	31	35
11/7	Nevada*	39	35
11/14	@Pacific*	28	27
11/21	New Mexico State*	24	34
		330	309

1993 (2-9)
COACH: John Ralston
CAPTAINS: Jeff Garcia, Jim Singleton

9/4	@Louisville	24	31
9/11	@#23-Stanford	28	31
9/18	Wyoming	25	36
9/25	@#20-California	13	46
10/2	@#15-Washington	17	52
10/16	@New Mexico State*	52	13
10/23	Louisiana Tech* (HC)	31	6
		31	6
10/30	@Louisiana Lafayette*	13	24
		13	24
11/6	@Nevada*	45	46
11/13	UNLV*	14	28
11/20	Pacific*	20	24
		282	337

1994 (3-8)
COACH: John Ralston
CAPTAINS: Dan Godfrey, Patrick Walsh

9/3	@Fresno State	13	45
9/10	Baylor	20	54
9/17	@Stanford	20	51
9/24	Louisiana Lafayette*	31	28
10/1	@California	0	55
10/8	@#12-Washington	20	34
10/22	Nevada* (HC)	10	42
10/29	@UNLV*	10	23
11/5	New Mexico State*	21	24
11/12	@Louisiana Tech*	27	6
11/19	@Pacific*	28	15
		200	377

1995 (3-8)
COACH: John Ralston
CAPTAINS: Howard Butler, Chris Hill

9/2	Stanford	33	47
9/9	@#7-USC	7	45
9/16	Northern Illinois*	17	18
9/23	@California	7	40
9/30	Utah State	32	30
10/14	UNLV* (HC)	52	14
10/21	@San Diego State	20	49
10/28	Pacific*	30	32
11/4	@Arkansas State*	7	21
11/11	@New Mexico State*	38	37
11/18	@Nevada*	28	45
		271	378

1996 (3-9)
COACH: John Ralston
CAPTAINS: Carl Dean, Eric Quarles, Joe Furlow

8/31	@Air Force*	0	45
9/7	California	25	45
9/14	@Stanford	2	25
9/21	UTEP*	26	25
9/28	@Washington State	16	52
10/5	#25-Wyoming*	22	45
10/12	@Fresno State*	18	28
10/19	@Colorado State*	13	36
11/2	San Diego State* (HC) (ABC-TV)	20	49
11/9	@Hawai'i*	38	17
11/16	@#15-Washington	10	53
11/23	UNLV*	31	28
		221	448

1997 (4-7)
COACH: Dave Baldwin
CAPTAINS: Dan O'Dell, Eric Coughran

9/6	@#17-Stanford	12	28
9/13	Wisconsin	10	56
9/20	@Wyoming*	10	30
10/4	@Oregon State	12	26
10/11	Colorado State*	20	55
10/18	@UTEP*	10	7
10/25	NR/#24-Air Force* (ESPN2)	25	22
11/1	Fresno State* (HC)	12	53
11/8	@San Diego State*	21	48
11/15	Hawai'i*	38	14
11/22	@UNLV* (OT)	55	48
		225	387

1998 (4-8)
COACH: Dave Baldwin
CAPTAINS: James Hodgins, David Loverne, Lyle West

9/5	@Stanford	35	23
9/12	Idaho	12	17
9/19	@#22-Oregon	3	58
9/26	New Mexico*	37	20
10/3	@#10-Virginia	14	52
10/10	Rice* (HC)	20	17
10/17	@UTEP*	21	28
10/24	@BYU*	43	46
10/31	Utah*	17	49
11/7	@Hawai'i*	45	17
11/14	San Diego State*	6	34
11/21	@Fresno State*	21	24
		274	385

1999 (3-7)
COACH: Dave Baldwin
CAPTAINS: Chris Kasteler, Ron-Jon Acuna, Jeff Wucinich

9/4	@Louisiana State	21	29
9/11	@Colorado	35	63
9/18	Saint Mary's (Calif.)	38	3
9/25	Tulsa*	34	10
10/2	@Stanford	44	39
10/9	@TCU*	0	42
10/16	@Rice*	7	49
10/23	SMU* (HC)	cancelled	
10/30	@UTEP*	26	42
11/6	Hawai'i*	41	62
11/20	@Fresno State*	12	63
		258	402



YEAR-BY-YEAR SCORES (2000-2011)

2000 (7-5)

COACH: Dave Baldwin

CAPTAINS: Sean Brewer, Casey LeBlanc, Josh Parry, Neil Parry

9/2	@#1-Nebraska	13	49
9/9	@Stanford	40	27
9/16	Southern Utah	47	7
9/23	@#9-USC	24	34
9/30	Rice*	29	16
10/7	@SMU*	35	10
10/14	UTEP* (HC)	30	47
10/21	@Nevada*	49	30
10/28	@Hawai'i*	57	48
11/4	#9/9-TCU* (ESPN2)	27	24
11/18	@Tulsa*	17	28
11/25	Fresno State*	6	37
		374	357

2001 (3-9)

COACH: Dr. Fitz Hill

CAPTAINS: Patrick Battle, Chris Fe'esago, Casey Le Blanc,

Larry Thompson, Deoncé Whitaker

9/1	@USC	10	21
9/8	@Colorado	15	51
9/29	@Arizona State	15	53
10/6	@Louisiana Tech*	20	41
10/13	SMU* (HC)	17	24
10/20	@UTEP*	40	28
10/27	Tulsa*	63	27
11/3	@Hawai'i*	10	34
11/10	Nevada*	64	45
11/17	@Boise State*	6	56
11/23	@#23-Fresno State*	21	40
12/1	#12-Stanford	14	41
		295	461

2002 (6-7)

COACH: Dr. Fitz Hill

CAPTAINS: Chip Kimmich, Luke LaHerran, Charles Pauley,

Tim Provost

8/31	@Arkansas State	33	18
	(Little Rock, Ark.)		
9/7	@#14-Washington	10	34
9/14	@Stanford	26	63
9/21	@Illinois	38	35
9/28	UTEP*	58	24
10/5	@SMU*	34	23
10/12	@#5-Ohio State	7	50
10/19	@Nevada*	24	52
10/26	Boise State* (HC)	8	45
11/2	@Hawai'i*	31	40
11/9	Louisiana Tech*	42	30
11/16	@Tulsa*	49	38
11/23	Fresno State*	16	19
		376	467

2003 (3-8)

COACH: Dr. Fitz Hill

CAPTAINS: Joséph Hayes, Gerald Jones, Paul Okumu,

Neil Parry, Philip Perry, Scott Rislow, LaMons Walker, Tuati Wooden

8/23	Grambling State	29	0
	(ESPN2)		
8/30	@Florida	3	65
9/6	@Stanford	10	31
9/18	Nevada*	30	42
10/4	@Rice*	24	28
10/11	SMU* (HC)	31	14
10/25	@Boise State*	14	77
11/1	Hawai'i*	10	13
11/8	@UTEP*	69	41
11/15	@Fresno State*	7	41
11/22	Tulsa*	32	34
		259	386

2004 (2-9)

COACH: Dr. Fitz Hill

CAPTAINS: Jerrell Hardy, Lance Martin, Sean McNamara,

Dale Rogers

9/4	@Stanford	3	43
9/18	Morgan State	47	28
9/25	@SMU*	13	36
10/2	Rice*	70	63
10/9	@Washington	6	21
10/23	@Hawai'i*	28	46
10/30	UTEP* (HC)	20	38
11/6	@Nevada*	24	42
11/13	#14-Boise State* (2OT)		
	(ESPN2)	49	56
11/20	@Tulsa*	24	34
11/27	Fresno State*	28	62
		312	469

2005 (3-8)

COACH: Dick Tomey

CAPTAINS: Clarence Cunningham, Kinji Green, Brian Nunez,

Rufus Skillern, Ezekiel Staples

9/3	Eastern Washington	35	24
9/10	@Illinois	19	40
9/24	@San Diego State	21	52
10/1	Nevada* (ABC-TV)	23	30
10/8	@Utah State*	17	24
10/15	@Boise State*	21	38
10/22	Hawai'i* (HC)	38	45
10/29	@Louisiana Tech*	14	31
11/5	@#21-Fresno State*	7	45
11/19	New Mexico State*	27	10
11/26	Idaho*	26	18
		248	357

2006 (9-4)

COACH: Dick Tomey

CAPTAINS: Matt Cantu, Trae Jackson, Damaja Jones,

James Jones

Tied for 32nd-ranked by Associated

Press

9/2	@Washington	29	35
9/9	Stanford	35	34
9/23	Cal Poly	17	7
9/30	San Diego State	31	10
10/14	Utah State* (HC)	21	14
10/21	@Nevada* (ABC-TV)	7	23
10/28	Louisiana Tech*	44	10
11/4	@New Mexico State*	31	21
11/11	#14/13-Boise State*	20	23
11/18	@Hawai'i*	17	54
11/25	@Idaho*	28	13
12/2	Fresno State*	24	14

NEW MEXICO BOWL

(Albuquerque, N.M.)

12/23	New Mexico (ESPN)	20	12
		324	270

2007 (5-7)

COACH: Dick Tomey

CAPTAINS: John Booker, Matt Castelo, Waylon Prather,

Adam Tafralis

9/1	@Arizona State	3	45
9/8	@Kansas State	14	34
9/15	@Stanford	0	37
9/22	@Utah State*	23	20
9/29	UC Davis	34	14
10/6	Idaho (HC)*	28	20
10/12	#16/16-Hawai'i* (OT)		
	(ESPN2)	35	42
10/20	@Fresno State*	0	30
11/3	@#21/22-Boise State*	7	42
11/10	New Mexico State*	51	17
11/17	@Louisiana Tech*	23	27
11/24	Nevada*	27	24
		245	352

2008 (6-6)

COACH: Dick Tomey

CAPTAINS: Coye Francies, Jarron Gilbert, Christopher Owens,

Justin Paysinger

8/30	UC Davis	17	13
9/6	@Nebraska	12	35
9/13	San Diego State	35	10
9/20	@Stanford	10	23
9/27	@Hawai'i*	20	17
10/11	Utah State (HC)*		
	(ESPN)	30	7
10/18	@New Mexico State*	31	14
10/24	#13/13-Boise State*		
	(ESPN2)	16	33
11/1	@Idaho*	30	24
11/8	Louisiana Tech*	0	21
11/15	@Nevada*	17	41
11/21	Fresno State*		
	(ESPN2)	10	24
		224	259

2009 (2-10)

COACH: Dick Tomey

CAPTAINS: Justin Cole, Carl Ihenacho, Travis Jones,

Patrick Perry

9/5	@#4/4-USC (FSN)	3	56
9/12	#17/17-Utah		
	(ESPN)	14	24
9/19	@Stanford	17	42
9/26	Cal Poly	19	9
10/10	Idaho (HC)*	25	29
10/17	@Fresno State*	21	41
10/31	@#6/5-Boise State*	7	45
11/8	Nevada* (ESPN)	7	62
11/14	@Utah State*	9	24
11/21	Hawai'i* (OT)	10	17
11/28	New Mexico State*	13	10
12/5	@Louisiana Tech*	20	55
		165	414

2010 (1-12)

COACH: Mike MacIntyre

9/4	@#1-Alabama	3	48
9/11	@#11-Wisconsin	14	27
	(ESPN)		
9/18	Southern Utah	16	11
9/25	@#13-Utah	3	56
10/2	UC Davis (HC)	13	14
10/9	@#21/23-Nevada*	13	35
	(ESPN)		
10/16	#3-Boise State*	0	48
10/23	Fresno State*	18	33
10/30	@New Mexico State*	27	29
11/13	Utah State*	34	38
11/20	@Hawai'i*	7	41
11/27	Louisiana Tech*	38	45
12/4	@Idaho* (OT)	23	26
		209	451

2011 (5-7)

COACH: Mike MacIntyre

CAPTAINS: Matt Faulkner, Pompey Festejo, Duke Ihenacho,

Fred Koloto

9/3	@#6-Stanford	3	57
9/10	@UCLA	17	27
9/17	Nevada*	14	17
9/24	New Mexico State*	34	24
10/1	@Colorado State	38	31
	(ESPN3)		
10/8	@BYU (ESPN)	16	29
10/14	Hawai'i (HC)*	28	27
	(ESPN)		
10/29	@Louisiana Tech*	28	38
11/5	Idaho*	29	32
11/12	@Utah State*	33	34
11/19	Navy (ESPN3)	27	24
11/26	@Fresno State*	27	24
		294	364



YEAR-BY-YEAR SCORES (2012-2020)

2012 (11-2)
COACH: Mike MacIntyre
CAPTAINS: Noel Grigsby, Travis Johnson, Ryan Otten, David Quessenberry
24th in the final BCS standings
21st ranked by Associated Press
21st ranked by USA Today/ESPN

8/31	@#21-Stanford	17	20
	(Pac-12 Network)		
9/8	UC Davis	45	13
9/15	Colorado State	40	20
	(ESPN3)		
9/22	@San Diego State	38	34
9/29	@Navy	12	0
	(CBS Sports Network)		
10/13	Utah State (HC)*	27	49
10/20	@UTSA* (ESPN3)	52	24
10/27	Texas State*	31	20
11/3	@Idaho*	42	13
11/10	@New Mexico State*	47	7
11/17	BYU (ESPN2)	20	14
11/24	Louisiana Tech*	52	43
	(ESPN2)		

INTERIM HEAD COACH: Kent Baer
MILITARY BOWL
(Washington, D.C.)

12/27	Bowling Green (ESPN)		
		29	20
		452	277

2013 (6-6)
COACH: Ron Caragher
CAPTAINS: David Fales, Noel Grigsby, Ryan Jones, Nicholas Kaspar, Travis Raciti, Keith Smith

8/29	Sacramento State	24	0
9/7	@#5-Stanford	13	34
9/21	@Minnesota (ESPN2)		
		24	43
9/27	Utah State* (ESPN)	12	40
10/5	@Hawai'i*	37	27
10/12	@Colorado State*	34	27
	(CBS Sports Network)		
10/26	Wyoming (HC)*	51	44
11/2	@UNLV*	34	24
11/9	San Diego State*	30	34
	(CBS Sports Network)		
11/16	@Nevada*	16	38
	(ESPN2)		
11/22	Navy (3OT)		
	(ESPN2)	52	58
11/29	#16/#16 Fresno State*		
	(CBS Sports Network)	62	52
		389	421

2014 (3-9)
COACH: Ron Caragher
CAPTAINS: David Peterson, Travis Raciti

8/28	North Dakota	42	10
9/6	@#5-Auburn	13	59
	(ESPN2)		
9/20	@Minnesota	7	24
9/27	Nevada*	10	21
	(CBS Sports Network)		
10/4	UNLV (HC)*	33	10
	(ESPNNews)		
10/18	@Wyoming (OT)*	27	20
	(CBS Sports Network)		
10/25	@Navy	31	41
	(CBS Sports Network)		

11/1	Colorado State*	31	38
	(CBS Sports Network)		
11/8	@Fresno State*	24	38
	(CBS Sports Network)		
11/15	Hawai'i*	0	13
11/21	@Utah State*	7	41
	(ESPN2)		
11/29	@San Diego State*	7	38
	(CBS Sports Network)	232	353

2015 (6-7)
COACH: Ron Caragher
CAPTAINS: Tyler Ervin, Wes Schweitzer, Jimmy Pruitt, Christian Tago

9/3	New Hampshire	43	13
9/12	@Air Force*	16	37
	(ESPN2)		
9/19	@Oregon State	21	35
	(Pac-12 Network)		
9/26	Fresno State*	49	23
	(CBS Sports Network)		
10/3	@Auburn	21	35
	(SEC Network)		
10/10	@UNLV (OT)*	33	27
	(Campus Insiders)		
10/17	San Diego State (HC)*	7	30
	(ESPN2)		
10/24	New Mexico*	31	21
	(ROOT Sports)		
11/6	BYU	16	17
	(CBS Sports Network)		
11/14	@Nevada (OT)*	34	37
	(Campus Insiders)		
11/21	@Hawai'i*	42	23
	(Time-Warner Cable PPV)		
11/27	Boise State*	23	40
	(CBS Sports Network)		

AUTONATION CURE BOWL
(Orlando, Fla.)

12/19	Georgia State	27	16
	(CBS Sports Network)	363	354

2016 (4-8)
COACH: Ron Caragher
CAPTAINS: Tim Crawley, Maurice McKnight, Kenny Potter, Christian Tago

9/3	@Tulsa	10	45
	(CBS Sports Network)		
9/10	Portland State	66	35
9/17	Utah	17	34
	(CBS Sports Network)		
9/24	@Iowa State	10	44
	(Fox Sports Net)		
10/1	@New Mexico*	41	48
	(ROOT Sports)		
10/8	Hawai'i (HC)*	17	34
	(Time-Warner Cable PPV)		
10/15	Nevada*	14	10
	(CBS Sports Network)		
10/21	@San Diego State*	3	42
	(ESPN2)		
10/29	UNLV*	30	24
	(CBS Sports Network)		
11/4	@#24-Boise State*	31	45
	(ESPN2)		
11/19	Air Force*	38	41
	(CBS Sports Network)		
11/26	@Fresno State*	16	14
	(CBS Sports Network)	293	416

2017 (2-11)
COACH: Brent Brennan
CAPTAINS: Bryson Bridges, Frank Ginda, Chris Gonzalez, Jermaine Kelly, Jeremiah Kolone, Maurice McKnight

8/26	#19/#21-USF	22	42
	(South Florida)		
	(CBS Sports Network)		
9/2	Cal Poly	34	13
9/9	@Texas	0	56
	(Longhorn Network)		
9/16	@Utah	16	54
	(ESPN2)		
9/23	Utah State*	10	61
	(Facebook Live)		
9/30	@UNLV*	13	41
	(ESPNU)		
10/7	Fresno State (HC)*	10	27
	(ESPN3)		
10/14	@Hawai'i*	26	37
	(Spectrum)		
11/28	@BYU	20	41
	(BYUtv/ESPN3)		
11/4	San Diego State*	7	52
	(ESPNU)		
11/11	@Nevada*	14	59
	(ESPN3)		
11/18	@Colorado State*	14	42
	(CBS Sports Network)		
11/25	Wyoming*	20	17
	(ESPN3)	206	542

2018 (1-11)
COACH: Brent Brennan
CAPTAINS: Bryson Bridges, Dakari Monroe, Josh Oliver, Boogie Roberts

8/30	UC Davis	38	44
9/8	@Washington State	0	31
	(Pac-12 Network)		
9/15	@#20/#23-Oregon	22	35
	(Pac-12 Network)		
9/29	Hawai'i* (5OT)	41	44
	(Spectrum Sports)		
10/6	Colorado State*	30	42
	(CBS Sports Network)		
10/13	Army West Point	3	52
	@Levi's Stadium		
	(ESPN2)		
10/20	@San Diego State	13	16
	(CBS Sports Network)		
10/27	UNLV*	50	37
	(AT&T SportsNet)		
11/3	@Wyoming*	9	24
	(AT&T SportsNet)		
11/10	@#16/#14-Utah State*		
	(Facebook Live)	14	42
11/17	Nevada (ESPN3)	12	21
11/24	@RV/#23-Fresno State*		
	(ESPNU)	13	31
		255	439

2019 (5-7)
COACH: Brent Brennan
CAPTAINS: Ethan Aguayo, Troy Kowalski, Sailosi Latu, Josh Love, Jesse Osuna

8/29	Northern Colorado	35	18
9/7	Tulsa (ESPN3)	16	34
9/21	@Arkansas	31	24
	(SEC Network)		
9/27	@Air Force*	24	41
	(CBS Sports Network)		
10/4	New Mexico*	32	21
	(CBS Sports Network)		
10/12	@Nevada*	38	41
	(AT&T SportsNet)		
10/19	San Diego State*	17	27
	(Facebook Live)		
10/26	@Army West Point	34	29
	(CBS Sports Network)		
11/2	#21/#21-Boise State*	42	52
	(CBS Sports Network)		
11/9	@Hawai'i*		
	(Facebook Live)	40	42
11/23	@UNLV*	12	21
	(AT&T SportsNet)		
11/30	Fresno State*		
	(ESPN2)	17	16
		361	383

2020 (7-1)
COACH: Brent Brennan
CAPTAINS: Bailey Gaither, Cade Hall, Nick Starkel, Tre Webb
22nd in the final College Football Playoff rankings
24th ranked by the Associated Press
24th ranked in the Coaches poll
Mountain West champion

10/24	Air Force*	17	6
	(FS1)		
10/31	New Mexico*	38	21
	(FS1)		
11/6	@San Diego State*	28	17
	@Dignity Health Sports Complex		
	(CBS Sports Network)		
11/14	UNLV*	34	17
	(FS2)		
11/21	@Fresno State* Canceled		
11/28	@Boise State* Canceled		
12/5	Hawai'i*	35	24
	@Aloha Stadium		
	(Spectrum Sports)		
12/11	Nevada*	30	20
	@Sam Boyd Stadium		
	(CBS Sports Network)		

MOUNTAIN WEST CHAMPIONSHIP

12/19	Boise State	34	20
	@Sam Boyd Stadium		
	(FOX Sports)		

OFFERPAD ARIZONA BOWL
(Tucson, Ariz.)

12/31	Ball State	13	34
	(CBS)	229	159



YEAR-BY -YEAR SCORES (2021-23)

2021 (5-7)

329 264

COACH: Brent Brennan

CAPTAINS: Kyle Harmon, Cade Hall, Jack Snyder, and Tre Jenkins

8/28	Southern Utah	45	14
	(CBS Sports Network)		
9/4	@USC	7	30
	@L.A. Coliseum		
9/18	@Hawai'i*	17	13
	@ Ching Complex (FS1)		
9/25	@Western Michigan	3	23
	@Waldo Stadium		
10/2	New Mexico State	37	31
	(NBC Sports Bay Area)		
10/9	@Colorado State*	14	32
	@Canvas Stadium (FS1)		
10/15	San Diego State (HC)*13	19	
	(CBS Sports Network)		
10/21	@UNLV*	27	20
	@Allegiant Stadium (CBS Sports Network)		
10/30	Wyoming*	27	21
	(FS2)		
11/6	@Nevada*	24	27
	@Mackay Stadium (FS2)		
11/13	Utah State*	17	48
	(FS1)		
11/25	Fresno State*	9	40
	(FS1)		
		240	318

(HC) – Homecoming
* – conference game
Associated Press national ranking listed when applicable
Coaches' poll national ranking listed second when applicable

2022 (7-5)

COACH: Brent Brennan

CAPTAINS: Kyle Harmon, Cade Hall, Jack Snyder, and Tre Jenkins

9/1	Portland State	21	17
	(NBC Sports Bay Area)		
9/10	@Auburn	16	24
	@ Jordan Hare Stadium (ESPNU)		
9/24	Western Michigan	34	6
	(CBS Sports Network)		
10/1	@ Wyoming*	33	16
	@ War Memorial Stadium (CBS Sports Network)		
10/7	UNLV*	40	7
	(CBS Sports Network)		
10/15	@ Fresno State*	10	17
	@ Valley Children's Stadium (FS2)		
10/29	Nevada* (HC)	35	28
	(CBS Sports Network)		
11/5	Colorado State*	28	16
	(NBC Sports Bay Area)		
11/12	@ San Diego State*	27	43
	@ Aztec Stadium (FS1)		
11/19	@ Utah State*	31	35
	@ Maverik Stadium (FS1)		
11/26	Hawai'i*	27	14
	(FS1)		

FAMOUS IDAHO POTATO BOWL

12/20	Eastern Michigan	27	41
-------	------------------	----	----

(HC) – Homecoming
* – conference game
Associated Press national ranking listed when applicable
Coaches' poll national ranking listed second when applicable

2023 (7-6)

COACH: Brent Brennan

8/26	@ #6 - USC	28	56
	@ Memorial Coliseum (PAC-12 Network)		
9/3	#18 - Oregon State	17	42
	(CBS)		
9/9	Cal Poly	59	3
	(NBC Sports Bay Area)		
9/16	@ Toledo	17	21
	@ Glass Bowl Stadium (ESPN+)		
9/22	Air Force*	20	45
	(FS1)		
10/7	@ Boise State*	27	35
	@ Albertsons Stadium (CBS Sports Network)		
10/14	@ New Mexico*	52	24
	@ University Stadium (Mountain West Network)		
10/21	Utah State* (HC)	42	21
	(CBS Sports Network)		
10/28	@ Hawai'i*	35	0
	@ Clarence T.C. Ching Complex (Spectrum Sports)		
11/11	#25 - Fresno State*	42	18
	(CBS Sports Network)		
11/18	San Diego State*	24	13
	(CBS Sports Network)		
11/25	@ UNLV*	37	31
	@ Allegiant Stadium (Mountain West Network)		

EASYPOST HAWAII BOWL


(Honolulu, Hawai'i)			
12/23	Coastal Carolina	14	24
		414	333

(HC) – Homecoming
* – conference game
Associated Press national ranking listed when applicable
Coaches' poll national ranking listed second when applicable

BOWLS / HOMECOMING



2015 Cure Bowl
San José State 27
Georgia State 16




2012 Military Bowl
San José State 29
Bowling Green 20




2006 New Mexico Bowl
San José State 20
New Mexico 12



1990 California Raisin Bowl
San José State 48
Central Michigan 24




1987 California Bowl
Eastern Michigan 30
San José State 27



1986 California Bowl
San José State 37
Miami (Ohio) 7




1981 California Bowl
Toledo 27
San José State 25



1971 Pasadena Bowl
Memphis State 28
San José State 9



1949 Raisin Bowl
San José State 20
Texas Tech 13




1947 Raisin Bowl
San José State 20
Utah State 0

Homecoming Games (49-34-2)

1933	San Francisco State	44	6	1960	Washington State	6	29	1984	Fresno State	18	17	2008	Utah State	30	7
1934	Chico State	6	6	1961	Arizona State	32	26	1985	CS Fullerton	18	20	2009	Idaho	25	29
1935	Humboldt State	25	6	1962	New Mexico	13	25	1986	Fresno State	45	41	2010	UC Davis	13	14
1936	Humboldt State	0	20	1963	Arizona State	19	21	1987	CS Fullerton	46	19	2011	Hawai'i	28	27
1937	Santa Clara	2	25	1964	Fresno State	26	14	1988	Utah State	36	31	2012	Utah State	27	49
1938	Redlands	21	6	1965	Pacific	52	21	1989	New Mexico State	34	6	2013	Wyoming	51	44
1939	Redlands	52	6	1966	Idaho	21	7	1990	CS Long Beach	46	29	2014	UNLV	33	10
1940	Pacific	28	7	1967	New Mexico	52	14	1991	UNLV	55	12	2015	San Diego State	7	30
1941	UC Santa Barbara	33	14	1968	Washington State	0	46	1992	CS Fullerton	46	19	2016	Hawai'i	17	34
1942	San Diego State	26	0	1969	New Mexico	24	27	1993	Louisiana Tech	31	6	2017	Fresno State	10	27
1946	Brigham Young	14	0	1970	Utah	9	13	1994	Nevada	10	42	2018	Hawai'i (5OT)	41	44
1947	Pacific	0	14	1971	Pacific	28	18	1995	UNLV	52	14	2019	San Diego State	17	27
1948	UC Santa Barbara	43	13	1972	CS Long Beach	35	8	1996	San Diego State	20	49	2020	N/A		
1949	Saint Mary's	40	13	1973	San Diego State	27	27	1997	Fresno State	12	53	2021	San Diego State	13	19
1950	Saint Mary's	18	6	1974	CS Long Beach	27	17	1998	Rice	20	17	2022	Nevada	35	28
1951	Pacific	7	0	1975	Pacific	41	13	1999	SMU	canceled		2023	Utah State	42	21
1952	Brigham Young	44	27	1976	Santa Clara	50	15	2000	UTEP	30	47				
1953	Arizona State	20	35	1977	Pacific	7	24	2001	SMU	17	24				
1954	Fresno State	28	0	1978	Santa Clara	17	7	2002	Boise State	8	45				
1955	Pacific	7	14	1979	CS Fullerton	23	0	2003	SMU	31	14				
1956	Denver	26	35	1980	Fresno State	26	14	2004	UTEP	20	38				
1957	Pacific	6	21	1981	CS Fullerton	45	23	2005	Hawai'i	38	45				
1958	Fresno State	48	6	1982	Fresno State	27	39	2006	Utah State	21	14				
1959	Wyoming	7	28	1983	CS Fullerton	11	20	2007	Idaho	28	20				



COACHING RECORDS



Dudley DeGroot

YEAR	COACH	W	L	T	PCT.
1893	James E. Addicott	0	2	0	.000
1895	James E. Addicott	0	0	1	.000
1896	James E. Addicott	0	0	1	.000
1898	James E. Addicott	4	1	1	.917
1899	Jess Woods	5	2	1	.643
1900	James E. Addicott	2	3	1	.417
ADDICOTT (4.5 seasons)		6	6	4	.500



Ben Winkleman

1900	Fielding Yost	1	0	0	1.000
1921	David Wooster	1	5	0	.167
1922	David Wooster	2	5	1	.313
WOOSTER (2 seasons)		3	10	1	.250
1923	H.C. McDonald	0	6	0	.000



Glenn Hartranft

1924	E.R. Knollin	1	4	0	.250
1925	E.R. Knollin	2	5	0	.286
1926	E.R. Knollin	1	6	1	.214
1927	E.R. Knollin	4	5	0	.444
1928	E.R. Knollin	5	2	1	.688
KNOLLIN (5 seasons)		13	22	2	.378

1929	Walter Crawford	3	3	1	.500
1930	Walter Crawford	2	3	3	.437
1931	Walter Crawford	1	8	0	.111
CRAWFORD (3 seasons)		6	14	4	.333



Bill Hubbard

1932	Dudley S. DeGroot	7	0	2	.889
1933	Dudley S. DeGroot	5	4	0	.556
1934	Dudley S. DeGroot	3	3	4	.500
1935	Dudley S. DeGroot	5	5	1	.500
1936	Dudley S. DeGroot	5	4	0	.556
1937	Dudley S. DeGroot	11	2	1	.821
1938	Dudley S. DeGroot	11	1	0	.917
1939	Dudley S. DeGroot	13	0	0	1.000
DeGROOT (8 seasons)		60	19	8	.736

1940	Ben Winkleman	11	1	0	.917
1941	Ben Winkleman	5	3	3	.591
WINKLEMAN (2 seasons)		16	4	3	.761



Bob Bronzan

1942	Glenn Hartranft	7	2	0	.778
------	-----------------	---	---	---	------

YEAR	COACH	W	L	T	PCT.
1946	Bill Hubbard	9	1	1	.864
1947	Bill Hubbard	9	3	0	.750
1948	Bill Hubbard	9	3	0	.750
1949	Bill Hubbard	9	4	0	.692
HUBBARD (4 seasons)		36	11	1	.761

1950	Robert T. Bronzan	6	3	1	.650
1951	Robert T. Bronzan	2	7	1	.250
1952	Robert T. Bronzan	6	3	0	.667
1953	Robert T. Bronzan	4	4	1	.500
1954	Robert T. Bronzan	7	3	0	.700
1955	Robert T. Bronzan	5	3	1	.611
1956	Robert T. Bronzan	2	7	1	.250
BRONZAN (7 seasons)		32	30	5	.515

1957	Robert Titchenal	3	7	0	.300
1958	Robert Titchenal	4	5	0	.444
1959	Robert Titchenal	4	6	0	.400
1960	Robert Titchenal	5	4	0	.556
1961	Robert Titchenal	6	4	0	.600
1962	Robert Titchenal	2	8	1	.227
1963	Robert Titchenal	5	5	0	.500
1964	Robert Titchenal	4	6	0	.400
TITCHENAL (8 seasons)		33	45	1	.424

1965	Harry Anderson	5	5	0	.500
1966	Harry Anderson	3	7	0	.300
1967	Harry Anderson	2	7	0	.286
1968	Harry Anderson	3	7	0	.300
ANDERSON (4 seasons)		13	26	0	.333

1969	Joe McMullen	2	8	0	.200
1970	Joe McMullen	1	2	0	.333
McMULLEN (1.33 seasons)		3	10	0	.231

1970	Dewey King	1	7	0	.125
1971	Dewey King	5	6	1	.458
1972	Dewey King	4	7	0	.364
KING (2.67 seasons)		10	20	1	.339

1973	Darryl Rogers	5	4	2	.545
1974	Darryl Rogers	8	3	1	.708
1975	Darryl Rogers	9	2	0	.818
ROGERS (3 seasons)		22	9	3	.691



Bob Titchenal



Harry Anderson



Joe McMullen



Dewey King



Darryl Rogers



Lynn Stiles


COACHING RECORDS




YEAR	COACH	W	L	T	PCT.
1976	Lynn Stiles	7	4	0	.636
1977	Lynn Stiles	4	7	0	.364
1978	Lynn Stiles	7	5	0	.583
STILES (3 seasons)					.529
1979	Jack Elway	6	4	1	.591*
1980	Jack Elway	7	4	0	.636
1981	Jack Elway	9	3	0	.750
1982	Jack Elway	8	3	0	.727
1983	Jack Elway	5	6	0	.455
ELWAY (5 seasons)					.634
1984	Claude Gilbert	6	5	0	.545+
1985	Claude Gilbert	2	8	1	.227
1986	Claude Gilbert	10	2	0	.833
1987	Claude Gilbert	10	2	0	.833
1988	Claude Gilbert	4	8	0	.333
1989	Claude Gilbert	6	5	0	.545
GILBERT (6 seasons)					.558
1990	Terry Shea	9	2	1	.792
1991	Terry Shea	6	4	1	.591
SHEA (2 seasons)					.696
1992	Ron Turner	7	4	0	.636
1993	John Ralston	2	9	0	.182
1994	John Ralston	3	8	0	.273
1995	John Ralston	3	8	0	.273
1996	John Ralston	3	9	0	.250
RALSTON (4 seasons)					.244
1997	Dave Baldwin	4	7		.364
1998	Dave Baldwin	4	8		.333
1999	Dave Baldwin	3	7		.300
2000	Dave Baldwin	7	5		.583
BALDWIN (4 seasons)					.400

YEAR	COACH	W	L	T	PCT.
2001	Dr. Fitz Hill	3	9		.250
2002	Dr. Fitz Hill	6	7		.462
2003	Dr. Fitz Hill	3	8		.273
2004	Dr. Fitz Hill	2	9		.182
HILL (4 seasons)					.298
2005	Dick Tomey	3	8		.273
2006	Dick Tomey	9	4		.692
2007	Dick Tomey	5	7		.417
2008	Dick Tomey	6	6		.500
2009	Dick Tomey	2	10		.167
TOMEY (5 seasons)					.417
2010	Mike MacIntyre	1	12		.077
2011	Mike MacIntyre	5	7		.417
2012	Mike MacIntyre	10	2		.833
MacINTYRE (3 seasons)					.432
2012	Kent Baer	1	0		1.000
2013	Ron Caragher	6	6		.500
2014	Ron Caragher	3	9		.250
2015	Ron Caragher	6	7		.462
2016	Ron Caragher	4	8		.333
CARAGHER (4 seasons)					.388
2017	Brent Brennan	2	11		.154
2018	Brent Brennan	1	11		.083
2019	Brent Brennan	5	7		.417
2020	Brent Brennan	7	1		.875
2021	Brent Brennan	5	7		.417
2022	Brent Brannan	7	5		.583
2023	Brent Brannan	7	6		.539
BRENNAN (7 seasons)					.415
ALL-TIME TOTALS					513 532 38 .478

* - record later changed to 3-8 by conference action
 + - record later changed to 7-4 by conference action




Jack Elway



Claude Gilbert



Terry Shea



Ron Turner



John Ralston



Dave Baldwin



Dr. Fitz Hill



Dick Tomey




Mike MacIntyre



Kent Baer



Ron Caragher




Brent Brennan



ASSISTANT COACHES HISTORY

Adams, Klayton (2)	2011-12	Dorazio, Dan (1)	1978	King, Dewey (2)	1969-70	Quinn, Tom (3)	1999-2001
Adkins, Matt (3)	2020-23	Dougherty, Jimmie (3)	2013-15	Krikorian, Butch (4)	1963-66	Rasnack, Rick (9)	1982-90
Ale, Arnold (1)	2016	Drevno, Tim (1)	1999	Landis, Tim (1)	2010	Rastovski, Dave (1)	1978
Alexakos, Steve (1)	1995	Dyer, George (1)	1973	LaRussa, Andy (2)	2011-12	Rea, Donnie (6)	1987-92
Allen, Keith (3)	2002-04			Laveroni, Bill (5)	1990-94	Robinson, Greg (2)	2014-15
Amaral, Bob (1)	1953	Earley, Phil (1)	2016	Lee, Ronnie (2)	2001-02	Roche, Charlie (4)	2001-04
Anderson, Harry (6)	1959-64	Edwards, Herman (3)	1987-89	Lewis, Greg (1)	2013	Rodgers, Richard (2)	1995-96
Arroyo, Marcus (3)	2006-08	Emanuel, Gary (1)	2007	Lindgren, Brian (1)	2012	Rolin, Andrew (3)	2014-16
Arslanian, Paul (1)	2000	English, Ron (1)	2016	Littlejohn, R. Todd (1)	2000		
		Erickson, Dennis (3)	1979-81	Loose, Robert (2)	1971-72		
Baer, Kent (5)	2008-12			Lubick, Matt (2)	1997-98	Sacks, Barry (4)	1998-2000, 2016
Baldwin, Dave (4)	1980-83	Feldman, Marty (3)	1957-59	Lunney, Barry (2)	2003-04	Salave'a, Joe (2)	2009
Bame, Damon (3)	1965-67	Ferrigno, Dan (2)	2015-16	Lynn, Ron (2)	1977-78	Scott, Eric (3)	2021-23
Bergman, Craig (2)	1995-96	Filimoeatu, Bojay (2)	2017-18			Seumalo, Joe (7)	2005, 2017-23
Bernardi, Gary (3)	2010-12	Fipp, Dave (3)	2005-07	McGiven, Kevin (5)	2018-23	Shea, Terry (3)	1984-86
Bernardi, Joe (3)	2017-19	Flores, Mike (1)	1976	McMackin, Greg (5)	1979-83	Skipper, Jim (2)	1977-78
Bishop, Gil (3)	1936-38	Fowler, Stu (1)	1953	McPherson, Walt (8)	1939-42, 1946-49	Sowder, Andrew (1)	2017
Borges, Al (2)	2015-16	Fraley, Hank (1)	2013	Mackovic, John (2)	1969-70	Staab, Joe (3)	2013-15
Bostad, Bob (2)	1997-98	Frease, Don (2)	1977-78	Malley, Terry (6)	2009-14	Stenavich, Adam (2)	2015-16
Brennan, Brent (6)	2005-10			Martz, Mike (1)	1975	Stewart, Brian (1)	1997
Bronzan, Bob (4)	1946-49	Gadd, Tom (2)	1993-94	Mastro, Jim (1)	1996	Strausser, Chris (2)	1995-96
Buckingham, Earl (4)	2001-04	Gaskins, Wally (21)	1979-95, 1997-2000	Margerum, Ken (5)	2005-09	Sullivan, Dick (8)	1973-76, 1979-82
Buller, Ed (3)	1990-92	Gillhamer, Mike (3)	1991-93	Mathews, Larry (1)	1954	Sumers, Dale (1)	1954
Burns, Keith (6)	2004-09	Godden, John (2)	1984-85	Mannini, Dick (3)	1974-76	Theeder, Roger (4)	1993-96
Burntett, Leon (1)	1975	Graf, Steve (2)	1999-2000	Mendonsa, Gibby (1)	1952	Thompson, Kenwick (6)	2001-04, 2006, 2013
Camp, Charlie (2)	2005-06	Green, Kinji (3)	2008-10	Menges, Gene (17)	1952-68	Thornburg, Andy (2)	1993-94
Capers, Dom (1)	1977	Grottkau, Bob (2)	1969-70	Miskulin, George (1)	1954	Throckmorton, Todd (3)	1997-99
Carter, Alonzo (7)	2017-23	Gruneisen, Sam (1)	1986	Moropoulos, Craig (3)	1992-94	Troxel, Lon (2)	1979-80
Carter, Keith (1)	2014	Guidici, Fred (5)	2012-14, 2017-22	Morton, Steve (5)	2005-09	Viney, Chip (2)	2022-23
Carter, Ruben (2)	1995-96	Gunderson, Ryan (4)	2017-20	Murphy, Cal (1)	1973	Vogt, John (2)	1986-87
Cardin, Randy (2)	1971-72	Hagen, Steve (2)	1997-98			Walsh, Jimmy (2)	1982-83
Chagonjian, Archie (1)	1952	Hamilton, Budgie (5)	1993-97	Nagel, Jim (2)	1976-77	Warner, Pop (2)	1939-40
Christoff, Rob (3)	2021-23	Hammerschmidt, Jeff (1)	2007	Nash, Charles (8)	2001-05, 2007-09	Webb, John (5)	1964-68
Church, Mike (2)	1995-96	Harris, Will (2)	2016-17			Wells, Willard (2)	1973-74
Clark, Charles (3)	2010-12	Hartranft, Glenn (1)	1938	Odum, Derrick (7)	2017-23	White, Scott (7)	2017-23
Colbert, Jim (1)	1973	Henke, Ed (1)	1965	Ogas, Ray (1)	1984	Wilkerson, Chris (3)	2002-04
Coley, Max (4)	1955-58	Henson, Dan (5)	1985-89	Oglesby, Josh (4)	2020-23	Williams, Aric (3)	2018-20
Cook, Rick (7)	1979-82, 1990-92	House, Jim (3)	1987-89	O'Quinn, Kyle (1)	2001	Williams, Donté (3)	2013-15
Connelly, Bob (1)	2000	Hubbard, Bill (7)	1936-42	Ottmar, Dave (1)	1979	Williams, J.D. (1)	1999
Cuffe, Tom (1)	1952			Padilla, Bob (3)	1973-75	Williams, Jesse (2)	1998-99
Cummings, Kevin (4)	2017-20	Jackson, Cass (1)	1972	Painter, Dwain (2)	1971-72	Williams, Keith (3)	2002-04
Cureton, Tom (3)	1948-50	Jeffcoat, Jim (2)	2011-12	Perry, Bill (7)	1950-56	Williams, Tom (2)	2005-06
Darlington, George (4)	1969-72	Johnson, Johnny, Sr. (4)	1968-71	Petrill, Larry (5)	1984-86, 1991-92	Williams, Walt (1)	1947
Davis, George (1)	1954	Jones, Bob (4)	1960-63	Phillips, Russ (1)	1953	Winkler, Jim (2)	1999-2000
Dean, Carl (3)	1999-2001	Jones, Edmund (1)	2003	Pitman, Jeff (1)	1997	Winter, Bud (5)	1947-51
DeFilippo, John (2)	2010-11	Jones, James W. (3)	2013-15	Pompa, Mike (2)	1984-85		
Delgado, Ken (5)	1988-92	Joséph, Norman (2)	2001-02	Ponciano, Ron (1)	1997		
DeLuca, Joe (3)	1974-76	Katella, Pete (1)	1977	Poole, Hampton (1)	1948		
DeMonner, Ron (4)	1977-78, 1993-94	Kay, Doug (1)	1976	Portal, DeWitt (5)	1937-41		
Dolby, Mike (3)	1976-78	Keele, Tom (3)	1966-68			Quinn, Mike (3)	1976-78
Doll, Kirk (1)	2011	Kerr, Larry (4)	1980-83				
Donadio, Tony (1)	1936						

(#) – seasons as an assistant coach



Keith Carter
Tennessee
Titans



John DeFilippo
Chicago Bears



Dave Fipp
Philadelphia
Eagles



Jeff
Hammerschmidt
New York Jets



Greg Lewis
Kansas City
Chiefs



Adam Stenavich
Green Bay
Packers



Chris Strausser
Indianapolis
Colts

ASSISTANT COACHES HISTORY



Former San José State University assistant coaches in 2020

Klayton Adams	Indianapolis Colts assistant offensive line coach	Brian Lindgren	Oregon State University offensive coordinator
Arnold Ale	Carson (Calif.) High football head coach	Todd Littlejohn	Bakersfield College interim head coach
Keith Allen	The Kings Academy (Fla.) head coach	Matt Lubick	University of Nebraska offensive coordinator/ wide receivers coach
Marcus Arroyo	UNLV head coach	Barry Lunney	UTSA offensive coordinator coach
Dave Baldwin	University of Northern Colorado offensive coordinator	Jim Mastro	University of Oregon running backs coach
Kent Baer	University of Montana defensive coordinator	Craig Moropoulos	Santa Barbara City College head coach
Craig Bergman	Monte Vista High School head coach	Jeff Pitman	Boise State strength & conditioning coach
Gary Bernardi	San Diego State University football analyst	Ron Ponciano	Citrus College head coach
Bob Bostad	University of Wisconsin inside linebackers coach	Tom Quinn	New York Giants assistant special teams coach
Keith Burns	UTEP director of recruiting & player personnel	Charlie Roche	College of the Siskiyous athletics director
Dom Capers	Minnesota Vikings senior defensive assistant	Richard Rodgers	Washington (NFL) assistant defensive backs coach
Keith Carter	Tennessee Titans offensive line coach	Andrew Rolin	Montana State University Northern head coach
Charles Clark	University of Memphis defensive backs coach	Barry Sacks	University of Montana defensive line coach
Carl Dean	Bakersfield College offensive coordinator	Joe Salave'a	University of Oregon associate head coach/ co-defensive coordinator/ defensive line coach
John DeFilippo	Chicago Bears quarterbacks coach	Andrew Sowder	Kent State offensive coordinator
Ken Delgado	Milestone Football League coach	Joe Staab	University of San Diego defensive backs coach
Dan Dorazio	University of British Columbia assistant coach	Adam Stenavich	Green Bay Packers assistant offensive line coach
Jimmie Dougherty	UCLA wide receivers coach	Brian Stewart	Baylor University cornerbacks coach
Tim Drevno	University of Southern California offensive line/run game coordinator	Chris Strausser	Indianapolis Colts offensive line coach
Ron English	University of Florida safeties coach	Kenwick Thompson	UNLV linebackers coach
Dan Ferrigno	Washington State University offensive analyst	Chris Wilkerson	University of Chicago head coach
Bojay Filimoeatu	Utah State linebackers coach	Donté Williams	University of Southern California defensive backs coach
Dave Fipp	Philadelphia Eagles special teams coordinator	J.D. Williams	Georgia State secondary coach/ special teams coordinator
Hank Fraley	Detroit Lions assistant offensive line coach	Jim Winkler	San Jose City College head coach
Jeff Hammerschmidt	New York Jets special teams assistant coach		
Will Harris	University of Washington defensive backs coach		
Tim Landis	Lycoming College quarterbacks coach/ special teams coordinator		
Andy LaRussa	Western Kentucky University safeties coach/ special teams coordinator		
Greg Lewis	Kansas City Chiefs wide receivers coach		

Spartan assistants who later became major college or pro head coaches

Keith Allen	Southwest Baptist (2007-2012)	Miami (Fla.) (1989-94), Seattle (NFL) (1995-98), Oregon State (1999-02), San Francisco (NFL) (2003-04), Arizona State (2007-11)	Doug Kay	Charlotte (ARENA)1995, Carolina (ARENA) (2000-01), Columbus (ARENA) (2006-08)
Harry Anderson	San José State (1965-68)	Oakland (AFL) (1961-62)	Dewey King	San José State (1970-72), Wheaton (1973-79)
Marcus Arroyo	UNLV (2020)	Memphis (ARENA) (1995-96)	Tim Landis	Rensselear Polytechnic Institute (2011)
Dave Baldwin	San José State (1997-00)	Bucknell (1995-01)	John Mackovic	Wake Forest (1978-80), Kansas City (1983-86), Illinois (1988-91), Texas (1992-97), Arizona (2001-03)
Bob Bronzan	San José State (1950-56)	San José State (1984-89)	Dick Mannini	Saint Mary's (1977-84), San Francisco State (1992-94)
Leon Burtnett	Purdue (1982-86)	Cass Jackson	Mike Martz	St. Louis Rams (2000-05)
Dom Capers	Carolina (NFL) (1995-98), Houston (NFL) (2002-05)	Norman Joseph	Greg McMackin	Hawaii (2008-11)
Rubin Carter	Florida A&M (2005-07)		Bob Padilla	Fresno State (1978-79)
Jim Colbert	C.W. Post (1980-82)			
Joe DeLuca	Saint Mary's (1984-85)			
Herman Edwards	New York Jets (2001-05), Kansas City (2006-08)			
Dennis Erickson	Idaho (1982-85, 2006), Wyoming (1986), Washington State (1987-88),			



ASSISTANT COACHES HISTORY

Spartan assistants who later became major college or pro head coaches

Dwain Painter
Ron Ponciano
Rick Rasnick
Terry Shea


Northern Arizona (1979-81)
Cal State Northridge (1998)
Eastern Michigan (1995-99)
San José State (1990-91),
Rutgers (1996-00)

Jim Skipper
Todd Throckmorton
Chris Wilkerson

San Francisco (USFL) (2001)
Fort Lewis (2000-03)
University of Chicago (2013-present)



Dave Baldwin




Herman Edwards



Dennis Erickson



Marty Feldman



John Mackovic



Greg McMackin

San José State alums who became college or pro head coaches

Marcus Arroyo
Bob Bronzan

UNLV (2020 - first season)
San José State (1950-56)
7 college seasons – 32-30-5

Steve DeBerg

Indiana (2004)

Claude Gilbert

1 ARENA season – 0-5
San Diego State (1973-80),
San José State (1984-89)
14 college seasons – 99-56-3

Fred Guidici

Menlo College (2009-11)
3 college seasons – 13-18

Bill Hubbard

San José State (1946-49)
4 college seasons – 36-11-1

Cass Jackson

Oberlin (1973-74), Morris Brown (1975-77),
Southern (1978-80)

Ron McBride

8 college seasons
Utah (1990-2002), Weber State (2005-11)
20 college seasons – 131-101-0

Rick Rasnick

Eastern Michigan (1995-99)
5 college seasons – 20-34-0

Al Saunders

San Diego (1986-88)

Omarr Smith

3 NFL seasons – 17-22-0
Los Angeles Kiss (ARENA) 2016
Baltimore Brigade (ARENA) 2017-19

Bob Titchenal

New Mexico (1953-55),
San José State (1957-64)
11 college seasons – 45-61-2

Dick Vermeil

UCLA (1974-75), Philadelphia (1976-82),
St. Louis (1997-99), Kansas City (2001-05)
2 college seasons – 15-5-3
15 NFL seasons – 120-109
17 total seasons – 135-114-2

Dick Voris


Virginia (1958-60)

Bill Walsh


3 college seasons – 1-29-0
Stanford (1977-78, 92-94),
San Francisco (NFL) (1979-88)
5 college seasons – 34-24-1
10 NFL seasons – 102-63-1
15 total seasons – 136-87-2



Bob Bronzan



Steve DeBerg



Claude Gilbert



Fred Guidici



Bill Hubbard



Cass Jackson




Ron McBride



Rick Rasnick



Al Saunders



Omarr Smith



Bob Titchenal



Dick Vermeil



Dick Voris



Bill Walsh



The San José State University football team plays its home games in CEFCU Stadium. Built in 1933, the stadium was known as Spartan Stadium until CEFCU entered into a 15-year naming rights with the University in 2016.

The Spartans won the first football game played in the stadium, 44-0, over San Francisco State, on October 7, 1933. Since then, the Spartans have played 402 games over 82 seasons. The team's 100th win in the stadium came on October 21, 1967, against New Mexico, 52-14. The 200th victory occurred in 2005. SJSU's home field record is 246-153-17 at the end of 2020.

This season, CEFCU Stadium is in the midst of a massive change to its west side in preparation for the construction of an operations center scheduled to be completed in 2023. Seating on the east side was removed in 2019. Two stadium expansions and renovations in the 1980's increased the seating capacity from 18,000 to over 30,000.

A FieldTurf surface replaced natural grass in 2009. The original FieldTurf surface was removed in May 2017 for a new AstroTurf surface. A new videoboard/scoreboard in the north end zone was installed in the summer of 2020 to complement the videoboard in the south end zone installed in 2011.

The university's commencement, concerts, professional and collegiate soccer, religious convocations, band competitions and high school football games have taken place at CEFCU Stadium.

Five Silicon Valley Football Classics were held in CEFCU Stadium. Air Force in 2000, Michigan State in 2001, Fresno State in 2002, UCLA in 2003 and Northern Illinois in 2004 were bowl-game winners. The 1999 Women's World Cup and 1999 NCAA Women's College Cup soccer events attracted record-setting crowds.

The largest attendance at a home football game was a 31,681 sellout crowd at the 2003 win over Grambling State. The game marked the first time under the current stadium configuration that San José State had a "sellout" prior to game day.

The largest crowd to attend any event in the stadium was estimated at 37,000 for a ZZ Top music concert.

LARGEST CEFCU STADIUM FOOTBALL CROWDS

DATE	OPPONENT	ATTEND	SCORE
August 23, 2003	Grambling State	31,681	29-0 (W)
November 17, 1990	Fresno State	31,218	42-7 (W)
September 9, 2006	Stanford	29,321	35-34 (W)
September 2, 1995	Stanford	28,467	47-33 (L)
October 4, 1986	Fresno State	28,158	45-41 (W)
November 15, 1986	CS Long Beach	27,786	38-14 (W)
October 24, 2008	Boise State	26,258	33-16 (L)
November 19, 2011	Navy	25,114	27-24 (W)
October 14, 2011	Hawai'i	24,643	28-27 (W)
November 21, 2008	Fresno State	24,384	24-10 (L)
September 12, 2009	Utah	23,684	24-14 (L)
November 29, 2013	Fresno State	23,574	62-52 (W)
November 20, 1971	Arizona State	23,500	49-6 (L)
September 6, 1986	Oregon	23,115	21-14 (L)
September 13, 1997	Wisconsin	23,042	56-10 (L)
September 7, 1996	California	22,647	45-25 (L)
December 2, 2006	Fresno State	22,235	24-14 (W)
November 11, 2006	Boise State	21,742	23-20 (L)
October 29, 1988	Fresno State	21,367	17-15 (L)
October 15, 1983	CS Fullerton	21,318	20-11 (L)
October 23, 1982	Fresno State	21,302	39-27 (L)
October 17, 1981	CS Fullerton	21,248	45-23 (W)
October 12, 2007	Hawai'i	20,473	42-35 (L-OT)
November 15, 1975	San Diego State	20,399	31-7 (W)
September 3, 2023	Oregon State	20,337	42-17 (L)
November 7, 1987	Pacific	20,324	41-17 (W)
October 11, 2008	Utah State	20,318	30-7 (W)
November 16, 1991	Hawai'i	20,289	35-35 (T)
October 16, 2010	Boise State	20,239	48-0 (L)
October 1, 1983	Oregon	20,109	44-34 (W)



CEFCU Stadium during a nationally-televised San José State football home game in 2007.



THE LAST TIME

A PLAYER RUSHED FOR 200 OR MORE YARDS IN A GAME: Kairee Robinson (19 for 200 yards and two TDs) as the Spartans beat Fresno State, 42-18, on November 11, 2023... **and by the opponent:** Hawaii running back Diocemy Saint Juste (39 for 202 and two TDs) as Hawai'i defeated San Jose State, 37-26, on October 14, 2017.

TWO OR MORE TEAMMATES RUSHED FOR 100 OR MORE YARDS IN A GAME: Kairee Robinson (15 for 126 yards and three TDs) and Quali Conley (10 for 123 yards and one TD) as the Spartans defeated New Mexico, 52-24, October 14, 2023... **and by the opponent:** Running back Emmanuel Michel (33 for 148 yards and three TDs) and running back John Lee Eldridge III (10 for 102 yards and two TDs) when Air Force defeated the Spartans, 45-20, on September 22, 2023.

TWO SPARTANS RUSHED 70 OR MORE YARDS ON SEPARATE PLAYS IN A GAME FOR A TOUCHDOWN : Malike Roberson (87 yards) and Zamore Zigler (74 yards), both in the fourth quarter as the Spartans beat Portland State, 66-35, on September 10, 2016.

A PLAYER CAUGHT 10 OR MORE PASSES IN A GAME: Elijah Cooks (10 for 121 yards and two TDs) in a 27-14 win over Hawai'i on November 26, 2022... **and by the opponent:** Brian Cobbs of Utah State (10 for 122 yards) in the Spartans' 35-31 loss on November 19, 2022.

A RECEIVER GAINED AT LEAST 200 YARDS IN A GAME: Bailey Gaither (10 for 208 yards and one TD) in a 38-21 win over New Mexico on October 31, 2020... **and by the opponent:** Davante Adams (13 for 264 yards and three TDs) in the Spartans' 62-52 win over Fresno State on November 29, 2013.

TWO OR MORE TEAMMATES GAINED AT LEAST 100 RECEIVING YARDS IN A GAME: Bailey Gaither (10 for 208 yards and 1 TD) and Tre Walker (9 for 107 yards and 2 TDs) in the Spartans' loss to UNLV, 38-35, on November 23, 2019... **and by the opponent:** Quinton Patton (10 for 125 yards and two TDs) and Myles White

(7 for 126 and one TD) as San José State defeated Louisiana Tech, 52-43, on November 24, 2012.

THREE TEAMMATES GAINED AT LEAST 100 RECEIVING YARDS IN A GAME: Chandler Jones (8 for 146 yards and three TDs), Tyler Winston (10 for 164 yards and one TD) and Kyle Nunn (10 for 160 yards and two TDs) as the Spartans beat #16-Fresno State, 62-52, on November 29, 2013... **and by the opponent:** Ryan Grice-Mullen (14 for 175 yards and one TD), Davone Bess (12 for 140 and one TD) and Jason Rivers (12 for 138 and one TD) in a 42-35 overtime loss to Hawai'i on October 12, 2007.

A PASSER COMPLETED 35 OR MORE PASSES IN A GAME: Josh Love completed 37-of-56 passes with four interceptions for 465 yards and three TDs in a 38-35 loss at UNLV on November 23, 2019...**and by the opponent:** Derek Carr (38-of-50 with one interception and six TDs) in San José State's 62-52 win on November 29, 2013.

A PASSER PASSED FOR 400 OR MORE YARDS IN A GAME: Nick Starkel threw for 453 yards on 32-of-52 passing with no interceptions and three TDs in a 34-20 win over Boise State on December 19, 2020 ... **and by the opponent:** Jordan Love (491 yards and five TDs) in Utah State's 62-24 win over San José State on November 10, 2018.

AN INTERCEPTION WAS RETURNED FOR A TOUCHDOWN: Michael Dansby (98 yards) in a 42-18 win over Fresno State on November 11, 2023... **and by the opponent:** Chris McDonald Jr. (25 yards) as Toledo beat San Jose State, 21-17, on September 16, 2023.

MORE THAN ONE INTERCEPTION IN GAME WAS RETURNED FOR A TOUCHDOWN: Kyle Flynn (90 yards) and Duke Ihenacho (43 yards) in a 31-14 win at New Mexico State on October 18, 2008...**and by the opponent:** Dameon Baber (100 and 39 yards) as Nevada defeated San José State, 59-14, on November 11, 2017.

A PLAYER INTERCEPTED TWO OR MORE PASSES IN A GAME: Brandon Ezell intercepted two passes in the 32-21 New Mexico win on October 4, 2019...**and by the opponent:** Nevada's Dameon Baber intercepted two passes and scored on both of them in the Wolf Pack's 59-14 win on November 11, 2017.

A SPARTAN RETURNED AN INTERCEPTION FOR A TOUCHDOWN IN CONSECUTIVE GAMES: Duke Ihenacho on 43-yard returns against Utah State and New Mexico State in 2008.

A PUNT WAS RETURNED FOR A TOUCHDOWN: Matthew Coleman (75 yards) in a 59-3 win over Cal Poly on September 9, 2023...**and by the opponent:** Avery Williams (69 yards) in Boise State's 34-20 loss to San José State on December 19, 2020.

A BLOCKED PUNT RESULTED IN A SPARTAN TOUCHDOWN: Justin Stearns scored off a blocked punt, returning it seven yards in the second quarter of the Spartans' 52-24 win at New Mexico on October 14, 2023.

A BLOCKED PUNT RESULTED IN AN OPPONENT TOUCHDOWN: Jaden Smith of Utah State picked up a blocked punt and scored on a 56-yard return in the Aggies' 35-31 win on November 19, 2022.

A KICKOFF WAS RETURNED FOR A SPARTAN TOUCHDOWN: Shamar Garrett returned a kickoff 986 yards in the Spartans' 30-20 win over Nevada on December 11, 2020.

A KICKOFF WAS RETURNED BY AN OPPONENT FOR A TOUCHDOWN: Zachariah Branch returned a kickoff 96 yards in USC's 56-28 win over San José State on August 26, 2023.

A FUMBLE RESULTED IN A SPARTAN TOUCHDOWN: Jamal Scott picked up running back Jared Mohamad's fourth quarter fumble and ran 22 yards for a TD in a 34-13 win over Cal Poly on September 2, 2017.



A FUMBLE RESULTED IN AN OPPONENT TOUCHDOWN: Army West Point's James Nachtigal picked up a San José State fumble and ran 52 yards for a touchdown in a 52-3 win over the Spartans on October 13, 2018.

A PLAYER SCORED THREE OR MORE TOUCHDOWNS IN A GAME:

Running back Kairee Robinson scored on runs of 35, 19, and 4 and on a reception of 55 in a 52-24 win over New Mexico on October 14, 2023...

and by the opponent: UNLV's Jai'Den Thomas rushed 10 times for 50 yards and three touchdowns San Jose State's 37-31 win over the Rebels on November 25, 2023

A SPARTAN SAFETY WAS SCORED:

San José State scored a safety when Bryun Parham and Noah Wright tackled Wyoming's Titus Swen in the end zone in a 33-16 win over the Cowboys on October 1, 2022.

AN OPPONENT SAFETY WAS SCORED:

San Diego State scored a safety when San José State quarterback Chevon Coredeiro was tackled in the end zone by Jonah Tavai on November 12, 2022.

TWO BROTHERS SCORED IN THE SAME SAN JOSÉ STATE GAME:

James Callier, Jr., caught a 2-point conversion pass and James T. Callier caught an 8-yard touchdown pass in the Spartans' 31-21 win at New Mexico State on November 4, 2006.

A PLAYER KICKED THREE OR MORE FIELD GOALS:

Kyler Halvorsen kicked field goals of 25, 30 and 22 yards in a 34-20 win over UNLV on November 25, 2023...**and by the opponent:** Northern Colorado's Colin Root kicked field goals of 52, 36, and 36 yards in a 35-18 loss to San Jose State on August 29, 2019.

A SPARTAN LED THE NATION IN A STATISTICAL CATEGORY AT THE END OF A SEASON:

Frank Ginda was the national leader in total tackles in 2017. He was credited with 173 tackles and a 13.3 per game average.

A DEFENSIVE EXTRA-POINT WAS SCORED IN A SAN JOSÉ STATE



Nick Gilliam made a 37-yard field goal on the final play of the game in San José State's 38-35 victory over Illinois in 2002.

GAME: San José State scored a defensive extra point when Travis Johnson blocked a fourth-quarter Hawai'i extra-point kick try and teammate Duke Ihenacho ran with the loose ball into the end zone in the 28-27 Spartan win on October 14, 2011.

MORE THAN 60 POINTS WERE SCORED BY ONE TEAM:

The Spartans scored 66 points in a 66-35 win over Portland State on September 10, 2016... **and by the opponent:** Utah State defeated San José State, 62-24, on November 10, 2018.

MORE THAN 100 POINTS WERE SCORED IN A SAN JOSÉ STATE GAME:

San José State and Portland State combined for 101 points in a 66-35 Spartan victory on September 10, 2016. There are 11 times in school history in which 100 or more points were scored in a football game.

SAN JOSÉ STATE SCORED 28 OR MORE POINTS IN A QUARTER:

The Spartans scored 30 points in the third quarter of a 42-30 loss to Colorado State on October 6, 2018.

THE OPPONENT SCORED 28 OR MORE POINTS IN A QUARTER:

Utah State scored 28 points in the second quarter of a 62-24 win over the Spartans on November 10, 2018.

SAN JOSÉ STATE OVERCAME A DEFICIT OF 14 OR MORE POINTS TO WIN:

San José State erased a 14-point third quarter deficit to defeat Nevada, 35-28, at home on October 29, 2022.

THE OPPONENT OVERCAME A DEFICIT OF 14 OR MORE POINTS TO WIN:

San José State led Boise

State, 27-7, in the second quarter, but lost, 35-27, on October 7, 2023.

SAN JOSÉ STATE WON A GAME ON THE FINAL PLAY:

Placekicker Nick Gilliam booted a 37-yard field goal as San José State defeated Illinois, 38-35, on September 21, 2002.

SAN JOSÉ STATE LOST A GAME ON THE FINAL PLAY:

Nevada kicker Brandon Talton kicked a 40-yard field goal as the Wolf Pack defeated the Spartans, 41-38, on October 12, 2019.

A SHUTOUT WAS RECORDED:

San José State shut out Hawai'i, 35-0, on October 28, 2023... **and by the opponent:** Washington State blanked the Spartans, 31-0, on September 8, 2018.

SAN JOSÉ STATE DEFEATED A NATIONALLY-RANKED OPPONENT:

San José State defeated #25-ranked Fresno State, 42-18, on November 11, 2023.

THE SPARTANS PLAYED AN OVERTIME GAME:

The Spartans lost to Hawai'i, 44-41, in five overtimes on September 29, 2018.

THE SPARTANS HAD A WINNING SEASON:

The Spartans have a 7-6 record in 2023.

THE SPARTANS WENT TO A BOWL GAME:

The Spartans faced Coastal Carolina in the EasyPost Hawai'i Bowl on December 23, 2023.