

SJSU FOOTBALL

GAMEDAY INFORMATION

TV TALENT **truTV max**
Ari Wolfe, Darius Walker, Jared Greenberg

RADIO TALENT **SJSU SPARTANS** **1220 AM**
Kevin Richardson, Buck Roggeman

LIVE STATS SJSUstats.com
BE SOCIAL @SanJoseStateFB

MEDIA SCHEDULE

Monday: Practice 9:40 a.m. - 11:30 a.m.
Tuesday: Practice 9:40 a.m. - 11:30 a.m.
Ken Niumatalolo Weekly Presser 1 p.m. (SAC Press Room)
Wednesday: No Media
Thursday: Game vs. Sac State at 7:00 p.m.
Friday: No Media
ALL players and coaches are available upon request following practice. Practice is open to media for first 40 minutes.

FOOTBALL CONTACT

Associate AD for Com. & Broadcasting.....**Sky Kerstein (W. Mich., NU)**
Cell 703-597-4950
E-mail sky.kerstein@sjsu.edu

GENERAL INFORMATION

San José State University Founded in 1857
Location..... San Jose, Calif.
Enrollment 32,157
Nickname Spartans
Colors Gold, White and Blue
Conference..... Mountain West (MW)
Stadium CEFCU Stadium (19,000)
President Dr. Cynthia Teniente-Matson (UAF, UAA, FS)
Director of Athletics..... Jeff Konya (Princeton, Iowa)
FB Sport Admin Scott MacDonald (St. Andrews, Oakland)
Dir. of Football Ops..... Garrett Wolfe (Texas)

FOOTBALL HISTORY

First Year / Record..... 1898 / 513-532-38 (.491)
Bowl Record..... 7-6 (.539)
Conference Titles (last)..... 17 (Mountain West, '20)

2024 SCHEDULE

Date	Opponent	Time/Result/TV (PT)	
8/29	SACRAMENTO ST.	7:00 p.m.	truTV
9/7	at Air Force*	4:00 p.m. (PT)	truTV
9/14	KENNESAW ST.	4:00 p.m.	truTV
9/20	at Washington St.	7:00 p.m.	truTV
10/5	NEVADA*	4:30 p.m.	truTV
10/12	at Colorado St.*	12:30 p.m. (PT)	truTV
10/19	WYOMING*	1:00 p.m.	truTV
10/26	at Fresno St.*	5:00 p.m.	truTV
11/9	at Oregon St.	12:30 p.m./7:30 p.m.	truTV
11/16	BOISE ST.*	4:00 p.m.	truTV
11/22	UNLV*	TBD	FS1
11/29	STANFORD	1:00 p.m.	CBFS
12/05	MW Championship	5:00 p.m.	FOX

Pacific Time listed for all games

* - Mountain West game



SAN JOSÉ STATE (0-0, 0-0 MW) vs. SAC STATE (0-0, 0-0 BIG SKY)

Aug. 29, 2024 // 7:00 p.m. // TruTV/MAX // San Jose, Calif. (CEFCU Stadium)



OPENING DRIVE

• The defending co-regular season Mountain West champions look for their fourth bowl game in the last five years and third bowl game in a row both for the first time in SJSU history as they start the 2024 campaign.

• This is the first game ever in the partnership of TNT Sports and the Mountain West Conference.

• The Spartans have won seven bowl games ever, new head coach **Ken Niumatalolo** has six bowl wins as a head coach.

• Last season was the first time since 1986-87 the Spartans had been to back-to-back bowl games.

• This is the fourth Thursday season home opener since 2018 with the last being in 2022, which ended in a 21-17 win over Portland State.

• The Spartans have seven home games for the first time since 2006 and are 10-2 in their last 12 games at CEFCU Stadium.

• The Spartans have three Friday games this season which is the most for the Spartans since 2013 ironically they also ended the regular season with Friday home games on Nov. 22 and Nov. 29. On 11/22/13 the Spartans hosted Ken Niumatalolo and Navy at CEFCU Stadium.

• Eleven of the Spartans' 12 regular season games will be on national television including their second season in a row hosting a CBS nationally televised game. It's the most nationally televised regular season games for the Spartans since 2021.

• The last time the Spartans had three home games to finish the season was in 1979.

• SJSU is the only school in the Mountain West Conference playing both Oregon State and Washington State on the road. Boise State is playing both but at home.

• The Spartans threw only four interceptions last season, which was tops in the Mountain West and second in the nation.

• From the 2023 season, only two players return who scored offensive touchdowns last season (**Nick Nash, Malikh Miller**). SJSU also returns two players who scored special teams touchdowns a season ago (**Matthew Coleman, Justin Stearns**). Defensively, the Spartans return one player who scored a touchdown last season (**Michael Dansby**).

SPARTANS

Ken Niumatalolo (1st/16th)
0-0 (.000)
109-83 (.568)
0-0 (.000)

MATCHUP

COACH Andy Thompson (2nd/2nd)
RECORD AT SCHOOL
OVERALL RECORD
VS. OPPONENT

HORNETS

8-5 (.615)
8-5 (.615)
0-0 (.000)

INSIDE THE SERIES

OVERALL: - 1-0-0
STREAK: - W1
IN SACRAMENTO: - 0-0
IN SAN JOSE: - 1-0-0
NEUTRAL: - 0-0
LAST 5 MEETINGS: - 1-0

LAST FIVE MEETINGS

8/29/13	W	24-0	H	San Jose (CEFCU)
---------	---	------	---	------------------

• Associate Head Coach/Defensive Coordinator **Derrick Odum** is one of two coaches to stay on staff (Wide Receivers Coach/Passing Game Coordinator **Kevin McGiven**). **Odum** is going into his eighth season as defensive coordinator at SJSU which is the fourth longest stint for an FBS defensive coordinator currently in the country behind Iowa's Phil Parker (13), Iowa State's Jon Heacock (9), and Utah's Morgan Scalley (9).

• Whoever is under center for the Spartans to start against Sacramento State will be the first quarterback not named **Chevan Cordeiro** to start a game for SJSU since **Nick Starkel** on 11/25/21 (25 games).

• The Spartans have 49 new players this season, which ranks 30th in FBS football. Included in the 49 new players are 30 transfers which ranks 14th most in FBS football.

• The Spartans have only 53 returning players which puts them only behind North Texas (46) and Colorado (51) for the fewest returning players in FBS football.

• SJSU has only 14 players in their final year of eligibility which is tied for third with Iowa State in the country behind Troy (12) and Illinois (12).

• Out of the 14 players in their final year of eligibility, only four played their entire career at SJSU. Only Troy (0), SDSU (1), Colorado (1), ODU (3), and Colorado (3) have less.

• The Spartans have 102 players on the roster this season which is near the lowest in FBS, last season it was 106. Sac State has 119.

MORE NEWS AND NOTES

- SJSU had 28 players jump in the transfer portal with half of them ending up at FBS schools and eight going to power four schools.
- The Spartans played a very competitive MW schedule last season by playing the teams who finished 1st, 3rd, 4th, 6th, 7th & 8th in the conference. The Spartans finished second. This season the Spartans play the 1st, 2nd, 3rd, 4th, 5th, 6th, and 12th place ranked teams in the MW preseason poll plus Washington State and Oregon State on the road.
- SJSU rushed for 200 plus yards in four straight games for the first time since 2000 prior to SDSU (11/18/23) and ran for 200 or more yards six times in 2023 which was the most since 2000 as well. The Spartans have gone 13-0 when rushing over 200 yards since 2017.
- The Spartans ran for 150 or more yards in their final seven games last season and nine times overall last season which was the most this century for SJSU.
- The Spartans hit at least 100 yards rushing in 11 games last season which was the most since 2015.
- SJSU had 31 rushing touchdowns last season which was good for fourth in the Mountain West and 13th in the country. The 31 rushing touchdowns were the most for the Spartans this century. The SJSU record is 41 in 1952.
- Redshirt senior **Nick Nash** had a career-high seven receptions against No. 18 Oregon State (9/3/23). He had career-highs with three touchdown receptions and 89 yards receiving against No. 6 USC (8/26/23). He is the second Spartan with three touchdown receptions in a game the last two seasons (**Elijah Cooks**, 11/19/22).
- **Nash** led the Spartans last season with 48 receptions for 728 yards and eight touchdowns. No other wide receiver had more than one touchdown last season and the closest to catches was 26 with 347 yards.
- **Nash** is going into his sixth season at SJSU as he started his career as a quarterback here. Even though he was part of the 2019 class, **Nash** is 25 years old and isn't even in the top 18 oldest players in college football. The oldest player in college football is Luke Larsen at ECU who is 32 years old and born on 7/18/92.
- **Nash** earned his first Mountain West Offensive Player of the Week honors following his three touchdown performance against No. 6 USC (8/26/23) and his second touchdown was the No. 2 play on SportsCenter.
- In January of 2024, **Beca Perez** became the first female Director of Player Personnel in SJSU history. She is one of two female DPP's currently in FBS college football (Zaire Turner - Notre Dame).
- **Perez** started her football career at SJSU as student assistant in 2018 and graduated from SJSU in 2020. **Perez** also spent time at Army (2022) and most recently at Stanford (2023), where she worked for a year as the Assistant Director of Recruiting for Stanford football.
- In 2021, **Perez** was the recipient of the Women's Sports Foundation Scott Pioli & Family Fund for Women Football Coaches and Scouts. This is given annually to female football coaches and scouts to defy the gender gap and support their development, education, and training.
- The Spartans' worst loss last season was to Boise State who went 8-6 (.571). Four of the Spartans' six losses a year ago were either to teams who won their conference championship game or were in the Pac-12.
- Last season, the Spartans had the 14th best pass defense in the nation and best pass defense in the MW averaging just 183.0 yards per game.
- Last season was the first time the Spartans had ever hosted two ranked teams in the same season and the first since 2018 they had played three ranked teams in the same season.
- Redshirt sophomore **Matthew Coleman** returned his first career punt for a 75-yard touchdown against Cal Poly (9/9/23). **Coleman** was named MW Freshman of the Week and it was the first punt return TD for the Spartans since **Tre Jenkins** took one back against Utah State on Nov. 10, 2018.
- In 2023, it was the first time the Spartans have had seven or more wins in back-to-back seasons since 1987 and in three of four seasons since 1982.
- Since 2020, the Spartans have gone 26-20 (20-10 in conference). It was also the best four year span for the Spartans since winning 26 games from 2012-15.
- The Spartans had 10 All-Mountain West Honors last season.
- It was the fourth straight year with double-digit All-Mountain West selections for the Spartans last season. Last season was also the second consecutive season with five either first or second team All-Mountain West selections.
- Redshirt senior wide receiver **Justin Lockhart** was named to the 2024 Comeback Player of the Year Award watch list earlier this offseason. **Lockhart** didn't play in 2023 due to an injury and in 2022 he had 36 receptions for 578 yards and a touchdown in the Famous Idaho Potato Bowl which was the top play on SportCenter that evening.
- The Spartans have five Polynesian coaches on their 2024 staff. Head coach **Ken Niumatalolo**, offensive coordinator/quarterbacks coach **Craig Stutzmann**, offensive line coach **John Estes**, inside linebackers coach **Bojay Filimoeatu**, defensive line coach **Al Lapuaho** and senior offensive analyst **Billy Ray Stutzmann**.
- **Estes**, **Filimoeatu** and **Lapuaho** all spent time in the NFL as players. **Craig Stutzmann** played in the CFL.
- **Estes** played with Hawai'i great Colt Brennan during his collegiate career. **Niumatalolo** and both **Stutzmann** brothers also played at Hawai'i.
- Offensive coordinator/quarterback coach **Craig Stutzmann** comes from Texas State where he was one of six finalists for FootballScoop's National Wide Receivers Coach of the Year last season running his "Spread-and-Shred" offense. **Stutzmann** also served as a member of the Green Bay Packers **Bill Walsh** Diversity Coaching Fellowship program in the summer of 2022.
- Tight ends coach/run game coordinator **Mike Judge** comes from the Miami Dolphins where he was an offensive assistant since 2019. **Judge** started his career under Bill Belichick in 2005 with the New England Patriots.
- Cornerbacks coach **Greg Burns** joins the Spartans from UCLA where he was on the coaching staff since 2021 as a defensive analyst. **Burns** has been a defensive backs coach for over 20 years, including recent duties on staff at not only UCLA, but Oregon State in 2018, USC in 2019 and in 2020 at Arizona. **Burns'** brother, **Dexter**, played football at SJSU in the 1990's.

HABBAS LAW ATHLETICS CENTER at SJSU



The Spartans opened the new Habbas Law Athletics Center at SJSU on the east side of CEFCU Stadium prior to the 2023 season. The most transformative capital project in SJSU history approached 70 million dollars.

The two-story, 55,000-square foot building will be the new home for Spartan football and men's and women's soccer while providing amenities for all student-athletes on San José State's 22 athletics teams. It is critical to leveling the playing field in the areas of facilities and recruiting by providing access to first-class amenities including:

- Locker rooms, auditorium, dining facilities, player lounge
- Coaches offices, position meeting rooms, nutrition station
- Premium viewing and hospitality areas on game day



SJSU'S RECORD WHEN ...		SJSU BOWL HISTORY (7-6)	
home	0-0	<ul style="list-style-type: none"> • 2023: Hawai'i Bowl, Honolulu, Hawai'i, Coastal Carolina 24, SJSU 14 • 2022: Famous Idaho Potato Bowl, Boise, Idaho, Eastern Michigan 41, SJSU 27 • 2020: Arizona Bowl, Tucson, Ariz., Ball State 34, SJSU 13 (Played without 30+ players due to Covid protocols) • 2015: Cure Bowl, Orlando, Fla., SJSU 27, Georgia State 16 • 2012: Military Bowl, Washington, D.C., SJSU 29, Bowling Green 20 • 2006: New Mexico Bowl, Albuquerque, N.M., SJSU 20, New Mexico 12 • 1990: California Raisin Bowl, Fresno, Calif., SJSU 48, Central Michigan 24 • 1987: California Bowl, Fresno, Calif., Eastern Michigan 30, SJSU 27 • 1986: California Bowl, Fresno, Calif., SJSU 37, Miami (Ohio) 7 • 1981: California Bowl, Fresno, Calif., Toledo 27, SJSU 25 • 1971: Pasadena Bowl, Pasadena, Calif., Memphis State 28, SJSU 9 • 1949: Raisin Bowl, Fresno, Calif., SJSU 20, Texas Tech 13 • 1947: Raisin Bowl, Fresno, Calif., SJSU 20, Utah State 0 	
away	0-0		
neutral	0-0		
overtime	0-0		
games decided by 3 pts or less	0-0		
games decided by 4-10 pts	0-0		
games decided by 11-14 pts	0-0		
games decided by 14-17 pts	0-0		
games decided by 18+ pts	0-0		
vs. Top 25	0-0		
vs. Top 10	0-0		
vs. MW opponents	0-0		
vs. Power 5 opponents	0-0		
scoring first	0-0		
leading at the half	0-0		
tied at the half	0-0		
trailing at the half	0-0		
leading at start of 4th quarter	0-0		
tied at start of 4th quarter	0-0		
trailing at start of 4th quarter	0-0		
leading with 5 mins remaining	0-0		
tied with 5 mins remaining	0-0		
trailing with 5 mins remaining	0-0		
is successful on fourth down	0-0		
is successful with two point conversion	0-0		
has three or more field goals	0-0		
punts less than five times	0-0		
SJSU completes 60% or better passes	0-0		
SJSU completes less than 60% of passes	0-0		
SJSU completes passes better than opponent	0-0		
SJSU passes for 200 yards	0-0		
SJSU passes more yards than opponent	0-0		
SJSU runs for 100 yards	0-0		
SJSU runs less than 100 yards	0-0		
SJSU has less turnovers than opponent	0-0		
SJSU has more turnovers than opponent	0-0		
SJSU equals opponent in turnovers	0-0		
SJSU has no turnovers	0-0		
SJSU scores 17 pts or less	0-0		
SJSU scores 17 - 20 pts	0-0		
SJSU scores 21 - 23 pts	0-0		
SJSU scores 24 -26 pts	0-0		
SJSU scores 27 - 30 pts	0-0		
SJSU scores 31 - 34 pts	0-0		
SJSU scores 35 pts or more	0-0		
Opponent scores 17 pts or less	0-0		
Opponent scores 17-20 pts	0-0		
Opponent scores 21-23 pts	0-0		
Opponent scores 24-26 pts	0-0		
Opponent scores 27-30 pts	0-0		
Opponent scores 31-34 pts	0-0		
Opponent scores 35 pts or more	0-0		
On Thursday	0-0		
On Friday	0-0		
On Saturday	0-0		
In August	0-0		
In September	0-0		
In October	0-0		
In November	0-0		
On National TV (CBS, FOX, CBS Sports Network, FS1, TruTV, CW)	0-0		
On NBC Sports Bay Area	0-0		
On Mountain West Network	0-0		
Miscellaneous			
Current Streak	N/A		
Home Streak	N/A		
Road Streak	N/A		
		PRONUNCIATIONS	
		Jalen Apalit-Williams - Jay-lin Uh-Pahl-it Will-yums Sebastian Macaluso - Seb-ash-ten Maac-uh-loo-so	
		Dino Beslagic - Dee-no Bes-LAH-jick	Tevita Manukainiu - Tay-vita Mano-kyn-u
		Paolo Burak - PAH-oh-loh Bur-rahk	Akio Martinson - Ah-kee-oh Mar-tin-sun
		Trent Carrizosa - Care-i-zosa	Malikhi Miller - MAL-ih-Ki
		Greco Carrillo - GREH-koh ko-RIL-loh	Daniel Moleni - moh-LEN-ee
		Macloud Crowton - muh-KLOUD KROH-ton	Sione Nomani - see-OH-nay noh-MAH-nee
		Walker Eget - EE-get	Davis Salom - Suh-lahm
		Gafa Faga - No-fuh Fun-ah	Kyri Shoels - Ki-ree SHOH-ls
		Cooper Hoch - Hoke	Noa Siasoi - NOH-ah see-OH-see
		Malakai Hoeft - MAH-lah-kye heft	Marist Talavou - Mare-ist Taal-ih-voh
		Mata Hola - MAH-tah HOH-lah	Uluakinofa Taliauli - Oo-loo-ah-kee-no-fo Tah-lee-ah-oo-lee
		Laakea Kapoi - LAH-keh-ah kah-PDY	Soane Toia - So-ahn-eh Toe-eh-ah
		Kamaehu Kopa-Kaawalaule - Kah-muh-ay-hoo Koh-pah-kuh-ah-vuh-lay-oh-lay	
		Taniela Latu - Tan-yell-ah Lah-Too	David Tuihalangie - too-ee-ha-lan-gee-nee
		Quincy Likio - Lik-ee-oh	Tangata Tuitupou - ten-GAH-tuh too-EE

MEDIA INFORMATION

Credential Requests

Credentials are issued for news and editorial coverage on a case-by-case basis to those filing game stories, accredited members from established media outlets, and personnel assigned by the sports information office. Requests should be directed to Sky Kerstein, sky.kerstein@sjsu.edu. The credential recipient agrees to all conditions set forth by the University relating to conduct and print, video, audio, digital and photographic game coverage.

Football Press Box

The CEFCU Stadium press box is located on the 7th Street side of the stadium and is an open-air facility. Carry a jacket with you. The press box remains open three hours after each contest.

Football Game Day Parking

Media parking passes for home football games are issued by the athletics media relations office.

Football Telephone Lines & Wireless Internet

Nine telephone lines and wireless internet are available for the working media in the press box area.

Photographers

Credentials are issued to newspapers, wire services, video crews and team photographers. NCAA rules limit photographers to a wide area behind the restraining line around the playing field and outside the 25-yard lines.

Production Truck & Satellite Uplink Parking

Production truck and satellite uplink parking is on the 7th Street side of the stadium. Arrangements must be made to park a truck overnight inside CEFCU Stadium.

Radio Broadcasts

The radio broadcast booth for the designated official flagship station of the visiting team at CEFCU Stadium is Box A on the mezzanine level of the press box and has space for five working individuals. ISDN and regular telephone service are provided.

Scouts

Space limitations prohibit seating and standing in the press box for scouting purposes.

Statistics & Services

Game statistics, play-by-play accounts and post-game quotes are compiled and distributed. FAX service is available. A meal is available two hours before kickoff.

Team Practices

During the football season, the Spartans practice in the morning. In-person, post-practice interview opportunities with the student-athletes, generally, occur at approximately 11:45 a.m. on Monday, Tuesdays, Wednesdays and Thursdays. Please contact the media relations office in advance with an interview request. Ken Niumatalolo will have his weekly media availability at 1 p.m. every Tuesday in the press conference room of the new SAC building.

SJSU COMMUNICATIONS

Primary Football Contact:

SKY KERSTEIN ASSOCIATE ATHLETICS DIRECTOR FOR COMMUNICATIONS AND BROADCASTING

sky.kerstein@sjsu.edu

Cell: (703) 597-4950

Secondary Football Contact:

MATT LEVIN MULTIMEDIA SPECIALIST

matt.levin@sjsu.edu

Cell: (301) 525-6326

Communications:

AMY VILLA DIRECTOR OF MEDIA RELATIONS

amy.villa@sjsu.edu

Cell: (408) 421-8604

SAM MARTIN MULTIMEDIA SPECIALIST

sam.martin@sjsu.edu

Cell: (949) 793-5334

Mailing Address:

Alan B. Simpkins Athletics Administration Building
1393 South 7th Street
San Jose, CA 95008



WEEKLY SCHEDULE

25

SUNDAY

No Media Availability

26

MONDAY

Practice - 9:40 a.m. - 11:30 a.m.

27

TUESDAY

Practice - 9:40 a.m. - 11:30 a.m.

28

WEDNESDAY

No Media Availability

29

THURSDAY

7:00 p.m. (PT) - SJSU vs. Sac State on TruTV

30

FRIDAY

No media availability


31

SATURDAY

Practice - 11:45 a.m. - 1:40 p.m.

HIGHLIGHTED PLAYERS-OFFENSE

QB



#9 Emmett Brown
5-10, 187, So-R., San Marcos, Calif.

- Transferred from Washington State prior to 2024 season
- Played in one game at WSU going 2-for-4 for 14 yards (2023)
- Attended San Marcos High School



#5 Walker Eget
6-3, 225, Jr-R., Santa Clarita, Calif.

- Did not play in a game (2023)
- Played in three games with one passing attempt (2022)
- Completed a redshirt season (2021)

RB



#6 Jabari Bates
5-6, 166, So-R., Compton, Calif.

- Played in all 13 games in 2023
- Finished 2023 with 11 carries for 30 yards and nine catches for 32 yards
- Career-high five rushes against Cal Poly (9/9/23)
- Appeared in three games in his freshman season(2022)



#0 Floyd Chalk IV
5-7, 200, Jr., Mission Hills, Calif.

- Transferred from Grambling State prior to 2024 season
- Athlon Sports Preseason Mountain West Fourth-Team Offense (2024)
- Ran for 696 yards on 123 carries with a career-high nine touchdowns at Grambling St. (2023)
- Also added seven receptions for 73 yards in 2023

TE



#81 Jacob Stewart
6-5, 227, Jr., Woodland, Calif.

- Transferred from Sacramento City College prior to 2024 season
- 27 catches and 322 yards in his first season as a tight end in 2023
- Had two touchdown catches and averaged 11.9 yards per catch in 2023
- Played quarterback in his first season at SCC in 2022

#85 Jackson Canaan
6-2, 226, Jr-R., Sacramento, Calif.

- Missed 2023 due to an injury
- Caught 67 passes for 744 yards and four touchdowns in 26 games in 2022
- Career-high three catches and first career TD at Utah State (11/19/22)

WR



#2 TreyShun Hurry
6-2, 194, So., Palmdale, Calif.

- Transferred from Weber State prior to 2024 season
- Had 29 catches for 384 yards and one touchdown in 2023
- Had 115 yards receiving against Eastern Washington (10/21/23)
- Had one touchdown against Cal Poly (11/18/23)

#14 Matthew Coleman
6-0, 169, So-R., Carson, Calif.

- Ended 2023 with 12 catches for 119 yards
- Mountain West Freshman of the Week (9/11/23)
- One catch for 14 yards at UNLV (11/25/23)

WR



#11 Justin Lockhart
6-3, 196, Sr-R., Los Angeles, Calif.

- Transferred from Nevada prior to 2022 season
- Missed 2023 season due to injury
- Finished 2022 season with 36 catches for 578 yards and one touchdown
- Caught two passes for 12 yards and a touchdown vs EMU in Famous Idaho Potato Bowl (12/20/22)

#13 Cooper Hoch
6-3, 188, Fr-R., Costa Mesa, Calif.

- Played in one game in 2023
- Had 21 touchdown receptions his senior year at Corona del Mar HS and 30 for his high school career
- His mother, Tisha, was part of the '96 gold medal-winning women's soccer team USA in the Atlanta Olympics and won the World Cup in 1999

WR




#3 Nick Nash
6-3, 195, Sr-R., Irvine, Calif.

- All-Mountain West Second Team (2023)/Mountain West Offensive Player of the Week (8/28/23)
- Career-high's with 48 receptions, 728 yards, 8 touchdowns and averaging 15.2 yards per reception in 2023
- Three catches for 98 yards including a 51 yard reception at UNLV (11/25/23)
- Three catches for 38 yards against SDSU (11/18/23)

#1 Sawyer Deerman
5-10, 185, Fr-R., Tuscaloosa, Ala.

- Transferred from Alabama prior to 2024 season
- Did not play in 2023
- Was a high school all-american his final season at Tuscaloosa HS

LT



#72 Nate Hale
6-5, 300, Fr-R., Orange, Calif.

- Did not play in a games in 2023
- Played four seasons at offensive tackle earning three letters at Orange Lutheran HS
- Southern Section CIF Champion (2021-22)
- First Team All-Trinity League (2022)



#70 Malik Williams
6-4, 302, Jr-R., Hayward, Calif.

- Transferred from Wyoming prior to 2022 season
- Played in all 13 games including one start at guard vs. Air Force (9/22/23) and one start at tackle vs. Coastal Carolina in bowl (12/23/23)
- Had first career start at SJSU vs. UNLV (10/7/22)
- Also started at Utah State (11/19/22) vs. Hawai'i (11/26/22) & vs. EMU at Famous Idaho Potato Bowl (12/20/22)

LG



#74 Sione Nomani
6-4, 315, Jr-R., Portland, Ore.


- Transferred from Utah State prior to 2024 season
- Did not play at Utah State in 2023
- Played in all games at right guard at Snow College in 2022-23
- Played in 11 games at Snow College in 2021-22



#69 Uluakinofu "Nofo" Taliuuli
6-3, 294, So-R., Millbrae, Calif.


- Played in three games in a backup role in 2023
- Did not play in a game in 2022
- 2021 First-team All-WCAL selection
- 2021 West Catholic Athletic League (WCAL) Co-Offensive Lineman of the Year at St. Francis

C



#62 Tyler Chen
6-3, 260, Fr-R., Rancho Cucamonga, Calif.

- Transferred from Weber State (spring) prior to 2024 season
- Played four games at Utah Tech in 2023
- Played football at Adrian Wilcox High School in Santa Clara, Calif. prior to Rancho Cucamonga High School
- Second-Team Baseline League, 2022-2023,



#66 Will Leys
6-2, 285, So-R., Irvine, Calif.

- Transferred from Illinois prior to 2024 season
- Did not appear in a game at Illinois in 2023
- Transferred from Saddleback College prior to Illinois
- Appeared in two games at Saddleback College as a true freshman

RG



#61 Marist Talavou
6-3, 338, Sr-R., Norwalk, Calif.

- Transferred from Utah prior to 2022 season
- Started 12 games, missed one game due to injury in 2023
- Had first start vs. WMU (9/24/22) and started two games in 2022
- Played against vs. Portland St. (9/17/22)

#60 Hudson Mesa
6-1, 278, Jr-R., Los Gatos, Calif.

- Did not appear in a game in 2023
- Played in two games in 2022
- Did not appear in a game in 2021

RT



#79 Paseti Lapuaho
6-5, 285, Jr., West Valley City, Utah.

- Transferred from Weber State prior to 2024 season
- Played in five games in 2023 at Weber State
- Played in one game in 2022 at Weber State
- Brother, Al, is defensive line coach



#54 Daniel Moleni
6-4, 280, Jr., West Valley City, Utah

- Transferred from City College of San Francisco prior to 2024 season
- Played two seasons
- First Team All-California
- First Team All-Conference Bay 6

Year	GP	Comp.	Att.	Pct.	Yds.	TD/INT
2024	0	0	0	0.0	0	0/0
Career	1	2	4	50.0	14	0/1
Car. Highs:	2	4	---	14	0/1	

Year	GP	Comp.	Att.	Pct.	Yds.	TD/INT
2024	0	0	0	0.0	0	0/0
Career	4	1	9	8.0	8	0/0
Car. Highs:	1	8	---	8	0/0	

Year	GP	Rush	Yds.	Avg.	TD	Long
2024	0	0	0	0.0	0	0
Career	16	11	30	2.3	0	7
Car. Highs:	5	9	---	0	7	

Year	GP	Rush	Yds.	Avg.	TD	Long
2024	0	0	0	0.0	0	0
Career	21	187	1071	5.7	10	49
Car. Highs:	22	172	---	2	49	

Year	GP	Rec	Yds.	Avg.	TD	Long
2024	0	0	0	0.0	0	0
Career	0	0	0	0.0	0	0
Car. Highs:	0	0	---	0	0	0

Year	GP	Rec	Yds.	Avg.	TD	Long
2024	0	0	0	0.0	0	0
Career	3	26	---	1	26	26
Car. Highs:	3	26	---	1	26	26

Year	GP	Rec	Yds.	Avg.	TD	Long
2024	0	0	0	0.0	0	0
Career	15	31	410	13.2	1	39
Car. Highs:	7	115	---	1	39	

Year	GP	Rec	Yds.	Avg.	TD	Long
2024	0	0	0	0.0	0	0
Career	38	103	1,322	12.8	5	82
Car. Highs:	8	116	---	1	82	

Year	GP	Rec	Yds.	Avg.	TD	Long
2024	0	0	0	0.0	0	0
Career	0	0	---	0	0	0
Car. Highs:	0	0	---	0	0	0

Year	GP	Rec	Yds.	Avg.	TD	Long
2024	0	0	0	0.0	0	0
Career	43	59	830	14.1	9	58
Car. Highs:	7	99	---	3	58	

Year	GP	Rec	Yds.	Avg.	TD	Long
2024	0	0	0	0.0	0	0
Career	0	0	---	0	0	0
Car. Highs:	0	0	---	0	0	0

Year	GP
2024	0
Career	0

Year	GP
2024	0
Career	23

Year	GP
2024	0
Career	0

Year	GP
2024	0
Career	3

Year	GP
2024	0
Career	4

Year	GP
2024	0
Career	0

Year	GP
2024	0
Career:	23

Year	GP
2024	0
Career:	2

Year	GP
2024	0
Career	6

Year	GP
2024	0
Career	0

HIGHLIGHTED PLAYERS-DEFENSE

DE



#91 Quincy Likio
6-2, 282, Sr., Kapahulu, Hawai'i

- Transferred from College of San Mateo prior to 2023 season
- Played in 12 games with nine tackles and 0.5 tackles for loss in 2023
- Had career-high five tackles and 0.5 tackles for loss against Air Force (9/22/23)

#98 John Ward
6-4, 245, Sr-R., Palmdale, Calif.

- Transferred from Utah State prior to 2024 season
- Started career at UCLA (2019-21)
- Played in all 13 games in 2023 and finished the season with 13 tackles, which included 2.0 tackles for loss

NG



#42 Soane Toia
6-0, 278, Sr., Nuku'alofa, Tonga

- All-Mountain West Second Team (2023)
- Had career-highs with 37 tackles, 7.0 tackles for loss and five sacks in 2023
- Had career-high two sacks, 2.0 TFL's and four tackles against SDSU (11/18/23)
- Four tackles, 1.0 sacks and 1.5 TFL's against No. 25 Fresno St. (11/11/23)

#50 Gafa Faga
6-2, 296, Jr., Alao, American Samoa

- Transferred from New Mexico Military Institute prior to 2023 season
- Played in 10 games in 2023 at SJSU
- Had two tackles at Hawai'i (10/28/23)

DE



#37 Dylan Hampsten
6-3, 237, Fr-R., Santa Clarita, Calif.

- First season at SJSU in 2023
- Did not play in a game in 2023
- Played final season at Oaks Christian High School in 2022
- Had 31 tackles with four sacks his senior year in high school

#48 Dejon Roney
6-1, 269, Jr., Rancho Cucamonga, Calif.

- Played in 12 games in 2023
- Had six tackles in 2023
- Career-high four tackles at Toledo (9/16/23)

LB



#26 Ethan Powell
6-2, 217, Jr., Sacramento, Calif.

- Played in six games in 2023
- Had three tackles in 2023
- Played in 10 games with six tackles in 2022
- Had two tackles at Utah State (11/19/22) and Eastern Michigan in Famous Idaho Potato Bowl (12/20/22)

#24 Malakai Hoefst
6-2, 218, Jr., Belmont, Calif.

- Transferred from College of San Mateo prior to 2024 season
- Had 28 total tackles in nine games played in 2023 at College of San Mateo
- Had three tackles for loss on the season at College of San Mateo

LB



#8 Jordan Cobbs
6-1, 235, Sr-R., Oakland, Calif.

- Finished 2023 with 22 tackles, one pass breakup and 0.5 tackles for loss
- One tackle and 0.5 TFL's against No. 25 Fresno St. (11/11/23)
- One pass deflection at Boise State (10/7/23)
- Had four tackles vs. No. 18 Oregon State (9/3/23)

#9 Noah McNeal-Franklin
6-0, 210, Jr-R., Vallejo, Calif.

- Transferred from Contra Costa College prior to 2023 season
- Played in two games in 2023
- Played two seasons at Contra Costa College as a linebacker

LB



#10 Jordan Pollard
6-0, 193, Jr., Los Angeles, Calif.

- Finished season w/career-high 79 tackles, 2 INT's, 4.0 TFL's, 1 fumble recovery and 1 forced fumble in 2023
- Had six tackles in EasyPost Hawai'i Bowl against Coastal Carolina (12/23/23)
- Led team with 11 tackles including 1.0 TFL's at UNLV (11/25/23)
- Seven tackles including 1.0 TFL's against SDSU (11/18/23)

#18 Dylan Lee
6-1, 227, Fr-R., French Camp, Calif.

- Played in one game in 2023
- Had three tackles in 2023
- Played four years of football and basketball at East Union HS

LB



#4 Taniela Latu
6-2, 233, Sr., San Mateo, Calif.

- Transferred from College of San Mateo prior to 2023 season
- Finished 2023 with 44 tackles and 5.0 tackles for loss
- Two tackles at UNLV (11/25/23)
- Four tackles against SDSU (11/18/23)

#97 John Norwood
6-3, 209, So-R., Milpitas, Calif.

- Had first career tackle for loss and 1.0 sacks at Hawai'i (10/28/23)
- Had two tackles against Utah State (10/21/23)
- Blocked a punt against Oregon State (9/3/23)

CB



#2 DJ Harvey
5-11, 174, Jr-R., Palmdale, Calif.

- Transferred from Virginia Tech prior to 2023 season
- Finished 2023 with 28 tackles, five pass breakups and 1.5 tackles for loss
- Seven tackles, 1.0 TFL's and one PBU against No. 25 Fresno St. (11/11/23)
- Four tackles and two PBUs at Hawai'i (10/28/23)

#6 Amir Wallace
6-0, 185, Sr-R., Palmdale, Calif.

- Transferred from University of San Diego prior to 2024 season
- All-PFL Second Team (2023)
- Played in eight games with 22 tackles, two interceptions and eight pass breakups at USD in 2023

S



#7 Jalen Apalit-Williams
6-1, 192, Jr-R., Martinez, Calif.

- Played in 13 games with a career-high eight tackles in 2023
- One tackle against SDSU (11/18/23)
- One tackle against No. 25 Fresno St. (11/11/23)
- Had career-high three tackles vs. No. 18 Oregon State (9/3/23)

#20 Isiah Revis
5-10, 189, Jr-R., Las Vegas, Nev.

- Transferred from SF City College prior to 2023 season
- Played in eight games mainly on special teams in 2023
- Had two tackles in 2023
- Named to the All-Conference First Team as a safety at SF City College

S



#1 Robert "Rocket" Rahimi
6-1, 204, Sr., Santa Ana, Calif.

- Transferred from Liberty prior to 2024 season
- Did not play in 2023
- Had 56 total tackles in 13 games played in 2022
- Finished with five interceptions and a fumble recovery in 2022

#17 Zavion Reese
6-0, 193, Jr-R., San Marcos, Calif.

- Played in four games and had three tackles in 2023
- Had two tackles at UNLV (11/25/23)
- Appeared in two games in 2022

CB



#25 Michael Dansby
6-0, 179, Jr., Oakland, Calif.

- Finished season with 15 tackles, 1.0 tackles for loss, 1 INT and 4 pass breakups in only eight games in 2023
- Career-high 98 yard touchdown interception return against No. 25 Fresno St. (11/11/23)
- Four tackles and one PBU at UNLV (11/25/23)
- Five tackles, one TFL and one pass deflection at Toledo (9/16/23)

#15 Jalen Bainer
5-10, 184, Jr-R., San Marcos, Calif.

- Appeared in nine games in 2023
- Had pass breakup at New Mexico (10/14/23)
- Had first career fumble recovery and pass breakup vs. Cal Poly (9/9/23)

Year	GP	UT	AT	TT	Sack	TFL
2024	0	0	0	0	0.0	0.0
Career	12	6	3	9	0.0	0.5
Car. Highs:	---	---	---	5	0.0	0.5

Year	GP	UT	AT	TT	Sack	TFL
2024	0	0	0	0	0.0	0.0
Car. Highs:	---	---	---	3	0.0	1.5

Year	GP	UT	AT	TT	Sack	TFL
2024	0	0	0	0	0.0	0.0
Career	44	51	43	94	7.5	17.0
Car. Highs:	---	---	---	6	2.0	2.0

Year	GP	UT	AT	TT	Sack	TFL
2024	0	0	0	0	0.0	0.0
Car. Highs:	---	---	---	2	0.0	0.0

Year	GP	UT	AT	TT	Sack	TFL
2024	0	0	0	0	0.0	0.0
Career	0	0	0	0	0.0	0.0
Car. Highs:	---	---	---	0	0.0	0.0

Year	GP	UT	AT	TT	Sack	TFL
2024	0	0	0	0	0.0	0.0
Car. Highs:	---	---	---	4	0.0	0.0

Year	GP	UT	AT	TT	Sack	TFL
2024	0	0	0	0	0.0	0.0
Career	16	7	2	9	0.0	0.0
Car. Highs:	---	---	---	2	0.0	0.0

Year	GP	UT	AT	TT	Sack	TFL
2024	0	0	0	0	0.0	0.0
Car. Highs:	---	---	---	0	0.0	0.0

Year	GP	UT	AT	TT	Sack	TFL
2024	0	0	0	0	0.0	0.0
Career	43	51	35	86	1.0	5.0
Car. Highs:	---	---	---	8	1.0	2.0

Year	GP	UT	AT	TT	Sack	TFL
2024	0	0	0	0	0.0	0.0
Car. Highs:	---	---	---	0	0.0	0.0

Year	GP	UT	AT	TT	Sack	TFL
2024	0	0	0	0	0.0	0.0
Career	24	79	51	130	0.0	7.5
Car. Highs:	---	---	---	11	0.0	2.0

Year	GP	UT	AT	TT	Sack	TFL
2024	0	0	0	0	0.0	0.0
Car. Highs:	---	---	---	3	0	1.0

Year	GP	UT	AT	TT	Sack	TFL
2024	0	0	0	0	0.0	0.0
Career	12	20	24	44	0.0	5.0
Car. Highs:	---	---	---	13	0.0	1.5

Year	GP	UT	AT	TT	Sack	TFL
2024	0	0	0	0	0.0	0.0
Car. Highs:	---	---	---	2	1.0	1.0

Year	GP	UT	AT	TT	TFL	INT/PD
2024	0	0	0	0	0.0	0/0
Career	25	26	10	36	2.5	0/6
Car. Highs:	---	---	---	7	1.0	0/2

Year	GP	UT	AT	TT	TFL	INT/PD
2024	0	0	0	0	0.0	0/0
Car. Highs:	---	---	---	8	1.5	1/3

Year	GP	UT	AT	TT	TFL	INT/PD
2024	0	0	0	0	0.0	0/0
Career	24	4	5	9	0.0	0/0
Car. Highs:	---	---	---	3	0.0	0/0

Year	GP	UT	AT	TT	TFL	INT/PD
2024	0	0	0	0	0.0	0/0
Career	8	1	1	2	0.0	0/0
Car. Highs:	---	---	---	1	0.0	0/0

Year	GP	UT	AT	TT	TFL	INT/PD
2024	0	0	0	0	0.0	0/0
Career	26	38	40	78	3.5	6/2
Car. Highs:	---	---	---	6	1.0	1/1

Year	GP	UT	AT	TT	TFL	INT/PD
2024	0	0	0	0	0.0	0/0
Car. Highs:	---	---	---	3	0	0/0

Year	GP	UT	AT	TT	TFL	INT/PD
2024	0	0	0	0	0.0	0/0
Career	20	19	14	33	2.0	3/8
Car. Highs:	---	---	---	5	1.0	1/2

Year	GP	UT	AT	TT	TFL	INT/PD
2024	0	0	0	0	0.0	0/0
Car. Highs:	---	---	---	1	1.0	0/1

HIGHLIGHTED PLAYERS-SPECIAL TEAMS

K




#11 Kyler Halvorsen
5-10, 183, Sr., Honolulu, Hawai'i

- First year kicking field goals in 2023
- Went 10-for-15 on field goals and 54-for-55 on extra points in 2023
- Made a career best three field goals (22, 25, 30) at UNLV (11/25/23)
- Made a 35-yard field goal against SDSU (11/18/23)

Year	GP	FG	FGA	Lg.	PAT	Pts.
2024	0	0	0	0	0-0	0
Career	39	10	15	49	54-55	84
Car. Highs:	2	2	49	7-7	13	

P



#39 Dino Beslagic
6-4, 207, So-R., Santa Clara, Cali

- Has not played in a game in two years at SJSU
- Played three seasons of football at Santa Clara High School
- Had fourth highest yards per punt in California in 2021



#49 Trent Carrizosa
6-1, 250, So., San Jose, Calif.

- Transferred from Colorado prior to 2024 season
- Appeared in nine games as a freshman at Colorado in 2022
- Punted 46 times in 2022 at Colorado, netting 1,877 total yards to average 40.8 yards per punt
- Brother, Michael, is SJSU's career leader in punting average at 44.0 and punting yards (9,907) (2014-17)

Year	GP	Punt	Yds.	Avg.	I-20	LG
2024	0	0	0	0.0	0	0
Career	0	0	0	0.0	0	0
Car. Highs	0	0	0	0.0	0	0

Year	GP	Punt	Yds.	Avg.	I-20	LG
2024	0	0	0	0.0	0	0
Career	9	46	1877	40.8	11	52
Car. Highs	9	367	46.2	3	52	

LS



#40 Davis Salom
6-1, 265, Jr-R., San Jose, Calif.

- Appeared in one game in 2023, 22, 20
- Mountain West All-Academic Team Honoree (2020)
- Played in Offerpad Arizona Bowl (2020)

Year	GP
2024	0
Career	3

KR



#6 Jabari Bates
5-6, 166, So-R., Compton, Calif.

- Appeared in 13 games in 2023
- Had nine kick returns for 163 yards in 2023
- One kickoff return for 21 yards at UNLV (11/25/23)



#2 DJ Harvey
5-11, 190, Jr-R., Palmdale, Calif.

- Transferred from Virginia Tech prior to 2023 season
- Returned one kick for two yards in 2023
- Never returned a kick at Virginia Tech

Year	PR/Yds.	Lg.	KR/Yds.	Lg.	TD
2024	0/0	0	0/0	0	0
Career	0/0	0	9/163	21	0
Car. Highs:	N/A	0	N/A	21	0

Year	PR/Yds.	Lg.	KR/Yds.	Lg.	TD
2024	0/0	0	0/0	0	0
Career	14/26	9	1/2	2	0
Car. Highs:	N/A	9	N/A	2	0

PR



#15 Matthew Coleman
6-0, 170, So-R., Carson, Calif.

- Mountain West Freshman of the Week (9/11/23)
- One punt return for 44 yards at UNM (10/14/23)
- Took first punt return 75 yards to the house vs. Cal Poly (9/9/23)

#2 DJ Harvey
5-11, 190, Jr-R., Palmdale, Calif.

- Transferred from Virginia Tech prior to 2023 season
- One punt and one kick return at UNM (10/14/23)
- Had three punt returns at Toledo (9/16/23)


Year	PR/Yds.	Lg.	KR/Yds.	Lg.	TD
2024	0/0	0	0/0	0	0
Career	3/137	75	0/0	0	1
Car. Highs:	N/A	75	N/A	2	1

Year	PR/Yds.	Lg.	KR/Yds.	Lg.	TD
2024	0/0	0	0/0	0	0
Career	14/26	9	1/2	2	0
Car. Highs:	N/A	9	N/A	0	0

PREVIOUS GAMES

OPPONENT/SCORE	US/THEM					
	RUSH ATT-YDS	COMP-ATT-INT	PASS YDS	PLAYS-YDS	RETURN YDS	PEN-TO'S
Sacramento State	0-0/0-0	0-0-0/0-0-0	0/0	0-0/0-0	0/0	0-0/0-0
At Air Force*	0-0/0-0	0-0-0/0-0-0	0/0	0-0/0-0	0/0	0-0/0-0
Kennesaw State	0-0/0-0	0-0-0/0-0-0	0/0	0-0/0-0	0/0	0-0/0-0
At Washington State	0-0/0-0	0-0-0/0-0-0	0/0	0-0/0-0	0/0	0-0/0-0
Nevada*	0-0/0-0	0-0-0/0-0-0	0/0	0-0/0-0	0/0	0-0/0-0
At Colorado State*	0-0/0-0	0-0-0/0-0-0	0/0	0-0/0-0	0/0	0-0/0-0
Wyoming*	0-0/0-0	0-0-0/0-0-0	0/0	0-0/0-0	0/0	0-0/0-0
At Fresno State*	0-0/0-0	0-0-0/0-0-0	0/0	0-0/0-0	0/0	0-0/0-0
At Oregon State	0-0/0-0	0-0-0/0-0-0	0/0	0-0/0-0	0/0	0-0/0-0
Boise State*	0-0/0-0	0-0-0/0-0-0	0/0	0-0/0-0	0/0	0-0/0-0
UNLV*	0-0/0-0	0-0-0/0-0-0	0/0	0-0/0-0	0/0	0-0/0-0
Stanford	0-0/0-0	0-0-0/0-0-0	0/0	0-0/0-0	0/0	0-0/0-0

TEAM COMPARISON

STATISTIC		CONF	FBS		CONF	FCS
Rushing Offense (YPG)	N/A	N/A	N/A	N/A	N/A	N/A
Passing Offense (YPG)	N/A	N/A	N/A	N/A	N/A	N/A
Total Offense (YPG)	N/A	N/A	N/A	N/A	N/A	N/A
Scoring Offense (PPG)	N/A	N/A	N/A	N/A	N/A	N/A
Rushing Defense (YPG)	N/A	N/A	N/A	N/A	N/A	N/A
Pass Defense (YPG)	N/A	N/A	N/A	N/A	N/A	N/A
Total Defense (YPG)	N/A	N/A	N/A	N/A	N/A	N/A
Scoring Defense	N/A	N/A	N/A	N/A	N/A	N/A
Net Punting	N/A	N/A	N/A	N/A	N/A	N/A
Punt Returns (AVG)	N/A	N/A	N/A	N/A	N/A	N/A
Kickoff Returns (AVG)	N/A	N/A	N/A	N/A	N/A	N/A
Sacks	N/A	N/A	N/A	N/A	N/A	N/A
Turnover Margin	N/A	N/A	N/A	N/A	N/A	N/A
3rd Down Conv. Off %	N/A	N/A	N/A	N/A	N/A	N/A
3rd Down Conv. Def %	N/A	N/A	N/A	N/A	N/A	N/A
Red Zone Offense %	N/A	N/A	N/A	N/A	N/A	N/A
Red Zone Defense %	N/A	N/A	N/A	N/A	N/A	N/A



CATEGORY	PLAYER	STAT	CONF RANK	PLAYER	STAT	CONF RANK
RUSH YDS	N/A	N/A	N/A	N/A	N/A	N/A
PASS YDS	N/A	N/A	N/A	N/A	N/A	N/A
RECEPTIONS	N/A	N/A	N/A	N/A	N/A	N/A
REC YDS	N/A	N/A	N/A	N/A	N/A	N/A
INTS	N/A	N/A	N/A	N/A	N/A	N/A
SACKS	N/A	N/A	N/A	N/A	N/A	N/A
TACKLES	N/A	N/A	N/A	N/A	N/A	N/A
TFL's	N/A	N/A	N/A	N/A	N/A	N/A
FG's	N/A	N/A	N/A	N/A	N/A	N/A

THE LAST TIME

A PLAYER RUSHED FOR 200 OR MORE YARDS IN A GAME: Kairee Robinson had 200 yards rushing and two touchdowns as the Spartans beat Fresno State 42-18, on November 11, 2023... **and by the opponent:** Hawaii running back Diocemy Saint Juste (39 for 202 and two TDs) as Hawai'i defeated San Jose State, 37-26, on October 14, 2017.

TWO OR MORE TEAMMATES RUSHED FOR 100 OR MORE YARDS IN A GAME: Running backs Kairee Robinson and Quali Conley combined for 258 yards rushing at New Mexico on October 14, 2023... **and by the opponent:** Running backs Emmanuel Michel (148 yards) and John Lee Eldridge (102 yards) for Air Force on September 22, 2023.

TWO SPARTANS RUSHED 70 OR MORE YARDS ON SEPARATE PLAYS IN A GAME FOR A TOUCHDOWN : Malike Roberson (87 yards) and Zamore Zigler (74 yards), both in the fourth quarter as the Spartans beat Portland State, 66-35, on September 10, 2016.

A PLAYER CAUGHT 10 OR MORE PASSES IN A GAME: Bailey Gaither (10 for 208 yards and one TD) in a 38-21 win over New Mexico on October 31, 2020... **and by the opponent:** Willie Fairman of Northern Colorado (10 for 53 yards) in the Spartans' 35-18 win on August 29, 2019.

A RECEIVER GAINED AT LEAST 200 YARDS IN A GAME: Bailey Gaither (10 for 208 yards and one TD) in a 38-21 win over New Mexico on October 31, 2020... **and by the opponent:** Davante Adams (13 for 264 yards and three TDs) in the Spartans' 62-52 win over Fresno State on November 29, 2013.

TWO OR MORE TEAMMATES GAINED AT LEAST 100 RECEIVING YARDS IN A GAME: Bailey Gaither (10 for 208 yards and 1 TD) and Tre Walker (9 for 107 yards and 2 TDs) in the Spartans' loss to UNLV, 38-35, on November 23, 2019... **and by the opponent:** Quinton Patton (10 for 125 yards and two TDs) and Myles White (7 for 126 and one TD) as San José State defeated Louisiana Tech, 52-43, on

November 24, 2012.

THREE TEAMMATES GAINED AT LEAST 100 RECEIVING YARDS IN A GAME: Chandler Jones (8 for 146 yards and three TDs), Tyler Winston (10 for 164 yards and one TD) and Kyle Nunn (10 for 160 yards and two TDs) as the Spartans beat #16-Fresno State, 62-52, on November 29, 2013... **and by the opponent:** Ryan Grice-Mullen (14 for 175 yards and one TD), Davone Bess (12 for 140 and one TD) and Jason Rivers (12 for 138 and one TD) in a 42-35 overtime loss to Hawai'i on October 12, 2007.

A PASSER COMPLETED 35 OR MORE PASSES IN A GAME: Josh Love completed 37-of-56 passes with four interceptions for 465 yards and three TDs in a 38-35 loss at UNLV on November 23, 2019...**and by the opponent:** Derek Carr (38-of-50 with one interception and six TDs) in San José State's 62-52 win on November 29, 2013.

A PASSER PASSED FOR 400 OR MORE YARDS IN A GAME: Nick Starkel threw for 453 yards on 32-of-52 passing with no interceptions and three TDs in a 34-20 win over Boise State on December 19, 2020 ... **and by the opponent:** Jordan Love (491 yards and five TDs) in Utah State's 62-24 win over San José State on November 10, 2018.

AN INTERCEPTION WAS RETURNED FOR A TOUCHDOWN: Michael Dansby returned an interception 98 yards for a touchdown against No. 25 Fresno State in a 42-18 win on November 11, 2023. **and by the opponent:** Toledo's Chris McDonald returned an interception 25 yards for a touchdown on September, 16, 2023.

MORE THAN ONE INTERCEPTION IN GAME WAS RETURNED FOR A TOUCHDOWN: Kyle Flynn (90 yards) and Duke Ihenacho (43 yards) in a 31-14 win at New Mexico State on October 18, 2008...**and by the opponent:** Dameon Baber (100 and 39 yards) as Nevada defeated San José State, 59-14, on November 11, 2017.

A PLAYER INTERCEPTED TWO OR MORE PASSES IN A GAME: Brandon Ezell intercepted two passes in the 32-21 New Mexico win on October 4, 2019...**and by the opponent:** Nevada's Dameon Baber intercepted two passes and scored on both of them in the Wolf Pack's 59-14 win on November 11, 2017.

A SPARTAN RETURNED AN INTERCEPTION FOR A TOUCHDOWN IN CONSECUTIVE GAMES: Duke Ihenacho on 43-yard returns against Utah State and New Mexico State in 2008.

A PUNT WAS RETURNED FOR A TOUCHDOWN: Matthew Coleman returned a 75 yard touchdown against Cal Poly on September 9, 2023...**and by the opponent:** Utah State's Jaden Smith returned a punt 56 yards for a touchdown on November 19, 2022.

A BLOCKED PUNT RESULTED IN A SPARTAN TOUCHDOWN: Keynan Higgins blocked a punt and Justin Stearns ran it back for a seven yard touchdown at New Mexico on October 14, 2023.

A BLOCKED PUNT RESULTED IN AN OPPONENT TOUCHDOWN: Utah State's Ike Larsen blocked a punt that was returned by Jaden Smith 56 yards for a touchdown on November 19, 2022.

A KICKOFF WAS RETURNED FOR A SPARTAN TOUCHDOWN: Shamar Garrett returned a kickoff 98 yards in the Spartans' 30-20 win over Nevada on December 11, 2020.

A KICKOFF WAS RETURNED BY AN OPPONENT FOR A TOUCHDOWN: Zachariah Branch returned a kickoff 96 yards for a No. 6 USC touchdown on August 26, 2023.

A FUMBLE RESULTED IN A SPARTAN TOUCHDOWN: Sam Olson picked up a fumble in the end zone for a touchdown against No. 17 Oregon State on September 3, 2023.

A FUMBLE RESULTED IN AN OPPONENT TOUCHDOWN: Army West Point's James Nachtigal picked up a San José State fumble and ran 52 yards for a touchdown in a 52-3 win over the Spartans on October 13, 2018.

A PLAYER SCORED THREE OR MORE TOUCHDOWNS IN A GAME: Kairee Robinson scored four touchdowns for the Spartans (197 total yards), three on the ground and one in the air, against New Mexico on October 14, 2023... **and by the opponent:** Utah State's Darwin Thompson rushed 15 times for 140 yards and one touchdown and caught four passes for 115 yards and two TDs in Utah State's 62-24 win over the Spartans on November 10, 2018.

A SPARTAN SAFETY WAS SCORED: San José State scored a safety when Noah Wright and Bryun Parham tackled Wyoming's Titus Swen in the end zone in a 33-16 win at Wyoming on October 1, 2022.

AN OPPONENT SAFETY WAS SCORED: Fresno State scored a safety when San José State quarterback Josh Love was tackled in the end zone by Justin Rice on November 30, 2019.

TWO BROTHERS SCORED IN THE SAME SAN JOSÉ STATE GAME: James Callier, Jr., caught a 2-point conversion pass and James T. Callier caught an 8-yard touchdown pass in the Spartans' 31-21 win at New Mexico State on November 4, 2006.

A PLAYER KICKED THREE OR MORE FIELD GOALS: Kyler Halvorsen kicked field goals of 22, 25 and 30 yards in the Spartans 37-31 win over UNLB on November 25, 2023 ...**and by the opponent:** Northern Colorado's Colin Root kicked field goals of 52, 36, and 36 yards in a 35-18 loss to San Jose State on August 29, 2019.

A SPARTAN LED THE NATION IN A STATISTICAL CATEGORY AT THE END OF A SEASON: Frank Ginda was the national leader in total tackles in 2017. He was credited with 173 tackles and a 13.3 per game average.



A DEFENSIVE EXTRA-POINT WAS SCORED IN A SAN JOSÉ STATE GAME: Eastern Michigan scored a defensive extra point when EMU blocked an SJSU extra point and Tristen Hines returned it for two points on December 20, 2022.

MORE THAN 60 POINTS WERE SCORED BY ONE TEAM: The Spartans scored 66 points in a 66-35 win over Portland State on September 10, 2016... **and by the opponent:** Utah State defeated San José State, 62-24, on November 10, 2018.

MORE THAN 100 POINTS WERE SCORED IN A SAN JOSÉ STATE GAME: San José State and Portland State combined for 101 points in a 66-35 Spartan victory on September 10, 2016. There are 11 times in school history in which 100 or more points were scored in a football game.

SAN JOSÉ STATE SCORED 28 OR MORE POINTS IN A QUARTER: The Spartans scored 30 points in the third quarter of a 42-30 loss to Colorado State on October 6, 2018.

THE OPPONENT SCORED 28 OR MORE POINTS IN A QUARTER: Utah State scored 28 points in the second quarter of a 62-24 win over the Spartans on November 10, 2018.

SAN JOSÉ STATE OVERCAME A DEFICIT OF 14 OR MORE POINTS TO WIN: San José State erased a 21-7 3rd quarter lead to beat Nevada 35-28 on October 29, 2022.

THE OPPONENT OVERCAME A DEFICIT OF 14 OR MORE POINTS TO WIN: San José State led San Diego State State, 14-0, in the first quarter, but lost, 43-27, on November 12, 2022.

SAN JOSÉ STATE WON A GAME ON THE FINAL PLAY: Placekicker Nick Gilliam booted a 37-yard field goal as San José State defeated Illinois, 38-35, on September 21, 2002.

SAN JOSÉ STATE LOST A GAME ON THE FINAL PLAY: Nevada kicker Brandon Talton kicked a 40-yard field goal as the Wolf Pack defeated the Spartans, 41-38, on October 12, 2019.

A SHUTOUT WAS RECORDED: San José State shut out Hawai'i, 35-0, on October 28, 2023... **and by the opponent:** Washington State blanked the Spartans, 31-0, on September 8, 2018.

SAN JOSÉ STATE DEFEATED A NATIONALLY-RANKED OPPONENT: San José State defeated No. 25 Fresno State, 42-18 on November 11, 2023.

THE SPARTANS PLAYED AN OVERTIME GAME: The Spartans lost to Hawai'i, 44-41, in five overtimes on September 29, 2018.

THE SPARTANS HAD A WINNING SEASON: The Spartans finished 2023 going 7-6.

THE SPARTANS WENT TO A BOWL GAME: The Spartans faced Coastal Carolina in the EasyPost Hawai'i bowl, December 23, 2023.

2024 SJSU ROSTER

No.	Name	Pos.	Ht.	Wt.	Class	Hometown
7	Jalen Apalit-Williams	DB	6-1	192	Jr-R.	Martinez, Calif.
15	Jalen Bainer	CB	5-10	183	Jr-R.	San Marcos, Calif.
64	Nathan Balestrieri	OL	6-1	303	Fr-R.	Walnut Creek, Calif.
6	Jabari Bates	RB	5-7	166	So-R.	Compton, Calif.
39	Dino Beslagic	P	6-4	207	So-R.	Santa Clara, Calif.
27	Joseph Bey	DB	6-1	195	Fr.	San Jose, Calif.
28	Jean Boyd III	DB	6-1	195	Jr-R.	Tempe, Ariz.
9	Emmett Brown	QB	5-10	187	So-R.	San Marcos, Calif.
99	Mathias Brown	K	6-0	155	Fr.	Fullerton, Calif.
68	Mitchell Brown	OL	6-3	259	Fr.	San Jose, Calif.
0	Kejuan Bullard, Jr.	DB	6-1	188	So-R.	Watts, Calif.
22	Paolo Burak	RB	5-11	215	So.	San Diego, Calif.
85	Jackson Canaan	TE	6-2	226	Jr-R.	Sacramento, Calif.
12	Greco Carrillo	CB	5-9	167	Fr.	Sacramento, Calif.
49	Trent Carrizosa	P	6-4	250	So.	San Jose, Calif.
0	Floyd Chalk IV	RB	5-7	200	Jr.	Mission Hills, Calif.
62	Tyler Chen	OL	6-3	260	Fr-R.	Rancho Cucamonga, Calif.
44	Alexander Cobbs	LB	6-3	223	Fr-R.	Long Beach, Calif.
8	Jordan Cobbs	LB	6-1	235	Sr-R.	Oakland, Calif.
14	Matthew Coleman	WR	6-0	169	So-R.	Carson, Calif.
21	Kayden Collins	RB	6-0	164	So-R.	Canoga Park, Calif.
15	Macloud Crowton	QB	5-11	191	Jr.	St. George, Utah
16	Naseri Danielson	LB	6-0	195	Fr-R.	Stockton, Calif.
25	Michael Dansby	DB	6-0	179	Jr.	Oakland, Calif.
65	Denaris DeRosa, Jr.	OL	6-2	273	So-R.	Redwood City, Calif.
1	Sawyer Deerman	WR	5-10	185	Fr-R.	Tuscaloosa, Ala.
5	Walker Eget	QB	6-3	225	Jr-R.	Santa Clarita, Calif.
46	Matthew Fadelli	LS	5-9	198	Jr.	Belmont, Calif.
50	Gafa Faga	DL	6-2	296	Jr.	Alao, American Samoa
93	Etu Finau	DL	6-4	260	Jr.	Oakland, Calif.
23	Roy Gardner	WR	5-9	156	Fr-R.	Mountain House, Calif.
72	Nate Hale	OL	6-5	300	Fr-R.	Orange, Calif.
11	Kyler Halvorsen	K	5-11	175	Sr.	Honolulu, Hawai'i
37	Dylan Hampsten	DL	6-3	237	Fr-R.	Santa Clarita, Calif.
75	Joseph Harbert	OL	6-3	290	So-R.	San Francisco, Calif.
2	DJ Harvey	DB	5-11	174	Jr-R.	Palmdale, Calif.
13	Cooper Hoch	WR	6-3	188	Fr-R.	Costa Mesa, Calif.
24	Malakai Hoeft	LB	6-2	218	Jr.	Belmont, Calif.
94	Mata Hola	DL	6-2	260	Jr-R.	Sandy, Utah
28	Zack Homan	RB	5-11	205	Fr.	Sebastopol, Calif.
88	Miles Hull	WR	6-0	165	Fr.	Agoura Hills, Calif.
2	TreyShun Hurry	WR	6-2	194	So.	Palmdale, Calif.
96	Reggie Jones, Jr.	DL	6-2	300	So-R.	Lancaster, Calif.
73	Laakea Kapoi	OL	6-3	313	So-R.	Honolulu, Hawai'i
83	Kamaehu Kopa-Kaawalauole	TE	6-4	212	Fr-R.	Ewa Beach, Hawai'i
79	Peseti Lapuahoh	OL	6-5	285	Jr.	West Valley City, Utah
4	Taniela Latu	LB	6-2	233	Sr.	San Mateo, Calif.
16	CJ Lee	QB	6-2	160	Fr.	Sacramento, Calif.
18	Dylan Lee	LB	6-1	227	Fr-R.	French Camp, Calif.
99	Nate Lewis	DL	6-5	247	So-R.	Carmichael, Calif.
66	Will Leys	OL	6-2	285	So-R.	Irvine, Calif.
91	Quincy Likio	DL	6-2	282	Sr.	Kapahulu, Hawai'i
11	Justin Lockhart	WR	6-3	196	Sr-R.	Los Angeles, Calif.
86	Skyлар Loving-Black	TE	6-3	240	Sr-R.	San Jose, Calif.
24	Sebastian Macaluso	WR	6-0	179	Sr-R.	Oxnard, Calif.
71	Tevita Manukainiu	OL	6-8	300	Fr.	Shoreview, Calif.
90	Akio Martinson	DL	6-1	298	Fr-R.	Loomis, Calif.
33	Gregory McClendon III	LB	6-4	210	Fr.	Los Angeles, Calif.
9	Noah McNeal-Franklin	LB	6-0	210	Jr-R.	Vallejo, Calif.
60	Hudson Mesa	OL	6-1	278	Jr-R.	Los Gatos, Calif.
40	Kade Millard	DL	6-2	230	Fr.	Dublin, Calif.
12	Malikhi Miller	WR	6-4	211	Sr-R.	Oakland, Calif.
54	Daniel Moleni	OL	6-4	280	Jr.	West Valley City, Utah
3	Nick Nash	WR	6-3	195	Sr-R.	Irvine, Calif.
74	Sione Nomani	OL	6-4	315	Jr-R.	Portland, Ore.
87	Grant Norberg	TE	6-7	240	Sr-R.	San Diego, Calif.
97	John Norwood	LB	6-3	209	So-R.	Milpitas, Calif.
31	Hunter Nowell	DB	6-1	210	Fr-R.	Huntington Beach, Calif.
63	Mohammad Othman	OL	6-6	275	Fr.	Elk Grove, Calif.
78	David Perez	OL	6-3	280	Fr.	Downey, Calif.
38	Nassir Pitters	LB	6-0	200	Fr-R.	Vallejo, Calif.
10	Jordan Pollard	LB	6-0	193	Jr.	Los Angeles, Calif.
26	Ethan Powell	LB	6-2	217	Jr.	San Bernadino, Calif.

Numerical Roster

0	Kejuan Bullard, Jr.	DB
0	Floyd Chalk IV	RB
1	Sawyer Deerman	WR
1	Robert Rahimi	S
2	DJ Harvey	DB
2	TreyShun Hurry	WR
3	Nick Nash	WR
4	Taniela Latu	LB
4	Kyri Shoels	WR
5	Walker Eget	QB
5	Larry Turner-Gooden	S
6	Jabari Bates	RB
6	Amir Wallace	DB
7	Jalen Apalit-Williams	DB
7	Xavier Ward	QB
8	Jordan Cobbs	LB
9	Emmett Brown	QB
9	Noah McNeal-Franklin	LB
10	Jordan Pollard	LB
11	Kyler Halvorsen	K
11	Justin Lockhart	WR
12	Greco Carrillo	CB
12	Malikhi Miller	WR
13	Cooper Hoch	WR
14	Matthew Coleman	WR
15	Jalen Bainer	CB
15	Macloud Crowton	QB
16	Naseri Danielson	LB
16	CJ Lee	QB
17	Zavion Reese	DB
18	Dylan Lee	LB
19	David Tuihalangie	LB
20	Isiah Revis	DB
21	Kayden Collins	RB
22	Paolo Burak	RB
23	Roy Gardner	WR
23	Justin Stearns	DE
24	Malakai Hoeft	LB
24	Sebastian Macaluso	WR
25	Michael Dansby	DB
26	Ethan Powell	LB
26	Lamar Radcliffe	RB
27	Joseph Bey	DB
28	Jean Boyd III	DB
28	Zack Homan	RB
29	Jaylen Thomas	DB
31	Hunter Nowell	DB
32	Caleb Womack	CB
33	Gregory McClendon III	LB
34	Viliami Teu	RB
35	Luke Richey	LB
37	Dylan Hampsten	DL
38	Nassir Pitters	LB
39	Dino Beslagic	P
40	Kade Millard	DL
40	Davis Salom	LS
41	Matt Robinson	LB
42	Soane Toia	DL
44	Alexander Cobbs	LB
45	Pau Reed	DL
46	Matthew Fadelli	LS
48	Dejon Roney	DL
49	Trent Carrizosa	P
50	Gafa Faga	DL
53	Brady Van Bennekum	LB
54	Daniel Moleni	OL
60	Hudson Mesa	OL
61	Marist Talavou	OL
62	Tyler Chen	OL
63	Mohammad Othman	OL
64	Nathan Balestrieri	OL
65	Denaris DeRosa, Jr.	OL
66	Will Leys	OL
67	Justice Turner	OL
68	Mitchell Brown	OL
69	Uluakinofa Taliauli	OL
70	Malik Williams	OL

2024 SJSU ROSTER

No.	Name	Pos.	Ht.	Wt.	Class	Hometown
26	Lamar Radcliffe	RB	6-2	220	Fr.	Sacramento, Calif.
1	Robert Rahimi	S	6-1	204	Sr.	Santa Ana, Calif.
45	Pau Reed	DL	6-3	251	Jr.	San Jose, Calif.
17	Zavion Reese	DB	6-0	193	Jr-R.	San Marcos, Calif.
20	Isiah Revis	DB	5-10	189	Jr-R.	Las Vegas, Nev.
35	Luke Richey	LB	6-3	210	Fr.	Morgan Hill, Calif.
41	Matt Robinson	LB	5-9	228	Fr.	Sacramento, Calif.
48	Dejon Roney	DL	6-1	269	Jr.	Rancho Cucamonga, Calif.
40	Davis Salom	LS	6-1	265	Jr-R.	San Jose, Calif.
76	Manuel Serna	OL	6-5	295	Fr.	Pittsburg, Calif.
4	Kyri Shoels	WR	6-2	170	Jr.	Las Vegas, Nev.
92	Noa Siasosi	DL	6-2	250	Fr.	Vacaville, Calif.
23	Justin Stearns	DE	6-2	245	So-R.	San Diego, Calif.
81	Jacob Stewart	TE	6-5	227	Jr.	Woodland, Calif.
61	Marist Talavou	OL	6-3	338	Sr-R.	Norwalk, Calif.
69	Uluakinofo Taliuali	OL	6-3	294	So-R.	Millbrae, Calif.
34	Viliami Teu	RB	5-10	215	Fr-R.	East Palo Alto, Calif.
29	Jaylen Thomas	DB	5-11	205	Fr.	Los Gatos, Calif.
42	Soane Toia	DL	6-0	278	Sr.	Nuku'alosa, Tonga
19	David Tuihalangingie	LB	5-11	190	Jr.	Humble, Texas
95	Tangata Tuitupou	DL	6-4	234	Jr-R.	Los Banos, Calif.
67	Justice Turner	OL	6-3	280	Fr.	Staten Island, N.Y.
5	Larry Turner-Gooden	S	5-11	212	So-R.	South Central Los Angeles, Calif.
53	Brady Van Bennekum	LB	6-2	207	Fr-R.	Santa Clarita, Calif.
6	Amir Wallace	DB	6-0	185	Sr-R.	Fairfield, Calif.
98	John Ward	DL	6-4	245	Sr-R.	Palmdale, Calif.
7	Xavier Ward	QB	6-2	215	Jr-R.	Corona, Calif.
70	Malik Williams	OL	6-4	302	Jr-R.	Hayward, Calif.
32	Caleb Womack	CB	5-10	178	So-R.	Santa Cruz, Calif.
71	Tevita Manukainiu	OL				
72	Nate Hale	OL				
73	Laakea Kapoi	OL				
74	Sione Nomani	OL				
75	Joseph Harbert	OL				
76	Manuel Serna	OL				
78	David Perez	OL				
79	Peseti Lapuahou	OL				
81	Jacob Stewart	TE				
83	Kamaehu Kopa-Kaawalauole	TE				
85	Jackson Canaan	TE				
86	Skylar Loving-Black	TE				
87	Grant Norberg	TE				
88	Miles Hull	WR				
90	Akio Martinson	DL				
91	Quincy Likio	DL				
92	Noa Siasosi	DL				
93	Etu Finau	DL				
94	Mata Hola	DL				
95	Tangata Tuitupou	DL				
96	Reggie Jones, Jr.	DL				
97	John Norwood	LB				
98	John Ward	LB				
99	Mathias Brown	K				
99	Nate Lewis	DL				



SJSU
SPARTANS

SPORTS MEDIA NETWORK

GAMES PLAYED

Career:
59, by Tre Jenkins (2019-23)
59, by Jaime Navarro (2018-23)

RUSHING

MOST ATTEMPTS

Game:
43 (286 yards), by Nathan DuPree at UNLV, (10-31-92),
43 (253 yards), by Sheldon Canley at UNLV, (9-22-90).

Season:
296 (1,248 yards), by Sheldon Canley (1990).

Career:
602 (3,515 yards), by Deoncé Whitaker (1998-01).

AVERAGE ATTEMPTS PER GAME

Season:
26.9 (296 in 11 games), by Sheldon Canley (1990).

Career:
24.1 (530 in 22 games), by Gerald Willhite (1980-81).

MOST RUSHING YARDS GAINED

Game:
300 (42 attempts), by Tyler Ervin vs. Fresno State, (9-26-15).

Game, Freshman:
187 (28 attempts), by Jarrod Lawson at UNLV, (11-02-13).

Game, Opponent:
300 (23 attempts), by LaDainian Tomlinson, TCU, (10-9-99).

Bowl Game:
164 (23 attempts), by Sheldon Canley vs. Central Michigan (California Raisin Bowl - 12-8-90).

Season:
1,601 (294 attempts), by Tyler Ervin (2015).

Season, Freshman:
788 (164 attempts), by Jarrod Lawson (2013).

Career:
3,515 (602 attempts), by Deoncé Whitaker (1998-99-00-01).

MOST RUSHING YARDS BY A QUARTERBACK

Game:
117 (8 attempts), by Doug Allen at Fresno State, (10-12-85).

Season:
415 (114 attempts), by Kenny Potter (2015).

Career:
737 (250 attempts), by Kenny Potter, (2015-16).

MOST GAMES GAINING 100 YARDS RUSHING

Season:
8, by Deoncé Whitaker (2000).

Career:
15, by Deoncé Whitaker (1998-99-2000-01).

MOST CONSECUTIVE GAMES GAINING 100 YARDS RUSHING

5, by Deoncé Whitaker (Oct. 14, Oct. 21, Oct. 28, Nov. 4, Nov. 18, 2000).

MOST GAMES GAINING 200 YARDS RUSHING

Season:
3, by Deoncé Whitaker (2000).

Career:
4, by Deoncé Whitaker (1998-99-2000-01).

MOST CONSECUTIVE GAMES GAINING 200 YARDS RUSHING

2, by Kevin Cole (Nov. 18, Dec. 2, 1978).

AVERAGE YARDS GAINED PER GAME

Season:
157.7 (1,577 yards in 10 games), by Deoncé Whitaker (2000).

Career:
107.5 (2,364 yards in 22 games), by Gerald Willhite (1980-81).

AVERAGE YARDS PER ATTEMPT

Game: (Minimum of 10 attempts)
19.6 (196 yards on 10 attempts), by Lamar Ferguson vs. Tulsa, (10-27-01).

(Minimum of 20 attempts)
12.1 (254 yards on 21 attempts), by Deoncé Whitaker at Stanford, (9-9-00).

(Minimum of 30 attempts)
8.2 (278 yards on 34 attempts), by Deoncé Whitaker at Hawai'i, (10-28-00).

Season: (Minimum of 80 attempts),
7.24 (688 yards on 89 attempts), by Harry Russell (1949).

(Minimum of 100 attempts)
7.00 (1,194 yards on 170 attempts), by Kairee Robinson (2023).

(Minimum of 200 attempts)
7.04 (1,577 yards on 224 attempts), by Deoncé Whitaker (2000).

Career: (Minimum of 300 attempts)
5.83 (3,515 yards on 602 attempts), by Deoncé Whitaker (1998-99-00-01).

MOST TOUCHDOWNS SCORED BY RUSHING

Game:
4, by Lamar Ferguson, at Illinois (9-21-02),
4, by Jarmar Julien, vs. Tulsa, (10-27-01),
at Nevada, (10-28-00),
4, by Deoncé Whitaker, vs. UTEP, (10-14-00),
vs. Saint Mary's, (9-18-99),
4, by Nathan DuPree, at Pacific, (11-14-92),
4, by Johnny Johnson, Jr.,
at New Mexico State (9-3-88),
4, by Joe Ulm, at Brigham Young, (9-25-53),
4, by Dick Stults, vs. Brigham Young, (11-7-52).

Game, Opponent:
7, by Keenan Reynolds, Navy (11-21-13).

Season:
18, by Kairee Robinson (2023)

Career:
33, by Deoncé Whitaker (1998-99-00-01).
31, by Kairee Robinson (2019-20-23-24).

MOST GAMES RUSHING FOR A TOUCHDOWN

Season:
11, by Kairee Robinson (2023)

Career:
21, by Deoncé Whitaker (1998-99-2000-01).
21, by Kairee Robinson (2019-20-23-24).

MOST CONSECUTIVE GAMES RUSHING FOR A TOUCHDOWN

Season:
11, by Kairee Robinson (2023).

MOST TOUCHDOWNS SCORED RUSHING BY A QUARTERBACK:

Game:
3, by Kenny Potter, vs. Air Force (11-19-16),
3, by Kyle Reed, vs. San Diego State (9-13-08),
3, by Bob Frasco, vs. Southwestern Louisiana (11-26-83).

Game, Opponent:
7, by Keenan Reynolds, Navy (11-21-13).

Season:
9, Chevan Cordeiro (2022).

Career:
15, by Jeff Garcia (1991-92-93).

RUSHING FOR 1,000 YARDS & 50 RECEPTIONS IN A SEASON

1,219 rushing & 62 receptions by Johnny Johnson, Jr. (1988),
1,135 rushing & 52 receptions by Kenny Jackson (1986),
1,193 rushing & 72 receptions by Gerald Willhite (1981),
1,210 rushing & 55 receptions by Gerald Willhite (1980).

PASSING

MOST ATTEMPTS

Game:
66 (28 completions), by Scott Rislov at Stanford (9-6-03).

Game, Opponent:
75 (44 completions), by Colt Brennan, Hawai'i (10-12-07).

Bowl Game:
62 (43 completions), by Steve Clarkson vs. Toledo, (California Bowl - 12-19-81).

Season:
487 (312 completions), by David Fales (2013).

Career:
1,118 (600 completions), by Ed Luther (1976-77-78-79).

HIGHEST PERCENTAGE OF PASS COMPLETIONS

Game: (Minimum of 15 attempts)
87.5 (14 of 16), by Adam Tafralis vs. Stanford, (9-9-06).

(Minimum of 25 attempts)
88.5 (23 of 26), by Kyle Reed vs. Stanford, (9-20-08).

(Minimum of 35 attempts)
81.8 (36 of 44), by Scott Rislov at Ohio State (10-12-02).

(Minimum of 45 attempts)
82.2 (37 of 45), by David Fales vs. Fresno State (11-29-13).

Game, Opponent:
87.5 (21 of 24), by Riley Nelson, Utah State (10-14-06).

Bowl Game:
76.7 (33 of 43), by David Fales vs. Bowling Green (Military Bowl - 12-27-12).

Season:
72.5 (327 of 451), by David Fales (2012).

Career:

INDIVIDUAL RECORDS

COMPLETING 80 PERCENT OR MORE OF ONE'S PASSES IN A GAME

Season: 3, by Adam Tafralis (2006).
Career: 4 (3 in 2006, 1 in 2007),
by Adam Tafralis (2004-05-06-07).

COMPLETING 80 PERCENT OR MORE OF ONE'S PASSES IN A SEASON

Career: 2 (2012, 2013) by David Fales (2012-13),
2 (2006, 2007), by Adam Tafralis
(2004-05-06-07)

MOST PASSES COMPLETED

Game:
42 (56 attempts), by David Fales vs. Navy
(11-22-13).

Game, Opponent:
44 (75 attempts), by Colt Brennan,
Hawai'i (10-12-07).

Bowl Game:
43 (62 attempts), by Steve Clarkson
vs. Toledo (California Bowl - 12-19-81).

Season:
327 (451 attempts), by David Fales (2012).

Career:
639 (938 attempts), by David Fales (2012-13).

MOST PASSES COMPLETED CONSECUTIVELY

Game:
15 (first 15 attempts of the game), by Kyle Reed vs.
Stanford, (9-20-08).

MOST YARDS GAINED PASSING

Game:
547 (37 of 45), by David Fales vs. Fresno State
(11-29-13).

Game, Opponent:
560 (32 of 44), by Bryant Moniz, Hawai'i
(11-20-10).

Bowl Game:
467 (43 of 62), by Steve Clarkson
vs. Toledo (California Bowl, 12-19-81).

Season:
4,193 (327 of 451), by David Fales (2012).

Career:
8,382 (639 of 938) by David Fales (2012-13)

MOST GAMES PASSING FOR 300 or MORE YARDS

Season:
9, by David Fales (2013).

Career:
16, by David Fales (2012-13).

MOST GAMES PASSING FOR 400 or MORE YARDS

Season:
5, by Josh Love (2019),
5, by David Fales (2013).

Career:
6, by David Fales (2012-13).

MOST CONSECUTIVE GAMES PASSING FOR 400 or MORE YARDS

2, by Josh Love (Oct. 4 & Oct. 12, 2019),
2, by David Fales (Oct. 12 & Oct. 26, 2013),
2, by David Fales (Nov. 22 & Nov. 29, 2013).

MOST PASSING TOUCHDOWNS

Game:
7, by Scott Rislov at UTEP (11-8-03).

Game, Opponent:
5, by Jordan Love, Utah State, (11-10-18),
5, by Ryan Dinwiddie, Boise State (10-24-03),
5, by Luke McCown, Louisiana Tech (10-6-01).

Bowl Game:
3, by Chevan Cordeiro vs. Eastern Michigan
(Famous Idaho Potato Bowl - 12-20-23),
3, by Adam Tafralis vs. New Mexico (New Mexico
Bowl - 12-23-06),
3, by Mike Perez vs. Miami (Ohio) (California Bowl
- 12-13-86),
3, by Steve Clarkson vs. Toledo (California Raisin
Bowl - 12-19-81).

Season:
33, by David Fales (2013),
33, by David Fales (2012).

Career:
66, by David Fales (2012-13).

LONGEST PASSING TOUCHDOWN

95 yards, by Matt Veatch to Byron Jackson at
Minnesota, (9-14-91).

LONGEST PASSING TOUCHDOWN BY A NON-QUARTERBACK

84 yards, by wide receiver Tim Kearse to Tony
Smith at Stanford, (9-18-82).

MOST INTERCEPTIONS THROWN

Game:
6, by Ivan Lippi vs. Fresno State, (11-21-70),
6, by Pat Casey vs. New Mexico, (11-1-69),
6, by Ken Berry at Fresno State, (11-20-65).

Bowl Game:
5, by Steve Clarkson vs. Toledo,
(California Bowl - 12-19-81).

Season:
24, by Steve Clarkson (1981),
24, by Ed Luther (1978),
24, by Craig Kimball (1972).

Career:
57, by Craig Kimball (1972-73-74).

FEWEST INTERCEPTIONS THROWN

Season: (Minimum of 100 attempts)
1 (1 in 124 attempts), by Bob Frasco (1983).
(Minimum of 300 attempts)

4 (4 in 362 attempts, by Chevan Cordeiro (2023)
(Minimum of 400 attempts)

5 (5 in 437 attempts), by Scott Rislov (2003).

Career: (Minimum of 500 attempts)
10 (10 in 789 attempts), by Chevan Cordeiro (2022-
23).

PASSING EFFICIENCY

Game: (Minimum of 15 attempts)
298.02, by Marcus Arroyo vs. Nevada (11-10-01).

Bowl Game: (Minimum of 15 attempts)
213.63, by Adam Tafralis vs. New Mexico (New
Mexico Bowl - 12-23-06).

Season: (Minimum of 15 attempts per
game played)
170.76, by David Fales (2012).

Career: (Minimum of 300 passing attempts)
161.7, by David Fales (2012-13).

TOTAL OFFENSE

MOST PLAYS

Game:
67 (1 rushing, 66 passing) by Scott Rislov at
Stanford, (9-6-03).

Bowl Game:
68 (6 rushing, 62 passing), by Steve Clarkson vs.
Toledo, (California Bowl - 12-19-81).

Season:
535 (48 rushing, 487 passing), by David Fales
(2013).

Career:
1,405 (518 rushing, 887 passing), by Jeff Garcia
(1991-92-93).

MOST YARDS GAINED

Game:
580 (33 rushing, 547 passing), by David Fales vs.
Fresno State, (11-29-13).

Game, Opponent:
546 (-14 rushing, 560 passing), by Bryant Moniz,
Hawai'i, (11-2-10).

Bowl Game:
464 (minus-3 rushing, 467 passing), by Steve
Clarkson vs. Toledo, (California Bowl - 12-19-81).

Season:
4,196 (7 rushing, 4,189 passing),
by David Fales (2013).

Career:
8,250 (minus-132 rushing, 8,382 passing),
by David Fales (2012-13).

AVERAGE YARDS PER GAME

Season:
349.7 (4,196 yards in 12 games), by David Fales
(2013).

Career:
330.0 (8,250 yards in 25 games), by David Fales
(2012-13).

AVERAGE YARDS GAINED PER PLAY

Game: (Minimum of 20 plays)
19.6 (333 yards on 21 plays), by Dale Rogers vs.
Rice, (10-2-04).

Season: (Minimum of 1,000 yards)
8.2 (4,054 on 493 plays), by David Fales (2012).

Career: (Minimum of 4,000 yards & 600 plays)
8.1 (8,250 yards on 1,018 plays), by David Fales
(2012-13).

MOST TOUCHDOWNS SCORED AND RESPONSIBLE FOR

Game:
7 (scored 1 and passed for 6), by David Fales, vs.
Fresno State, (11-29-13),
7 (passed for 7), by Scott Rislov at UTEP, (11-8-03).

Season:
35 (scored 2 and passed for 33), by David Fales
(2013).

Career:
68 (scored 12 and passed for 56), by
Steve Clarkson (1979-80-81-82),
68 (scored 2 and passed for 66), by David Fales
(2012-13).

INDIVIDUAL RECORDS

PASS RECEIVING

MOST RECEPTIONS

Game:

- 15 (179 yards), by Tuati Wooden, vs. Tulsa (11-22-03),
- 15 (255 yards), by Steven Pulley, at Stanford (10-2-99),
- 15 (203 yards), by Guy Liggins, vs. Fresno State, (10-4-86).

Game, Opponent:

- 16 (133 yards), by Paul Dombrowski, New Mexico State (11-19-05).

Bowl Game:

- 18 (124 yards), by Gerald Willhite vs. Toledo, (12-19-81).

Season:

- 89 (886 yards) by Noel Grigsby (2011).

Career:

- 248 (3,087 yards) by Chandler Jones (2010-13).

MOST RECEPTIONS BY A TIGHT END

Game:

- 11 (114 yards), by Brian Roche, at San Diego State, (10-21-95).

Season:

- 66 (729 yards), by Brian Roche (1995).

Career:

- 126 (1,760 yards) by Ryan Otten (2009-10-11-12).

MOST CONSECUTIVE GAMES WITH A RECEPTION

Career:

- 36 (40 games played), by Noel Grigsby (2010-13).

MOST CONSECUTIVE GAMES WITH 10 or MORE RECEPTIONS

Season:

- 2, Tyler Winston (2013),
- 2, Noel Grigsby (2011),
- 2, Kevin Jurovich (2007).

MOST GAMES WITH 10 or MORE RECEPTIONS

Season:

- 4, Kevin Jurovich (2007).

Career:

- 5, Kevin Jurovich (2006-07-08-09).

MOST SEASONS WITH 50 or MORE RECEPTIONS

- 4, Chandler Jones (54 in 2010, 61 in 2011, 54 in 2012, 79 in 2013).

MOST SEASONS WITH 60 or MORE RECEPTIONS

- 2, Chandler Jones (61 in 2011, 79 in 2013),
- 2, Noel Grigsby (89 in 2011, 82 in 2012),
- 2, Kevin Jurovich (85 in 2007, 60 in 2009),
- 2, Guy Liggins (72 in 1986, 77 in 1987).

MOST YARDS RECEIVING

Game:

- 269 (9 receptions), by Edell Shepherd vs. Nevada, (11-10-01).

Game, Freshman:

- 185 (7 receptions), by Noel Grigsby vs. Utah State, (11-13-10).

Game, Opponent:

- 326 (12 receptions), by Nate Burleson, Nevada, (11-10-01).

Bowl Game:

- 152 (9 receptions), by Mervyn Fernandez vs. Toledo, (California Raisin Bowl, 12-19-81).

Season:

- 1,500 (82 receptions), by Edell Shepherd (2001).

Career:

- 3,121 (237 receptions), by Noel Grigsby (2010-11-12-13).

MOST YARDS RECEIVING BY A TIGHT END

Game:

- 158 (8 receptions), by Josh Oliver vs. Hawai'i, (9-27-18).

Game, Freshman:

- 119 (6 receptions), by Billy Freeman at Colorado State, (10-12-13).

Season:

- 739 (52 receptions), by Ryan Otten (2011).

Career:

- 1,760 (126 receptions), by Ryan Otten (2009-10-11-12).

MOST 100-YARD RECEIVING GAMES

Season:

- 7, by Chandler Jones (2013),
- 7, by Edell Shepherd, (2001).

Career:

- 11, by Noel Grigsby (2010-11-12-13).

MOST CONSECUTIVE 100-YARD RECEIVING GAMES

Season:

- 4, by Tre Walker (2019).

MOST TOUCHDOWNS RECEIVING

Game:

- 3, by Nick Nash, at No. 6 USC, (8-26-23)

- 3, by Elijah Cooks, at Utah State, (11-19-22)

- 3, by Chandler Jones, vs. Fresno State, (11-29-13), vs. Wyoming, (10-26-13), vs. Minnesota, (9-21-13).

- 3, by Jalal Beauchman, vs. Louisiana Tech, (11-27-10),

- 3, by James Jones, at Washington, (9-2-06),
- 3, by Courtney Anderson, at UTEP, (11-8-03),

- 3, by Edell Shepherd, vs. Nevada, (11-10-01),
- 3, by Oliver Newell,

- at UNLV, (11-22-97), vs. Hawai'i (11-15-97), vs. Colorado State (10-11-97),

- 3, by Tony Smith at California, (9-29-84),
- 3, by Ken Taylor vs. Santa Clara, (11-16-82),
- 3, by Tim Kearse at Stanford, (9-18-82),

- 3, by Stacey Bailey at Fresno State, (10-3-81),
- 3, by Mervyn Fernandez at Fresno State (10-3-81),
- 3, by Gerald Willhite at California, (9-26-81),
- 3, by Mark Nichols at CS Long Beach, (10-27-79),
- 3, by Rick Parma at Pacific, (11-11-78).

Game, Opponent:

- 3, by Jeb Putzier, Boise State (11-17-01),
- 3, by Ryan Dennard, Arizona State (9-29-01),
- 3, by Alex Van Dyke, Nevada (11-18-95).

Bowl Game:

- 3, by Mervyn Fernandez vs. Toledo, (12-19-81).

Season:

- 15, by Chandler Jones (2013).

Career:

- 29, by Chandler Jones (2010-13).

MOST CONSECUTIVE GAMES WITH A TOUCHDOWN RECEPTION

- 6, by Bailey Gaither (2019).

ALL-PURPOSE RUNNING

Game:

- 355 (80 rushing, 201 receiving, 10 punt returns, 64 kickoff returns), by Charles Pauley, vs. Nevada, (11-10-01).

Bowl Game:

- 243 (164 rushing, 44 receiving, 35 kickoff returns), by Sheldon Canley vs. Central Michigan, (California Raisin Bowl, 12-8-90).

Season:

- 2,637 (1,601 rushing, 334 receiving, 105 punt returns, 597 kickoff returns) by Tyler Ervin (2015).

Career:

- 6,015 (2,803 rushing, 783 receiving, 186 punt returns, 2,374 kickoff returns) by Tyler Ervin (2011-12-13-14-15).

SCORING

MOST POINTS SCORED

Quarter:

- 18, by Jarmar Julien, at Nevada (10-28-00, 4th quarter),
- 18, by Casey Le Blanc, vs. Hawai'i (11-6-99, 4th quarter),
- 18, by Deoncé Whitaker, vs. Saint Mary's (9-18-99, 1st quarter).

Quarter, Opponent:

- 18, by Keenan Reynolds, Navy (11-21-13, overtime)

Game:

- 30 (5 touchdowns), by Deoncé Whitaker, vs. Saint Mary's (9-18-99).

Game, Opponent:

- 42 (7 touchdowns), by Keenan Reynolds, Navy 11-21-13).

Bowl Game:

- 20 (3 touchdowns, 1 2-pt. PAT), by Mervyn Fernandez, vs. Toledo (California Bowl, 12-19-81).

Season:

- 116, by Johnny Johnson, Jr. (1988).

Career:

- 339, by Austin Lopez (105 in 2012, 105 in 2013, 63 in 2014, 66 in 2015).

MOST SEASONS SCORING 100 OR MORE POINTS

- 2, by Austin Lopez (105 in 2012, 205 in 2013).

MOST TOUCHDOWNS SCORED

Game:

- 5, by Deoncé Whitaker vs. Saint Mary's (9-18-99)

Season:

- 19, by Johnny Johnson, Jr. (1988).

Career:

- 36, by Deoncé Whitaker (1998-99-00-01).

MOST WAYS TO SCORE A TOUCHDOWN

INDIVIDUAL RECORDS

Career:

5 (rushing, receiving, kickoff return, interception return, punt return), by Trestin George (eight TD's in 2002-03-04-05),
5 (rushing, receiving, kickoff return, interception return, punt return), by Walt Roberts (13 TD's in 1961-62-63).

MOST FIELD GOALS MADE

Game:

4, by Matt Mercurio vs. Boise State (12-19-20),
4, by Matt Mercurio at Hawai'i (11-9-19),
4, by Matt Mercurio at Army West Point (10-26-19),
4, by Matt Mercurio vs. New Mexico (10-4-19),
4, by Austin Lopez vs. UNLV (10-4-14),
4, by Austin Lopez at Navy (9-22-12),
4, by Jens Alvernik (11-12-11).

Game, Opponent:

5, by Dene Garner, Utah State (9-21-85),
5, by Rafael Septien, Louisiana-Lafayette (11-22-74).

Season:

22 (22 of 27), by Austin Lopez (2013).

Career:

61 (61 of 85) by Austin Lopez (2012-13-14-15).

MOST CONSECUTIVE FIELD GOALS MADE

Game:

4, by Matt Mercurio vs. Boise State (12-19-20),
4, by Matt Mercurio at Hawai'i (11-9-19),
4, by Matt Mercurio at Army West Point (10-26-19),
4, by Matt Mercurio vs. New Mexico (10-4-19),
4, by Austin Lopez vs. UNLV (10-4-14),
4, by Austin Lopez at Navy (9-22-12),
4, by Jens Alvernik at Utah State (11-12-11).

Season:

17, by Austin Lopez (2012).

Career:

23, by Austin Lopez (17 in 2012, 6 in 2013).

MOST CONSECUTIVE FIELD GOALS MADE AT THE START OF A CAREER

23, by Austin Lopez (17 in 2012, 6 in 2013).

BEST FIELD GOAL PERCENTAGE

Game:

100.0% (4 of 4),
by Matt Mercurio vs. Boise State (12-19-20),
by Matt Mercurio at Hawai'i (11-9-19),
by Matt Mercurio at Army West Point (10-26-19),
by Austin Lopez at Navy (9-22-12).

Season:

100.0%, (17 of 17), by Austin Lopez (2012).

LONGEST FIELD GOAL MADE

Game:

60 yards by Joe Nedney at Wyoming, (10-3-92).

MOST FIELD GOALS MADE 50 OR MORE YARDS

Game:

1, by several, last by Bryce Crawford, 52 yards, vs. Wyoming (11-25-17).

Season:

5, by Bryce Crawford (2017).

Career:

6, by Bryce Crawford (2015-18).

MOST FIELD GOALS MADE 40 OR MORE YARDS

Game:

3, by Austin Lopez, 47 yards, 1st quarter, 44 yards, 2nd quarter & 50 yards, 2nd quarter, at Nevada (11-16-13).

Season:

10 (10-of-12), by Austin Lopez (2013).

Career:

18 (18 of 31), by Austin Lopez (2012-13-14-15).

MOST KICKING PAT'S

Game:

10 (10 of 10), Jeff Carr vs. Rice (10-2-04).

Game, Opponent:

10 (10 of 10), Tyler Jones, Boise State (10-24-03).

Season:

54 (54 of 57), by Austin Lopez (2012).

Career:

156 (156 of 162) by Austin Lopez (2012-13-14-15).

MOST CONSECUTIVE KICKING PAT'S

Game:

10 (10 of 10), Jeff Carr vs. Rice (10-2-04).

Game, Opponent:

10 (10 of 10), Tyler Jones, Boise State (10-24-03).

Season:

40 (40 of 40) by Jeff Carr (2004).

Career:

52 (12 in 2003, 40 in 2004), by Jeff Carr (2003-04).

BEST PAT PERCENTAGE

Game:

100.0 %, (10 of 10), by Jeff Carr vs. Rice (10-2-04).

Season:

100.0%, (40 of 40) by Jeff Carr (2004),
100.0%, (33 of 33) by David Silberstein (1998),
100.0%, (28 of 28) by David Bowen (1990),
100.0%, (27 of 27) by Austin Lopez (2014).

MOST KICK SCORING POINTS

Game:

16 (3 FG's, 7 PAT's), by Joe Nedney vs. Pacific, (10-19-91).

Season:

105, by Austin Lopez (2013),
105, by Austin Lopez (2012).

Career:

339, by Austin Lopez (2012-13-14-15).

MOST 2-POINT PAT'S

Game:

2, by Tim Crawley, vs. Wyoming (10-26-13),
2, by Walt Roberts, vs. Pacific (11-30-63),
2, by Ken Berry, at Fresno State (11-16-63),
2, by Bob Bonds, at Fresno State (11-16-63).

MOST 2-POINT DEFENSIVE PAT'S

Game:

1, by Duke Ihenacho, vs. Hawai'i (10-14-11).

PUNTING

MOST PUNTS

Game:

17 (630 yards), by Jim Vernes at Wyoming, (10-25-69).

Season:

82 (3,105 yards), by Joe Hicks (1972).

Career:

249 (9,669 yards), by Jeff Cunningham (1973-74-75-76).

MOST PUNTING YARDS

Game:

630 yards (17 punts), by Jim Vernes at Wyoming, (10-25-69).

Season:

3,329 yards (73 punts), by Michael Carrizosa (2017).

Career:

9,907 yards (225 punts), by Michael Carrizosa (2014-15-16-17).

AVERAGE YARDS PER PUNT

Game: (Minimum of 5)

58.6 (341 yards on 5 punts), by Harrison Waid at Colorado State, (10-1-11).

Season: (Minimum of 40)

47.5 (2,280 yards on 48 punts), by Michael Carrizosa (2015).

Career: (Minimum of 100)

44.0 (9,907 yards on 225 punts), by Michael Carrizosa (2014-15-16-17).

LONGEST PUNT

Game: 80 yards, by Leroy Zimmerman vs. UC Santa Barbara, (10-14-38).

Game, Opponent:

80 yards, by Jeff Carter, Long Beach State, (9-21-83).
80 yards, by Craig Holworthy, Fresno State, (11-16-63).

MOST PUNTS 60 OR MORE YARDS

Game:

3 (71, 74, 72), by Joe Furlow at Air Force, (8-31-96).

Season:

7, by Joe Furlow (1996).

PUNT RETURNS

MOST PUNT RETURNS

Game:

9 (45 yards), by Scott Wells vs. UNLV (10-15-88).

Season:

46 (265 yards), by Scott Wells (1988).

Career:

83 (493 yards), by K.C. Clark (1983-84-85-86).

MOST PUNT RETURN YARDAGE

Game:

150 (7 returns) by Omarr Smith at UTEP, (10-18-97).

Season:

366 yards (37 returns) by Heshimu Colar (1990).

Career:

575 (60 returns) by Jimmie Lassiter (1970-71-72).

MOST PUNTS RETURNED FOR A TOUCHDOWN

Bowl Game:

1, by Tyler Ervin, vs. Georgia State, (12-19-15).

Season:

3, Bill Hubbard (1928).

Career:

3, Bill Hubbard (1926-27-28).

LONGEST PUNT RETURN FOR A TOUCHDOWN

91 yards by Jerry Colletto at Oregon, (11-2-63).

INDIVIDUAL RECORDS

KICKOFF RETURNS

MOST KICKOFF RETURNS

Game:
9 (149 yards), by Sheldon Canley at Miami (Fla.), (10-14-89).

Season:
51 (1,214 yards), by Deoncé Whitaker (1998).

Career:
101, (2,374 yards), by Tyler Ervin (2011-12-13-14-15).

MOST KICKOFF RETURN YARDAGE

Game:
205 yards (5 returns), by James Reed vs. Wyoming (10-5-96).

Season:
1,214 yards (51 returns), by Deoncé Whitaker (1998).

Career:
2,374 yards (101 returns), by Tyler Ervin (2011-12-13-14-15).

MOST KICKOFF RETURNS FOR A TOUCHDOWN

Season:
2, by Tyler Ervin (2012),
2, by Charles Pauley (2002),
2, by Jimmie Lassiter (1970).

Career:
3, by Tyler Ervin (2011-12-13-14-15).

LONGEST KICKOFF RETURN FOR A TOUCHDOWN

102 yards by Jimmie Lassiter at California, (9-25-71),
100 yards by Tim Kearse vs. CS Long Beach, (10-16-82),
100 yards by Bob Triplett at California, (10-2-76).

INTERCEPTION RETURNS

MOST PASS INTERCEPTIONS

Game:
3, by Bené Benwikere vs. Louisiana Tech (11-24-12),
3, by Dwight Lowery vs. Cal Poly (9-23-06),
3, by Josh Powell vs. Idaho (11-26-05),
3, by Gerald Jones at Stanford (9-14-02),
3, by Omarr Smith vs. Hawai'i (11-15-97),
3, by Troy Jensen vs. Louisiana Tech, (10-23-93),
3, by Don Dambacher vs. Mexico (9-10-49).

Game, Opponent:
3, by Nate Kvamme, Colorado State (10-11-97).

Season:
9, by Dwight Lowery (2006).

Career:
14, by Bené Benwikere (2010-11-12-13),
14, by Gerald Jones (2002-03),
14, by Sherman Cocroft (1982-83),
14, by Ken Thomas (1979-80-81-82).

MOST CONSECUTIVE GAMES WITH AN INTERCEPTION

4, by Bené Benwikere (2013),
4, James Orth (2011),
4, Dwight Lowery (2006),
4, Gerald Jones (2002),
4, Sherman Cocroft (1983).

MOST INTERCEPTION YARDAGE

Game:
99, by Gerald Jones vs. Nevada, (9-18-03).

Game, Opponent:
178, by Tommy Williams, Cal State Fullerton (1988).

Season:
178, by Gerald Jones (6 interceptions) (2003).

Career:
391 (14 interceptions), by Ken Thomas (1979-80-81-82).

MOST INTERCEPTIONS RETURNED FOR A TOUCHDOWN

Game:
1, by many, last by Dakari Monroe, vs. UNLV, (10-27-18).

Game, Opponent:
2, by Dameron Babers, Nevada (11-11-17),
2, by Nate Kvamme, Colorado State (10-11-97),
2, by Tommy Williams, Cal State Fullerton (11-12-88).

Season:
3, by Ken Thomas (1979).

Career:
5, by Ken Thomas (1979-80-81-82).

MOST CONSECUTIVE GAMES RETURNING AN INTERCEPTION FOR A TOUCHDOWN

Game:
2, by Duke Ihenacho (2008),
2, by Jay Taylor (1987),
2, by Ken Thomas (1979).

DEFENSE

MOST TOTAL TACKLES

Game:
27 (15 primary & 12 assists) by Frank Manumaleuga at Colorado (9-23-78).

Game, Opponent:
23 (9 unassisted, 14 assisted) by Del Lyles, Utah State (9-28-91).

Bowl Game:
18 (11 primary & 7 assists) by Matt Castelo vs. New Mexico (New Mexico Bowl, 12-23-06),
18 (12 primary & 6 assists) by Yepi Pauu vs. Eastern Michigan (California Bowl, 12-12-87),
18 (14 primary & 4 assists) by Dave Chaney vs. Memphis State (Pasadena Bowl, 12-18-71).

Season:
232 (107 primary & 125 assists) by Randy Gill (1977).

Career:
527 (297 primary & 230 assists) by Dave Chaney (1969-70-71).

CONSECUTIVE GAMES WITH 20 OR MORE TACKLES (Since 2000)

2, by Keith Smith (21 at Minnesota, 9-21-13,
20 vs. Utah State, 9-27-13).

MOST PRIMARY TACKLES

Game:
21, by Dave Chaney vs. Fresno State, (11-21-70).

Game, Opponent:
15, by Donnell Porter, UNLV, (10-31-92).

Season:
125, by Dave Chaney (1970).

Career:
297, by Dave Chaney (1969-70-71).

MOST ASSISTED TACKLES

Game:
18, by Ezekiel Staples vs. Rice (10-2-04),
18, by Randy Gill at California (10-1-77).

Game, Opponent:
16, Chris Tsangaris, Long Beach State (9-21-91).

Season:
125, by Randy Gill (1977).

Career:
242, by Keith Smith (2010-11-12-13).

MOST TACKLES FOR LOSS

Game:
6.0, by Travis Johnson, vs. UC Davis (9-7-12),
6.0, by Carl Ihenacho, at New Mexico State (10-18-08),
6.0, by Bob Overly, vs. UNLV (9-5-81).

Game, Opponent:
5.0, by Dontay Moch, Nevada (10-9-10),
5.0, by Willie Howard, Stanford (10-2-99).

Season:
24.5, by Bob Overly (1981).

Career:
49.0, by Travis Johnson (2009-10-11-12).

MOST QUARTERBACK SACKS

Game:
4.0, by Cade Hall, vs. Nevada (10-29-22),
4.0, by Cade Hall, vs. UNLV (10-14-20),
4.0, by Travis Johnson, vs. UC Davis (9-7-12),
4.0, by Travis Johnson, vs. Idaho (11-5-11),
4.0, by Raymond Bowles, vs. UNLV (11-2-91),
4.0, by Lyneil Mayo, at Stanford (9-30-89),
4.0, by Bob Overly, at Stanford (9-19-81).

Season:
17.0, by Bob Overly (1981).

Career:
32.0, by Travis Johnson (2009-10-11-12).

MOST FORCED FUMBLES

Game:
2, by Carl Ihenacho, vs. UC Davis (8-30-08),
2, by Philip Perry, at Hawai'i (11-02-02),
2, by Philip Perry, at Washington (9-07-02).

Bowl Game:
2, by Matt Castelo (New Mexico Bowl, 12-23-06).

Season:
7, by Philip Perry (2002).

MOST FUMBLES RECOVERED

Season:
5, by Rayford Roberson (1976).

Career:
11, by Rayford Roberson (1975-78),
11, by Carl Ekern (1972-75).

LONGEST FUMBLE RETURN

95, by Troy Jensen, at Stanford (9-26-92)

MOST PASSES DEFENSED (Interceptions + Passes Broken Up)

Game:
5, by Dasheon Frierson, at Hawai'i (10-5-13).

Game, Opponent:
4, by Kevin Millhouse, Hawai'i (11-3-01),
4, by Lawson, Long Beach State (10-13-90).

Season:
23, by Omarr Smith (1997).

Career:
44, by Omarr Smith (1995-96-97-98).

TEAM RECORDS

WINS

MOST WINS

Season: 13 (1939).

MOST CONSECUTIVE WINS

Season: 13 (1939).
Two seasons: 13 (12-4-37 through 11-27-38),
13 (9-23-40 through 9-26-41).

MOST HOME WINS

Season: 10 (1939).

MOST ROAD WINS

Season: 7 (7 wins, 0 losses), (1940).

MOST CONSECUTIVE HOME WINS

Season: 10 (1939).
Two seasons: 16 (9-23-38 through 11-30-39).

MOST CONSECUTIVE ROAD WINS

Season: 7 (1940).
Multiple seasons: 11 (9-24-39 through 10-24-41).

RUSHING

MOST ATTEMPTS

Game: 71, vs. Santa Clara (10-7-50).
Opp., game: 81, by Rice (10-16-99).
Season: 509 (1971).
Opp., season: 686 (2017).

MOST YARDS GAINED RUSHING

Game: 487, vs. UC Santa Barbara
(10-21-49).
Opp., game: 570, by Rice (10-2-04).
Season: 2,478 (1952).
Opp., season: 3,710 (2017).

AVERAGE RUSHING YARDS GAINED PER GAME

Season: 275.4 (1952).
Opp., season: 285.4 (2017).

AVERAGE YARDS GAINED PER ATTEMPT

Game: 11.3 (464 yards on 41 attempts),
vs. Tulsa (10-27-01).
Opp., game: 9.0 (559 yards on 62 attempts),
by Washington (11-16-96).
Season: 5.6 (1952).
Opp., season: 6.1 (2009).

MOST RUSHING TOUCHDOWNS

Game: 13, vs. Mexico (9-10-49).
Opp., game: 8, by Nevada (11-8-09),
8, by Boise State (11-13-04),
8, by Rice (10-2-04).
Season: 41 (1952).
Opp., season: 45 (2005).

PASSING

MOST PASSES ATTEMPTED

Game: 67, at Stanford (9-6-03).
Opp., game: 75, by Hawai'i (10-12-07).
Bowl game: 63, vs. Toledo (12-19-81).
Season: 496 (2013).
Opp., season: 475 (2002).

MOST PASSES COMPLETED

Game: 42, vs. Navy (11-22-13).
Opp., game: 44, by Hawai'i (10-12-07).
Bowl game: 43, vs. Toledo (12-19-81).
Season: 336 (2012).

MOST PASSING YARDS

Game: 577, vs. Fresno State (11-29-13).
Opp., game: 565, by Nevada (11-10-01).
Season: 4,325 (2012).
Opp., season: 3,906 (2002).

AVERAGE PASSING YARDS GAINED PER GAME

Season: 355.9 (2013).
Opp., season: 300.5 (2002).

MOST PASSING TOUCHDOWNS

Game: 7, at UTEP (11-8-03),
7, at Fresno State (10-3-81).
Opp., game: 5, by Fresno State (11-20-99).
Season: 35, (2012, 2013).
Opp., season: 32, (2002).

HIGHEST PERCENTAGE OF PASSES

COMPLETED (Minimum of 20 pass attempts)
Game: 88.5 (23 of 26), at Stanford (9-20-08).
Opp., game: 83.3 (20 of 24), by California
(9-7-96).
Season: 71.8 (336 of 468), (2012).
Opp., season: 62.9 (256 of 407), (2005).

MOST PASSES HAD INTERCEPTED

Game: 6, vs. Fresno State (11-21-70),
6, vs. New Mexico (11-1-69),
6, at Fresno State (11-20-65).
Season: 30 (1969).
Opp., season: 33 (1949).

FEWEST PASSES HAD INTERCEPTED

Season: 4 (2023).
Opp., season: 6 (1999), (1962), (1956).

TOTAL OFFENSE

MOST PLAYS

Game: 106, at CS Long Beach (10-27-79).
Opp., game: 101, by Hawai'i (10-12-07),
101, by California (10-6-90).
Season: 974 (1978).
Opp., season: 1,045 (2017).

MOST YARDS GAINED

Game: 849, vs. Nevada (11-10-01).
Opp., game: 791, by Nevada (11-10-01).
Season: 5,919 (2013).
Opp., season: 6,491 (2017).

AVERAGE YARDS GAINED PER PLAY

Game: 10.7, at Pacific (11-13-76).
Opp., game: 9.3, by Nevada (11-10-01).
Season: 7.6 (1986).
Opp., season: 6.9 (1996, 2001).

AVERAGE YARDS GAINED PER GAME

Season: 493.2 (2013).
Opp., season: 500.8 (2001).

FIRST DOWNS

MOST FIRST DOWNS

Game: 36, vs. Fresno State (11-29-13).
Opp., game: 35, by Colorado (9-11-99).
Season: 295 (2013, 12 games).
Opp., season: 320 (2002, 13 games).

FEWEST FIRST DOWNS

Game: 4, at Arizona State (9-15-84).
Opp., game: 4, by UNLV (11-19-88).

SCORING

MOST POINTS SCORED

Quarter: 35 (second quarter), at UTEP
(11-8-03).
Opp., quarter: 35 (first quarter), by Baylor
(9-10-94).
Half: 48 (1st half, 13-35), at UTEP
(11-8-03).
Opp., half: 49 (1st half, 35-14), by Baylor
(9-10-94).
Overtime: 14, vs. Navy (11-22-13).
Overtime, Opponent:
20, by Navy (11-22-13).
Game: 70, vs. Rice (10-2-04),
103, vs. Mexico (9-10-49).
Opp., game: 79, by Stanford Frosh (1923),
77, by Boise State (10-24-03).
Two Consecutive Games:
114 - 62, vs. Fresno State (11-29-13)
& 52, vs. Navy (11-22-13).
175 - 71, vs. Mexico (12-4-48)
& 104 vs. Mexico (9-10-49).
Two Consecutive Games, Opponent:
115 - 54, by Utah (9-16-17)
& 61, by Utah State (9-23-17).
Season: 452 (2012, 13 games),
457* (1949, 12 games).
Opp., season: 542 (2017, 13 games).

MOST TOUCHDOWNS SCORED

Game: 10, vs. Rice (10-2-04),
10, at UTEP (11-8-03),
16, vs. Mexico (9-10-49).
Opp., game: 10, by Boise State (10-24-03),
10, by Stanford (9-21-68).
Season: 57 (17 rushing, 35 passing,
2 kickoff return, 2 fumble returns,
1 interception return) (2012),
71* (1949).
Opp., season: 65 (2005).
* - includes a 103-0 win over the University of Mexico

MOST TOUCHDOWNS SCORED BY RUSHING AND PASSING

Season: 52 (2012).
Opp., season: 62 (2005).

HIGHEST SCORING TIE

Game: 48-48, vs. Utah State (9-10-79).

LOWEST SCORING TIE

Game: 0-0, 10 times, last at Fresno State
(11-14-41).

ONE-SIDED WIN

Game: 59-0, vs. College of Idaho (9-20-37).

TEAM RECORDS

ONE-SIDED LOSS

Game: 79-0, by Stanford Frosh (1923).

COME-FROM-BEHIND WIN

Game: 70-63 (trailed 34-7 in the second quarter), vs. Rice (10-2-04).

MOST POINTS SCORED BY TWO TEAMS

Quarter: 61 (fourth quarter - San José State 34, Hawai'i 27), (11-5-99).

Half: 83 (first half - San José State 42, Fresno State 41), (11-29-13).

Game: 133 (San José State 70, Rice 63), (10-2-04).

FEWEST POINTS ALLOWED

Season: 29 (1939).

FEWEST TOUCHDOWNS ALLOWED

Season: 3 (1939).

MOST SHUTOUTS

Season: 8 (1939).

MOST CONSECUTIVE GAMES SCORING

135 (9-23-72 through 9-8-84).

KICK SCORING

MOST FIELD GOALS MADE

Game: 4, seven times, most recent, vs. Boise State (12-19-20).

Opp., game: 5, at Utah State (9-21-85).

Season: 22 (2013).

MOST KICKING PAT'S

Game: 10, vs. Rice (10-2-04).

Opp., game: 10, by Boise State (10-24-03).

Season: 54 (2012).

Opp., season: 58 (2005).

CONSECUTIVE KICKING PAT'S

Game: 10, vs. Rice (10-2-04).

Opp., game: 10, by Boise State (10-24-03).

Season: 40, (40 for 40), 2005.

All-Time: 58, (12 for 12, 40 for 40, 6 for 6), 2003-05,
58, (2 for 2, 33 for 33, 23 for 23), 1997-99.

MOST KICK SCORING POINTS

Game: 16, vs. Pacific (10-19-91).

Season: 108 (2012).

PUNTING

MOST PUNTS

Game: 17 (630 yards), at Wyoming (10-25-69).

Season: 86 (3,726 yards), (2017).

Opp., season: 92 (3,677 yards), (1981).

FEWEST PUNTS

Game: 0, at Hawai'i (11-09-19)

0, vs. Hawai'i (11-15-14),

0, at Hawai'i (11-18-06).

Opp., game: 0, last by Hawai'i (11--09-19).

Two teams, game: 0, San Jose State at Hawai'i (11-09-19)

Season: 34 (1,444 yards), (1960).

Opp., season: 33 (1,356 yards), (2001).

MOST PUNTING YARDS

Game: 630 yards (17 punts), at Wyoming (10-25-69).

Season: 3,726 (86 punts), (2017).

NET PUNTING AVERAGE

Season: 42.4 (2,280 yards on 48 punts), (2015).

KICKOFF RETURNS

MOST KICKOFF RETURNS

Game: 14 (200 yards) at BYU (11-25-67).

Season: 70 (1,479 yards), (2010).

MOST KICKOFF RETURN YARDAGE

Game: 253 (7 returns) at San Diego State (9-22-12).

Opp., game: 208 (5 returns) by UTEP (10-16-01).

Season: 1,479 (70 returns), (2010).

PUNT RETURNS

MOST PUNT RETURNS

Game: 8 (57 yards) vs. Utah State (10-11-86).

Season: 52 (293 yards), (1988).

MOST PUNT RETURN YARDAGE

Game: 150 (7 returns) at UTEP, (10-18-97).

Season: 445 (51 returns), (1990).

DEFENSE

FEWEST YARDS ALLOWED

Game: Minus-11 vs. Mexico (12-4-48),
5, vs. Texas A&I (9-18-39).

Opp., game: 39, by Wyoming (10-25-69).

Season: 927 (1939).

FEWEST YARDS ALLOWED PER GAME

Season: 71.3 (1939).

FEWEST RUSHING YARDS ALLOWED

Game: Minus-49, vs. San Diego State (11-6-71).

Opp., game: Minus-52, by Wyoming (11-4-67).

Season: 724 (1986).

FEWEST PASSING YARDS ALLOWED

Game: Minus-25, vs. Fresno State (11-24-39).

Opp., game: 3, by Oregon (9-20-75).

Season: 727 (1953).

FEWEST PASSING YARDS ALLOWED PER GAME

Season: 88 (1953).

INTERCEPTIONS

MOST INTERCEPTIONS

Game: 6, vs. Hawai'i (11-15-97),

6, vs. Louisiana Tech (10-23-83).

Season: 33 (481 yards), (1949).

MOST INTERCEPTION YARDAGE

Game: 153, at SMU (10-7-00).

Opp., game: 205, by CS Fullerton (11-12-88).

Season: 481 (33 interceptions), (1949).

INTERCEPTIONS RETURNED FOR A

TOUCHDOWN

Game: 2, last at New Mexico State (10-18-08).

Opp., Game: 2, last by Louisiana Tech (10-18-08).

Season: 6 (2000).

FEWEST INTERCEPTIONS

Season: 6 (1999), (1962), (1956).

CONSECUTIVE GAMES INTERCEPTING A PASS

Team: 13 (10-20-01 through 10-5-02).

QUARTERBACK SACKS

Game: 13, vs. Pacific (11-14-81).

Opp: 13, by Utah State (10-13-12)

Season: 58 (1986).

Season, fewest: 7 (1981).

FUMBLES

MOST FUMBLES

Game: 8, vs. CS Fullerton (10-3-85).

Opp., game: 11, by Arizona State (11-7-70).

Season: 46 (1954).

Opp., season: 44 (1950).

MOST FUMBLES LOST

Game: 5, vs. CS Fullerton (11-15-80),
5, at Stanford (9-16-78).

Opp., game: 8, by Arizona State (11-7-70).

Season: 27 (1954).

Opp., season: 27 (1969).

FEWEST FUMBLES LOST

Season: 3 (2007).

TURNOVERS

FEWEST LOST

Season: 9
(2022, 12 games, 7 int., 2 fum.)
(2020, 8 games, 9 int.)

MOST GAINED

Season: 44 (12 fumbles, 32 interceptions) (1939).

PENALTIES

MOST PENALTIES

Game: 24 (199 yards), vs. Fresno State (10-4-86).

Opp., game: 21 (202 yards), by California (9-7-96),

21 (163 yards), by San Diego State (11-14-98).

Season: 133 (999 yards), (1987).

FEWEST PENALTIES

Game: 0, last at Brigham Young (10-8-11).

Opp., game: 0, last by Navy (9-29-12).

Season: 40 (378 yards) (2011).

MOST PENALTY YARDAGE

Game: 199 yards (24 penalties), vs. Fresno State (10-4-86).

Opp., game: 202 yards (21 penalties), by California (9-7-96).

Season: 1,187 (131 penalties), (1986).

LEAST PENALTY YARDAGE

Game: 0 yards, last at Brigham Young (10-8-11).

HEAD COACH KEN NIUMATALOLO

KEN NIUMATALOLO

Head Football Coach



(Nia-mahta-lolo) The all-time winningest coach in the Naval Academy, Ken Niumatalolo, was named San José State's 30th head football coach in program history on Jan. 21, 2024. Niumatalolo won a program-best 109 games, led Navy to 10 bowl games over 15 seasons and is a three-time American Athletic Conference (AAC) Coach of the Year (2015, '16, '19). He earned the 2019 Stallings Award, presented to the college football head coach who is both a humanitarian and an exceptional head coach.

Niumatalolo started his reign in Annapolis with eight straight wins over Army and 10 overall, which is the most in the history of the rivalry game. Navy won 6-of-10 bowl games during Niumatalolo's tenure and picked up wins over Pittsburgh and Kansas State after posting a school record 11-2 marks in 2015 and '19, finishing inside the top 25 for the first time in the last 60 years.

Niumatalolo, 58, helped Navy earn the Lambert Trophy in 2015, awarded to the best team in the East, for the first time since 1963. He led Navy to its first outright division title in 2016 going 7-1 in the AAC, winning the West division, and is the only coach in Navy history to win three-consecutive bowl games. His six bowl wins and six Commander-In-Chief trophies are the most in Navy history.

In 2015, Niumatalolo was one of four coaches to be named a finalist for the Dodd Trophy and the Paul "Bear" Bryant National Coach of the Year Award. In 2016, he was a Dodd Trophy finalist again and was named AFCA Region 1 Coach of the Year. In 2019, he was a Paul "Bear" Bryant National Coach of the Year Award for the second time in his career.

In 2013, Niumatalolo was selected to the inaugural class of the Polynesian Football Hall of Fame and was the second Polynesian head coach in Football Bowl Subdivision (FBS) history and the first Samoan collegiate head coach on any level.

The La'ie, Hawai'i native played quarterback at Hawai'i from 1987-89 and was part of their first bowl team in 1989. After he graduated, he then joined head coach Paul Johnson's staff at Hawai'i first as a graduate assistant and then eventually as a full-time assistant (1990-94).

In 1995, Niumatalolo followed Johnson to Navy first as the running backs coach and then in 1997 was named the offensive coordinator. His first stint at Navy lasted from 1995-98 before he left to go to UNLV to be tight ends coach/special teams coordinator from 1999-2001. Niumatalolo returned to Navy in 2002 to be assistant head coach under Johnson until taking over head coaching duties in 2007.

Ken Niumatalolo year-by-year in coaching/playing

Year	Team	Assignment
2024	San José State	Head Coach (0-0)
2023	UCLA	Director of Leadership
2022	Navy	Head Coach (4-8)
2021	Navy	Head Coach (4-8)
2020	Navy	Head Coach (3-7)
2019	Navy	Head Coach (11-2) Liberty Bowl Champions
2018	Navy	Head Coach (3-10)
2017	Navy	Head Coach (7-6) Military Bowl Champions
2016	Navy	Head Coach (9-5) Armed Forces Bowl
2015	Navy	Head Coach (11-2) Military Bowl Champions
2014	Navy	Head Coach (8-5) Poinsettia Bowl Champions
2013	Navy	Head Coach (9-4) Armed Forces Bowl Champions
2012	Navy	Head Coach (8-5) Fight Hunger Bowl
2011	Navy	Head Coach (5-7)
2010	Navy	Head Coach (9-4) Poinsettia Bowl
2009	Navy	Head Coach (10-4) Texas Bowl Champions
2008	Navy	Head Coach (8-5) EagleBank Bowl
2007	Navy	Interim Head Coach (0-1) Poinsettia Bowl
2006	Navy	Assistant Head Coach/Offensive Line
2005	Navy	Assistant Head Coach/Offensive Line
2004	Navy	Assistant Head Coach/Offensive Line
2003	Navy	Assistant Head Coach/Offensive Line
2002	Navy	Assistant Head Coach/Offensive Line
2001	UNLV	Tight Ends/Special Teams
2000	UNLV	Tight Ends/Special Teams
1999	UNLV	Tight Ends/Special Teams
1998	Navy	Offensive Coordinator/Quarterbacks
1997	Navy	Offensive Coordinator/Quarterbacks
1996	Navy	Running Backs
1995	Navy	Running Backs
1994	Hawai'i	Assistant Coach
1993	Hawai'i	Assistant Coach
1992	Hawai'i	Assistant Coach
1991	Hawai'i	Graduate Assistant
1990	Hawai'i	Graduate Assistant
1989	Hawai'i	Quarterback
1988	Hawai'i	Quarterback
1987	Hawai'i	Quarterback
1986	Hawai'i	Quarterback



collegepressbox
SINCE 2005 EVERYTHING BUT THE PREGAME MEAL

SJSU UNOFFICIAL DEPTH CHART

OFFENSE

QB	9	Emmett Brown	5-10	187	So-R.
Or	5	Walker Eget	6-3	225	Jr-R.
<hr/>					
RB	6	Jabari Bates	5-6	166	So-R.
Or	0	Floyd Chalk IV	5-7	200	Jr.
<hr/>					
TE	81	Jacob Stewart	6-5	227	Jr.
		85 Jackson Canaan	6-2	226	Jr-R.
<hr/>					
WR	2	TreyShun Hurry	6-2	194	So.
		14 Matthew Coleman	6-0	169	So-R.
<hr/>					
WR	3	Nick Nash	6-3	195	Sr-R.
		1 Sawyer Deerman	5-10	185	Fr-R.
<hr/>					
WR	11	Justin Lockhart	6-3	196	Sr-R.
		13 Cooper Hoch	6-3	188	Fr-R.
<hr/>					
LT	72	Nate Hale	6-5	300	Fr-R.
Or	70	Malik Williams	6-5	302	Jr-R.
<hr/>					
LG	74	Sione Nomani	6-4	315	Jr-R.
Or	69	Uluakinofa Taliauli	6-3	294	So-R.
<hr/>					
C	62	Tyler Chen	6-3	260	Fr-R.
Or	66	Will Leys	6-2	285	So-R.
<hr/>					
RG	61	Marist Talavou	6-3	338	Sr-R.
		60 Hudson Mesa	6-1	278	Jr-R.
<hr/>					
RT	79	Paseti Lapuaho	6-5	285	Jr.
Or	54	Daniel Moleni	6-4	275	Jr.

DEFENSE

DE	91	Quincy Likio	6-2	282	Sr.
		98 John Ward	6-4	245	Sr-R.
<hr/>					
NG	42	Soane Toia	6-0	278	Sr.
		50 Gafa Faga	6-2	296	Jr.
<hr/>					
DE	37	Dylan Hampsten	6-3	237	Fr-R.
		48 Dejon Roney	6-1	269	Jr.
<hr/>					
LB	26	Ethan Powell	6-2	217	Jr.
		24 Malakai Hoeft	6-2	218	Jr.
<hr/>					
LB	8	Jordan Cobbs	6-1	235	Sr-R.
		9 Noah McNeal-Franklin	6-0	210	Jr-R.
<hr/>					
LB	10	Jordan Pollard	6-0	193	Jr.
		18 Dylan Lee	6-1	227	Fr-R.
<hr/>					
LB	4	Taniela Latu	6-2	233	Sr.
		97 John Norwood	6-3	209	So-R.
<hr/>					
CB	2	DJ Harvey	5-11	174	Jr-R.
		6 Amir Wallace	6-0	185	Sr-R.
<hr/>					
S	7	Jalen Apalit-Williams	6-1	192	Jr-R.
Or	20	Isiah Revis	5-10	189	Jr-R.
<hr/>					
S	1	Robert Rahimi	6-1	204	Sr.
		17 Zavion Reese	6-0	193	Jr-R.
<hr/>					
CB	25	Michael Dansby	6-0	179	Jr.
		15 Jalen Bainer	5-10	184	Jr-R.

SPECIAL TEAMS

K	11	Kyler Halvorsen	5-10	175	St.
<hr/>					
P	39	Dino Beslagic	6-4	207	So-R.
Or	49	Trent Carrizosa	6-4	250	So.
<hr/>					
KO	11	Kyler Halvorsen	5-10	175	St.
<hr/>					
LS	40	Davis Salom	6-1	265	Jr-R.
<hr/>					
KR	6	Jabari Bates	5-6	166	So-R.
Or	2	DJ Harvey	5-11	174	Jr-R.
<hr/>					
PR	14	Matthew Coleman	6-0	169	So-R.
Or	2	DJ Harvey	5-11	174	Jr-R.

SJSU unofficial depth chart compiled by communications staff as of 08/23/24



2023-24 San Jose St. Football
Game Results
All games

Team Results

	Date	Opponent		Score	Overall	Conf	Time	Attend
	08/26/2023	at Southern California	L	28-56	0-1	0-0	3:27	63411
	09/03/2023	Oregon St.	L	17-42	0-2	0-0	3:14	20337
	09/09/2023	Cal Poly	W	59-3	1-2	0-0	3:42	14224
	09/16/2023	at Toledo	L	17-21	1-3	0-0	3:19	20039
*	09/22/2023	Air Force	L	20-45	1-4	0-1	3:05	16124
*	10/07/2023	at Boise St.	L	27-35	1-5	0-2	3:37	37491
*	10/14/2023	at New Mexico	W	52-24	2-5	1-2	3:06	13027
*	10/21/2023	Utah St.	W	42-21	3-5	2-2	3:11	15028
*	10/28/2023	at Hawaii	W	35-0	4-5	3-2	3:02	11486
*	11/11/2023	Fresno St.	W	42-18	5-5	4-2	3:24	18886
*	11/18/2023	San Diego St.	W	24-13	6-5	5-2	2:52	16225
*	11/25/2023	at UNLV	W	37-31	7-5	6-2	2:58	25554
	12/23/2023	vs Coastal Carolina	L	14-24	7-6	6-2	3:30	7089



2023-24 San Jose St. Football
Team Game-by-Game
All games

Date	Opponent	Rushing				Receiving				Passing				Kick Returns				Punt Returns				tot off
		no.	yds	td	lg	no.	yds	td	lg	cmp-att-int	yds	td	lg	no.	yds	td	lg	no.	yds	td	lg	
08/26/2023	at Southern California	27	198	1	57	21	198	3	32	21-39-0	198	3	32	3	53	0	27	0	0	0	0	396
09/03/2023	Oregon St.	22	56	1	21	25	232	1	29	25-42-0	232	1	29	2	16	0	16	0	0	0	0	288
09/09/2023	Cal Poly	43	267	5	45	15	205	2	38	15-23-0	205	2	38	0	0	0	0	1	75	1	75	472
09/16/2023	at Toledo	29	40	1	15	24	228	1	39	24-41-1	228	1	39	1	14	0	14	3	8	0	9	268
09/22/2023	Air Force	17	115	3	33	24	239	0	33	24-35-1	239	0	33	5	81	0	20	1	1	0	1	354
10/07/2023	at Boise St.	26	104	3	21	23	325	0	63	23-38-1	325	0	63	0	0	0	0	0	0	0	0	429
10/14/2023	at New Mexico	32	259	4	68	8	272	2	61	8-17-0	272	2	61	3	39	0	20	2	54	1	44	531
10/21/2023	Utah St.	51	251	3	22	15	119	3	29	15-20-0	119	3	29	0	0	0	0	0	0	0	0	370
10/28/2023	at Hawaii	45	217	3	52	16	251	2	35	16-26-0	251	2	35	0	0	0	0	0	0	0	0	468
11/11/2023	Fresno St.	43	313	2	47	9	146	3	41	9-18-0	146	3	41	0	0	0	0	0	0	0	0	459
11/18/2023	San Diego St.	29	181	2	57	15	174	1	42	15-20-1	174	1	42	2	20	0	20	0	0	0	0	355
11/25/2023	at UNLV	40	233	2	46	19	249	2	56	19-26-0	249	2	56	1	21	0	21	1	18	0	18	482
12/23/2023	vs Coastal Carolina	25	159	1	27	16	215	1	35	16-30-0	215	1	35	2	39	0	21	0	0	0	0	374
San Jose St.		429	2393	31	68	230	2853	21	63	230-375-4	2853	21	63	19	283	0	27	8	156	2	75	5246
Opponents		486	2212	23	68	219	2379	19	83	219-359-12	2379	19	83	29	404	1	96	9	75	0	35	4591

San Jose St. Averages

Games	Avg/ rush	Avg/ catch	Pass effic	KR avg	PR avg	All purpose avg/game	Total offense avg/game
13	5.6	12.4	141.6	14.9	19.5	455.0	403.5

Date	Opponent	Tackles			Sacks no-yds	Fumble ff fr-yds	Pass Defense			blkd kick	PAT attempts			off				
		ua	a total	tfl-yds			int-yds	qbh	brup		kick	kick	rush	rcv	saf	t/o	pts	
08/26/2023	at Southern California	46	2	48	4.0-26	2-23	0	0-0	0-0	1	2	0	4-4	0	0	0	0	28
09/03/2023	Oregon St.	40	18	58	3.0-9	1-7	0	0-0	0-0	1	2	1	2-2	0	0	0	0	17
09/09/2023	Cal Poly	35	24	59	9.0-20	2-9	2	2-0	1-0	5	2	0	8-8	0	0	0	10	59
09/16/2023	at Toledo	21	36	57	3.0-13	1-10	0	2-0	1-6	0	5	0	2-2	0	0	0	14	17
09/22/2023	Air Force	37	62	99	3.0-4	0-0	0	0-0	0-0	0	0	0	2-3	0	0	0	0	20
10/07/2023	at Boise St.	34	22	56	4.0-17	2-9	2	2-0	1-5	1	3	0	3-3	0	0	0	21	27
10/14/2023	at New Mexico	33	30	63	3.0-8	1-2	0	0-0	1-0	2	6	1	7-7	0	0	0	7	52
10/21/2023	Utah St.	37	22	59	8.0-32	1-16	0	1-0	2-26	2	3	0	6-6	0	0	0	7	42
10/28/2023	at Hawaii	29	8	37	7.0-41	4-32	0	1-0	2-51	5	4	0	5-5	0	0	0	0	35
11/11/2023	Fresno St.	29	42	71	11.0-44	5-32	0	0-0	2-113	1	6	0	6-6	0	0	0	14	42
11/18/2023	San Diego St.	34	36	70	6.0-16	3-11	0	0-0	2-29	3	1	0	3-3	0	0	0	0	24
11/25/2023	at UNLV	26	48	74	3.0-16	1-13	1	1-0	0-0	0	3	0	4-4	0	0	0	3	37
12/23/2023	vs Coastal Carolina	47	10	57	2.0-7	1-4	0	0-0	0-0	1	1	0	2-2	0	0	0	0	14
San Jose St.		448	360	808	66.0-253	24-168	5	9-0	12-230	22	38	2	54-55	0	0	0	76	414
Opponents		401	344	745	64.0-237	20-132	12	6-9	4-120	14	49	0	43-43	0	1	0	27	333

Date	Opponent	Punting										Field Goals			Kickoffs				
		no.	yds	avg	long	blkd	tb	fc	50+	i20	md-att	long	blkd	no.	yds	avg	tb	ob	
08/26/2023	at Southern California	7	320	45.7	56	0	2	0	1	1	0-0	0	0	4	240	60.0	2	0	
09/03/2023	Oregon St.	3	91	30.3	36	0	0	1	0	2	1-1	41	0	3	119	39.7	0	0	
09/09/2023	Cal Poly	2	78	39.0	40	0	0	1	0	0	1-1	27	0	9	467	51.9	3	0	
09/16/2023	at Toledo	5	205	41.0	56	0	0	3	1	2	1-2	37	0	4	159	39.8	0	0	
09/22/2023	Air Force	2	68	34.0	38	0	0	1	0	0	0-0	0	0	4	251	62.8	1	0	
10/07/2023	at Boise St.	4	178	44.5	54	0	1	1	1	1	2-2	33	0	6	354	59.0	3	0	
10/14/2023	at New Mexico	2	95	47.5	51	0	1	1	1	0	1-2	39	0	9	545	60.6	2	0	
10/21/2023	Utah St.	3	148	49.3	54	0	0	2	2	2	0-1	0	0	7	417	59.6	2	0	
10/28/2023	at Hawaii	2	110	55.0	60	0	1	0	2	1	0-1	0	0	6	350	58.3	0	1	
11/11/2023	Fresno St.	5	210	42.0	55	0	0	3	1	3	0-0	0	0	7	292	41.7	0	0	
11/18/2023	San Diego St.	2	75	37.5	39	0	0	2	0	1	1-1	35	0	4	248	62.0	2	0	
11/25/2023	at UNLV	4	130	32.5	44	0	1	2	0	2	3-3	30	0	8	386	48.3	1	0	
12/23/2023	vs Coastal Carolina	3	132	44.0	50	0	1	0	1	0	0-1	0	0	3	181	60.3	0	0	
San Jose St.		44	1840	41.8	60	0	7	17	10	15	10-15	41	0	74	4009	54.2	16	1	



2023-24 San Jose St. Football
Team Game-by-Game
All games

Date	Opponent	Punting										Field Goals			Kickoffs				
		no.	yds	avg	long	blkd	tb	fc	50+	i20	md-att	long	blkd	no.	yds	avg	tb	ob	
Opponents		51	2141	42.0	75	2	3	21	10	19	8-11	49	0	62	3618	58.4	18	3	



**2023-24 San Jose St. Football
Opponents Game-by-Game
All games**

Date	Opponent	Rushing				Receiving				Passing				Kick Returns				Punt Returns				tot off
		no.	yds	td	lg	no.	yds	td	lg	cmp-att-int	yds	td	lg	no.	yds	td	lg	no.	yds	td	lg	
08/26/2023	at Southern California	34	160	3	37	24	341	4	76	24-35-0	341	4	76	1	96	1	96	3	66	0	35	501
09/03/2023	Oregon St.	35	197	3	28	22	276	3	31	22-28-0	276	3	31	2	16	0	9	1	8	0	8	473
09/09/2023	Cal Poly	33	94	0	11	13	74	0	12	13-24-1	74	0	12	3	33	0	14	1	-1	0	0	168
09/16/2023	at Toledo	36	229	1	37	13	92	1	17	13-23-1	92	1	17	4	1	0	1	2	1	0	4	321
09/22/2023	Air Force	73	400	6	34	2	28	0	22	2-2-0	28	0	22	0	0	0	0	0	0	0	0	428
10/07/2023	at Boise St.	42	262	3	68	13	230	2	83	13-24-1	230	2	83	1	12	0	12	0	0	0	0	492
10/14/2023	at New Mexico	36	129	2	16	18	262	1	41	18-30-1	262	1	41	2	19	0	19	0	0	0	0	391
10/21/2023	Utah St.	33	104	1	17	17	160	2	25	17-29-2	160	2	25	2	25	0	14	1	3	0	3	264
10/28/2023	at Hawaii	20	52	0	17	20	146	0	21	20-37-2	146	0	21	1	1	0	1	0	0	0	0	198
11/11/2023	Fresno St.	31	83	0	15	23	225	2	39	23-41-2	225	2	39	4	31	0	13	0	0	0	0	308
11/18/2023	San Diego St.	41	183	1	39	15	117	0	15	15-24-2	117	0	15	2	34	0	21	0	0	0	0	300
11/25/2023	at UNLV	32	182	3	61	19	229	1	68	19-29-0	229	1	68	6	103	0	35	0	0	0	0	411
12/23/2023	vs Coastal Carolina	40	137	0	11	20	199	3	28	20-33-0	199	3	28	1	33	0	33	1	-2	0	0	336
Opponents		486	2212	23	68	219	2379	19	83	219-359-12	2379	19	83	29	404	1	96	9	75	0	35	4591
San Jose St.		429	2393	31	68	230	2853	21	63	230-375-4	2853	21	63	19	283	0	27	8	156	2	75	5246

Opponents Averages

Games	Avg/ rush	Avg/ catch	Pass effic	KR avg	PR avg	All purpose avg/game	Total offense avg/game
13	4.6	10.9	127.4	13.9	8.3	399.2	353.2

Date	Opponent	Tackles			Sacks no-yds	Fumble		Pass Defense			blkd kick	PAT attempts			off				
		ua	a total	tfl-yds		ff	fr-yds	int-yds	qhb	brup		kick	rush	rcv	saf	t/o	pts		
08/26/2023	at Southern California	41	12	53	7.0-41	1-22	1	0-0	0-0	1	4	0	8-8	0	0	0	0	0	56
09/03/2023	Oregon St.	32	26	58	5.0-21	3-17	3	1-0	0-0	1	6	0	6-6	0	0	0	0	0	42
09/09/2023	Cal Poly	31	30	61	6.0-20	1-9	0	0-0	0-0	0	1	0	0-0	0	0	0	0	0	3
09/16/2023	at Toledo	28	36	64	7.0-37	5-35	0	0-0	1-25	3	8	0	3-3	0	0	0	7	21	
09/22/2023	Air Force	26	26	52	2.0-2	0-0	1	0-0	1-51	2	2	0	6-6	0	0	0	7	45	
10/07/2023	at Boise St.	32	18	50	5.0-19	3-16	0	0-0	1-0	2	6	0	5-5	0	0	0	0	35	
10/14/2023	at New Mexico	23	22	45	3.0-9	0-0	0	0-0	0-0	1	6	0	3-3	0	0	0	0	24	
10/21/2023	Utah St.	41	36	77	9.0-27	3-13	2	2-0	0-0	0	2	0	3-3	0	0	0	0	21	
10/28/2023	at Hawaii	39	20	59	7.0-22	2-9	1	1-0	0-0	0	2	0	0-0	0	0	0	0	0	
11/11/2023	Fresno St.	26	26	52	3.0-6	1-3	1	0-0	0-0	1	1	0	1-1	0	1	0	0	18	
11/18/2023	San Diego St.	29	20	49	3.0-6	0-0	0	0-0	1-44	3	2	0	1-1	0	0	0	3	13	
11/25/2023	at UNLV	20	66	86	3.0-10	0-0	1	0-0	0-0	0	2	0	4-4	0	0	0	0	31	
12/23/2023	vs Coastal Carolina	33	6	39	4.0-17	1-8	2	2-9	0-0	0	7	0	3-3	0	0	0	10	24	
Opponents		401	344	745	64.0-237	20-132	12	6-9	4-120	14	49	0	43-43	0	1	0	27	333	
San Jose St.		448	360	808	66.0-253	24-168	5	9-0	12-230	22	38	2	54-55	0	0	0	76	414	

Date	Opponent	Punting										Field Goals			Kickoffs			
		no.	yds	avg	long	blkd	tb	fc	50+	i20	md-att	long	blkd	no.	yds	avg	tb	ob
08/26/2023	at Southern California	2	83	41.5	42	0	0	2	0	0	0-0	0	0	9	554	61.6	0	1
09/03/2023	Oregon St.	2	40	20.0	40	1	0	1	0	0	0-0	0	0	7	426	60.9	3	0
09/09/2023	Cal Poly	6	271	45.2	66	0	0	3	2	4	1-1	24	0	1	60	60.0	0	1
09/16/2023	at Toledo	5	225	45.0	47	0	0	0	0	4	0-1	0	0	4	220	55.0	1	0
09/22/2023	Air Force	1	35	35.0	35	0	0	0	0	0	1-1	30	0	8	453	56.6	2	0
10/07/2023	at Boise St.	3	161	53.7	71	0	1	1	1	0	0-1	0	0	6	390	65.0	6	0
10/14/2023	at New Mexico	7	278	39.7	59	1	0	3	3	3	1-1	41	0	5	306	61.2	2	0
10/21/2023	Utah St.	5	245	49.0	75	0	0	3	2	1	0-0	0	0	4	150	37.5	1	1
10/28/2023	at Hawaii	7	250	35.7	44	0	0	3	0	3	0-0	0	0	1	64	64.0	0	0
11/11/2023	Fresno St.	6	234	39.0	46	0	1	4	0	1	1-1	31	0	4	245	61.3	1	0
11/18/2023	San Diego St.	1	48	48.0	48	0	1	0	0	0	2-2	46	0	4	243	60.8	0	0
11/25/2023	at UNLV	2	94	47.0	58	0	0	0	1	0	1-2	34	0	4	243	60.8	1	0
12/23/2023	vs Coastal Carolina	4	177	44.3	52	0	0	1	1	3	1-1	49	0	5	264	52.8	1	0
Opponents		51	2141	42.0	75	2	3	21	10	19	8-11	49	0	62	3618	58.4	18	3





2023-24 San Jose St. Football
Opponents Game-by-Game
All games

Date	Opponent	Punting										Field Goals			Kickoffs				
		no.	yds	avg	long	blkd	tb	fc	50+	i20	md-att	long	blkd	no.	yds	avg	tb	ob	
	San Jose St.	44	1840	41.8	60	0	7	17	10	15	10-15	41	0	74	4009	54.2	16	1	



2023-24 San Jose St. Football
Overall Team Statistics
All games

Team Statistics

	SJSU	OPP
Scoring	414	333
Points per game	31.8	25.6
Points Off Turnovers	76	27
First Downs	270	255
Rushing	119	122
Passing	126	120
Penalty	25	13
Rushing Yardage	2393	2212
Yards gained rushing	2665	2465
Yards lost rushing	272	253
Rushing attempts	429	486
Average per rush	5.6	4.6
Average per game	184.1	170.2
TDs Rushing	31	23
Passing Yardage	2853	2379
Comp-Att-Int	230-375-4	219-359-12
Average per pass	7.6	6.6
Average per catch	12.4	10.9
Average per game	219.5	183.0
TDs Passing	21	19
Total offense	5246	4591
Total plays	804	845
Average per play	6.5	5.4
Average per game	403.5	353.2
Kick returns: #-Yards	19-283	29-404
Punt returns: #-Yards	8-156	9-75
Int returns: #-Yards	12-230	4-120
Kick return average	14.9	13.9
Punt return average	19.5	8.3
Int return average	19.2	30.0
Fumbles-Lost	17-6	13-9
Penalties-Yards	74-638	80-730
Average per game	49.1	56.2
Punts-Yards	44-1840	51-2141
Average per punt	41.8	42.0
Net punt average	37.1	38.1
Kickoffs-Yards	74-4009	62-3618
Average per kick	54.2	58.4
Net kick average	38.0	40.0
Time of possession / game	30:30	29:30
3rd-down conversion	69/152	78/174
3rd-down pct	45%	45%
4rd-down conversion	7/19	20/30



2023-24 San Jose St. Football
Overall Team Statistics
All games

	SJSU	OPP
4rd-down pct	37%	67%
Sacks by-Yards	24-168	20-132
Misc Yards	0	0
Touchdowns scored	55	44
Field goals - attempts	10-15	8-11
On-Side kicks	2-3	0-3
Red-zone scores	(45-57) 79%	(38-39) 97%
Red-zone touchdowns	(35-57) 61%	(32-39) 82%
PAT-attempts	(54-55) 98%	(43-43) 100%
2-point conversion-attempts	(0-0) 0%	(1-1) 100%
Attendance	100824	171008
Games / Avg per game	6/16804	6/28501
Neutral site games	-	1/7089

Score by Periods

Team	1st	2nd	3rd	4th	OT	TOT
San Jose St.	96	123	104	91	0	414
Opponents	44	107	70	112	0	333



2023-24 San Jose St. Football
Overall Defense Statistics
All games

Team Defense

#	Player	gp	Tackles				tfl/yds	Sacks	Pass defense			Fumbles		blkd	
			ua	a	tot	no-yds		int-yds	brup	qbh	fr-yds	ff	kick	saf	
6	Bryun Parham	13	60	46	106	5-24	2.5-19	1-20	3	4	2-0	1	.	.	
10	Jordan Pollard	13	52	27	79	4-7	.	2-16	.	.	1-0	1	.	.	
22	Tre Jenkins	13	40	27	67	1-1	.	2-15	4	
3	Tre Smith	13	30	36	66	9.5-61	6.5-58	.	.	4	.	1	.	.	
4	Noah Lavulo	13	21	28	49	7-20	3.5-14	.	.	5	
1	Chase Williams	13	29	20	49	1-4	.	1-0	2	
41	Taniela Latu	12	20	24	44	5-11	.	.	.	2	
96	Jay Kakiva	13	16	27	43	6.5-18	2.5-12	
8	Jay'Vion Cole	13	28	10	38	3-9	1-7	3-66	10	.	1-0	.	.	.	
42	Soane Toia	13	17	20	37	7-36	5-33	
7	Kenyon Reed	13	27	6	33	4-18	1-7	.	3	
2	DJ Harvey	11	22	6	28	1.5-2	.	.	5	
9	Matthew Tago	13	9	18	27	2.5-6	.	1-15	3	2	
44	Jordan Cobbs	12	14	8	22	0.5-1	.	.	1	
25	Michael Dansby	8	10	5	15	1-2	.	1-98	4	
35	Charles Rogers	13	3	7	10	1-2	
27	Andrew Jenkins	13	5	4	9	.	.	1-0	1	1	1-0	.	.	.	
5	Jaylan Lawson	10	2	7	9	1-0	1	.	.	
91	Quincy Likio	12	6	3	9	0.5-0	.	.	.	1	
29	Jalen Apalit-Williams	13	4	4	8	
23	Justin Stearns	12	6	2	8	3-10	
50	Gafa Faga	10	3	3	6	
48	Dejon Roney	12	3	3	6	
97	John Norwood	11	3	3	6	1-11	1-11	1	.	
38	Elisha Guidry	3	1	3	4	
34	Dylan Lee	1	1	2	3	1	
17	Zavion Reese	4	1	2	3	
26	Ethan Powell	6	3	.	3	
56	Jairus Satele	9	.	3	3	0.5-1	
92	Natano Woods	2	2	1	3	1-7	1-7	
98	Vaka Hansen	10	.	2	2	0.5-2	
94	Mata Hola	5	1	1	2	1	
20	Isiah Revis	8	1	1	2	
99	Alex Weir	13	2	.	2	
21	Kayden Collins	11	1	1	2	1-0	.	.	.	
70	Malik Williams	13	1	.	1	
51	Andrew Gonneville	13	1	.	1	1-0	.	.	.	
43	Jalen Bainer	9	1	.	1	.	.	.	2	.	1-0	1	.	.	
79	Fernando Carmona	12	1	.	1	
49	Taren Schive	13	1	.	1	
18	Keynan Higgins	10	1	.	



2023-24 San Jose St. Football
Overall Defense Statistics
All games

##	Player	gp	Tackles				Sacks	Pass defense			Fumbles		blkd	
			ua	a	tot	tfl/yds	no-yds	int-yds	brup	qbh	fr-yds	ff	kick	saf
28	Jordan Allen	4	1
Totals		13	448	360	808	66-253	24-168	12-230	38	22	9-0	5	2	0
Opponents		13	401	344	745	64-237	20-132	4-120	49	14	6-9	12	0	0



**2023-24 San Jose St. Football
Team Game Highs
All games**

San Jose St. - Game Highs

RUSHES	51	Utah St. (10/21/2023)
YARDS RUSHING	313	Fresno St. (11/11/2023)
YARDS PER RUSH	8.1	at New Mexico (10/14/2023)
TD RUSHES	5	Cal Poly (09/09/2023)
PASS ATTEMPTS	42	Oregon St. (09/03/2023)
PASS COMPLETIONS	25	Oregon St. (09/03/2023)
YARDS PASSING	325	at Boise St. (10/07/2023)
YARDS PER PASS	16.0	at New Mexico (10/14/2023)
TD PASSES	3 3 3	Fresno St. (11/11/2023) Utah St. (10/21/2023) at Southern California (08/26/2023)
TOTAL PLAYS	71 71	at Hawaii (10/28/2023) Utah St. (10/21/2023)
TOTAL OFFENSE	531	at New Mexico (10/14/2023)
YARDS PER PLAY	10.8	at New Mexico (10/14/2023)
POINTS	59	Cal Poly (09/09/2023)
SACKS BY	5	Fresno St. (11/11/2023)
FIRST DOWNS	25	Utah St. (10/21/2023)
PENALTIES	11	at New Mexico (10/14/2023)
PENALTY YARDS	86	at New Mexico (10/14/2023)
TURNOVERS	2 2	vs Coastal Carolina (N) (12/23/2023) Utah St. (10/21/2023)
PUNTS	7	at Southern California (08/26/2023)
PUNTING AVG	55.0	at Hawaii (10/28/2023)
LONG PUNT	60	at Hawaii (10/28/2023)
PUNTS INSIDE 20	3	Fresno St. (11/11/2023)
LONG PUNT RETURN	75	Cal Poly (09/09/2023)



2023-24 San Jose St. Football
Opponent Match Highs
All games

Opponent - Game Highs

RUSHES	73	Air Force (09/22/2023)
YARDS RUSHING	400	Air Force (09/22/2023)
YARDS PER RUSH	6.4	at Toledo (09/16/2023)
TD RUSHES	6	Air Force (09/22/2023)
PASS ATTEMPTS	41	Fresno St. (11/11/2023)
PASS COMPLETIONS	24	at Southern California (08/26/2023)
YARDS PASSING	341	at Southern California (08/26/2023)
YARDS PER PASS	14.0	Air Force (09/22/2023)
TD PASSES	4	at Southern California (08/26/2023)
TOTAL PLAYS	75	Air Force (09/22/2023)
TOTAL OFFENSE	501	at Southern California (08/26/2023)
YARDS PER PLAY	7.5	Oregon St. (09/03/2023)
POINTS	56	at Southern California (08/26/2023)
SACKS BY	5	at Toledo (09/16/2023)
FIRST DOWNS	27	Oregon St. (09/03/2023)
PENALTIES	15	at New Mexico (10/14/2023)
PENALTY YARDS	126	vs Coastal Carolina (N) (12/23/2023)
TURNOVERS	3	at Hawaii (10/28/2023)
	3	Utah St. (10/21/2023)
	3	at Boise St. (10/07/2023)
	3	at Toledo (09/16/2023)
	3	Cal Poly (09/09/2023)
PUNTS	7	at Hawaii (10/28/2023)
	7	at New Mexico (10/14/2023)
PUNTING AVG	53.7	at Boise St. (10/07/2023)
LONG PUNT	75	Utah St. (10/21/2023)
PUNTS INSIDE 20	4	at Toledo (09/16/2023)
	4	Cal Poly (09/09/2023)
LONG PUNT RETURN	35	at Southern California (08/26/2023)



**2023-24 San Jose St. Football
Team Match Lows
All games**

San Jose St. - Game Lows

RUSHES	17	Air Force (09/22/2023)
YARDS RUSHING	40	at Toledo (09/16/2023)
YARDS PER RUSH	1.4	at Toledo (09/16/2023)
TD RUSHES	1	vs Coastal Carolina (N) (12/23/2023)
	1	at Toledo (09/16/2023)
	1	Oregon St. (09/03/2023)
	1	at Southern California (08/26/2023)
PASS ATTEMPTS	17	at New Mexico (10/14/2023)
PASS COMPLETIONS	8	at New Mexico (10/14/2023)
YARDS PASSING	119	Utah St. (10/21/2023)
YARDS PER PASS	5.1	at Southern California (08/26/2023)
TD PASSES	0	at Boise St. (10/07/2023)
	0	Air Force (09/22/2023)
TOTAL PLAYS	49	San Diego St. (11/18/2023)
	49	at New Mexico (10/14/2023)
TOTAL OFFENSE	268	at Toledo (09/16/2023)
YARDS PER PLAY	3.8	at Toledo (09/16/2023)
POINTS	14	vs Coastal Carolina (N) (12/23/2023)
SACKS BY	0	Air Force (09/22/2023)
FIRST DOWNS	18	at New Mexico (10/14/2023)
	18	Air Force (09/22/2023)
	18	at Toledo (09/16/2023)
PENALTIES	1	San Diego St. (11/18/2023)
PENALTY YARDS	15	San Diego St. (11/18/2023)
INTERCEPTIONS BY	0	vs Coastal Carolina (N) (12/23/2023)
	0	at UNLV (11/25/2023)
	0	Air Force (09/22/2023)
	0	Oregon St. (09/03/2023)
	0	at Southern California (08/26/2023)
PUNTS	2	San Diego St. (11/18/2023)
	2	at Hawaii (10/28/2023)
	2	at New Mexico (10/14/2023)
	2	Air Force (09/22/2023)
	2	Cal Poly (09/09/2023)
PUNTING AVG	30.3	Oregon St. (09/03/2023)
LONG PUNT	36	Oregon St. (09/03/2023)
PUNTS INSIDE 20	0	vs Coastal Carolina (N) (12/23/2023)
	0	at New Mexico (10/14/2023)
	0	Air Force (09/22/2023)
	0	Cal Poly (09/09/2023)
LONG PUNT RETURN	0	vs Coastal Carolina (N) (12/23/2023)
	0	San Diego St. (11/18/2023)
	0	Fresno St. (11/11/2023)
	0	at Hawaii (10/28/2023)
	0	Utah St. (10/21/2023)
	0	at Boise St. (10/07/2023)
	0	Oregon St. (09/03/2023)
	0	at Southern California (08/26/2023)



2023-24 San Jose St. Football
Opponent Match Lows
All games

Opponent - Game Lows

RUSHES	20	at Hawaii (10/28/2023)
YARDS RUSHING	52	at Hawaii (10/28/2023)
YARDS PER RUSH	2.6	at Hawaii (10/28/2023)
TD RUSHES	0	vs Coastal Carolina (N) (12/23/2023)
	0	Fresno St. (11/11/2023)
	0	at Hawaii (10/28/2023)
	0	Cal Poly (09/09/2023)
PASS ATTEMPTS	2	Air Force (09/22/2023)
PASS COMPLETIONS	2	Air Force (09/22/2023)
YARDS PASSING	28	Air Force (09/22/2023)
YARDS PER PASS	3.1	Cal Poly (09/09/2023)
TD PASSES	0	San Diego St. (11/18/2023)
	0	at Hawaii (10/28/2023)
	0	Air Force (09/22/2023)
	0	Cal Poly (09/09/2023)
TOTAL PLAYS	57	at Hawaii (10/28/2023)
	57	Cal Poly (09/09/2023)
TOTAL OFFENSE	168	Cal Poly (09/09/2023)
YARDS PER PLAY	2.9	Cal Poly (09/09/2023)
POINTS	0	at Hawaii (10/28/2023)
SACKS BY	0	at UNLV (11/25/2023)
	0	San Diego St. (11/18/2023)
	0	at New Mexico (10/14/2023)
	0	Air Force (09/22/2023)
FIRST DOWNS	11	Cal Poly (09/09/2023)
PENALTIES	1	San Diego St. (11/18/2023)
	1	Fresno St. (11/11/2023)
PENALTY YARDS	10	San Diego St. (11/18/2023)
INTERCEPTIONS BY	0	vs Coastal Carolina (N) (12/23/2023)
	0	at UNLV (11/25/2023)
	0	Fresno St. (11/11/2023)
	0	at Hawaii (10/28/2023)
	0	Utah St. (10/21/2023)
	0	at New Mexico (10/14/2023)
	0	Cal Poly (09/09/2023)
	0	Oregon St. (09/03/2023)
	0	at Southern California (08/26/2023)
PUNTS	1	San Diego St. (11/18/2023)
	1	Air Force (09/22/2023)
PUNTING AVG	20.0	Oregon St. (09/03/2023)
LONG PUNT	35	Air Force (09/22/2023)
PUNTS INSIDE 20	0	at UNLV (11/25/2023)
	0	San Diego St. (11/18/2023)
	0	at Boise St. (10/07/2023)
	0	Air Force (09/22/2023)
	0	Oregon St. (09/03/2023)
	0	at Southern California (08/26/2023)



2023-24 San Jose St. Football
Opponent Match Lows
All games

Opponent - Game Lows

LONG PUNT RETURN	0 vs Coastal Carolina (N) (12/23/2023) 0 at UNLV (11/25/2023) 0 San Diego St. (11/18/2023) 0 Fresno St. (11/11/2023) 0 at Hawaii (10/28/2023) 0 at New Mexico (10/14/2023) 0 at Boise St. (10/07/2023) 0 Air Force (09/22/2023) 0 Cal Poly (09/09/2023)
-------------------------	---



**2023-24 San Jose St. Football
Individual Game Highs
All games**

San Jose St. - Individual Game Highs

RUSHES	21	Kairee Robinson vs Utah St. (10/21/2023)
YARDS RUSHING	200	Kairee Robinson vs Fresno St. (11/11/2023)
TD RUSHES	3	Kairee Robinson at New Mexico (10/14/2023)
LONG RUSH	68	Quali Conley at New Mexico (10/14/2023)
PASS ATTEMPTS	41	Chevan Cordeiro at Toledo (09/16/2023)
PASS COMPLETIONS	24	Chevan Cordeiro vs Air Force (09/22/2023)
	24	Chevan Cordeiro at Toledo (09/16/2023)
YARDS PASSING	325	Chevan Cordeiro at Boise St. (10/07/2023)
TD PASSES	3	Chevan Cordeiro vs Fresno St. (11/11/2023)
	3	Chevan Cordeiro vs Utah St. (10/21/2023)
	3	Chevan Cordeiro at Southern California (08/26/2023)
LONG PASS	63	Chevan Cordeiro at Boise St. (10/07/2023)
RECEPTIONS	7	Nick Nash vs Oregon St. (09/03/2023)
YARDS RECEIVING	99	Nick Nash at Boise St. (10/07/2023)
TD RECEPTIONS	3	Nick Nash at Southern California (08/26/2023)
LONG RECEPTION	63	Kairee Robinson at Boise St. (10/07/2023)
PUNTS	7	Alex Weir at Southern California (08/26/2023)
PUNTING AVG	55.0	Alex Weir at Hawaii (10/28/2023)
LONG PUNT	60	Alex Weir at Hawaii (10/28/2023)
PUNTS INSIDE 20	3	Alex Weir vs Fresno St. (11/11/2023)
LONG PUNT RETURN	75	Matthew Coleman vs Cal Poly (09/09/2023)
LONG KICKOFF RETURN	27	Isaac Jernagin at Southern California (08/26/2023)
TACKLES	13	Tre Jenkins vs Air Force (09/22/2023)
	13	Tre Smith vs Air Force (09/22/2023)
	13	Taniela Latu vs Air Force (09/22/2023)
SACKS	2	Soane Toia vs San Diego St. (11/18/2023)
	2	Noah Lavulo vs Fresno St. (11/11/2023)
TACKLES FOR LOSS	2.5	Tre Smith vs Utah St. (10/21/2023)
	2.5	Tre Smith at Southern California (08/26/2023)



2023-24 San Jose St. Football
Opponent Individual Match Highs
All games

Opponent - Individual Game Highs

RUSHES	33	Emmanuel Michel vs Air Force (09/22/2023)
YARDS RUSHING	167	Ashton Jeanty at Boise St. (10/07/2023)
TD RUSHES	3	Jai'Den Thomas at UNLV (11/25/2023)
	3	Emmanuel Michel vs Air Force (09/22/2023)
LONG RUSH	68	Ashton Jeanty at Boise St. (10/07/2023)
PASS ATTEMPTS	33	Ethan Vasko vs Coastal Carolina (N) (12/23/2023)
PASS COMPLETIONS	20	Ethan Vasko vs Coastal Carolina (N) (12/23/2023)
	20	DJ Uiagalelei vs Oregon St. (09/03/2023)
YARDS PASSING	278	Caleb Williams at Southern California (08/26/2023)
TD PASSES	4	Caleb Williams at Southern California (08/26/2023)
LONG PASS	83	Maddux Madsen at Boise St. (10/07/2023)
RECEPTIONS	8	Sam Pinckney vs Coastal Carolina (N) (12/23/2023)
YARDS RECEIVING	170	Eric McAlister at Boise St. (10/07/2023)
TD RECEPTIONS	1	Kendall Karr vs Coastal Carolina (N) (12/23/2023)
	1	Matt Alaimo vs Coastal Carolina (N) (12/23/2023)
	1	Sam Pinckney vs Coastal Carolina (N) (12/23/2023)
	1	Corey Thompson Jr. at UNLV (11/25/2023)
	1	Jalen Moss vs Fresno St. (11/11/2023)
	1	Mac Dalena vs Fresno St. (11/11/2023)
	1	Micah Davis vs Utah St. (10/21/2023)
	1	Jalen Royals vs Utah St. (10/21/2023)
	1	DJ Washington at New Mexico (10/14/2023)
	1	Eric McAlister at Boise St. (10/07/2023)
	1	Riley Smith at Boise St. (10/07/2023)
	1	Jerjuan Newton at Toledo (09/16/2023)
	1	Jack Velling vs Oregon St. (09/03/2023)
	1	Jeremiah Noga vs Oregon St. (09/03/2023)
	1	Anthony Gould vs Oregon St. (09/03/2023)
	1	Brenden Rice at Southern California (08/26/2023)
	1	Zachariah Branch at Southern California (08/26/2023)
	1	Dorian Singer at Southern California (08/26/2023)
	1	Tahj Washington at Southern California (08/26/2023)
LONG RECEPTION	83	Eric McAlister at Boise St. (10/07/2023)
FIELD GOALS	2	Gabriel Plascencia vs San Diego St. (11/18/2023)
LONG FIELD GOALS	49	Kade Hensley vs Coastal Carolina (N) (12/23/2023)
PUNTS	7	Matthew Shipley at Hawaii (10/28/2023)
PUNTING AVG	53.7	James Ferguson-Reynolds at Boise St. (10/07/2023)
LONG PUNT	75	Ryan Marks vs Utah St. (10/21/2023)
PUNTS INSIDE 20	4	Emilio Duran at Toledo (09/16/2023)
LONG PUNT RETURN	35	Zachariah Branch at Southern California (08/26/2023)
LONG KICKOFF RETURN	96	Zachariah Branch at Southern California (08/26/2023)
TACKLES	14	MJ Tafisi vs Utah St. (10/21/2023)
SACKS	2	Judge Culpepper at Toledo (09/16/2023)
	2	John McCartan vs Oregon St. (09/03/2023)
TACKLES FOR LOSS	3	Jalen Smith at Hawaii (10/28/2023)
INTERCEPTIONS	1	Chris Johnson vs San Diego St. (11/18/2023)
	1	A'Marion McCoy at Boise St. (10/07/2023)
	1	Trey Taylor vs Air Force (09/22/2023)
	1	Chris McDonald Jr. at Toledo (09/16/2023)



**2023-24 San Jose St. Football
Individual Statistics
All games**

Rushing

Player	gp	att	gain	loss	net	avg	td	lg	avg/g
Kairee Robinson	12	170	1231	37	1194	7.0	18	52	99.5
Quali Conley	13	131	865	23	842	6.4	9	68	64.8
Chevan Cordeiro	13	81	419	147	272	3.4	3	28	20.9
Isaac Jernagin	13	12	103	17	86	7.2	0	45	6.6
Jabari Bates	13	11	35	5	30	2.7	0	7	2.3
Kayden Collins	11	2	9	0	9	4.5	0	6	0.8
Dominick Mazotti	11	1	0	0	0	0.0	0	0	0.0
Nick Nash	13	1	0	0	0	0.0	0	0	0.0
Keynan Higgins	10	1	0	1	-1	-1.0	0	0	-0.1
Jay Butterfield	4	2	3	5	-2	-1.0	0	3	-0.5
Team	13	17	0	37	-37	-2.2	0	0	-2.8
Total	13	429	2665	272	2393	5.6	31	68	184.1
Opponents	13	486	2465	253	2212	4.6	23	68	170.2

Passing

Player	gp	effic	comp-att-int	pct	yds	td	lg	avg/g
Chevan Cordeiro	13	142.0	223-362-4	61.6	2773	20	63	213.3
Jay Butterfield	4	154.7	7-11-0	63.6	80	1	29	20.0
Nick Nash	13	0.0	0-1-0	0.0	0	0	0	0.0
Team	13	0.0	0-1-0	0.0	0	0	0	0.0
Total	13	141.6	230-375-4	61.3	2853	21	63	219.5
Opponents	13	127.4	219-359-12	61.0	2379	19	83	183.0

Receiving

Player	gp	no.	yds	avg	td	lg	avg/g
Nick Nash	13	48	728	15.2	8	58	56.0
Quali Conley	13	27	269	10.0	0	61	20.7
Charles Ross	12	26	347	13.3	1	35	28.9
Malikhi Miller	13	24	290	12.1	1	25	22.3
Dominick Mazotti	11	23	322	14.0	2	44	29.3
Sam Olson	10	22	310	14.1	3	56	31.0
Kairee Robinson	12	17	198	11.6	2	63	16.5
Isaac Jernagin	13	13	133	10.2	2	42	10.2
Matthew Coleman	12	12	119	9.9	0	29	9.9
Jabari Bates	13	9	32	3.6	0	12	2.5
Skylar Loving-Black	13	4	41	10.3	0	29	3.2
Charles Rogers	13	2	15	7.5	1	10	1.2
Branden Alvarez	7	2	25	12.5	1	19	3.6
Kejuan Bullard, Jr.	9	1	24	24.0	0	24	2.7
Total	13	230	2853	12.4	21	63	219.5
Opponents	13	219	2379	10.9	19	83	183.0

Punt Returns

Player	no.	yds	avg	td	lg
Matthew Coleman	3	137	45.7	1	75
DJ Harvey	5	12	2.4	0	9
Justin Stearns	0	7	0.0	1	7
Total	8	156	19.5	2	75
Opponents	9	75	8.3	0	35

Interceptions

Player	no.	yds	avg	td	lg
Jay'Vion Cole	3	66	22.0	0	51
Tre Jenkins	2	15	7.5	0	9
Jordan Pollard	2	16	8.0	0	11
Andrew Jenkins	1	0	0.0	0	0
Chase Williams	1	0	0.0	0	0
Matthew Tago	1	15	15.0	0	9
Bryun Parham	1	20	20.0	0	20
Michael Dansby	1	98	98.0	1	98
Total	12	230	19.2	1	98
Opponents	4	120	30.0	1	51

Kick Returns

Player	no.	yds	avg	td	lg
Jabari Bates	9	163	18.1	0	21
Isaac Jernagin	8	118	14.8	0	27
DJ Harvey	1	2	2.0	0	2
Kejuan Bullard, Jr.	1	0	0.0	0	0
Total	19	283	14.9	0	27
Opponents	29	404	13.9	1	96

Fumble Returns

Player	no.	yds	avg	td	lg
Bryun Parham	2	0	0.0	0	0
Andrew Jenkins	1	0	0.0	0	0
Andrew Gonnevill	1	0	0.0	0	0
Jalen Bainer	1	0	0.0	0	0
Kayden Collins	1	0	0.0	0	0
Jaylan Lawson	1	0	0.0	0	0
Jordan Pollard	1	0	0.0	0	0
Jay'Vion Cole	1	0	0.0	0	0
Total	9	0	0.0	0	0
Opponents	6	9	1.5	0	9



**2023-24 San Jose St. Football
Individual Statistics
All games**

Scoring

Player	td	fg	PAT				dpx	saf	pts
			kick	rush	rcv	pass			
Kairee Robinson	20	-	-	-	-	-	-	-	120
Kyler Halvorsen	-	10-15	54-55	-	-	-	-	-	84
Quali Conley	9	-	-	-	-	-	-	-	54
Nick Nash	8	-	-	-	-	-	-	-	48
Sam Olson	4	-	-	-	-	-	-	-	24
Chevan Cordeiro	3	-	-	-	-	-	-	-	18
Dominick Mazotti	2	-	-	-	-	-	-	-	12
Isaac Jernagin	2	-	-	-	-	-	-	-	12
Malikhi Miller	1	-	-	-	-	-	-	-	6
Charles Rogers	1	-	-	-	-	-	-	-	6
Branden Alvarez	1	-	-	-	-	-	-	-	6
Charles Ross	1	-	-	-	-	-	-	-	6
Matthew Coleman	1	-	-	-	-	-	-	-	6
Michael Dansby	1	-	-	-	-	-	-	-	6
Justin Stearns	1	-	-	-	-	-	-	-	6
Total	55	10-15	54-55	0	0	0	0	0	414
Opponents	44	8-11	43-43	0	1	1	0	0	333

Field Goals

Player	fg	pct.	01-19	20-29	30-39	40-49	50-99	lg	blk
Kyler Halvorsen	10-15	66.7	0-0	4-4	5-9	1-2	0-0	41	0
Opponents	8-11	72.7	0-0	2-2	3-3	3-5	0-1	49	0

FG Sequence

Team Name	San Jose St.	Opponents
Oregon St.	(41)	
Cal Poly	(27)	(24)
Toledo	35,(37)	43
Boise St.	(33),(27)	54
New Mexico	30,(39)	(41)
Utah St.	48	
Hawaii	31	
San Diego St.	(35)	(46),(21)
UNLV	(25),(30),(22)	(34),48
Coastal Carolina	32	(49)
Air Force		(30)
Fresno St.		(31)

Numbers in (parentheses) indicate field goal was made

Total Offense

Player	g	plays	rush	pass	total	avg/g
Chevan Cordeiro	13	443	272	2773	3045	234.2
Kairee Robinson	12	170	1194	0	1194	99.5
Quali Conley	13	131	842	0	842	64.8
Isaac Jernagin	13	12	86	0	86	6.6
Jay Butterfield	4	13	-2	80	78	19.5
Jabari Bates	13	11	30	0	30	2.3
Kayden Collins	11	2	9	0	9	0.8
Keynan Higgins	10	1	-1	0	-1	-0.1
Team	13	0	-37	0	-37	-2.8
Total	13	804	2393	2853	5246	403.5
Opponents	13	845	2212	2379	4591	353.2

Punting

Player	no.	yds	avg	lg	tb	fc	i20	50+	blk
Alex Weir	44	1840	41.8	60	7	17	15	10	0
Total	44	1840	41.8	60	7	17	15	10	0
Opponents	51	2141	42.0	75	3	21	19	10	2

Kickoffs

Player	no.	yds	avg	tb	ob	retn	net	ydln
Taren Schive	73	3944	54.0	15	1			
Kyler Halvorsen	1	65	65.0	1	0			
Total	74	4009	54.2	16	1	29	38	26
Opponents	62	3618	58.4	18	3	19	40	25



2023-24 San Jose St. Football
Individual Statistics
All games

All Purpose

Player	g	rush	rcv	pr	kr	ir	total	avg/g
Kairee Robinson	12	1194	198	0	0	0	1392	116.0
Quali Conley	13	842	269	0	0	0	1111	85.5
Nick Nash	13	0	728	0	0	0	728	56.0
Charles Ross	12	0	347	0	0	0	347	28.9
Isaac Jernagin	13	86	133	0	118	0	337	25.9
Dominick Mazotti	11	0	322	0	0	0	322	29.3
Sam Olson	10	0	310	0	0	0	310	31.0
Malikhi Miller	13	0	290	0	0	0	290	22.3
Chevan Cordeiro	13	272	0	0	0	0	272	20.9
Matthew Coleman	12	0	119	137	0	0	256	21.3
Jabari Bates	13	30	32	0	163	0	225	17.3
Michael Dansby	8	0	0	0	0	98	98	12.3
Jay'Vion Cole	13	0	0	0	0	66	66	5.1
Skylar Loving-Black	13	0	41	0	0	0	41	3.2
Branden Alvarez	7	0	25	0	0	0	25	3.6
Kejuan Bullard, Jr.	9	0	24	0	0	0	24	2.7
Bryun Parham	13	0	0	0	0	20	20	1.5
Jordan Pollard	13	0	0	0	0	16	16	1.2
Tre Jenkins	13	0	0	0	0	15	15	1.2
Matthew Tago	13	0	0	0	0	15	15	1.2
Charles Rogers	13	0	15	0	0	0	15	1.2
DJ Harvey	11	0	0	12	2	0	14	1.3
Kayden Collins	11	9	0	0	0	0	9	0.8
Justin Stearns	12	0	0	7	0	0	7	0.6
Keynan Higgins	10	-1	0	0	0	0	-1	-0.1
Jay Butterfield	4	-2	0	0	0	0	-2	-0.5
Team	13	-37	0	0	0	0	-37	-2.8
Total	13	2393	2853	156	283	230	5915	455.0
Opponents	13	2212	2379	75	404	120	5190	399.2



**2023-24 San Jose St. Football
Combined Team Statistics
All games**

Team Results

Date	Opponent		Score	Att.
08/26/2023	at Southern California	L	28-56	63411
09/03/2023	Oregon St.	L	17-42	20337
09/09/2023	Cal Poly	W	59-3	14224
09/16/2023	at Toledo	L	17-21	20039
* 09/22/2023	Air Force	L	20-45	16124
* 10/07/2023	at Boise St.	L	27-35	37491
* 10/14/2023	at New Mexico	W	52-24	13027
* 10/21/2023	Utah St.	W	42-21	15028
* 10/28/2023	at Hawaii	W	35-0	11486
* 11/11/2023	Fresno St.	W	42-18	18886
* 11/18/2023	San Diego St.	W	24-13	16225
* 11/25/2023	at UNLV	W	37-31	25554
12/23/2023	vs Coastal Carolina	L	14-24	7089

Rushing

Player	gp	att	gain	loss	net	avg	td	lg	avg/g
Kairee Robinson	12	170	1231	37	1194	7.0	18	52	99.5
Quali Conley	13	131	865	23	842	6.4	9	68	64.8
Chevan Cordeiro	13	81	419	147	272	3.4	3	28	20.9
Isaac Jernagin	13	12	103	17	86	7.2	0	45	6.6
Jabari Bates	13	11	35	5	30	2.7	0	7	2.3
Kayden Collins	11	2	9	0	9	4.5	0	6	0.8
Keynan Higgins	10	1	0	1	-1	-1.0	0	0	-0.1
Jay Butterfield	4	2	3	5	-2	-1.0	0	3	-0.5
Team	13	17	0	37	-37	-2.2	0	0	-2.8
Total	13	429	2665	272	2393	5.6	31	68	184.1
Opponents	13	486	2465	253	2212	4.6	23	68	170.2

Passing

Player	gp	effic	comp-att-int	pct	yds	td	lg	avg/g
Chevan Cordeiro	13	142.0	223-362-4	61.6	2773	20	63	213.3
Jay Butterfield	4	154.7	7-11-0	63.6	80	1	29	20.0
Nick Nash	13	0.0	0-1-0	0.0	0	0	0	0.0
Team	13	0.0	0-1-0	0.0	0	0	0	0.0
Total	13	141.6	230-375-4	61.3	2853	21	63	219.5
Opponents	13	127.4	219-359-12	61.0	2379	19	83	183.0

Receiving

Player	gp	no.	yds	avg	td	lg	avg/g
Nick Nash	13	48	728	15.2	8	58	56.0
Quali Conley	13	27	269	10.0	0	61	20.7
Charles Ross	12	26	347	13.3	1	35	28.9
Malikhi Miller	13	24	290	12.1	1	25	22.3
Dominick Mazotti	11	23	322	14.0	2	44	29.3
Sam Olson	10	22	310	14.1	3	56	31.0
Kairee Robinson	12	17	198	11.6	2	63	16.5
Isaac Jernagin	13	13	133	10.2	2	42	10.2
Matthew Coleman	12	12	119	9.9	0	29	9.9
Jabari Bates	13	9	32	3.6	0	12	2.5
Skylar Loving-Black	13	4	41	10.3	0	29	3.2
Charles Rogers	13	2	15	7.5	1	10	1.2
Branden Alvarez	7	2	25	12.5	1	19	3.6
Kejuan Bullard, Jr.	9	1	24	24.0	0	24	2.7
Total	13	230	2853	12.4	21	63	219.5
Opponents	13	219	2379	10.9	19	83	183.0

Game Records

Record	Overall	Home	Away	Neutral
ALL GAMES	7-6	4-2	3-3	0-1
CONFERENCE	6-2	3-1	3-1	0-0
NON-CONFERENCE	1-4	1-1	0-2	0-1

Team Statistics

	SJSU	OPP
First Downs	270	255
Rushing	119	122
Passing	126	120
Penalty	25	13
Rushing Yardage	2393	2212
Rushing attempts	429	486
Average per rush	5.6	4.6
Average per game	184.1	170.2
TDs Rushing	31	23
Passing Yardage	2853	2379
Comp-Att-Int	230-375-4	219-359-12
Average per pass	7.6	6.6
Average per catch	12.4	10.9
Average per game	219.5	183.0
TDs Passing	21	19
Total offense	5246	4591
Average per play	6.5	5.4
Average per game	403.5	353.2
Kick returns: #-Yards	19-283	29-404
Punt returns: #-Yards	8-156	9-75
Int returns: #-Yards	12-230	4-120
Fumbles-Lost	17-6	13-9
Penalties-Yards	74-638	80-730
Punts-Avg	44-41.8	51-42.0
Time of possession / game	30:30	29:30
3rd-down conversion	69/152	78/174
4rd-down conversion	7/19	20/30
PAT-attempts	(54-55) 98%	(43-43) 100%
2-point conversion-attempts	(0-0) 0%	(1-1) 100%

Interceptions

Player	no.	yds	avg	td	lg
Jay'Vion Cole	3	66	22.0	0	51
Tre Jenkins	2	15	7.5	0	9
Jordan Pollard	2	16	8.0	0	11
Andrew Jenkins	1	0	0.0	0	0
Chase Williams	1	0	0.0	0	0
Matthew Tago	1	15	15.0	0	9
Bryun Parham	1	20	20.0	0	20
Michael Dansby	1	98	98.0	1	98
Total	12	230	19.2	1	98
Opponents	4	120	30.0	1	51



2023-24 San Jose St. Football Combined Team Statistics All games

Field Goals

Player	fg	pct.	01-19	20-29	30-39	40-49	50-99	lg	blk
Kyler Halvorsen	10-15	66.7	0-0	4-4	5-9	1-2	0-0	41	0
Opponents	8-11	72.7	0-0	2-2	3-3	3-5	0-1	49	0

Scoring

Player	td	fg	PAT						pts
			kick	rush	rcv	pass	dxp	saf	
Kairee Robinson	20	-	-	-	-	-	-	-	120
Kyler Halvorsen	-	10-15	54-55	-	-	-	-	-	84
Quali Conley	9	-	-	-	-	-	-	-	54
Nick Nash	8	-	-	-	-	-	-	-	48
Sam Olson	4	-	-	-	-	-	-	-	24
Chevan Cordeiro	3	-	-	-	-	-	-	-	18
Dominick Mazotti	2	-	-	-	-	-	-	-	12
Isaac Jernagin	2	-	-	-	-	-	-	-	12
Malikhi Miller	1	-	-	-	-	-	-	-	6
Charles Rogers	1	-	-	-	-	-	-	-	6
Branden Alvarez	1	-	-	-	-	-	-	-	6
Charles Ross	1	-	-	-	-	-	-	-	6
Matthew Coleman	1	-	-	-	-	-	-	-	6
Michael Dansby	1	-	-	-	-	-	-	-	6
Justin Stearns	1	-	-	-	-	-	-	-	6
Total	55	10-15	54-55	0	0	0	0	0	414
Opponents	44	8-11	43-43	0	1	1	0	0	333

Score by Periods

Team	1st	2nd	3rd	4th	OT	TOT
San Jose St.	96	123	104	91	0	414
Opponents	44	107	70	112	0	333

Punting

Player	no.	yds	avg	lg	tb	fc	i20	50+	blk
Alex Weir	44	1840	41.8	60	7	17	15	10	0
Total	44	1840	41.8	60	7	17	15	10	0
Opponents	51	2141	42.0	75	3	21	19	10	2

Punt Returns

Player	no.	yds	avg	td	lg
DJ Harvey	5	12	2.4	0	9
Matthew Coleman	3	137	45.7	1	75
Total	8	156	19.5	2	75
Opponents	9	75	8.3	0	35

Kick Returns

Player	no.	yds	avg	td	lg
Jabari Bates	9	163	18.1	0	21
Isaac Jernagin	8	118	14.8	0	27
DJ Harvey	1	2	2.0	0	2
Kejuan Bullard, Jr.	1	0	0.0	0	0
Total	19	283	14.9	0	27
Opponents	29	404	13.9	1	96

All Purpose

Player	g	rush	rcv	pr	kr	ir	total	avg/g
Kairee Robinson	12	1194	198	0	0	0	1392	116.0
Quali Conley	13	842	269	0	0	0	1111	85.5
Nick Nash	13	0	728	0	0	0	728	56.0
Charles Ross	12	0	347	0	0	0	347	28.9
Isaac Jernagin	13	86	133	0	118	0	337	25.9
Dominick Mazotti	11	0	322	0	0	0	322	29.3
Sam Olson	10	0	310	0	0	0	310	31.0
Malikhi Miller	13	0	290	0	0	0	290	22.3
Chevan Cordeiro	13	272	0	0	0	0	272	20.9
Matthew Coleman	12	0	119	137	0	0	256	21.3
Jabari Bates	13	30	32	0	163	0	225	17.3
Michael Dansby	8	0	0	0	0	98	98	12.3
Jay'Vion Cole	13	0	0	0	0	66	66	5.1
Skylar Loving-Black	13	0	41	0	0	0	41	3.2
Branden Alvarez	7	0	25	0	0	0	25	3.6
Kejuan Bullard, Jr.	9	0	24	0	0	0	24	2.7
Bryun Parham	13	0	0	0	0	20	20	1.5
Jordan Pollard	13	0	0	0	0	16	16	1.2
Tre Jenkins	13	0	0	0	0	15	15	1.2
Matthew Tago	13	0	0	0	0	15	15	1.2
Charles Rogers	13	0	15	0	0	0	15	1.2
DJ Harvey	11	0	0	12	2	0	14	1.3
Kayden Collins	11	9	0	0	0	0	9	0.8
Justin Stearns	12	0	0	7	0	0	7	0.6
Keynan Higgins	10	-1	0	0	0	0	-1	-0.1
Jay Butterfield	4	-2	0	0	0	0	-2	-0.5
Total	13	2393	2853	156	283	230	5915	455.0
Opponents	13	2212	2379	75	404	120	5190	399.2

Total Offense

Player	g	plays	rush	pass	total	avg/g
Chevan Cordeiro	13	443	272	2773	3045	234.2
Kairee Robinson	12	170	1194	0	1194	99.5
Quali Conley	13	131	842	0	842	64.8
Isaac Jernagin	13	12	86	0	86	6.6
Jay Butterfield	4	13	-2	80	78	19.5
Jabari Bates	13	11	30	0	30	2.3
Kayden Collins	11	2	9	0	9	0.8
Keynan Higgins	10	1	-1	0	-1	-0.1
Total	13	804	2393	2853	5246	403.5
Opponents	13	845	2212	2379	4591	353.2



2023-24 San Jose St. Football
 Combined Team Statistics
 All games

Team Defense

##	Player	gp	Tackles				tfl/yds	Sacks no-yds	Pass defense			Fumbles		blkd	
			ua	a	tot				int-yds	brup	qbh	fr-yds	ff	kick	saf
6	Bryun Parham	13	60	46	106	5-24	2.5-19	1-20	3	4	2-0	1	.	.	
10	Jordan Pollard	13	52	27	79	4-7	.	2-16	.	.	1-0	1	.	.	
22	Tre Jenkins	13	40	27	67	1-1	.	2-15	4	
3	Tre Smith	13	30	36	66	9.5-61	6.5-58	.	.	4	.	1	.	.	
1	Chase Williams	13	29	20	49	1-4	.	1-0	2	
4	Noah Lavulo	13	21	28	49	7-20	3.5-14	.	.	5	
41	Taniela Latu	12	20	24	44	5-11	.	.	.	2	
96	Jay Kakiva	13	16	27	43	6.5-18	2.5-12	
8	Jay'Vion Cole	13	28	10	38	3-9	1-7	3-66	10	.	1-0	.	.	.	
42	Soane Toia	13	17	20	37	7-36	5-33	
7	Kenyon Reed	13	27	6	33	4-18	1-7	.	3	
2	DJ Harvey	11	22	6	28	1.5-2	.	.	5	
9	Matthew Tago	13	9	18	27	2.5-6	.	1-15	3	2	
44	Jordan Cobbs	12	14	8	22	0.5-1	.	.	1	
25	Michael Dansby	8	10	5	15	1-2	.	1-98	4	
35	Charles Rogers	13	3	7	10	1-2	
27	Andrew Jenkins	13	5	4	9	.	.	1-0	1	1	1-0	.	.	.	
5	Jaylan Lawson	10	2	7	9	1-0	1	.	.	
91	Quincy Likio	12	6	3	9	0.5-0	.	.	.	1	
29	Jalen Apalit-Williams	13	4	4	8	
23	Justin Stearns	12	6	2	8	3-10	
48	Dejon Roney	12	3	3	6	
97	John Norwood	11	3	3	6	1-11	1-11	1	.	
50	Gafa Faga	10	3	3	6	
38	Elisha Guidry	3	1	3	4	
92	Natano Woods	2	2	1	3	1-7	1-7	
17	Zavion Reese	4	1	2	3	
26	Ethan Powell	6	3	.	3	
56	Jairus Satele	9	.	3	3	0.5-1	
34	Dylan Lee	1	1	2	3	1	
21	Kayden Collins	11	1	1	2	1-0	.	.	.	
99	Alex Weir	13	2	.	2	
20	Isiah Revis	8	1	1	2	
94	Mata Hola	5	1	1	2	1	
98	Vaka Hansen	10	.	2	2	0.5-2	
51	Andrew Gonneville	13	1	.	1	1-0	.	.	.	
70	Malik Williams	13	1	.	1	
43	Jalen Bainer	9	1	.	1	.	.	.	2	.	1-0	1	.	.	
79	Fernando Carmona	12	1	.	1	
49	Taren Schive	13	1	.	1	
28	Jordan Allen	4	1	
Totals		13	448	360	808	66-253	24-168	12-230	38	22	9-0	5	2	0	
Opponents		13	401	344	745	64-237	20-132	4-120	49	14	6-9	12	0	0	



**2023-24 San Jose St. Football
Games Played
All games**

##	Player	GP-GS	USC	OSU	CPO	UT	USAFA	Boise	UNM	USU	Hawaii	Fresno	SDSU	UNLV	CCU
0	Isaac Jernagin	13/0	XXX	XXX	XXX	XXX	XXX	XXX	XXX	XXX	XXX	XXX	XXX	XXX	XXX
1	Chase Williams	13/13	START	START	START	START	START	START	START	START	START	START	START	START	START
2	Chevan Cordeiro	13/13	START	START	START	START	START	START	START	START	START	START	START	START	START
2	DJ Harvey	11/5	XXX	START	XXX	XXX	XXX	XXX	START	START	START	START	...	XXX	...
3	Nick Nash	13/13	START	START	START	START	START	START	START	START	START	START	START	START	START
3	Tre Smith	13/12	START	START	START	START	START	START	XXX	START	START	START	START	START	START
4	Charles Ross	12/9	START	START	START	START	START	XXX	...	XXX	START	START	START	START	XXX
4	Noah Lavulo	13/11	START	START	START	START	XXX	START	START	XXX	START	START	START	START	START
5	Walker Eget	0/0
5	Jaylan Lawson	10/0	...	XXX	XXX	XXX	XXX	...	XXX	...	XXX	XXX	XXX	XXX	XXX
6	Bryun Parham	13/13	START	START	START	START	START	START	START	START	START	START	START	START	START
7	Kenyon Reed	13/6	START	XXX	START	START	START	XXX	XXX	START	START	XXX	XXX	XXX	XXX
7	Quali Conley	13/2	XXX	START	XXX	XXX	START	XXX	XXX	XXX	XXX	XXX	XXX	XXX	XXX
8	Jay'Vion Cole	13/13	START	START	START	START	START	START	START	START	START	START	START	START	START
9	Matthew Tago	13/10	START	START	START	START	START	START	START	XXX	XXX	START	START	START	XXX
9	Jay Butterfield	4/0	...	XXX	XXX	XXX	...	XXX
10	Jordan Pollard	13/13	START	START	START	START	START	START	START	START	START	START	START	START	START
10	Tyler Voss	1/0	XXX
11	Justin Lockhart	0/0
11	Kyler Halvorsen	13/0	XXX	XXX	XXX	XXX	XXX	XXX	XXX	XXX	XXX	XXX	XXX	XXX	XXX
12	Malikhi Miller	13/11	XXX	START	START	START	XXX	START	START	START	START	START	START	START	START
13	Branden Alvarez	7/0	XXX	XXX	XXX	XXX	XXX	XXX	XXX
14	Elijah Wood	5/1	START	XXX	XXX	XXX	...	XXX
14	Kejuan Bullard, Jr.	9/0	...	XXX	XXX	XXX	XXX	XXX	XXX	...	XXX	XXX	XXX
15	Matthew Coleman	12/3	XXX	XXX	XXX	XXX	...	START	START	START	XXX	XXX	XXX	XXX	XXX
16	Imari Conley	1/0	XXX
16	Anthony Garcia	0/0
17	Zavion Reese	4/0	XXX	XXX	XXX	XXX	...
17	Cooper Hoch	1/0	XXX
18	Keynan Higgins	10/0	XXX	XXX	XXX	XXX	XXX	XXX	XXX	XXX	XXX	XXX	...
19	Noah McNeal-Franklin	2/0	...	XXX	XXX
20	Isiah Revis	8/0	XXX	XXX	...	XXX	XXX	XXX	XXX	XXX	XXX	...
21	Kayden Collins	11/0	XXX	XXX	XXX	XXX	...	XXX	...	XXX	XXX	XXX	XXX	XXX	XXX
22	Tre Jenkins	13/13	START	START	START	START	START	START	START	START	START	START	START	START	START
23	Jabari Bates	13/2	XXX	XXX	XXX	XXX	START	XXX	XXX	XXX	XXX	XXX	XXX	START	XXX
23	Justin Stearns	12/0	XXX	...	XXX	XXX	XXX	XXX	XXX	XXX	XXX	XXX	XXX	XXX	XXX
24	Sebastian Macaluso	3/0	XXX	XXX	XXX
25	Michael Dansby	8/6	START	START	XXX	START	XXX	START	START	START
26	Ethan Powell	6/0	XXX	XXX	XXX	...	XXX	XXX	XXX
27	Andrew Jenkins	13/0	XXX	XXX	XXX	XXX	XXX	XXX	XXX	XXX	XXX	XXX	XXX	XXX	XXX
28	Jordan Allen	4/0	XXX	...	XXX	XXX	XXX	...
28	Jakob Galloway	0/0
29	Jalen Apalit-Williams	13/0	XXX	XXX	XXX	XXX	XXX	XXX	XXX	XXX	XXX	XXX	XXX	XXX	XXX
30	Assani Berkeley	0/0
31	Hunter Nowell	1/0	XXX
32	Kairee Robinson	12/10	START	...	START	START	XXX	START	START	START	START	START	START	XXX	START
33	Justin Eklund	3/0	...	XXX	XXX	...	XXX
34	Dylan Lee	1/0	XXX
34	Viliani Teu	0/0
35	Charles Rogers	13/1	XXX	XXX	XXX	XXX	XXX	XXX	XXX	XXX	XXX	XXX	XXX	XXX	START
36	Jeremiah Zamora	0/0
37	Dylan Hampsten	0/0
38	Elisha Guidry	3/0	XXX	XXX	XXX
39	Dino Beslagic	0/0
39	Caleb Womack	0/0
40	Tavarius Pitts	1/0	XXX
41	Taniela Latu	12/5	XXX	XXX	XXX	...	START	XXX	START	START	XXX	START	XXX	XXX	START
42	Soane Toia	13/12	START	START	START	XXX	START	START	START	START	START	START	START	START	START
43	Jalen Bainer	9/0	XXX	...	XXX	...	XXX	XXX	XXX	XXX	XXX	XXX	XXX
44	Jordan Cobbs	12/0	...	XXX	XXX	XXX	XXX	XXX	XXX	XXX	XXX	XXX	XXX	XXX	XXX



**2023-24 San Jose St. Football
Games Played
All games**

##	Player	GP-GS	USC	OSU	CPO	UT	USAFA	Boise	UNM	USU	Hawaii	Fresno	SDSU	UNLV	CCU
45	Alexander Cobbs	0/0
48	Dejon Roney	12/0	XXX	XXX	XXX	XXX	XXX	XXX	XXX	XXX	XXX	XXX	XXX	XXX	...
49	Taren Schive	13/0	XXX	XXX	XXX	XXX	XXX	XXX	XXX	XXX	XXX	XXX	XXX	XXX	XXX
50	Gafa Faga	10/0	...	XXX	XXX	XXX	XXX	XXX	XXX	XXX	XXX	XXX	XXX
51	Andrew Gonnevillle	13/0	XXX	XXX	XXX	XXX	XXX	XXX	XXX	XXX	XXX	XXX	XXX	XXX	XXX
53	Brady Van Bennekum	0/0
54	Jaime Navarro	13/13	START	START	START	START	START	START	START	START	START	START	START	START	START
55	James McNorton	0/0
56	Jairus Satele	9/0	XXX	XXX	XXX	...	XXX	XXX	XXX	XXX	XXX	XXX	...
59	Davis Salom	1/0	...	XXX
60	Hudson Mesa	0/0
61	Marist Talavou	12/12	START	START	START	START	...	START	START	START	START	START	START	START	START
62	Nathan Balestrieri	0/0
65	Denaris DeRosa, Jr.	0/0
67	Kai Davison	12/0	XXX	XXX	XXX	XXX	XXX	...	XXX	XXX	XXX	XXX	XXX	XXX	XXX
68	Ryan Stewart	0/0
69	Uluakinofu Taliuli	3/0	XXX	XXX	...	XXX
70	Malik Williams	13/2	XXX	XXX	XXX	XXX	START	XXX	XXX	XXX	XXX	XXX	XXX	XXX	START
71	Tyler Ostrom	13/13	START	START	START	START	START	START	START	START	START	START	START	START	START
72	Nate Hale	0/0
73	Laakea Kapoi	0/0
74	Anthony Pardue	13/13	START	START	START	START	START	START	START	START	START	START	START	START	START
75	Joseph Harbert	7/0	XXX	...	XXX	...	XXX	XXX	XXX	XXX	XXX
77	Luke Griskey	0/0
78	Jake Steele	12/0	XXX	XXX	XXX	XXX	XXX	...	XXX	XXX	XXX	XXX	XXX	XXX	XXX
79	Fernando Carmona	12/12	START	START	START	START	START	START	START	START	START	START	START	START	...
80	Trevor Voss	0/0
81	Dominick Mazotti	11/10	...	START	START	START	START	START	START	START	START	START	XXX	START	...
82	Nicholas Williams	0/0
83	Kamaehu Kopa-Kaawalauole	0/0
84	Joshua Scott	0/0
85	Jackson Canaan	0/0
86	Skylar Loving-Black	13/2	START	XXX	XXX	XXX	XXX	XXX	XXX	XXX	XXX	XXX	XXX	XXX	START
87	Joseph Hernandez, Jr.	0/0
88	Sam Olson	10/2	START	XXX	XXX	XXX	XXX	XXX	XXX	START	XXX	XXX
89	Nate Lewis	8/0	XXX	...	XXX	XXX	XXX	XXX	XXX	XXX	XXX
90	Akio Martinson	0/0
91	Quincy Likio	12/0	XXX	XXX	XXX	XXX	XXX	XXX	XXX	XXX	XXX	XXX	XXX	...	XXX
92	Natano Woods	2/0	XXX	...	XXX
94	Mata Hola	5/0	...	XXX	XXX	XXX	XXX	XXX
95	Tangata Tuitupou	0/0
96	Jay Kakiva	13/10	XXX	START	XXX	START	START	START	START	START	START	XXX	START	START	START
97	John Norwood	11/0	XXX	XXX	XXX	XXX	XXX	XXX	XXX	XXX	XXX	XXX	XXX
98	Vaka Hansen	10/0	XXX	XXX	XXX	XXX	XXX	XXX	XXX	XXX	...	XXX	XXX
99	Alex Weir	13/0	XXX	XXX	XXX	XXX	XXX	XXX	XXX	XXX	XXX	XXX	XXX	XXX	XXX
99	Kaleb Peleki	0/0



2023-24 San Jose St. Football
Total Tackles Game-by-Game
All games

Total Tackles

Player	S-A	Total	USC	OSU	CPO	UT	USAFA	Boise	UNM	USU	Hawaii	Fresno	SDSU	UNLV	CCU
Bryun Parham	60-46	106	8-1	3-2	3-1	3-8	2-9	8-4	6-2	4-3	3-1	3-3	4-5	3-5	10-2
Jordan Pollard	52-27	79	6-0	1-1	3-2	2-2	3-2	5-2	3-2	7-3	4-0	4-3	6-1	3-8	5-1
Tre Jenkins	40-27	67	5-0	6-1	3-1	3-2	6-7	1-2	2-2	3-2	2-0	3-2	1-5	1-2	4-1
Tre Smith	30-36	66	3-1	4-2	1-1	0-2	2-11	3-0	1-0	5-1	0-3	1-3	0-4	4-6	6-2
Chase Williams	29-20	49	4-0	3-2	3-1	2-5	3-0	2-2	1-3	1-1	0-1	0-1	3-3	3-1	4-0
Noah Lavulo	21-28	49	1-0	1-2	1-0	0-2	4-7	4-0	0-6	1-1	1-0	2-2	2-2	0-5	4-1
Taniela Latu	20-24	44	-	2-2	0-1	DNP	7-6	0-3	2-3	3-2	1-0	1-5	3-1	1-1	-
Jay Kakiva	16-27	43	1-0	0-1	1-1	0-2	2-7	2-1	2-3	2-2	-	2-3	2-3	0-3	2-1
Jay'Vion Cole	28-10	38	3-0	4-0	1-0	1-0	1-1	0-2	3-0	0-1	1-0	1-2	4-3	4-1	5-0
Soane Toia	17-20	37	1-0	-	2-1	1-2	2-3	2-1	2-0	1-3	1-2	1-3	3-1	0-2	1-2
Kenyon Reed	27-6	33	5-0	2-0	2-1	2-0	-	1-0	3-2	2-0	5-1	4-0	-	1-2	-
DJ Harvey	22-6	28	3-0	3-1	1-0	-	-	-	2-1	3-2	4-0	5-2	DNP	1-0	DNP
Matthew Tago	9-18	27	2-0	2-0	-	0-2	1-4	-	-	-	1-0	1-4	1-5	0-3	1-0
Jordan Cobbs	14-8	22	DNP	4-0	1-0	1-2	2-0	-	0-2	1-1	2-0	0-1	1-1	0-1	2-0
Michael Dansby	10-5	15	DNP	DNP	-	3-2	0-2	4-0	DNP	DNP	DNP	-	-	3-1	-
Charles Rogers	3-7	10	-	1-2	0-3	-	-	-	1-0	1-0	-	0-2	-	-	-
Quincy Likio	6-3	9	-	-	1-0	1-0	2-3	-	-	-	1-0	1-0	-	DNP	-
Andrew Jenkins	5-4	9	-	-	1-0	-	-	0-1	-	-	-	0-1	3-1	1-1	-
Jaylan Lawson	2-7	9	DNP	-	1-1	0-1	-	DNP	1-0	DNP	-	0-3	-	0-2	-
Justin Stearns	6-2	8	-	DNP	3-1	-	-	1-0	1-1	1-0	-	-	-	-	-
Jalen Apalit-Williams	4-4	8	-	2-1	-	0-1	-	-	1-0	-	-	0-1	0-1	-	1-0
Dejon Roney	3-3	6	-	-	-	2-2	-	0-1	1-0	-	-	-	-	-	DNP
Gafa Faga	3-3	6	DNP	1-0	0-1	DNP	DNP	0-1	0-1	-	2-0	-	-	-	-
John Norwood	3-3	6	-	-	-	0-1	-	DNP	DNP	2-0	1-0	0-1	-	0-1	-
Elisha Guidry	1-3	4	DNP	DNP	0-3	DNP	DNP	1-0	DNP	DNP	DNP	DNP	DNP	DNP	-
Ethan Powell	3-0	3	1-0	-	1-0	DNP	-	-	DNP	DNP	DNP	DNP	DNP	DNP	1-0
Natano Woods	2-1	3	-	DNP	2-1	DNP	DNP	DNP	DNP	DNP	DNP	DNP	DNP	DNP	DNP
Zavion Reese	1-2	3	DNP	DNP	1-0	DNP	DNP	DNP	DNP	-	DNP	DNP	-	0-2	DNP
Dylan Lee	1-2	3	DNP	DNP	1-2	DNP	DNP	DNP	DNP	DNP	DNP	DNP	DNP	DNP	DNP
Jairus Satele	0-3	3	-	-	0-1	DNP	-	0-1	0-1	-	DNP	DNP	-	-	DNP
Alex Weir	2-0	2	2-0	-	-	-	-	-	-	-	-	-	-	-	-
Isiah Revis	1-1	2	-	DNP	DNP	DNP	-	DNP	1-0	-	-	-	-	0-1	DNP
Kayden Collins	1-1	2	-	1-0	-	-	DNP	0-1	DNP	-	-	-	-	-	-
Mata Hola	1-1	2	DNP	0-1	1-0	DNP	DNP	DNP	-	-	-	DNP	DNP	DNP	DNP
Vaka Hansen	0-2	2	-	-	0-1	-	-	-	0-1	-	DNP	-	-	DNP	DNP
Jalen Bainer	1-0	1	DNP	DNP	-	DNP	-	DNP	-	-	-	-	-	1-0	-
Taren Schive	1-0	1	-	-	-	-	-	-	-	-	-	-	-	-	1-0
Andrew Gonnevillle	1-0	1	-	-	1-0	-	-	-	-	-	-	-	-	-	-
Malik Williams	1-0	1	1-0	-	-	-	-	-	-	-	-	-	-	-	-
Fernando Carmona	1-0	1	-	-	-	-	-	-	-	-	-	-	1-0	-	DNP



2023-24 San Jose St. Football
Rushing/Receiving Game-by-Game
All games

Rushing

Player	No-Yds/TD	USC	OSU	CPO	UT	USAFA	Boise	UNM	USU	Hawaii	Fresno	SDSU	UNLV	CCU
Kairee Robinson	170-1194/18	9-28/1	DNP	16-124/2	14-50/1	7-82/2	12-61/1	15-126/3	21-102/1	17-146/2	19-200/2	11-40/1	17-168/2	12-67/0
Quali Conley	131-842/9	6-108/0	11-34/0	12-60/2	3-11/0	1-7/0	3-9/1	10-123/1	15-74/2	19-73/1	15-93/0	13-155/1	19-62/0	4-33/1
Chevan Cordeiro	81-272/3	10-52/0	7-26/0	5-22/1	9--28/0	6-20/1	9-29/1	2-7/0	10-53/0	5--7/0	6-27/0	2-7/0	3-5/0	7-59/0
Isaac Jernagin	12-86/0	1-5/0	1-2/0	1-45/0	1-9/0	-	2-5/0	1-4/0	2-26/0	1-5/0	-	1--17/0	-	1-2/0
Jabari Bates	11-30/0	1-5/0	1-1/0	5-5/0	-	1-7/0	-	2-9/0	-	1-3/0	-	-	-	-
Kayden Collins	2-9/0	-	-	2-9/0	-	DNP	-	DNP	-	-	-	-	-	-
Jay Butterfield	2--2/0	DNP	1--5/0	1-3/0	DNP	DNP	DNP	-	DNP	-	DNP	DNP	DNP	DNP
Nick Nash	1-0/0	-	-	-	-	1-0/0	-	-	-	-	-	-	-	-
Dominick Mazotti	1-0/0	DNP	-	-	1-0/0	-	-	-	-	-	-	-	-	DNP
Keynan Higgins	1--1/0	-	-	-	-	-	-	-	1--1/0	-	DNP	DNP	-	DNP

Receiving

Player	No-Yds/TD	USC	OSU	CPO	UT	USAFA	Boise	UNM	USU	Hawaii	Fresno	SDSU	UNLV	CCU
Nick Nash	48-728/8	6-89/3	7-40/0	1--3/0	6-80/0	5-28/0	4-99/0	1-54/1	1-29/1	6-86/2	4-66/1	3-38/0	3-98/0	1-24/0
Quali Conley	27-269/0	2-17/0	2-18/0	-	1-0/0	5-44/0	2-25/0	1-61/0	2-20/0	4-48/0	1-17/0	2-7/0	3-7/0	2-5/0
Charles Ross	26-347/1	5-62/0	2-8/0	2-39/1	3-21/0	2-47/0	3-28/0	DNP	-	2-55/0	-	3-27/0	1-13/0	3-47/0
Malikhi Miller	24-290/1	1-18/0	2-24/0	3-39/0	4-50/0	2-14/0	1-6/0	1-16/0	2-14/0	-	2-43/1	1-9/0	2-20/0	3-37/0
Dominick Mazotti	23-322/2	DNP	2-16/0	1-38/0	4-39/1	5-60/0	3-25/0	2-70/0	-	2-26/0	1-13/0	2-24/1	1-11/0	DNP
Sam Olson	22-310/3	1-4/0	6-60/0	1-27/1	2-7/0	DNP	DNP	DNP	1-6/0	1-29/0	-	-	6-81/1	4-96/1
Kairee Robinson	17-198/2	3-14/0	DNP	-	2-11/0	1-7/0	3-73/0	2-63/1	4-22/1	1-7/0	-	-	-	1-1/0
Isaac Jernagin	13-133/2	2-0/0	-	2-17/0	1-2/0	-	1-34/0	-	2-14/0	-	1-7/1	2-56/0	1-3/1	1-0/0
Matthew Coleman	12-119/0	-	1-29/0	3-20/0	1-18/0	DNP	2-20/0	1-8/0	1--3/0	-	-	2-13/0	1-14/0	-
Jabari Bates	9-32/0	1--6/0	1-12/0	1-4/0	-	2-6/0	2-7/0	-	1-7/0	-	-	-	1-2/0	-
Skylar Loving-Black	4-41/0	-	-	-	-	2-33/0	2-8/0	-	-	-	-	-	-	-
Branden Alvarez	2-25/1	-	2-25/1	-	-	-	DNP	DNP	DNP	-	-	DNP	DNP	DNP
Charles Rogers	2-15/1	-	-	-	-	-	-	-	1-10/1	-	-	-	-	1-5/0
Kejuan Bullard, Jr.	1-24/0	DNP	-	1-24/0	-	-	DNP	DNP	-	-	DNP	-	-	-



**2023-24 San Jose St. Football
Returns Game-by-Game
All games**

Punt Returns

Player	No-Yds	USC	OSU	CPO	UT	USAFA	Boise	UNM	USU	Hawaii	Fresno	SDSU	UNLV	CCU
DJ Harvey	5-12	-	-	-	3-8	1-1	-	1-3	-	-	-	DNP	-	DNP
Matthew Coleman	3-137	-	-	1-75	-	DNP	-	1-44	-	-	-	-	1-18	-

Kick Returns

Player	No-Yds	USC	OSU	CPO	UT	USAFA	Boise	UNM	USU	Hawaii	Fresno	SDSU	UNLV	CCU
Jabari Bates	9-163	-	-	-	-	3-46	-	2-37	-	-	-	1-20	1-21	2-39
Isaac Jernagin	8-118	3-53	2-16	-	1-14	2-35	-	-	-	-	-	-	-	-
DJ Harvey	1-2	-	-	-	-	-	-	1-2	-	-	-	DNP	-	DNP
Kejuan Bullard, Jr.	1-0	DNP	-	-	-	-	DNP	DNP	-	-	DNP	1-0	-	-

Interceptions Returns

Player	No-Yds	USC	OSU	CPO	UT	USAFA	Boise	UNM	USU	Hawaii	Fresno	SDSU	UNLV	CCU
Jay'Vion Cole	3-66	-	-	-	-	-	-	1-0	1-15	1-51	-	-	-	-
Jordan Pollard	2-16	-	-	-	-	-	1-5	-	1-11	-	-	-	-	-
Tre Jenkins	2-15	-	-	-	1-6	-	-	-	-	-	-	1-9	-	-
Michael Dansby	1-98	DNP	DNP	-	-	-	-	DNP	DNP	DNP	1-98	-	-	-
Bryun Parham	1-20	-	-	-	-	-	-	-	-	-	-	1-20	-	-
Matthew Tago	1-15	-	-	-	-	-	-	-	-	-	1-15	-	-	-
Chase Williams	1-0	-	-	1-0	-	-	-	-	-	-	-	-	-	-
Andrew Jenkins	1-0	-	-	-	-	-	-	-	-	1-0	-	-	-	-

Fumble Returns

Player	No-Yds	USC	OSU	CPO	UT	USAFA	Boise	UNM	USU	Hawaii	Fresno	SDSU	UNLV	CCU
Bryun Parham	2-0	-	-	-	-	-	2-0	-	-	-	-	-	-	-
Jaylan Lawson	1-0	DNP	-	-	-	-	DNP	-	DNP	1-0	-	-	-	-
Jay'Vion Cole	1-0	-	-	-	-	-	-	-	-	-	-	-	1-0	-
Jordan Pollard	1-0	-	-	1-0	-	-	-	-	-	-	-	-	-	-
Kayden Collins	1-0	-	-	-	-	DNP	-	DNP	1-0	-	-	-	-	-
Andrew Jenkins	1-0	-	-	-	1-0	-	-	-	-	-	-	-	-	-
Jalen Bainer	1-0	DNP	DNP	1-0	DNP	-	DNP	-	-	-	-	-	-	-
Andrew Gonneville	1-0	-	-	-	1-0	-	-	-	-	-	-	-	-	-



2023-24 San Jose St. Football
Sacks Game-by-Game
All games

Player	UA-A	Total	USC	OSU	CPO	UT	USAFA	Boise	UNM	USU	Hawaii	Fresno	SDSU	UNLV	CCU
Tre Smith	5-3	6.5	1.5-18	-	1-2	0.5-5	-	-	-	1-16	0.5-5	1-8	-	-	1-4
Soane Toia	4-2	5	-	-	-	0.5-5	-	-	-	-	1.5-9	1-9	2-10	-	-
Noah Lavulo	3-1	3.5	-	-	-	-	-	1-1	0.5-1	-	-	2-12	-	-	-
Bryun Parham	2-1	2.5	0.5-5	-	-	-	-	-	-	-	-	-	1-1	1-13	-
Jay Kakiva	2-1	2.5	-	-	-	-	-	1-8	0.5-1	-	-	1-3	-	-	-
Kenyon Reed	1-0	1	-	-	-	-	-	-	-	-	1-7	-	-	-	-
Jay'Vion Cole	1-0	1	-	1-7	-	-	-	-	-	-	-	-	-	-	-
Natano Woods	1-0	1	-	DNP	1-7	DNP	DNP	DNP	DNP	DNP	DNP	DNP	DNP	DNP	DNP
John Norwood	1-0	1	-	-	-	-	-	DNP	DNP	-	1-11	-	-	-	-



**2023-24 San Jose St. Football
Tackles For Loss Game-by-Game
All games**

Player	UA-A	Total	USC	OSU	CPO	UT	USAFA	Boise	UNM	USU	Hawaii	Fresno	SDSU	UNLV	CCU
Tre Smith	7-5	9.5	2.5-19	-	1.0-2	0.5-5	-	-	-	2.5-18	0.5-5	1.5-8	-	-	1.0-4
Noah Lavulo	6-2	7.0	-	-	1.0-2	-	0.5-1	1.0-1	0.5-1	1.0-2	1.0-1	2.0-12	-	-	-
Soane Toia	5-4	7.0	-	-	-	0.5-5	-	-	-	1.5-2	1.5-9	1.5-10	2.0-10	-	-
Jay Kakiva	4-5	6.5	-	-	1.0-1	0.5-0	0.5-0	1.0-8	0.5-1	-	-	1.5-4	0.5-1	-	1.0-3
Bryun Parham	3-4	5.0	0.5-5	-	-	0.5-1	-	-	-	-	-	0.5-1	1.5-2	2.0-15	-
Taniela Latu	3-4	5.0	-	1.0-1	-	DNP	1.5-3	0.5-3	-	1.5-3	-	0.5-1	-	-	-
Kenyon Reed	4-0	4.0	-	-	-	-	-	-	1.0-4	-	2.0-10	1.0-4	-	-	-
Jordan Pollard	4-0	4.0	1.0-2	-	-	-	-	1.0-2	-	-	-	-	1.0-2	1.0-1	-
Jay'Vion Cole	3-0	3.0	-	1.0-7	1.0-1	-	-	-	-	-	-	1.0-1	-	-	-
Justin Stearns	3-0	3.0	-	DNP	1.0-1	-	-	-	1.0-2	1.0-7	-	-	-	-	-
Matthew Tago	2-1	2.5	-	1.0-1	-	-	-	-	-	-	1.0-5	-	0.5-0	-	-
DJ Harvey	1-1	1.5	-	-	-	-	-	-	-	0.5-0	-	1.0-2	DNP	-	DNP
Tre Jenkins	1-0	1.0	-	-	1.0-1	-	-	-	-	-	-	-	-	-	-
Michael Dansby	1-0	1.0	DNP	DNP	-	1.0-2	-	-	DNP	DNP	DNP	-	-	-	-
Natano Woods	1-0	1.0	-	DNP	1.0-7	DNP	DNP	DNP	DNP	DNP	DNP	DNP	DNP	DNP	DNP
John Norwood	1-0	1.0	-	-	-	-	-	DNP	DNP	-	1.0-11	-	-	-	-
Chase Williams	0-2	1.0	-	-	-	-	-	0.5-3	-	-	-	-	0.5-1	-	-
Charles Rogers	0-2	1.0	-	-	1.0-2	-	-	-	-	-	-	-	-	-	-
Jordan Cobbs	0-1	0.5	DNP	-	-	-	-	-	-	-	-	0.5-1	-	-	-
Jairus Satele	0-1	0.5	-	-	0.5-1	DNP	-	-	-	-	DNP	DNP	-	-	DNP
Quincy Likio	0-1	0.5	-	-	-	-	0.5-0	-	-	-	-	-	-	DNP	-
Vaka Hansen	0-1	0.5	-	-	0.5-2	-	-	-	-	-	DNP	-	-	DNP	DNP



**2023-24 San Jose St. Football
Fumbles Game-by-Game
All games**

Fumbles

Player	No-Lost	USC	OSU	CPO	UT	USAFA	Boise	UNM	USU	Hawaii	Fresno	SDSU	UNLV	CCU
Chevan Cordeiro	10-2	1-0	3-0	-	-	1-0	-	-	1-1	2-1	1-0	-	1-0	-
Kairee Robinson	4-3	-	DNP	-	-	-	-	-	1-1	-	-	1-0	-	2-2
Isaac Jernagin	1-0	-	-	-	-	-	-	-	-	-	-	1-0	-	-
Matthew Tago	1-0	-	-	-	-	-	-	-	-	-	1-0	-	-	-
Jabari Bates	1-0	-	-	-	-	-	-	-	-	-	-	-	-	1-0

Fumbles Forced

Player	Number	USC	OSU	CPO	UT	USAFA	Boise	UNM	USU	Hawaii	Fresno	SDSU	UNLV	CCU
Tre Smith	1	-	-	1	-	-	-	-	-	-	-	-	-	-
Jaylan Lawson	1	DNP	-	1	-	-	DNP	-	DNP	-	-	-	-	-
Bryun Parham	1	-	-	-	-	-	1	-	-	-	-	-	-	-
Jordan Pollard	1	-	-	-	-	-	1	-	-	-	-	-	-	-
Jalen Bainer	1	DNP	DNP	-	DNP	-	DNP	-	-	-	-	-	1	-

Fumbles Recovered

Player	Number	USC	OSU	CPO	UT	USAFA	Boise	UNM	USU	Hawaii	Fresno	SDSU	UNLV	CCU
Bryun Parham	2	-	-	-	-	-	2	-	-	-	-	-	-	-
Jaylan Lawson	1	DNP	-	-	-	-	DNP	-	DNP	1	-	-	-	-
Jay'Vion Cole	1	-	-	-	-	-	-	-	-	-	-	-	1	-
Jordan Pollard	1	-	-	1	-	-	-	-	-	-	-	-	-	-
Kayden Collins	1	-	-	-	-	DNP	-	DNP	1	-	-	-	-	-
Andrew Jenkins	1	-	-	-	1	-	-	-	-	-	-	-	-	-
Jalen Bainer	1	DNP	DNP	1	DNP	-	DNP	-	-	-	-	-	-	-
Andrew Gonneville	1	-	-	-	1	-	-	-	-	-	-	-	-	-



2023-24 San Jose St. Football
 Passing Game-by-Game
 All games

#2 Chevan Cordeiro	Comp	Att	Int	Pct	Yards	TD	Long	Sacked	Effic.
Southern California	21	38	0	55.3	198	3	32	1-22	125.1
Oregon St.	18	32	0	56.3	152	0	26	2-12	96.2
Cal Poly	15	21	0	71.4	205	2	38	1-9	184.9
Toledo	24	41	1	58.5	228	1	39	5-35	108.4
Air Force	24	35	1	68.6	239	0	33	0-0	120.2
Boise St.	23	38	1	60.5	325	0	63	3-16	127.1
New Mexico	8	17	0	47.1	272	2	61	0-0	220.3
Utah St.	15	20	0	75.0	119	3	29	3-13	174.5
Hawaii	16	26	0	61.5	251	2	35	2-9	168.0
Fresno St.	9	18	0	50.0	146	3	41	1-3	173.1
San Diego St.	15	20	1	75.0	174	1	42	0-0	154.6
UNLV	19	26	0	73.1	249	2	56	0-0	178.9
Coastal Carolina	16	30	0	53.3	215	1	35	1-8	124.5
Totals	223	362	4	61.6	2773	20	63	19-127	142.0

#3 Nick Nash	Comp	Att	Int	Pct	Yards	TD	Long	Sacked	Effic.
Oregon St.	0	1	0	0.0	0	0	0	0-0	0.0
Totals	0	1	0	0.0	0	0	0	0-0	0.0

#9 Jay Butterfield	Comp	Att	Int	Pct	Yards	TD	Long	Sacked	Effic.
Oregon St.	7	9	0	77.8	80	1	29	1-5	189.1
Cal Poly	0	2	0	0.0	0	0	0	0-0	0.0
Totals	7	11	0	63.6	80	1	29	1-5	154.7



2023-24 San Jose St. Football
Red-Zone Results
All games

San Jose St. Inside Opponent Red-Zone

Date	Opponent	Score	Times	Times	Total		Rush	Pass	FGs	Failed to score inside RZ					
			In RZ	Scored	Pts	TDs	TDs	TDs	Made	FGA	Down	Int	Fumb	Half	Game
08/26/2023	at Southern California	L 28-56	2	2	14	2	1	1	0	0	0	0	0	0	0
09/03/2023	Oregon St.	L 17-42	3	3	17	2	1	1	1	1	0	0	0	0	0
09/09/2023	Cal Poly	W 59-3	5	5	31	4	4	0	1	1	0	0	0	0	0
09/16/2023	at Toledo	L 17-21	4	3	17	2	1	1	1	2	0	0	0	0	0
09/22/2023	Air Force	L 20-45	3	2	13	2	2	0	0	0	1	0	0	0	0
10/07/2023	at Boise St.	L 27-35	5	5	27	3	3	0	2	2	0	0	0	0	0
10/14/2023	at New Mexico	W 52-24	5	4	24	3	3	0	1	2	0	0	0	0	0
10/21/2023	Utah St.	W 42-21	8	5	35	5	3	2	0	1	0	0	2	0	0
10/28/2023	at Hawaii	W 35-0	5	3	21	3	2	1	0	1	1	0	0	0	0
11/11/2023	Fresno St.	W 42-18	5	4	28	4	2	2	0	0	1	0	0	0	0
11/18/2023	San Diego St.	W 24-13	5	4	24	3	2	1	1	1	0	0	0	0	1
11/25/2023	at UNLV	W 37-31	4	4	16	1	0	1	3	3	0	0	0	0	0
12/23/2023	vs Coastal Carolina	L 14-24	3	1	7	1	1	0	0	1	0	0	1	0	0
Totals 45 of 57 (78.9%)			57	45	274	35	25	10	10	15	3	0	3	0	1

Opponents Inside San Jose St. Red-Zone

Date	Opponent	Score	Times	Times	Total		Rush	Pass	FGs	Failed to score inside RZ					
			In RZ	Scored	Pts	TDs	TDs	TDs	Made	FGA	Down	Int	Fumb	Half	Game
08/26/2023	Southern California	L 28-56	5	5	35	5	3	2	0	0	0	0	0	0	0
09/03/2023	Oregon St.	L 17-42	4	4	28	4	3	1	0	0	0	0	0	0	0
09/09/2023	Cal Poly	W 59-3	2	1	3	0	0	0	1	1	1	0	0	0	0
09/16/2023	Toledo	L 17-21	2	2	14	2	1	1	0	0	0	0	0	0	0
09/22/2023	Air Force	L 20-45	6	6	38	5	5	0	1	1	0	0	0	0	0
10/07/2023	Boise St.	L 27-35	4	4	28	4	3	1	0	0	0	0	0	0	0
10/14/2023	New Mexico	W 52-24	2	2	14	2	2	0	0	0	0	0	0	0	0
10/21/2023	Utah St.	W 42-21	2	2	14	2	1	1	0	0	0	0	0	0	0
10/28/2023	Hawaii	W 35-0	0	0	0	0	0	0	0	0	0	0	0	0	0
11/11/2023	Fresno St.	W 42-18	2	2	11	1	0	1	1	1	0	0	0	0	0
11/18/2023	San Diego St.	W 24-13	3	3	13	1	1	0	2	2	0	0	0	0	0
11/25/2023	UNLV	W 37-31	4	4	24	3	3	0	1	1	0	0	0	0	0
12/23/2023	Coastal Carolina	L 14-24	3	3	21	3	0	3	0	0	0	0	0	0	0
Totals 38 of 39 (97.4%)			39	38	243	32	22	10	6	6	1	0	0	0	0



**2023-24 San Jose St. Football
Tackles Breakdown
All games**

All Tackles

Player	Total	Rush	Pass	Sack	KO	Punt	Int	Fumb	FF	Other
Bryun Parham	106	0	0	5	0	0	0	0	0	101
Jordan Pollard	79	0	0	4	0	0	0	0	0	75
Tre Jenkins	67	0	0	1	0	0	0	0	0	66
Tre Smith	66	0	0	9.5	0	0	0	0	0	56.5
Chase Williams	49	0	0	1	0	0	0	0	0	48
Noah Lavulo	49	0	0	7	0	0	0	0	0	42
Taniela Latu	44	0	0	5	0	0	0	0	0	39
Jay Kakiva	43	0	0	6.5	0	0	0	0	0	36.5
Jay'Vion Cole	38	0	0	3	0	0	0	0	0	35
Soane Toia	37	0	0	7	0	0	0	0	0	30
Kenyon Reed	33	0	0	4	0	0	0	0	0	29
DJ Harvey	28	0	0	1.5	0	0	0	0	0	26.5
Matthew Tago	27	0	0	2.5	0	0	0	0	0	24.5
Jordan Cobbs	22	0	0	0.5	0	0	0	0	0	21.5
Michael Dansby	15	0	0	1	0	0	0	0	0	14
Charles Rogers	10	0	0	1	0	0	0	0	0	9
Andrew Jenkins	9	0	0	0	0	0	0	0	0	9
Jaylan Lawson	9	0	0	0	0	0	0	0	0	9
Quincy Likio	9	0	0	0.5	0	0	0	0	0	8.5
Jalen Apalit-Williams	8	0	0	0	0	0	0	0	0	8
Justin Stearns	8	0	0	3	0	0	0	0	0	5
Dejon Roney	6	0	0	0	0	0	0	0	0	6
John Norwood	6	0	0	1	0	0	0	0	0	5
Gafa Faga	6	0	0	0	0	0	0	0	0	6
Elisha Guidry	4	0	0	0	0	0	0	0	0	4
Natano Woods	3	0	0	1	0	0	0	0	0	2
Zavion Reese	3	0	0	0	0	0	0	0	0	3
Ethan Powell	3	0	0	0	0	0	0	0	0	3
Jairus Satele	3	0	0	0.5	0	0	0	0	0	2.5
Dylan Lee	3	0	0	0	0	0	0	0	0	3
Kayden Collins	2	0	0	0	0	0	0	0	0	2
Alex Weir	2	0	0	0	0	0	0	0	0	2
Isiah Revis	2	0	0	0	0	0	0	0	0	2
Mata Hola	2	0	0	0	0	0	0	0	0	2
Vaka Hansen	2	0	0	0.5	0	0	0	0	0	1.5
Andrew Gonneville	1	0	0	0	0	0	0	0	0	1
Malik Williams	1	0	0	0	0	0	0	0	0	1
Jalen Bainer	1	0	0	0	0	0	0	0	0	1
Fernando Carmona	1	0	0	0	0	0	0	0	0	1
Taren Schive	1	0	0	0	0	0	0	0	0	1
Total	808	0	0	66	0	0	0	0	0	742



2023-24 San Jose St. Football
Tackles Breakdown
All games

Rushing Tackles

Player	No.
Total	0

Passing Tackles

Player	No.
Total	0

Special Teams Tackles

Player	Total	KO	Punt
Total	0	0	0

Kickoff return Tackles

Player	No.
Total	0

Punt Return Tackles

Player	No.
Total	0



2023-24 San Jose St. Football
By Quarter Statistics
All games

3rd-Down Conversions

Date	Opponent	Score	Overall	1st Qtr	2nd Qtr	3rd Qtr	4th Qtr	Overtime
08/26/2023	at Southern California	L 28-56	5-13 38.5	3-4 75.0	1-4 25.0	1-3 33.3	0-2 0.0	0-0 0.0
09/03/2023	Oregon St.	L 17-42	4-13 30.8	1-3 33.3	0-3 0.0	0-2 0.0	3-5 60.0	0-0 0.0
09/09/2023	Cal Poly	W 59-3	5-11 45.5	2-3 66.7	2-4 50.0	1-1 100.0	0-3 0.0	0-0 0.0
09/16/2023	at Toledo	L 17-21	8-17 47.1	3-5 60.0	3-4 75.0	1-3 33.3	1-5 20.0	0-0 0.0
09/22/2023	Air Force	L 20-45	3-8 37.5	0-1 0.0	1-1 100.0	0-1 0.0	2-5 40.0	0-0 0.0
10/07/2023	at Boise St.	L 27-35	4-12 33.3	3-5 60.0	0-1 0.0	0-3 0.0	1-3 33.3	0-0 0.0
10/14/2023	at New Mexico	W 52-24	3-8 37.5	1-3 33.3	1-1 100.0	1-3 33.3	0-1 0.0	0-0 0.0
10/21/2023	Utah St.	W 42-21	7-12 58.3	0-1 0.0	1-4 25.0	4-4 100.0	2-3 66.7	0-0 0.0
10/28/2023	at Hawaii	W 35-0	11-16 68.8	4-5 80.0	6-6 100.0	0-3 0.0	1-2 50.0	0-0 0.0
11/11/2023	Fresno St.	W 42-18	4-10 40.0	2-2 100.0	1-3 33.3	0-1 0.0	1-4 25.0	0-0 0.0
11/18/2023	San Diego St.	W 24-13	4-8 50.0	1-2 50.0	1-3 33.3	0-1 0.0	2-2 100.0	0-0 0.0
11/25/2023	at UNLV	W 37-31	7-14 50.0	4-5 80.0	0-3 0.0	1-2 50.0	2-4 50.0	0-0 0.0
12/23/2023	vs Coastal Carolina	L 14-24	4-10 40.0	0-2 0.0	2-3 66.7	2-3 66.7	0-2 0.0	0-0 0.0
San Jose St.			69-152 45.4	24-41 58.5	19-40 47.5	11-30 36.7	15-41 36.6	0-0 0.0
Opponents			78-174 44.8	20-38 52.6	27-50 54.0	17-45 37.8	14-41 34.1	0-0 0.0

4th-Down Conversions

Date	Opponent	Score	Overall	1st Qtr	2nd Qtr	3rd Qtr	4th Qtr	Overtime
08/26/2023	at Southern California	L 28-56	0-1 0.0	0-0 0.0	0-0 0.0	0-0 0.0	0-1 0.0	0-0 0.0
09/03/2023	Oregon St.	L 17-42	2-3 66.7	0-0 0.0	1-1 100.0	0-1 0.0	1-1 100.0	0-0 0.0
09/09/2023	Cal Poly	W 59-3	1-2 50.0	0-0 0.0	1-1 100.0	0-0 0.0	0-1 0.0	0-0 0.0
09/16/2023	at Toledo	L 17-21	0-2 0.0	0-1 0.0	0-0 0.0	0-0 0.0	0-1 0.0	0-0 0.0
09/22/2023	Air Force	L 20-45	0-2 0.0	0-0 0.0	0-0 0.0	0-0 0.0	0-2 0.0	0-0 0.0
10/07/2023	at Boise St.	L 27-35	0-2 0.0	0-0 0.0	0-0 0.0	0-1 0.0	0-1 0.0	0-0 0.0
10/14/2023	at New Mexico	W 52-24	1-1 100.0	0-0 0.0	0-0 0.0	0-0 0.0	1-1 100.0	0-0 0.0
10/21/2023	Utah St.	W 42-21	0-0 0.0	0-0 0.0	0-0 0.0	0-0 0.0	0-0 0.0	0-0 0.0
10/28/2023	at Hawaii	W 35-0	1-2 50.0	0-0 0.0	0-0 0.0	1-2 50.0	0-0 0.0	0-0 0.0
11/11/2023	Fresno St.	W 42-18	0-1 0.0	0-0 0.0	0-0 0.0	0-0 0.0	0-1 0.0	0-0 0.0
11/18/2023	San Diego St.	W 24-13	1-1 100.0	0-0 0.0	1-1 100.0	0-0 0.0	0-0 0.0	0-0 0.0
11/25/2023	at UNLV	W 37-31	0-0 0.0	0-0 0.0	0-0 0.0	0-0 0.0	0-0 0.0	0-0 0.0
12/23/2023	vs Coastal Carolina	L 14-24	1-2 50.0	0-0 0.0	0-1 0.0	0-0 0.0	1-1 100.0	0-0 0.0
San Jose St.			7-19 36.8	0-1 0.0	3-4 75.0	1-4 25.0	3-10 30.0	0-0 0.0
Opponents			20-30 66.7	1-2 50.0	7-8 87.5	4-7 57.1	8-13 61.5	0-0 0.0

Time of Possession

Date	Opponent	Score	Overall	1st Qtr	2nd Qtr	3rd Qtr	4th Qtr	Overtime
08/26/2023	at Southern California	L 28-56	30:42	04:55	12:21	08:54	04:32	00:00
09/03/2023	Oregon St.	L 17-42	28:05	06:22	08:05	05:05	08:33	00:00
09/09/2023	Cal Poly	W 59-3	35:23	06:38	12:53	09:22	06:30	00:00
09/16/2023	at Toledo	L 17-21	34:50	11:39	08:12	06:11	08:48	00:00
09/22/2023	Air Force	L 20-45	20:55	06:31	05:50	00:50	07:44	00:00
10/07/2023	at Boise St.	L 27-35	31:28	05:59	11:25	09:05	04:59	00:00
10/14/2023	at New Mexico	W 52-24	26:14	06:30	02:39	07:46	09:19	00:00
10/21/2023	Utah St.	W 42-21	37:10	10:23	07:41	09:24	09:42	00:00
10/28/2023	at Hawaii	W 35-0	35:11	09:47	10:35	05:19	09:30	00:00



2023-24 San Jose St. Football
By Quarter Statistics
All games

Date	Opponent		Score	Overall	1st Qtr	2nd Qtr	3rd Qtr	4th Qtr	Overtime
11/11/2023	Fresno St.	W	42-18	32:20	06:55	08:18	05:38	11:29	00:00
11/18/2023	San Diego St.	W	24-13	24:44	02:34	11:47	04:23	06:00	00:00
11/25/2023	at UNLV	W	37-31	36:40	09:17	12:14	07:53	07:16	00:00
12/23/2023	vs Coastal Carolina	L	14-24	22:44	04:34	06:58	05:27	05:45	00:00
San Jose St.			Total	396:26	92:04	118:58	85:17	100:07	00:00
			Avg.	30:30	07:05	09:09	06:34	07:42	00:00
Opponents			Total	383:34	71:03	107:55	87:33	117:03	00:00
			Avg.	29:30	05:28	08:18	06:44	09:00	00:00



2023-24 San Jose St. Football Team Game-by-Game Comparison All games

Opponent	Score	First Downs				Pen	Rushing Number-Yards	Passing		Yards	Total Offense Plays-Yards	Return Yards	Turn- Overs
		Total	Rush	Pass	Comp-Att.-Int								
Southern California	28-56	23 / 25	10 / 10	9 / 15	4 / 0	27-198 / 34-160	21-39-0 / 24-35-0	198 / 341	66-396 / 69-501	53 / 162	0 / 0		
Oregon St.	17-42	20 / 27	6 / 12	10 / 14	4 / 1	22-56 / 35-197	25-42-0 / 22-28-0	232 / 276	64-288 / 63-473	16 / 24	1 / 0		
Cal Poly	59-3	24 / 11	12 / 5	11 / 5	1 / 1	43-267 / 33-94	15-23-0 / 13-24-1	205 / 74	66-472 / 57-168	75 / 32	0 / 3		
Toledo	17-21	18 / 16	3 / 11	12 / 5	3 / 0	29-40 / 36-229	24-41-1 / 13-23-1	228 / 92	70-268 / 59-321	28 / 27	1 / 3		
Air Force	20-45	18 / 25	6 / 23	11 / 2	1 / 0	17-115 / 73-400	24-35-1 / 2-2-0	239 / 28	52-354 / 75-428	82 / 51	1 / 0		
Boise St.	27-35	19 / 22	9 / 11	10 / 10	0 / 1	26-104 / 42-262	23-38-1 / 13-24-1	325 / 230	64-429 / 66-492	5 / 12	1 / 3		
New Mexico	52-24	18 / 18	9 / 6	6 / 12	3 / 0	32-259 / 36-129	8-17-0 / 18-30-1	272 / 262	49-531 / 66-391	93 / 19	0 / 1		
Utah St.	42-21	25 / 16	17 / 6	6 / 9	2 / 1	51-251 / 33-104	15-20-0 / 17-29-2	119 / 160	71-370 / 62-264	26 / 28	2 / 3		
Hawaii	35-0	22 / 14	8 / 6	13 / 7	1 / 1	45-217 / 20-52	16-26-0 / 20-37-2	251 / 146	71-468 / 57-198	51 / 1	1 / 3		
Fresno St.	42-18	21 / 19	14 / 7	7 / 12	0 / 0	43-313 / 31-83	9-18-0 / 23-41-2	146 / 225	61-459 / 72-308	113 / 31	0 / 2		
San Diego St.	24-13	19 / 18	9 / 9	10 / 8	0 / 1	29-181 / 41-183	15-20-1 / 15-24-2	174 / 117	49-355 / 65-300	49 / 78	1 / 2		
UNLV	37-31	21 / 22	9 / 9	11 / 9	1 / 4	40-233 / 32-182	19-26-0 / 19-29-0	249 / 229	66-482 / 61-411	39 / 103	0 / 1		
Coastal Carolina	14-24	22 / 22	7 / 7	10 / 12	5 / 3	25-159 / 40-137	16-30-0 / 20-33-0	215 / 199	55-374 / 73-336	39 / 40	2 / 0		
Totals	414-333	270 / 255	119 / 122	126 / 120	25 / 13	429-2393 / 486-2212	230-375-4 / 219-359-12	2853 / 2379	804-5246 / 845-4591	669 / 608	10 / 21		

Opponents	3rd Down Conversion	4th Down Conversion	Time of Possession	TOP Margin	Avg			Punting Number-Avg	Penalties		Sacks
					Yds/Rush	Yds/Pass	Yds/Play		Number-Yards	Yards	
Southern California	5-13 / 9-13	0-1 / 1-2	30:42 / 29:18	01:24	7.3 / 4.7	5.1 / 9.7	6.0 / 7.3	7-45.7 / 2-41.5	3-21.0 / 8-57.0	2 / 1	
Oregon St.	4-13 / 5-8	2-3 / 0-1	28:05 / 31:55	-03:50	2.5 / 5.6	5.5 / 9.9	4.5 / 7.5	3-30.3 / 2-20.0	5-40.0 / 9-76.0	1 / 3	
Cal Poly	5-11 / 2-14	1-2 / 2-4	35:23 / 24:37	10:46	6.2 / 2.8	8.9 / 3.1	7.2 / 2.9	2-39.0 / 6-45.2	6-55.0 / 5-50.0	2 / 1	
Toledo	8-17 / 6-14	0-2 / 1-1	34:50 / 25:10	09:40	1.4 / 6.4	5.6 / 4.0	3.8 / 5.4	5-41.0 / 5-45.0	4-31.0 / 8-73.0	1 / 5	
Air Force	3-8 / 10-15	0-2 / 3-3	20:55 / 39:05	-18:10	6.8 / 5.5	6.8 / 14.0	6.8 / 5.7	2-34.0 / 1-35.0	6-48.0 / 4-43.0	0 / 0	
Boise St.	4-12 / 5-11	0-2 / 2-2	31:28 / 28:32	02:56	4.0 / 6.2	8.6 / 9.6	6.7 / 7.5	4-44.5 / 3-53.7	7-55.0 / 3-25.0	2 / 3	
New Mexico	3-8 / 5-15	1-1 / 2-2	26:14 / 33:46	-07:32	8.1 / 3.6	16.0 / 8.7	10.8 / 5.9	2-47.5 / 7-39.7	11-86.0 / 15-120.0	1 / 0	
Utah St.	7-12 / 3-10	0-0 / 1-2	37:10 / 22:50	14:20	4.9 / 3.2	6.0 / 5.5	5.2 / 4.3	3-49.3 / 5-49.0	4-28.0 / 7-60.0	1 / 3	
Hawaii	11-16 / 5-15	1-2 / 2-3	35:11 / 24:49	10:22	4.8 / 2.6	9.7 / 3.9	6.6 / 3.5	2-55.0 / 7-35.7	5-41.0 / 5-40.0	4 / 2	
Fresno St.	4-10 / 8-17	0-1 / 2-2	32:20 / 27:40	04:40	7.3 / 2.7	8.1 / 5.5	7.5 / 4.3	5-42.0 / 6-39.0	8-65.0 / 1-15.0	5 / 1	
San Diego St.	4-8 / 7-16	1-1 / 3-4	24:44 / 35:16	-10:32	6.2 / 4.5	8.7 / 4.9	7.2 / 4.6	2-37.5 / 1-48.0	1-15.0 / 1-10.0	3 / 0	
UNLV	7-14 / 5-11	0-0 / 0-2	36:40 / 23:20	13:20	5.8 / 5.7	9.6 / 7.9	7.3 / 6.7	4-32.5 / 2-47.0	6-68.0 / 4-35.0	1 / 0	
Coastal Carolina	4-10 / 8-15	1-2 / 1-2	22:44 / 37:16	-14:32	6.4 / 3.4	7.2 / 6.0	6.8 / 4.6	3-44.0 / 4-44.3	8-85.0 / 10-126.0	1 / 1	
Totals	69-152 / 78-174	7-19 / 20-30	396:26 / 383:34	12:52	5.6 / 4.6	7.6 / 6.6	6.5 / 5.4	44-41.8 / 51-42.0	74-638.0 / 80-730.0	24 / 20	

Note: Game totals are displayed in the format TEAM/OPPONENT for each category



**2023-24 San Jose St. Football
Results and Comparison
All games**

	Date	Opponent		Score	Overall	Conf	Time	Attend
	08/26/2023	at Southern California	L	28-56	0-1	0-0	3:27	63411
	09/03/2023	Oregon St.	L	17-42	0-2	0-0	3:14	20337
	09/09/2023	Cal Poly	W	59-3	1-2	0-0	3:42	14224
	09/16/2023	at Toledo	L	17-21	1-3	0-0	3:19	20039
*	09/22/2023	Air Force	L	20-45	1-4	0-1	3:05	16124
*	10/07/2023	at Boise St.	L	27-35	1-5	0-2	3:37	37491
*	10/14/2023	at New Mexico	W	52-24	2-5	1-2	3:06	13027
*	10/21/2023	Utah St.	W	42-21	3-5	2-2	3:11	15028
*	10/28/2023	at Hawaii	W	35-0	4-5	3-2	3:02	11486
*	11/11/2023	Fresno St.	W	42-18	5-5	4-2	3:24	18886
*	11/18/2023	San Diego St.	W	24-13	6-5	5-2	2:52	16225
*	11/25/2023	at UNLV	W	37-31	7-5	6-2	2:58	25554
	12/23/2023	vs Coastal Carolina	L	14-24	7-6	6-2	3:30	7089

Opponent	Score	First Downs				Pen	Rushing Number-Yards	Passing		Total Offense Plays-Yards	Return Yards	Turn- Overs
		Total	Rush	Pass	Comp-Att.-Int			Yards				
Southern California	28-56	23 / 25	10 / 10	9 / 15	4 / 0		27-198 / 34-160	21-39-0 / 24-35-0	198 / 341	66-396 / 69-501	53 / 162	0 / 0
Oregon St.	17-42	20 / 27	6 / 12	10 / 14	4 / 1		22-56 / 35-197	25-42-0 / 22-28-0	232 / 276	64-288 / 63-473	16 / 24	1 / 0
Cal Poly	59-3	24 / 11	12 / 5	11 / 5	1 / 1		43-267 / 33-94	15-23-0 / 13-24-1	205 / 74	66-472 / 57-168	75 / 32	0 / 3
Toledo	17-21	18 / 16	3 / 11	12 / 5	3 / 0		29-40 / 36-229	24-41-1 / 13-23-1	228 / 92	70-268 / 59-321	28 / 27	1 / 3
Air Force	20-45	18 / 25	6 / 23	11 / 2	1 / 0		17-115 / 73-400	24-35-1 / 2-2-0	239 / 28	52-354 / 75-428	82 / 51	1 / 0
Boise St.	27-35	19 / 22	9 / 11	10 / 10	0 / 1		26-104 / 42-262	23-38-1 / 13-24-1	325 / 230	64-429 / 66-492	5 / 12	1 / 3
New Mexico	52-24	18 / 18	9 / 6	6 / 12	3 / 0		32-259 / 36-129	8-17-0 / 18-30-1	272 / 262	49-531 / 66-391	93 / 19	0 / 1
Utah St.	42-21	25 / 16	17 / 6	6 / 9	2 / 1		51-251 / 33-104	15-20-0 / 17-29-2	119 / 160	71-370 / 62-264	26 / 28	2 / 3
Hawaii	35-0	22 / 14	8 / 6	13 / 7	1 / 1		45-217 / 20-52	16-26-0 / 20-37-2	251 / 146	71-468 / 57-198	51 / 1	1 / 3
Fresno St.	42-18	21 / 19	14 / 7	7 / 12	0 / 0		43-313 / 31-83	9-18-0 / 23-41-2	146 / 225	61-459 / 72-308	113 / 31	0 / 2
San Diego St.	24-13	19 / 18	9 / 9	10 / 8	0 / 1		29-181 / 41-183	15-20-1 / 15-24-2	174 / 117	49-355 / 65-300	49 / 78	1 / 2
UNLV	37-31	21 / 22	9 / 9	11 / 9	1 / 4		40-233 / 32-182	19-26-0 / 19-29-0	249 / 229	66-482 / 61-411	39 / 103	0 / 1
Coastal Carolina	14-24	22 / 22	7 / 7	10 / 12	5 / 3		25-159 / 40-137	16-30-0 / 20-33-0	215 / 199	55-374 / 73-336	39 / 40	2 / 0
Totals	414-333	270 / 255	119 / 122	126 / 120	25 / 13		429-2393 / 486-2212	230-375-4 / 219-359-12	2853 / 2379	804-5246 / 845-4591	669 / 608	10 / 21



2023-24 San Jose St. Football
All-Purpose Yards Game-by-Game
All games

Player	Total	USC	OSU	CPO	UT	USAFA	Boise	UNM	USU	Hawaii	Fresno	SDSU	UNLV	CCU
Kairee Robinson	1392	42	DNP	124	61	89	134	189	124	153	200	40	168	68
Quali Conley	1111	125	52	60	11	51	34	184	94	121	110	162	69	38
Nick Nash	728	89	40	-3	80	28	99	54	29	86	66	38	98	24
Charles Ross	347	62	8	39	21	47	28	DNP	-	55	-	27	13	47
Isaac Jernagin	337	58	18	62	25	35	39	4	40	5	7	39	3	2
Dominick Mazotti	322	DNP	16	38	39	60	25	70	-	26	13	24	11	DNP
Sam Olson	310	4	60	27	7	DNP	DNP	DNP	6	29	-	-	81	96
Malikhi Miller	290	18	24	39	50	14	6	16	14	-	43	9	20	37
Chevan Cordeiro	272	52	26	22	-28	20	29	7	53	-7	27	7	5	59
Matthew Coleman	256	-	29	95	18	DNP	20	52	-3	-	-	13	32	-
Jabari Bates	225	-1	13	9	-	59	7	46	7	3	-	20	23	39
Michael Dansby	98	DNP	DNP	-	-	-	-	DNP	DNP	DNP	98	-	-	-
Jay'Vion Cole	66	-	-	-	-	-	-	-	15	51	-	-	-	-
Skylar Loving-Black	41	-	-	-	-	33	8	-	-	-	-	-	-	-
Branden Alvarez	25	-	25	-	-	-	DNP	DNP	DNP	-	-	DNP	DNP	DNP
Kejuan Bullard, Jr.	24	DNP	-	24	-	-	DNP	DNP	-	-	DNP	-	-	-
Bryun Parham	20	-	-	-	-	-	-	-	-	-	-	20	-	-
Jordan Pollard	16	-	-	-	-	-	5	-	11	-	-	-	-	-
Matthew Tago	15	-	-	-	-	-	-	-	-	-	15	-	-	-
Tre Jenkins	15	-	-	-	6	-	-	-	-	-	-	9	-	-
Charles Rogers	15	-	-	-	-	-	-	-	10	-	-	-	-	5
DJ Harvey	14	-	-	-	8	1	-	5	-	-	-	DNP	-	DNP
Kayden Collins	9	-	-	9	-	DNP	-	DNP	-	-	-	-	-	-
Justin Stearns	7	-	DNP	-	-	-	-	7	-	-	-	-	-	-
Keynan Higgins	-1	-	-	-	-	-	-	-	-1	-	DNP	DNP	-	DNP
Jay Butterfield	-2	DNP	-5	3	DNP	DNP	DNP	-	DNP	-	DNP	DNP	DNP	DNP