

SJSU FOOTBALL

GAMEDAY INFORMATION

TV TALENT  Chris Lewis, Taylor McHargue

RADIO TALENT   Kevin Richardson, Jason Fisk

LIVE STATS BE SOCIAL SJSUstats.com @SanJoseStateFB

MEDIA SCHEDULE

Monday: Practice 10:45 a.m. - 12:30 p.m.
 Tuesday: Practice 9:40 a.m. - 11:30 a.m.
 Ken Niumatalolo Weekly Presser 1 p.m. (SAC Press Room)
 Wednesday: Practice 9:40 a.m. - 11:30 a.m.
 Thursday: Practice 9:40 a.m. - 11:00 a.m.
 Friday: No Media

ALL players and coaches are available upon request following practice. Practice is open to media for first 40 minutes.

FOOTBALL CONTACT

Associate AD for Com. & Broadcasting.....*Sky Kerstein (W. Mich., NU)*
 Cell 703-597-4950
 E-mail sky.kerstein@sjsu.edu


GENERAL INFORMATION

San José State University Founded in 1857
 Location..... San Jose, Calif.
 Enrollment 32,157
 Nickname Spartans
 Colors Gold, White and Blue
 Conference..... Mountain West (MW)
 Stadium CEFCU Stadium (19,000)
 President Dr. Cynthia Teniente-Matson (UAF, UAA, FS)
 Director of Athletics..... Jeff Konya (Princeton, Iowa)
 FB Sport Admin Scott MacDonald (St. Andrews, Oakland)
 Dir. of Football Ops..... Garrett Wolfe (Texas)

FOOTBALL HISTORY

First Year / Record..... 1898 / 514-532-38 (.492)
 Bowl Record..... 7-6 (.539)
 Conference Titles (last)..... 17 (Mountain West, '20)

2024 SCHEDULE

Date	Opponent	Time/Result/TV (PT)
8/29	SACRAMENTO ST.	W, 42-24 
9/7	at Air Force*	4:00 p.m. (PT) 
9/14	KENNESAW ST.	4:00 p.m. 
9/20	at Washington St.	7:00 p.m. 
10/5	NEVADA*	4:30 p.m. 
10/12	at Colorado St.*	12:30 p.m. (PT) 
10/19	WYOMING*	1:00 p.m. 
10/26	at Fresno St.*	5:00 p.m. 
11/9	at Oregon St.	12:30 p.m./7:30 p.m. 
11/16	BOISE ST.*	4:00 p.m. 
11/22	UNLV*	TBD 
11/29	STANFORD	1:00 p.m. 
12/05	MW Championship	5:00 p.m. 

Pacific Time listed for all games

* - Mountain West game



SAN JOSÉ STATE (1-0, 0-0 MW) vs. AIR FORCE (1-0, 0-0 MW)
 Sept. 7, 2024 // 4:00 p.m. (PT) // CBS Sports Network // USAFA, Colo. (Falcon Stadium)



OPENING DRIVE

- The defending co-regular season Mountain West champions look for their fourth bowl game in the last five years and a third bowl game in a row, both for the first time in SJSU history, as they look for a 2-0 start for the first time since 2020 and first win ever in Colorado Springs.

- The Spartans have won seven bowl games ever, new head coach **Ken Niumatalolo** has six bowl wins as a head coach.

- Niumatalolo** won his first game at SJSU with a 42-24 win over Sac. State (8/29/24), and he is the first SJSU head coach to win his SJSU debut since **Ron Caragher** in 2013, also against Sac State and one of three to win their first game at SJSU this century.

- Niumatalolo's** 42 points scored in the win over Sac. State (8/29/24) were the most for an SJSU head coach in their debut since **Jack Elway** had 48 in a tie against Utah State on Sept. 8, 1979.

- Last season was the first time since 1986-87 the Spartans had been to back-to-back bowl games.

- The Spartans have seven home games for the first time since 2006 and are 11-2 in their last 13 games at CEFCU Stadium.

- The Spartans had five takeaways against Sac State (8/29/24), which was the most takeaways for SJSU since having six against New Mexico on Oct. 4, 2019.

- Nick Nash** had two receiving touchdowns and one passing touchdown against Sac State (8/29/24) and it was the second season in a row that **Nash** contributed to three touchdowns in the opening game. Last season, he caught three touchdowns during the Spartans' season opener at USC.

- Nash** set a new career-high of 10 receptions and 170 receiving yards in the game against Sac State (8/29/24). Nash's 56 first-quarter receiving yards set a new career-high for first-quarter receiving yards and he hit 1000 receiving yards for his career. **Elijah Cooks** was the last Spartan to break 170 yards receiving when he had 177 on 10/1/22.

- Bailey Gaither** was the last Spartan to have 10 receptions in a game in a 38-21 win over New Mexico on Oct. 31, 2020.

- Nash** also threw his first touchdown pass since Oct. 30, 2021, and the 11th of his career when he found **Jacob Stewart** for a 26-yard score. Nash is the first non-quarterback to throw a touchdown pass for the Spartans since **Tre Walker** threw a 54-yard touchdown pass in 2017 against San Diego State.

SPARTANS	MATCHUP	FALCONS
Ken Niumatalolo (1st/16th)	COACH Troy Calhoun (18th/18th)	
1-0 (1.000)	RECORD AT SCHOOL	131-82 (.615)
110-83 (.570)	OVERALL RECORD	131-82 (.615)
7-8 (.467)	VS. OPPONENT	4-1 (.800)

INSIDE THE SERIES

OVERALL: - 2-5
STREAK: - L1
IN COLORADO SPRINGS: - 0-3
IN SAN JOSE: - 2-2
NEUTRAL: - 0-0
LAST 5 MEETINGS: - 1-4

LAST FIVE MEETINGS

09/22/23	L	45-20	San Jose
10/24/20	W	17-6	San Jose
09/27/19	L	41-24	Colorado Springs
11/19/16	L	41-38	San Jose
09/12/15	L	37-16	Colorado Springs

- Nash** is only the third FBS player in the last three years to throw a passing touchdown and have two receiving touchdowns in the same game (KJ Conception of NC State in 2023 and Xavier Worthy of Texas in 2022).

- Emmett Brown** started for the first time in his SJSU career (Sac State 8/29/24) and threw for 298 yards which is the most since **Clint Carlson** in 2001, who threw for 366 yards against Texas-El Paso in his first SJSU start.

- Brown** finished the night against Sac State (8/29/24) with three touchdowns as well, which is the first time since **Chevan Cordeiro's** SJSU debut on Sept. 1, 2022, where an SJSU quarterback making their SJSU debut contributed to three touchdowns.

- Brown** leads the Mountain West in passing efficiency at 155.68.

- Brown** against Sac State (8/29/24) was the first Spartans quarterback not named **Chevan Cordeiro** to start a game for SJSU since **Nick Starkel** on 11/25/21 (25 games).

- The Spartans had 324 yards passing against Sac State (8/29/24), which was one yard short of the team's season-high last year of 325 yards passing.

- The Spartans have three Friday games this season which is the most for the Spartans since 2013 ironically they also ended the regular season with Friday home games on Nov. 22 and Nov. 29. On 11/22/13 the Spartans hosted Ken Niumatalolo and Navy at CEFCU Stadium.

MORE NEWS AND NOTES

- The Spartans have nine tackles for loss which is good for second in the Mountain West and 22nd in the nation.
- **Jordan Cobbs** leads the Spartans with 11 tackles, which is good for tops in the Mountain West per game and 15th in the country.
- Eleven of the Spartans' 12 regular season games will be on national television including their second season in a row hosting a CBS nationally televised game. It's the most nationally televised regular season games for the Spartans since 2021.
- The last time the Spartans had three home games to finish the season was in 1979.
- Redshirt senior wide receiver **Justin Lockhart** was named to the 2024 Comeback Player of the Year Award watch list earlier this offseason. **Lockhart** didn't play in 2023 due to an injury and in 2022 he had 36 receptions for 578 yards and a touchdown in the Famous Idaho Potato Bowl which was the top play on SportCenter that evening. **Lockhart** scored his first touchdown of the 2024 season against Sac State (8/29/24).
- SJSU is the only school in the Mountain West Conference playing both Oregon State and Washington State on the road. Boise State is playing both but at home.
- The Spartans threw only four interceptions last season, which was tops in the Mountain West and second in the nation and only had 10 turnovers, they already have three this season.
- From the 2023 season, only two players return who scored offensive touchdowns last season (**Nash, Maliki Miller**). SJSU also returns two players who scored special teams touchdowns a season ago (**Matthew Coleman, Justin Stearns**). Defensively, the Spartans return one player who scored a touchdown last season (**Michael Dansby**). **Miller** and **Stearns** haven't played in a game this season for the Spartans.
- Associate Head Coach/Defensive Coordinator **Derrick Odum** is one of two coaches to stay on staff (Wide Receivers Coach/Passing Game Coordinator **Kevin McGiven**). **Odum** is going into his eighth season as defensive coordinator at SJSU which is the fourth longest stint for an FBS defensive coordinator currently in the country behind Iowa's Phil Parker (13), Iowa State's Jon Heacock (9), and Utah's Morgan Scalley (9).
- The Spartans have 49 new players this season, which ranks 30th in FBS football. Included in the 49 new players are 30 transfers which ranks 14th most in FBS football.
- The Spartans have only 53 returning players which puts them only behind North Texas (46) and Colorado (51) for the fewest returning players in FBS football.
- SJSU has only 14 players in their final year of eligibility which is tied for third with Iowa State in the country behind Troy (12) and Illinois (12).
- Out of the 14 players in their final year of eligibility, only four played their entire career at SJSU. Only Troy (0), SDSU (1), Colorado (1), ODU (3), and Colorado (3) have less.
- The Spartans have 102 players on the roster this season which is near the lowest in FBS, last season it was 106.
- SJSU had 28 players jump in the transfer portal with half of them ending up at FBS schools and eight going to power four schools.
- The Spartans played a very competitive MW schedule last season by playing the teams who finished 1st, 3rd, 4th, 6th, 7th & 8th in the conference. The Spartans finished second. This season the Spartans play the 1st, 2nd, 3rd, 4th, 5th, 6th, and 12th place ranked teams in the MW preseason poll plus Washington State and Oregon State on the road.
- SJSU rushed for 200 plus yards in four straight games for the first time since 2000 prior to SDSU (11/18/23) and ran for 200 or more yards six times in 2023 which was the most since 2000 as well. The Spartans have gone 13-0 when rushing over 200 yards since 2017.
- **Nash** led the Spartans last season with 48 receptions for 728 yards and eight touchdowns. No other wide receiver had more than one touchdown last season and the closest to catches was 26 with 347 yards.
- **Nash** is going into his sixth season at SJSU as he started his career as a quarterback here. Even though he was part of the 2019 class, **Nash** is 25 years old and isn't even in the top 18 oldest players in college football. The oldest player in college football is Luke Larsen at ECU who is 32 years old and born on 7/18/92.
- **Nash** earned his first Mountain West Offensive Player of the Week honors following his three touchdown performance against No. 6 USC (8/26/23) and his second touchdown was the No. 2 play on SportsCenter.
- In January of 2024, **Beca Perez** became the first female Director of Player Personnel in SJSU history. She is one of two female DPP's currently in FBS college football (Zaire Turner - Notre Dame).
- **Perez** started her football career at SJSU as student assistant in 2018 and graduated from SJSU in 2020. **Perez** also spent time at Army (2022) and most recently at Stanford (2023), where she worked for a year as the Assistant Director of Recruiting for Stanford football.
- In 2021, **Perez** was the recipient of the Women's Sports Foundation Scott Pioli & Family Fund for Women Football Coaches and Scouts. This is given annually to female football coaches and scouts to defy the gender gap and support their development, education, and training.
- The Spartans' worst loss last season was to Boise State who went 8-6 (.571). Four of the Spartans' six losses a year ago were either to teams who won their conference championship game or were in the Pac-12.
- Last season, the Spartans had the 14th best pass defense in the nation and best pass defense in the MW averaging just 183.0 yards per game. Against Sac State (8/29/24) the Spartans had six pass breakups.
- Last season was the first time the Spartans had ever hosted two ranked teams in the same season and the first since 2018 they had played three ranked teams in the same season.
- Redshirt sophomore **Matthew Coleman** returned his first career punt for a 75-yard touchdown against Cal Poly (9/9/23). **Coleman** was named MW Freshman of the Week and it was the first punt return TD for the Spartans since **Tre Jenkins** took one back against Utah State on Nov. 10, 2018.
- In 2023, it was the first time the Spartans have had seven or more wins in back-to-back seasons since 1987 and in three of four seasons since 1982.
- Since 2020, the Spartans have gone 27-19 (20-10 in conference). From 2020-23, it was the best four year span for the Spartans since winning 26 games from 2012-15.
- The Spartans have five Polynesian coaches on their 2024 staff. Head coach **Ken Niumatalolo**, offensive coordinator/quarterbacks coach **Craig Stutzmann**, offensive line coach **John Estes**, inside linebackers coach **Bojay Filimoeatu**, defensive line coach **Al Lapuaho** and senior offensive analyst **Billy Ray Stutzmann**.
- **Estes, Filimoeatu** and **Lapuaho** all spent time in the NFL as players. **Craig Stutzmann** played in the CFL.
- **Estes** played with Hawai'i great Colt Brennan during his collegiate career. **Niumatalolo** and both **Stutzmann** brothers also played at Hawai'i.
- Offensive coordinator/quarterback coach **Craig Stutzmann** comes from Texas State where he was one of six finalists for FootballScoop's National Wide Receivers Coach of the Year last season running his "Spread-and-Shred" offense. **Stutzmann** also served as a member of the Green Bay Packers **Bill Walsh** Diversity Coaching Fellowship program in the summer of 2022.

HABBAS LAW ATHLETICS CENTER at SJSU



The Spartans opened the new Habbas Law Athletics Center at SJSU on the east side of CEFCU Stadium prior to the 2023 season. The most transformative capital project in SJSU history approached 70 million dollars.

The two-story, 55,000-square foot building will be the new home for Spartan football and men's and women's soccer while providing amenities for all student-athletes on San José State's 22 athletics teams. It is critical to leveling the playing field in the areas of facilities and recruiting by providing access to first-class amenities including:

- Locker rooms, auditorium, dining facilities, player lounge
- Coaches offices, position meeting rooms, nutrition station
- Premium viewing and hospitality areas on game day



SJSU'S RECORD WHEN ...		SJSU BOWL HISTORY (7-6)	
home	1-0	<ul style="list-style-type: none"> • 2023: Hawai'i Bowl, Honolulu, Hawai'i, Coastal Carolina 24, SJSU 14 • 2022: Famous Idaho Potato Bowl, Boise, Idaho, Eastern Michigan 41, SJSU 27 • 2020: Arizona Bowl, Tucson, Ariz., Ball State 34, SJSU 13 (Played without 30+ players due to Covid protocols) • 2015: Cure Bowl, Orlando, Fla., SJSU 27, Georgia State 16 • 2012: Military Bowl, Washington, D.C., SJSU 29, Bowling Green 20 • 2006: New Mexico Bowl, Albuquerque, N.M., SJSU 20, New Mexico 12 • 1990: California Raisin Bowl, Fresno, Calif., SJSU 48, Central Michigan 24 • 1987: California Bowl, Fresno, Calif., Eastern Michigan 30, SJSU 27 • 1986: California Bowl, Fresno, Calif., SJSU 37, Miami (Ohio) 7 • 1981: California Bowl, Fresno, Calif., Toledo 27, SJSU 25 • 1971: Pasadena Bowl, Pasadena, Calif., Memphis State 28, SJSU 9 • 1949: Raisin Bowl, Fresno, Calif., SJSU 20, Texas Tech 13 • 1947: Raisin Bowl, Fresno, Calif., SJSU 20, Utah State 0 	
away	0-0		
neutral	0-0		
overtime	0-0		
games decided by 3 pts or less	0-0		
games decided by 4-10 pts	0-0		
games decided by 11-14 pts	0-0		
games decided by 14-17 pts	0-0		
games decided by 18+ pts	1-0		
vs. Top 25	0-0		
vs. Top 10	0-0		
vs. MW opponents	0-0		
vs. Power 5 opponents	0-0		
scoring first	0-0		
leading at the half	0-0		
tied at the half	0-0		
trailing at the half	1-0		
leading at start of 4th quarter	1-0		
tied at start of 4th quarter	0-0		
trailing at start of 4th quarter	0-0		
leading with 5 mins remaining	1-0		
tied with 5 mins remaining	0-0		
trailing with 5 mins remaining	0-0		
is successful on fourth down	0-0		
is successful with two point conversion	0-0		
has three or more field goals	0-0		
punts less than five times	1-0		
SJSU completes 60% or better passes	1-0		
SJSU completes less than 60% of passes	0-0		
SJSU completes passes better than opponent	1-0		
SJSU passes for 200 yards	1-0		
SJSU passes more yards than opponent	1-0		
SJSU runs for 100 yards	0-0		
SJSU runs less than 100 yards	1-0		
SJSU has less turnovers than opponent	1-0		
SJSU has more turnovers than opponent	0-0		
SJSU equals opponent in turnovers	0-0		
SJSU has no turnovers	0-0		
SJSU scores 17 pts or less	0-0		
SJSU scores 17 - 20 pts	0-0		
SJSU scores 21 - 23 pts	0-0		
SJSU scores 24 -26 pts	0-0		
SJSU scores 27 - 30 pts	0-0		
SJSU scores 31 - 34 pts	0-0		
SJSU scores 35 pts or more	1-0		
Opponent scores 17 pts or less	0-0		
Opponent scores 17-20 pts	0-0		
Opponent scores 21-23 pts	0-0		
Opponent scores 24-26 pts	1-0		
Opponent scores 27-30 pts	0-0		
Opponent scores 31-34 pts	0-0		
Opponent scores 35 pts or more	0-0		
On Thursday	1-0		
On Friday	0-0		
On Saturday	0-0		
In August	1-0		
In September	0-0		
In October	0-0		
In November	0-0		
On National TV (CBS, FOX, CBS Sports Network, FS1, TruTV, CW)	1-0		
On NBC Sports Bay Area	0-0		
On Mountain West Network	0-0		
Miscellaneous			
Current Streak	W1		
Home Streak	W1		
Road Streak	N/A		
		PRONUNCIATIONS	
		Jalen Apalit-Williams - Jay-lin Uh-Pahl-it Will-yums Sebastian Macaluso - Seb-ash-ten Maac-uh-loo-so	
		Dino Beslagic - Dee-no Bes-LAH-jick	Tevita Manukainiu - Tay-vita Mano-kyn-u
		Paolo Burak - PAH-oh-loh Bur-rahk	Akio Martinson - Ah-kee-oh Mar-tin-sun
		Trent Carrizosa - Care-i-zosa	Malikhi Miller - MAL-ih-Ki
		Greco Carrillo - GREH-koh ko-RIL-loh	Daniel Moleni - moh-LEN-ee
		Macloud Crowton - muh-KLOUD KROH-ton	Sione Nomani - see-OH-nay noh-MAH-nee
		Walker Eget - EE-get	Davis Salom - Suh-lahm
		Gafa Faga - No-fuh Fun-ah	Kyri Shoels - Ki-ree SHOH-ls
		Cooper Hoch - Hoke	Noa Siasoi - NOH-ah see-OH-see
		Malakai Hoeft - MAH-lah-kye heft	Marist Talavou - Mare-ist Taal-ih-voh
		Mata Hola - MAH-tah HOH-lah	Uluakinofa Taliauli - Oo-loo-ah-kee-no-fo Tah-lee-ah-oo-lee
		Laakea Kapoi - LAH-keh-ah kah-PDY	Soane Toia - So-ahn-eh Toe-eh-ah
		Kamaehu Kopa-Kaawalaule - Kah-muh-ay-hoo Koh-pah-kuh-ah-vuh-lay-oh-lay	
		Taniela Latu - Tan-yell-ah Lah-Too	David Tuihalangie - too-ee-ha-lan-gee-nee
		Quincy Likio - Lik-ee-oh	Tangata Tuitupou - ten-GAH-tuh too-EE

MEDIA INFORMATION

Credential Requests

Credentials are issued for news and editorial coverage on a case-by-case basis to those filing game stories, accredited members from established media outlets, and personnel assigned by the sports information office. Requests should be directed to Sky Kerstein, sky.kerstein@sjsu.edu. The credential recipient agrees to all conditions set forth by the University relating to conduct and print, video, audio, digital and photographic game coverage.

Football Press Box

The CEFCU Stadium press box is located on the 7th Street side of the stadium and is an open-air facility. Carry a jacket with you. The press box remains open three hours after each contest.

Football Game Day Parking

Media parking passes for home football games are issued by the athletics media relations office.

Football Telephone Lines & Wireless Internet

Nine telephone lines and wireless internet are available for the working media in the press box area.

Photographers

Credentials are issued to newspapers, wire services, video crews and team photographers. NCAA rules limit photographers to a wide area behind the restraining line around the playing field and outside the 25-yard lines.

Production Truck & Satellite Uplink Parking

Production truck and satellite uplink parking is on the 7th Street side of the stadium. Arrangements must be made to park a truck overnight inside CEFCU Stadium.

Radio Broadcasts

The radio broadcast booth for the designated official flagship station of the visiting team at CEFCU Stadium is Box A on the mezzanine level of the press box and has space for five working individuals. ISDN and regular telephone service are provided.

Scouts

Space limitations prohibit seating and standing in the press box for scouting purposes.

Statistics & Services

Game statistics, play-by-play accounts and post-game quotes are compiled and distributed. FAX service is available. A meal is available two hours before kickoff.

Team Practices

During the football season, the Spartans practice in the morning. In-person, post-practice interview opportunities with the student-athletes, generally, occur at approximately 11:45 a.m. on Monday, Tuesdays, Wednesdays and Thursdays. Please contact the media relations office in advance with an interview request. Ken Niumatalolo will have his weekly media availability at 1 p.m. every Tuesday in the press conference room of the new SAC building.

SJSU COMMUNICATIONS

Primary Football Contact:

SKY KERSTEIN ASSOCIATE ATHLETICS DIRECTOR FOR COMMUNICATIONS AND BROADCASTING

sky.kerstein@sjsu.edu

Cell: (703) 597-4950

Secondary Football Contact:

MATT LEVIN MULTIMEDIA SPECIALIST

matt.levin@sjsu.edu

Cell: (301) 525-6326

Communications:

AMY VILLA DIRECTOR OF MEDIA RELATIONS

amy.villa@sjsu.edu

Cell: (408) 421-8604

SAM MARTIN MULTIMEDIA SPECIALIST

sam.martin@sjsu.edu

Cell: (949) 793-5334

Mailing Address:

Alan B. Simpkins Athletics Administration Building
1393 South 7th Street
San Jose, CA 95008



WEEKLY SCHEDULE

1	2	3	4	5	6	7
SUNDAY	MONDAY	TUESDAY	WEDNESDAY	THURSDAY	FRIDAY	SATURDAY
No Media Availability	Practice - 10:45 a.m. - 12:30 p.m.	Practice - 9:40 a.m. - 11:30 a.m.	Practice - 9:40 a.m. - 11:30 a.m.	Practice - 9:40 a.m. - 11:30 a.m.	No media availability	Game - SJSU at Air Force at 4:00 p.m. (PT) on CBS Sports Network

HIGHLIGHTED PLAYERS-OFFENSE

QB



#9 Emmett Brown
 5-10, 187, So-R., San Marcos, Calif.

- Transferred from Washington State prior to 2024 season
- Threw for 298 yards and three touchdowns in his SJSU debut vs. Sac State (8/29/24)
- Played in one game at WSU going 2-for-4 for 14 yards (2023)
- Attended San Marcos High School



#5 Walker Eget
 6-3, 225, Jr-R., Santa Clarita, Calif.

- Did not play in a game (2023)
- Played in three games with one passing attempt (2022)
- Completed a redshirt season (2021)

RB



#6 Jabari Bates
 5-6, 166, So-R., Compton, Calif.

- Ran for 26 yards on six carries vs. Sac State (8/29/24)
- Played in all 13 games in 2023
- Finished 2023 with 11 carries for 30 yards and nine catches for 32 yards
- Career-high five rushes against Cal Poly (9/9/23)



#0 Floyd Chalk IV
 5-7, 200, Jr., Mission Hills, Calif.

- Transferred from Grambling State prior to 2024 season
- Ran for 87 yards on 18 carries and two touchdowns in SJSU debut vs. Sac State (8/29/24)
- Athlon Sports Preseason Mountain West Fourth-Team Offense (2024)
- Ran for 696 yards on 123 carries with a career-high nine touchdowns at Grambling St. (2023)

TE



#81 Jacob Stewart
 6-5, 227, Jr., Woodland, Calif.

- Transferred from Sacramento City College prior to 2024 season
- Had a 26 yard touchdown reception in SJSU debut vs. Sac State (8/29/24)
- 27 catches and 322 yards in his first season as a tight end in 2023
- Had two touchdown catches and averaged 11.9 yards per catch in 2023

#85 Jackson Canaan
 6-2, 226, Jr-R., Sacramento, Calif.

- Missed 2023 due to an injury
- Caught 67 passes for 744 yards and four touchdowns in 26 games in 2022
- Career-high three catches and first career TD at Utah State (11/19/22)

WR



#2 TreyShun Hurry
 6-2, 194, So., Palmdale, Calif.

- Transferred from Weber State prior to 2024 season
- Had two catches for 38 yards in SJSU debut vs. Sac State (8/29/24)
- Had 29 catches for 384 yards and one touchdown in 2023
- Had 115 yards receiving against Eastern Washington (10/21/23)

#14 Matthew Coleman
 6-0, 169, So-R., Carson, Calif.

- Had two catches for 19 yards vs. Sac State (8/29/24)
- Ended 2023 with 12 catches for 119 yards
- Mountain West Freshman of the Week (9/11/23)

WR



#11 Justin Lockhart
 6-3, 196, Sr-R., Los Angeles, Calif.

- Transferred from Nevada prior to 2022 season
- Caught first TD pass since 12/20/22, plus had 42 yards receiving vs. Sac State (8/29/24)
- Missed 2023 season due to injury
- Finished 2022 season with 36 catches for 578 yards and one touchdown

#13 Cooper Hoch
 6-3, 188, Fr-R., Costa Mesa, Calif.

- Played in one game in 2023
- Had 21 touchdown receptions his senior year at Corona del Mar HS and 30 for his high school career
- His mother, Tisha, was part of the '96 gold medal-winning women's soccer Team USA in the Atlanta Olympics and won the World Cup in 1999

WR



#3 Nick Nash
 6-3, 195, Sr-R., Irvine, Calif.

- All-Mountain West Second Team (2023)/Mountain West Offensive Player of the Week (8/28/23)
- Caught two touchdowns with a career-high 170 yards and threw a 26-yard TD vs. Sac State (8/29/24)
- Career-high's with 48 receptions, 728 yards, 8 touchdowns and averaging 15.2 yards per reception in 2023
- Three catches for 98 yards including a 51 yard reception at UNLV (11/25/23)

#1 Sawyer Deerman
 5-10, 185, Fr-R., Tuscaloosa, Ala.

- Transferred from Alabama prior to 2024 season
- Did not play in 2023
- Was a high school all-american his final season at Tuscaloosa HS

LT



#72 Nate Hale
 6-5, 300, Fr-R., Orange, Calif.

- Played in first career game vs. Sac State (8/29/24)
- Did not play in a game in 2023
- Played four seasons at offensive tackle earning three letters at Orange Lutheran HS
- Southern Section CIF Champion (2021-22)



#70 Malik Williams
 6-4, 302, Jr-R., Hayward, Calif.

- Transferred from Wyoming prior to 2022 season
- Started at left tackle vs. Sac State (8/29/24)
- Played in all 13 games including one start at guard vs. Air Force (9/22/23) and one start at tackle vs. Coastal Carolina in bowl (12/23/23)
- Had first career start at SJSU vs. UNLV (10/7/22)

LG



#74 Sione Nomani
 6-4, 315, Jr-R., Portland, Ore.

- Transferred from Utah State prior to 2024 season
- Started at left guard vs. Sac State (8/29/24)
- Did not play at Utah State in 2023
- Played in all games at right guard at Snow College in 2022-23



#69 Uluakinofa 'Nofo' Taliaili
 6-3, 294, So-R., Millbrae, Calif.

- Started at right guard vs. Sac State (8/29/24)
- Played in three games in a backup role in 2023
- Did not play in a game in 2022
- 2021 First-team All-WCAL selection

C



#62 Tyler Chen
 6-3, 260, Fr-R., Rancho Cucamonga, Calif.

- Transferred from Weber State (spring) prior to 2024 season
- Started at center vs. Sac State (8/29/24)
- Played four games at Utah Tech in 2023
- Played football at Adrian Wilcox High School in Santa Clara, Calif. prior to Rancho Cucamonga High School



#60 Hudson Mesa
 6-1, 278, Jr-R., Los Gatos, Calif.

- Moved to center in game vs. Sac State (8/29/24)
- Did not appear in a game in 2023
- Played in two games in 2022

RG



#61 Marist Talavou
 6-3, 338, Sr-R., Norwalk, Calif.

- Transferred from Utah prior to 2022 season
- Did not play vs. Sac State (8/29/24)
- Started 12 games, missed one game due to injury in 2023
- Had first start vs. WMU (9/24/22) and started two games in 2022

#69 Uluakinofa 'Nofo' Taliaili
 6-3, 294, So-R., Millbrae, Calif.

- Started at right guard vs. Sac State (8/29/24)
- Played in three games in a backup role in 2023
- Did not play in a game in 2022

RT



#79 Paseti Lapuaho
 6-5, 285, Jr., West Valley City, Utah.

- Transferred from Weber State prior to 2024 season
- Started at right tackle in SJSU debut vs. Sac State (8/29/24)
- Played in five games in 2023 at Weber State
- Played in one game in 2022 at Weber State



#54 Daniel Moleni
 6-4, 280, Jr., West Valley City, Utah

- Transferred from City College of San Francisco prior to 2024 season
- Played in first game at SJSU vs. Sac State (8/29/24)
- Played two seasons at City College of SF
- First Team All-California

Year	GP	Cmp.	Att.	Pct.	Yds.	TD/INT
2024	1	20	34	58.8	298	3/1
Career	2	22	38	57.9	312	3/2
Car. Highs:	20	34	---	298	3/1	

Year	GP	Cmp.	Att.	Pct.	Yds.	TD/INT
2024	1	0	0	0.0	0	0/0
Career	4	1	9	8.0	8	0/0
Car. Highs:	1	8	---	8	0/0	

Year	GP	Rush	Yds.	Avg.	TD	Long
2024	1	6	26	4.3	0	10
Career	17	17	56	3.3	0	10
Car. Highs:	6	26	---	0	10	

Year	GP	Rec.	Yds.	Avg.	TD	Long
2024	1	2	38	19.0	1	26
Career	17	17	1158	5.6	12	49
Car. Highs:	22	172	---	2	49	

Year	GP	Rec.	Yds.	Avg.	TD	Long
2024	1	18	87	4.8	2	27
Career	22	205	1158	5.6	12	49
Car. Highs:	22	172	---	2	49	

Year	GP	Rec.	Yds.	Avg.	TD	Long
2024	1	0	0.0	0	0	0
Career	39	107	1,364	12.7	6	82
Car. Highs:	8	116	---	1	82	

Year	GP	Rec.	Yds.	Avg.	TD	Long
2024	1	4	42	10.5	1	13
Career	39	107	1,364	12.7	6	82
Car. Highs:	8	116	---	1	82	

Year	GP	Rec.	Yds.	Avg.	TD	Long
2024	1	0	0.0	0	0	0
Career	0	0	---	0	0	0

Year	GP	Rec.	Yds.	Avg.	TD	Long
2024	1	10	170	17.0	2	26
Career	44	69	1000	14.5	11	58
Car. Highs:	10	170	---	3	58	

Year	GP	Rec.	Yds.	Avg.	TD	Long
2024	0	0	0.0	0	0	0
Career	0	0	---	0	0	0

Year	GP
2024	1
Career	1

Year	GP
2024	1
Career	24

Year	GP
2024	1
Career	4

Year	GP
2024	1
Career	5

Year	GP
2024	1
Career	3

Year	GP
2024	0
Career:	23

Year	GP
2024	1
Career:	4

Year	GP
2024	1
Career	7

Year	GP
2024	1
Career	1

HIGHLIGHTED PLAYERS-SPECIAL TEAMS

K




#11 Kyler Halvorsen
5-10, 183, Sr., Honolulu, Hawai'i

- First year kicking field goals in 2023
- Went 10-for-15 on field goals and 54-for-55 on extra points in 2023
- Made a career best three field goals (22, 25, 30) at UNLV (11/25/23)
- Made a 35-yard field goal against SDSU (11/18/23)

Year	GP	FG	FGA	Lg.	PAT	Pts.
2024	1	0	1	0	6-6	6
Career	40	10	16	49	60-61	90
Car. Highs:	3	3	49	7-7	13	

P



#39 Dino Beslagic
6-4, 207, So-R., Santa Clara, Cali

- Made collegiate debut and had one punt for 33 yards that landed inside the 20 vs. Sac State (8/29/24)
- Has not played in a game in two years at SJSU
- Played three seasons of football at Santa Clara High School
- Had fourth highest yards per punt in California in 2021



#49 Trent Carrizosa
6-4, 250, So., San Jose, Calif.

- Transferred from Colorado prior to 2024 season
- Made his SJSU debut and had three punts for 123 yards including one inside the 20 vs. Sac State (8/29/24)
- Appeared in nine games as a freshman at Colorado in 2022
- Punted 46 times in 2022 at Colorado, netting 1,877 total yards to average 40.8 yards per punt

Year	GP	Punt	Yds.	Avg.	I-20	LG
2024	1	1	33	33.0	1	33
Career	1	1	33	33.0	1	33
Car. Highs	1	33	33.0	1	33	

Year	GP	Punt	Yds.	Avg.	I-20	LG
2024	1	3	123	41.0	1	44
Career	11	49	2000	40.8	12	52
Car. Highs	9	367	46.2	3	52	

LS



#40 Davis Salom
6-1, 265, Jr-R., San Jose, Calif.

- Appeared in one game in 2024, 23, 22, 20
- Mountain West All-Academic Team Honoree (2020)
- Played in Offerpad Arizona Bowl (2020)

Year	GP
2024	1
Career	4

KR



#6 Jabari Bates
5-6, 166, So-R., Compton, Calif.

- Had two kick returns for 25 yards vs. Sac State (8/29/24)
- Appeared in 13 games in 2023
- Had nine kick returns for 163 yards in 2023



#2 DJ Harvey
5-11, 190, Jr-R., Palmdale, Calif.

- Transferred from Virginia Tech prior to 2023 season
- Returned one kick for two yards in 2023
- Never returned a kick at Virginia Tech

Year	PR/Yds.	Lg.	KR/Yds.	Lg.	TD
2024	0/0	0	2/35	24	0
Career	0/0	0	11/198	24	0
Car. Highs:	N/A	0	N/A	24	0
Year	PR/Yds.	Lg.	KR/Yds.	Lg.	TD
2024	0/0	0	0/0	0	0
Career	14/26	9	1/2	2	0
Car. Highs:	N/A	9	N/A	2	0

PR



#14 Matthew Coleman
6-0, 170, So-R., Carson, Calif.

- Mountain West Freshman of the Week (9/11/23)
- One punt return for 44 yards at UNM (10/14/23)
- Took first punt return 75 yards to the house vs. Cal Poly (9/9/23)

#2 DJ Harvey
5-11, 190, Jr-R., Palmdale, Calif.


- Transferred from Virginia Tech prior to 2023 season
- One punt and one kick return at UNM (10/14/23)
- Had three punt returns at Toledo (9/16/23)

Year	PR/Yds.	Lg.	KR/Yds.	Lg.	TD
2024	1/2	2	0/0	0	0
Career	4/139	75	0/0	0	1
Car. Highs:	N/A	75	N/A	2	1
Year	PR/Yds.	Lg.	KR/Yds.	Lg.	TD
2024	0/0	0	0/0	0	0
Career	14/26	9	1/2	2	0
Car. Highs:	N/A	9	N/A	0	0

PREVIOUS GAMES

OPPONENT/SCORE	US/THEM					
	RUSH ATT-YDS	COMP-ATT-INT	PASS YDS	PLAYS-YDS	RETURN YDS	PEN-TO'S
Sacramento State	31-63/41-177	21-35-1/21-41-2	324/179	66-387/82-356	49/100	9-3/8-5
At Air Force*	0-0/0-0	0-0-0/0-0-0	0/0	0-0/0-0	0/0	0-0/0-0
Kennesaw State	0-0/0-0	0-0-0/0-0-0	0/0	0-0/0-0	0/0	0-0/0-0
At Washington State	0-0/0-0	0-0-0/0-0-0	0/0	0-0/0-0	0/0	0-0/0-0
Nevada*	0-0/0-0	0-0-0/0-0-0	0/0	0-0/0-0	0/0	0-0/0-0
At Colorado State*	0-0/0-0	0-0-0/0-0-0	0/0	0-0/0-0	0/0	0-0/0-0
Wyoming*	0-0/0-0	0-0-0/0-0-0	0/0	0-0/0-0	0/0	0-0/0-0
At Fresno State*	0-0/0-0	0-0-0/0-0-0	0/0	0-0/0-0	0/0	0-0/0-0
At Oregon State	0-0/0-0	0-0-0/0-0-0	0/0	0-0/0-0	0/0	0-0/0-0
Boise State*	0-0/0-0	0-0-0/0-0-0	0/0	0-0/0-0	0/0	0-0/0-0
UNLV*	0-0/0-0	0-0-0/0-0-0	0/0	0-0/0-0	0/0	0-0/0-0
Stanford	0-0/0-0	0-0-0/0-0-0	0/0	0-0/0-0	0/0	0-0/0-0

TEAM COMPARISON

STATISTIC		CONF	FBS	AF	CONF	FBS
Rushing Offense (YPG)	63	10th	114th	166	7th	69th
Passing Offense (YPG)	324	2nd	30th	71	12th	127th
Total Offense (YPG)	387	5th	79th	237	10th	119th
Scoring Offense (PPG)	42	3rd	41st	21	9th	98th
Rushing Defense (YPG)	177	9th	99th	114	4th	58th
Pass Defense (YPG)	179	4th	66th	103	1st	116th
Total Defense (YPG)	356	6th	86th	217	2nd	31st
Scoring Defense	24	6th	85th	6	1st	28th
Tackles For Loss	9	2nd	22nd	5	8th	78th
Net Punting	37	6th	85th	32.3	11th	110th
Punt Returns (AVG)	2	8th	82nd	24	2nd	10th
Kickoff Returns (AVG)	15.7	4th	80th	-	-	-
Sacks	2	5th	50th	1	9th	80th
Turnover Margin	+2	3rd	12th	+3	1st	3rd
3rd Down Conv. Off %	46%	3rd	63rd	41%	4th	75th
3rd Down Conv. Def %	44%	7th	97th	20%	4th	75th
Red Zone Offense %	100%	1st	1st	75%	8th	93rd
Red Zone Defense %	80%	4th	61st	50%	2nd	28th



CATEGORY	PLAYER	STAT	CONF RANK	PLAYER	STAT	CONF RANK
RUSH YDS	Chalk IV	87	8th	Allen	63	15th
PASS YDS	Brown	298	3rd	Busha	71	10th
RECEPTIONS	Nash	10	3rd	Six tied	1	N/A
REC YDS	Nash	170	3rd	Calvert/Roberson	21	N/A
INTS	Dansby/Powell	1	2nd	-	-	-
SACKS	Hampsten/Rahimi	1	2nd	Zdroik	1	2nd
TACKLES	Cobbs	11	1st	Santiago/Uyl	6	27th
TFL's	Hampsten/Rahimi	2	4th	Zdroik	2.5	2nd
FG's	Halvorsen (0/1)	0%	N/A	Dapore (0/1)	0%	N/A

THE LAST TIME

A PLAYER RUSHED FOR 200 OR MORE YARDS IN A GAME: Kairee Robinson had 200 yards rushing and two touchdowns as the Spartans beat Fresno State 42-18, on November 11, 2023... **and by the opponent:** Hawaii running back Diocemy Saint Juste (39 for 202 and two TDs) as Hawai'i defeated San Jose State, 37-26, on October 14, 2017.

TWO OR MORE TEAMMATES RUSHED FOR 100 OR MORE YARDS IN A GAME: Running backs Kairee Robinson and Quali Conley combined for 258 yards rushing at New Mexico on October 14, 2023... **and by the opponent:** Running backs Emmanuel Michel (148 yards) and John Lee Eldridge (102 yards) for Air Force on September 22, 2023.

TWO SPARTANS RUSHED 70 OR MORE YARDS ON SEPARATE PLAYS IN A GAME FOR A TOUCHDOWN : Malike Roberson (87 yards) and Zamore Zigler (74 yards), both in the fourth quarter as the Spartans beat Portland State, 66-35, on September 10, 2016.

A PLAYER CAUGHT 10 OR MORE PASSES IN A GAME: Nick Nash (10 for 170 yards and two TD's) in a 42-24 win over Sac State on Aug. 29, 2024... **and by the opponent:** Willie Fairman of Northern Colorado (10 for 53 yards) in the Spartans' 35-18 win on August 29, 2019.

A RECEIVER GAINED AT LEAST 200 YARDS IN A GAME: Bailey Gaitner (10 for 208 yards and one TD) in a 38-21 win over New Mexico on October 31, 2020... **and by the opponent:** Davante Adams (13 for 264 yards and three TDs) in the Spartans' 62-52 win over Fresno State on November 29, 2013.

TWO OR MORE TEAMMATES GAINED AT LEAST 100 RECEIVING YARDS IN A GAME: Bailey Gaitner (10 for 208 yards and 1 TD) and Tre Walker (9 for 107 yards and 2 TDs) in the Spartans' loss to UNLV, 38-35, on November 23, 2019... **and by the opponent:** Quinton Patton (10 for 125 yards and two TDs) and Myles White (7 for 126 and one TD) as San José State defeated Louisiana Tech, 52-43, on

November 24, 2012.

THREE TEAMMATES GAINED AT LEAST 100 RECEIVING YARDS IN A GAME: Chandler Jones (8 for 146 yards and three TDs), Tyler Winston (10 for 164 yards and one TD) and Kyle Nunn (10 for 160 yards and two TDs) as the Spartans beat #16-Fresno State, 62-52, on November 29, 2013... **and by the opponent:** Ryan Grice-Mullen (14 for 175 yards and one TD), Davone Bess (12 for 140 and one TD) and Jason Rivers (12 for 138 and one TD) in a 42-35 overtime loss to Hawai'i on October 12, 2007.

A PASSER COMPLETED 35 OR MORE PASSES IN A GAME: Josh Love completed 37-of-56 passes with four interceptions for 465 yards and three TDs in a 38-35 loss at UNLV on November 23, 2019...**and by the opponent:** Derek Carr (38-of-50 with one interception and six TDs) in San José State's 62-52 win on November 29, 2013.

A PASSER PASSED FOR 400 OR MORE YARDS IN A GAME: Nick Starkel threw for 453 yards on 32-of-52 passing with no interceptions and three TDs in a 34-20 win over Boise State on December 19, 2020 ... **and by the opponent:** Jordan Love (491 yards and five TDs) in Utah State's 62-24 win over San José State on November 10, 2018.

AN INTERCEPTION WAS RETURNED FOR A TOUCHDOWN: Michael Dansby returned an interception 98 yards four a touchdown against No. 25 Fresno State in a 42-18 win on November 11, 2023. **and by the opponent:** Toledo's Chris McDonald retruned an interception 25 yards four a touchdown on September, 16, 2023.

MORE THAN ONE INTERCEPTION IN GAME WAS RETURNED FOR A TOUCHDOWN: Kyle Flynn (90 yards) and Duke Ihenacho (43 yards) in a 31-14 win at New Mexico State on October 18, 2008...**and by the opponent:** Dameon Baber (100 and 39 yards) as Nevada defeated San José State, 59-14, on November 11, 2017.

A PLAYER INTERCEPTED TWO OR MORE PASSES IN A GAME: Brandon Ezell intercepted two passes in the 32-21 New Mexico win on October 4, 2019...**and by the opponent:** Nevada's Dameon Baber intercepted two passes and scored on both of them in the Wolf Pack's 59-14 win on November 11, 2017.

A SPARTAN RETURNED AN INTERCEPTION FOR A TOUCHDOWN IN CONSECUTIVE GAMES: Duke Ihenacho on 43-yard returns against Utah State and New Mexico State in 2008.

A PUNT WAS RETURNED FOR A TOUCHDOWN: Matthew Coleman returned a 75 yard touchdown against Cal Poly on September 9, 2023...**and by the opponent:** Utah State's Jaden Smith returned a punt 56 yards for a touchdown on November 19, 2022.

A BLOCKED PUNT RESULTED IN A SPARTAN TOUCHDOWN: Keynan Higgins blocked a punt and Justin Stearns ran it back for a seven yard touchdown at New Mexico on October 14, 2023.

A BLOCKED PUNT RESULTED IN AN OPPONENT TOUCHDOWN: Utah State's Ike Larsen blocked a punt that was returned by Jaden Smith 56 yards for a touchdown on November 19, 2022.

A KICKOFF WAS RETURNED FOR A SPARTAN TOUCHDOWN: Shamar Garrett returned a kickoff 98 yards in the Spartans' 30-20 win over Nevada on December 11, 2020.

A KICKOFF WAS RETURNED BY AN OPPONENT FOR A TOUCHDOWN: Zachariah Branch returned a kickoff 96 yards for a No. 6 USC touchdown on August 26, 2023.

A FUMBLE RESULTED IN A SPARTAN TOUCHDOWN: Sam Olson picked up a fumble in the end zone for a touchdown against No. 17 Oregon State on September 3, 2023.

A FUMBLE RESULTED IN AN OPPONENT TOUCHDOWN: Army West Point's James Nachtigal picked up a San José State fumble and ran 52 yards for a touchdown in a 52-3 win over the Spartans on October 13, 2018.

A PLAYER SCORED THREE OR MORE TOUCHDOWNS IN A GAME: Kairee Robinson scored four touchdowns for the Spartans (197 total yards), three on the ground and one in the air, against New Mexico on October 14, 2023... **and by the opponent:** Utah State's Darwin Thompson rushed 15 times for 140 yards and one touchdown and caught four passes for 115 yards and two TDs in Utah State's 62-24 win over the Spartans on November 10, 2018.

A SPARTAN SAFETY WAS SCORED: San José State scored a safety when Noah Wright and Bryun Parham tackled Wyoming's Titus Swen in the end zone in a 33-16 win at Wyoming on October 1, 2022.

AN OPPONENT SAFETY WAS SCORED: Fresno State scored a safety when San José State quarterback Josh Love was tackled in the end zone by Justin Rice on November 30, 2019.

TWO BROTHERS SCORED IN THE SAME SAN JOSÉ STATE GAME: James Callier, Jr., caught a 2-point conversion pass and James T. Callier caught an 8-yard touchdown pass in the Spartans' 31-21 win at New Mexico State on November 4, 2006.

A PLAYER KICKED THREE OR MORE FIELD GOALS: Kyle Halvorsen kicked field goals of 22, 25 and 30 yards in the Spartans 37-31 win over UNLV on November 25, 2023 ...**and by the opponent:** Northern Colorado's Colin Root kicked field goals of 52, 36, and 36 yards in a 35-18 loss to San Jose State on August 29, 2019.

A SPARTAN LED THE NATION IN A STATISTICAL CATEGORY AT THE END OF A SEASON: Frank Ginda was the national leader in total tackles in 2017. He was credited with 173 tackles and a 13.3 per game average.



A DEFENSIVE EXTRA-POINT WAS SCORED IN A SAN JOSÉ STATE GAME: Eastern Michigan scored a defensive extra point when EMU blocked an SJSU extra point and Tristen Hines returned it for two points on December 20, 2022.

MORE THAN 60 POINTS WERE SCORED BY ONE TEAM: The Spartans scored 66 points in a 66-35 win over Portland State on September 10, 2016... **and by the opponent:** Utah State defeated San José State, 62-24, on November 10, 2018.

MORE THAN 100 POINTS WERE SCORED IN A SAN JOSÉ STATE GAME: San José State and Portland State combined for 101 points in a 66-35 Spartan victory on September 10, 2016. There are 11 times in school history in which 100 or more points were scored in a football game.

SAN JOSÉ STATE SCORED 28 OR MORE POINTS IN A QUARTER: The Spartans scored 30 points in the third quarter of a 42-30 loss to Colorado State on October 6, 2018.

THE OPPONENT SCORED 28 OR MORE POINTS IN A QUARTER: Utah State scored 28 points in the second quarter of a 62-24 win over the Spartans on November 10, 2018.

SAN JOSÉ STATE OVERCAME A DEFICIT OF 14 OR MORE POINTS TO WIN: San José State erased a 14-0 1st quarter lead to beat Sac State 42-24 on Aug. 29, 2024.

THE OPPONENT OVERCAME A DEFICIT OF 14 OR MORE POINTS TO WIN: San José State led Boise State, 17-0, in the second quarter, but lost, 42-28, on Oct. 7, 2023.

SAN JOSÉ STATE WON A GAME ON THE FINAL PLAY: Placekicker Nick Gilliam booted a 37-yard field goal as San José State defeated Illinois, 38-35, on September 21, 2002.

SAN JOSÉ STATE LOST A GAME ON THE FINAL PLAY: Nevada kicker Brandon Talton kicked a 40-yard field goal as the Wolf Pack defeated the Spartans, 41-38, on October 12, 2019.

A SHUTOUT WAS RECORDED: San José State shut out Hawai'i, 35-0, on October 28, 2023... **and by the opponent:** Washington State blanked the Spartans, 31-0, on September 8, 2018.

SAN JOSÉ STATE DEFEATED A NATIONALLY-RANKED OPPONENT: San José State defeated No. 25 Fresno State, 42-18 on November 11, 2023.

THE SPARTANS PLAYED AN OVERTIME GAME: The Spartans lost to Hawai'i, 44-41, in five overtimes on September 29, 2018.

THE SPARTANS HAD A WINNING SEASON: The Spartans finished 2023 going 7-6.

THE SPARTANS WENT TO A BOWL GAME: The Spartans faced Coastal Carolina in the EasyPost Hawai'i bowl, December 23, 2023.

2024 SJSU ROSTER

No.	Name	Pos.	Ht.	Wt.	Class	Hometown
7	Jalen Apalit-Williams	DB	6-1	192	Jr-R.	Martinez, Calif.
15	Jalen Bainer	CB	5-10	183	Jr-R.	San Marcos, Calif.
64	Nathan Balestrieri	OL	6-1	303	Fr-R.	Walnut Creek, Calif.
6	Jabari Bates	RB	5-7	166	So-R.	Compton, Calif.
39	Dino Beslagic	P	6-4	207	So-R.	Santa Clara, Calif.
27	Joseph Bey	DB	6-1	195	Fr.	San Jose, Calif.
28	Jean Boyd III	DB	6-1	195	Jr-R.	Tempe, Ariz.
9	Emmett Brown	QB	5-10	187	So-R.	San Marcos, Calif.
99	Mathias Brown	K	6-0	155	Fr.	Fullerton, Calif.
68	Mitchell Brown	OL	6-3	259	Fr.	San Jose, Calif.
0	Kejuan Bullard, Jr.	DB	6-1	188	So-R.	Watts, Calif.
22	Paolo Burak	RB	5-11	215	So.	San Diego, Calif.
85	Jackson Canaan	TE	6-2	226	Jr-R.	Sacramento, Calif.
12	Greco Carrillo	CB	5-9	167	Fr.	Sacramento, Calif.
49	Trent Carrizosa	P	6-4	250	So.	San Jose, Calif.
0	Floyd Chalk IV	RB	5-7	200	Jr.	Mission Hills, Calif.
62	Tyler Chen	OL	6-3	260	Fr-R.	Rancho Cucamonga, Calif.
44	Alexander Cobbs	LB	6-3	223	Fr-R.	Long Beach, Calif.
8	Jordan Cobbs	LB	6-1	235	Sr-R.	Oakland, Calif.
14	Matthew Coleman	WR	6-0	169	So-R.	Carson, Calif.
21	Kayden Collins	RB	6-0	164	So-R.	Canoga Park, Calif.
15	Macloud Crowton	QB	5-11	191	Jr.	St. George, Utah
16	Naseri Danielson	LB	6-0	195	Fr-R.	Stockton, Calif.
25	Michael Dansby	DB	6-0	179	Jr.	Oakland, Calif.
65	Denaris DeRosa, Jr.	OL	6-2	273	So-R.	Redwood City, Calif.
1	Sawyer Deerman	WR	5-10	185	Fr-R.	Tuscaloosa, Ala.
5	Walker Eget	QB	6-3	225	Jr-R.	Santa Clarita, Calif.
46	Matthew Fadelli	LS	5-9	198	Jr.	Belmont, Calif.
50	Gafa Faga	DL	6-2	296	Jr.	Alao, American Samoa
93	Etu Finau	DL	6-4	260	Jr.	Oakland, Calif.
23	Roy Gardner	WR	5-9	156	Fr-R.	Mountain House, Calif.
72	Nate Hale	OL	6-5	300	Fr-R.	Orange, Calif.
11	Kyler Halvorsen	K	5-11	175	Sr.	Honolulu, Hawai'i
37	Dylan Hampsten	DL	6-3	237	Fr-R.	Santa Clarita, Calif.
75	Joseph Harbert	OL	6-3	290	So-R.	San Francisco, Calif.
2	DJ Harvey	DB	5-11	174	Jr-R.	Palmdale, Calif.
13	Cooper Hoch	WR	6-3	188	Fr-R.	Costa Mesa, Calif.
24	Malakai Hoeft	LB	6-2	218	Jr.	Belmont, Calif.
94	Mata Hola	DL	6-2	260	Jr-R.	Sandy, Utah
28	Zack Homan	RB	5-11	205	Fr.	Sebastopol, Calif.
88	Miles Hull	WR	6-0	165	Fr.	Agoura Hills, Calif.
2	TreyShun Hurry	WR	6-2	194	So.	Palmdale, Calif.
96	Reggie Jones, Jr.	DL	6-2	300	So-R.	Lancaster, Calif.
73	Laakea Kapoi	OL	6-3	313	So-R.	Honolulu, Hawai'i
83	Kamaehu Kopa-Kaawalauole	TE	6-4	212	Fr-R.	Ewa Beach, Hawai'i
79	Peseti Lapuaho	OL	6-5	285	Jr.	West Valley City, Utah
4	Taniela Latu	LB	6-2	233	Sr.	San Mateo, Calif.
16	CJ Lee	QB	6-2	160	Fr.	Sacramento, Calif.
18	Dylan Lee	LB	6-1	227	Fr-R.	French Camp, Calif.
99	Nate Lewis	DL	6-5	247	So-R.	Carmichael, Calif.
66	Will Leys	OL	6-2	285	So-R.	Irvine, Calif.
91	Quincy Likio	DL	6-2	282	Sr.	Kapahulu, Hawai'i
11	Justin Lockhart	WR	6-3	196	Sr-R.	Los Angeles, Calif.
86	Skylar Loving-Black	TE	6-3	240	Sr-R.	San Jose, Calif.
24	Sebastian Macaluso	WR	6-0	179	Sr-R.	Oxnard, Calif.
71	Tevita Manukainiu	OL	6-8	300	Fr.	Shoreview, Calif.
90	Akio Martinson	DL	6-1	298	Fr-R.	Loomis, Calif.
33	Gregory McClendon III	LB	6-4	210	Fr.	Los Angeles, Calif.
9	Noah McNeal-Franklin	LB	6-0	210	Jr-R.	Vallejo, Calif.
60	Hudson Mesa	OL	6-1	278	Jr-R.	Los Gatos, Calif.
40	Kade Millard	DL	6-2	230	Fr.	Dublin, Calif.
12	Malikhi Miller	WR	6-4	211	Sr-R.	Oakland, Calif.
54	Daniel Moleni	OL	6-4	280	Jr.	West Valley City, Utah
3	Nick Nash	WR	6-3	195	Sr-R.	Irvine, Calif.
74	Sione Nomani	OL	6-4	315	Jr-R.	Portland, Ore.
87	Grant Norberg	TE	6-7	240	Sr-R.	San Diego, Calif.
97	John Norwood	LB	6-3	209	So-R.	Milpitas, Calif.
31	Hunter Nowell	DB	6-1	210	Fr-R.	Huntington Beach, Calif.
63	Mohammad Othman	OL	6-6	275	Fr.	Elk Grove, Calif.
78	David Perez	OL	6-3	280	Fr.	Downey, Calif.
38	Nassir Pitters	LB	6-0	200	Fr-R.	Vallejo, Calif.
10	Jordan Pollard	LB	6-0	193	Jr.	Los Angeles, Calif.
26	Ethan Powell	LB	6-2	217	Jr.	San Bernadino, Calif.

Numerical Roster

0	Kejuan Bullard, Jr.	DB
0	Floyd Chalk IV	RB
1	Sawyer Deerman	WR
1	Robert Rahimi	S
2	DJ Harvey	DB
2	TreyShun Hurry	WR
3	Nick Nash	WR
4	Taniela Latu	LB
4	Kyri Shoels	WR
5	Walker Eget	QB
5	Larry Turner-Gooden	S
6	Jabari Bates	RB
6	Amir Wallace	DB
7	Jalen Apalit-Williams	DB
7	Xavier Ward	QB
8	Jordan Cobbs	LB
9	Emmett Brown	QB
9	Noah McNeal-Franklin	LB
10	Jordan Pollard	LB
11	Kyler Halvorsen	K
11	Justin Lockhart	WR
12	Greco Carrillo	CB
12	Malikhi Miller	WR
13	Cooper Hoch	WR
14	Matthew Coleman	WR
15	Jalen Bainer	CB
15	Macloud Crowton	QB
16	Naseri Danielson	LB
16	CJ Lee	QB
17	Zavion Reese	DB
18	Dylan Lee	LB
19	David Tuihalangie	LB
20	Isiah Revis	DB
21	Kayden Collins	RB
22	Paolo Burak	RB
23	Roy Gardner	WR
23	Justin Stearns	DE
24	Malakai Hoeft	LB
24	Sebastian Macaluso	WR
25	Michael Dansby	DB
26	Ethan Powell	LB
26	Lamar Radcliffe	RB
27	Joseph Bey	DB
28	Jean Boyd III	DB
28	Zack Homan	RB
29	Jaylen Thomas	DB
31	Hunter Nowell	DB
32	Caleb Womack	CB
33	Gregory McClendon III	LB
34	Viliami Teu	RB
35	Luke Richey	LB
37	Dylan Hampsten	DL
38	Nassir Pitters	LB
39	Dino Beslagic	P
40	Kade Millard	DL
40	Davis Salom	LS
41	Matt Robinson	LB
42	Soane Toia	DL
43	John Ward	LB
44	Alexander Cobbs	LB
45	Pau Reed	DL
46	Matthew Fadelli	LS
48	Dejon Roney	DL
49	Trent Carrizosa	P
50	Gafa Faga	DL
53	Brady Van Bennekum	LB
54	Daniel Moleni	OL
60	Hudson Mesa	OL
61	Marist Talavou	OL
62	Tyler Chen	OL
63	Mohammad Othman	OL
64	Nathan Balestrieri	OL
65	Denaris DeRosa, Jr.	OL
66	Will Leys	OL
67	Justice Turner	OL
68	Mitchell Brown	OL
69	Uluakinofa Taliuoli	OL

2024 SJSU ROSTER

No.	Name	Pos.	Ht.	Wt.	Class	Hometown
26	Lamar Radcliffe	RB	6-2	220	Fr.	Sacramento, Calif.
1	Robert Rahimi	S	6-1	204	Sr.	Santa Ana, Calif.
45	Pau Reed	DL	6-3	251	Jr.	San Jose, Calif.
17	Zavion Reese	DB	6-0	193	Jr-R.	San Marcos, Calif.
20	Isiah Revis	DB	5-10	189	Jr-R.	Las Vegas, Nev.
35	Luke Richey	LB	6-3	210	Fr.	Morgan Hill, Calif.
41	Matt Robinson	LB	5-9	228	Fr.	Sacramento, Calif.
48	Dejon Roney	DL	6-1	269	Jr.	Rancho Cucamonga, Calif.
40	Davis Salom	LS	6-1	265	Jr-R.	San Jose, Calif.
76	Manuel Serna	OL	6-5	295	Fr.	Pittsburg, Calif.
4	Kyri Shoels	WR	6-2	170	Jr.	Las Vegas, Nev.
92	Noa Siaoosi	DL	6-2	250	Fr.	Vacaville, Calif.
23	Justin Stearns	DE	6-2	245	So-R.	San Diego, Calif.
81	Jacob Stewart	TE	6-5	227	Jr.	Woodland, Calif.
61	Marist Talavou	OL	6-3	338	Sr-R.	Norwalk, Calif.
69	Uluakinofo Taliauli	OL	6-3	294	So-R.	Millbrae, Calif.
34	Viliami Teu	RB	5-10	215	Fr-R.	East Palo Alto, Calif.
29	Jaylen Thomas	DB	5-11	205	Fr.	Los Gatos, Calif.
42	Soane Toia	DL	6-0	278	Sr.	Nuku'alosa, Tonga
19	David Tuihalangingie	LB	5-11	190	Jr.	Humble, Texas
95	Tangata Tuitupou	DL	6-4	234	Jr-R.	Los Banos, Calif.
67	Justice Turner	OL	6-3	280	Fr.	Staten Island, N.Y.
5	Larry Turner-Gooden	S	5-11	212	So-R.	South Central Los Angeles, Calif.
53	Brady Van Bennekum	LB	6-2	207	Fr-R.	Santa Clarita, Calif.
6	Amir Wallace	DB	6-0	185	Sr-R.	Fairfield, Calif.
43	John Ward	DL	6-4	245	Sr-R.	Palmdale, Calif.
7	Xavier Ward	QB	6-2	215	Jr-R.	Corona, Calif.
70	Malik Williams	OL	6-4	302	Jr-R.	Hayward, Calif.
32	Caleb Womack	CB	5-10	178	So-R.	Santa Cruz, Calif.
70	Malik Williams	OL				
71	Tevita Manukainiu	OL				
72	Nate Hale	OL				
73	Laakea Kapoi	OL				
74	Sione Nomani	OL				
75	Joseph Harbert	OL				
76	Manuel Serna	OL				
78	David Perez	OL				
79	Peseti Lapuahou	OL				
81	Jacob Stewart	TE				
83	Kamaehu Kopa-Kaawalaule	TE				
85	Jackson Canaan	TE				
86	Skylar Loving-Black	TE				
87	Grant Norberg	TE				
88	Miles Hull	WR				
90	Akio Martinson	DL				
91	Quincy Likio	DL				
92	Noa Siaoosi	DL				
93	Etu Finau	DL				
94	Mata Hola	DL				
95	Tangata Tuitupou	DL				
96	Reggie Jones, Jr.	DL				
97	John Norwood	LB				
99	Mathias Brown	K				
99	Nate Lewis	DL				



SJSU
SPARTANS

SPORTS MEDIA NETWORK

GAMES PLAYED

Career:
59, by Tre Jenkins (2019-23)
59, by Jaime Navarro (2018-23)

RUSHING

MOST ATTEMPTS

Game:
43 (286 yards), by Nathan DuPree at UNLV, (10-31-92),
43 (253 yards), by Sheldon Canley at UNLV, (9-22-90).

Season:
296 (1,248 yards), by Sheldon Canley (1990).

Career:
602 (3,515 yards), by Deoncé Whitaker (1998-01).

AVERAGE ATTEMPTS PER GAME

Season:
26.9 (296 in 11 games), by Sheldon Canley (1990).

Career:
24.1 (530 in 22 games), by Gerald Willhite (1980-81).

MOST RUSHING YARDS GAINED

Game:
300 (42 attempts), by Tyler Ervin vs. Fresno State, (9-26-15).

Game, Freshman:
187 (28 attempts), by Jarrod Lawson at UNLV, (11-02-13).

Game, Opponent:
300 (23 attempts), by LaDainian Tomlinson, TCU, (10-9-99).

Bowl Game:
164 (23 attempts), by Sheldon Canley vs. Central Michigan (California Raisin Bowl - 12-8-90).

Season:
1,601 (294 attempts), by Tyler Ervin (2015).

Season, Freshman:
788 (164 attempts), by Jarrod Lawson (2013).

Career:
3,515 (602 attempts), by Deoncé Whitaker (1998-99-00-01).

MOST RUSHING YARDS BY A QUARTERBACK

Game:
117 (8 attempts), by Doug Allen at Fresno State, (10-12-85).

Season:
415 (114 attempts), by Kenny Potter (2015).

Career:
737 (250 attempts), by Kenny Potter, (2015-16).

MOST GAMES GAINING 100 YARDS RUSHING

Season:
8, by Deoncé Whitaker (2000).

Career:
15, by Deoncé Whitaker (1998-99-2000-01).

MOST CONSECUTIVE GAMES GAINING 100 YARDS RUSHING

5, by Deoncé Whitaker (Oct. 14, Oct. 21, Oct. 28, Nov. 4, Nov. 18, 2000).

MOST GAMES GAINING 200 YARDS RUSHING

Season:
3, by Deoncé Whitaker (2000).

Career:
4, by Deoncé Whitaker (1998-99-2000-01).

MOST CONSECUTIVE GAMES GAINING 200 YARDS RUSHING

2, by Kevin Cole (Nov. 18, Dec. 2, 1978).

AVERAGE YARDS GAINED PER GAME

Season:
157.7 (1,577 yards in 10 games), by Deoncé Whitaker (2000).

Career:
107.5 (2,364 yards in 22 games), by Gerald Willhite (1980-81).

AVERAGE YARDS PER ATTEMPT

Game: (Minimum of 10 attempts)
19.6 (196 yards on 10 attempts), by Lamar Ferguson vs. Tulsa, (10-27-01).

(Minimum of 20 attempts)
12.1 (254 yards on 21 attempts), by Deoncé Whitaker at Stanford, (9-9-00).

(Minimum of 30 attempts)
8.2 (278 yards on 34 attempts), by Deoncé Whitaker at Hawai'i, (10-28-00).

Season: (Minimum of 80 attempts),
7.24 (688 yards on 89 attempts), by Harry Russell (1949).

(Minimum of 100 attempts)
7.00 (1,194 yards on 170 attempts), by Kairee Robinson (2023).

(Minimum of 200 attempts)
7.04 (1,577 yards on 224 attempts), by Deoncé Whitaker (2000).

Career: (Minimum of 300 attempts)
5.83 (3,515 yards on 602 attempts), by Deoncé Whitaker (1998-99-00-01).

MOST TOUCHDOWNS SCORED BY RUSHING

Game:
4, by Lamar Ferguson, at Illinois (9-21-02),
4, by Jarmar Julien, vs. Tulsa, (10-27-01),
at Nevada, (10-28-00),
4, by Deoncé Whitaker, vs. UTEP, (10-14-00),
vs. Saint Mary's, (9-18-99),
4, by Nathan DuPree, at Pacific, (11-14-92),
4, by Johnny Johnson, Jr.,
at New Mexico State (9-3-88),
4, by Joe Ulm, at Brigham Young, (9-25-53),
4, by Dick Stults, vs. Brigham Young, (11-7-52).

Game, Opponent:
7, by Keenan Reynolds, Navy (11-21-13).

Season:
18, by Kairee Robinson (2023)

Career:
33, by Deoncé Whitaker (1998-99-00-01).
31, by Kairee Robinson (2019-20-23-24).

MOST GAMES RUSHING FOR A TOUCHDOWN

Season:
11, by Kairee Robinson (2023)

Career:
21, by Deoncé Whitaker (1998-99-2000-01).
21, by Kairee Robinson (2019-20-23-24).

MOST CONSECUTIVE GAMES RUSHING FOR A TOUCHDOWN

Season:
11, by Kairee Robinson (2023).

MOST TOUCHDOWNS SCORED RUSHING BY A QUARTERBACK:

Game:
3, by Kenny Potter, vs. Air Force (11-19-16),
3, by Kyle Reed, vs. San Diego State (9-13-08),
3, by Bob Frasco, vs. Southwestern Louisiana (11-26-83).

Game, Opponent:
7, by Keenan Reynolds, Navy (11-21-13).

Season:
9, Chevan Cordeiro (2022).

Career:
15, by Jeff Garcia (1991-92-93).

RUSHING FOR 1,000 YARDS & 50 RECEPTIONS IN A SEASON

1,219 rushing & 62 receptions by Johnny Johnson, Jr. (1988),
1,135 rushing & 52 receptions by Kenny Jackson (1986),
1,193 rushing & 72 receptions by Gerald Willhite (1981),
1,210 rushing & 55 receptions by Gerald Willhite (1980).

PASSING

MOST ATTEMPTS

Game:
66 (28 completions), by Scott Rislov at Stanford (9-6-03).

Game, Opponent:
75 (44 completions), by Colt Brennan, Hawai'i (10-12-07).

Bowl Game:
62 (43 completions), by Steve Clarkson vs. Toledo, (California Bowl - 12-19-81).

Season:
487 (312 completions), by David Fales (2013).

Career:
1,118 (600 completions), by Ed Luther (1976-77-78-79).

HIGHEST PERCENTAGE OF PASS COMPLETIONS

Game: (Minimum of 15 attempts)
87.5 (14 of 16), by Adam Tafralis vs. Stanford, (9-9-06).

(Minimum of 25 attempts)
88.5 (23 of 26), by Kyle Reed vs. Stanford, (9-20-08).

(Minimum of 35 attempts)
81.8 (36 of 44), by Scott Rislov at Ohio State (10-12-02).

(Minimum of 45 attempts)
82.2 (37 of 45), by David Fales vs. Fresno State (11-29-13).

Game, Opponent:
87.5 (21 of 24), by Riley Nelson, Utah State (10-14-06).

Bowl Game:
76.7 (33 of 43), by David Fales vs. Bowling Green (Military Bowl - 12-27-12).

Season:
72.5 (327 of 451), by David Fales (2012).

Career:

INDIVIDUAL RECORDS

COMPLETING 80 PERCENT OR MORE OF ONE'S PASSES IN A GAME

Season: 3, by Adam Tafralis (2006).
Career: 4 (3 in 2006, 1 in 2007),
by Adam Tafralis (2004-05-06-07).

COMPLETING 80 PERCENT OR MORE OF ONE'S PASSES IN A SEASON

Career: 2 (2012, 2013) by David Fales (2012-13),
2 (2006, 2007), by Adam Tafralis
(2004-05-06-07)

MOST PASSES COMPLETED

Game:
42 (56 attempts), by David Fales vs. Navy
(11-22-13).

Game, Opponent:
44 (75 attempts), by Colt Brennan,
Hawai'i (10-12-07).

Bowl Game:
43 (62 attempts), by Steve Clarkson
vs. Toledo (California Bowl - 12-19-81).

Season:
327 (451 attempts), by David Fales (2012).

Career:
639 (938 attempts), by David Fales (2012-13).

MOST PASSES COMPLETED CONSECUTIVELY

Game:
15 (first 15 attempts of the game), by Kyle Reed vs.
Stanford, (9-20-08).

MOST YARDS GAINED PASSING

Game:
547 (37 of 45), by David Fales vs. Fresno State
(11-29-13).

Game, Opponent:
560 (32 of 44), by Bryant Moniz, Hawai'i
(11-20-10).

Bowl Game:
467 (43 of 62), by Steve Clarkson
vs. Toledo (California Bowl, 12-19-81).

Season:
4,193 (327 of 451), by David Fales (2012).

Career:
8,382 (639 of 938) by David Fales (2012-13)

MOST GAMES PASSING FOR 300 or MORE YARDS

Season:
9, by David Fales (2013).

Career:
16, by David Fales (2012-13).

MOST GAMES PASSING FOR 400 or MORE YARDS

Season:
5, by Josh Love (2019),
5, by David Fales (2013).

Career:
6, by David Fales (2012-13).

MOST CONSECUTIVE GAMES PASSING FOR 400 or MORE YARDS

2, by Josh Love (Oct. 4 & Oct. 12, 2019),
2, by David Fales (Oct. 12 & Oct. 26, 2013),
2, by David Fales (Nov. 22 & Nov. 29, 2013).

MOST PASSING TOUCHDOWNS

Game:
7, by Scott Rislov at UTEP (11-8-03).

Game, Opponent:
5, by Jordan Love, Utah State, (11-10-18),
5, by Ryan Dinwiddie, Boise State (10-24-03),
5, by Luke McCown, Louisiana Tech (10-6-01).

Bowl Game:
3, by Chevan Cordeiro vs. Eastern Michigan
(Famous Idaho Potato Bowl - 12-20-23),
3, by Adam Tafralis vs. New Mexico (New Mexico
Bowl - 12-23-06),
3, by Mike Perez vs. Miami (Ohio) (California Bowl
- 12-13-86),
3, by Steve Clarkson vs. Toledo (California Raisin
Bowl - 12-19-81).

Season:
33, by David Fales (2013),
33, by David Fales (2012).

Career:
66, by David Fales (2012-13).

LONGEST PASSING TOUCHDOWN

95 yards, by Matt Veatch to Byron Jackson at
Minnesota, (9-14-91).

LONGEST PASSING TOUCHDOWN BY A NON-QUARTERBACK

84 yards, by wide receiver Tim Kearse to Tony
Smith at Stanford, (9-18-82).

MOST INTERCEPTIONS THROWN

Game:
6, by Ivan Lippi vs. Fresno State, (11-21-70),
6, by Pat Casey vs. New Mexico, (11-1-69),
6, by Ken Berry at Fresno State, (11-20-65).

Bowl Game:
5, by Steve Clarkson vs. Toledo,
(California Bowl - 12-19-81).

Season:
24, by Steve Clarkson (1981),
24, by Ed Luther (1978),
24, by Craig Kimball (1972).

Career:
57, by Craig Kimball (1972-73-74).

FEWEST INTERCEPTIONS THROWN

Season: (Minimum of 100 attempts)
1 (1 in 124 attempts), by Bob Frasco (1983).
(Minimum of 300 attempts)

4 (4 in 362 attempts, by Chevan Cordeiro (2023)
(Minimum of 400 attempts)

5 (5 in 437 attempts), by Scott Rislov (2003).

Career: (Minimum of 500 attempts)
10 (10 in 789 attempts), by Chevan Cordeiro (2022-
23).

PASSING EFFICIENCY

Game: (Minimum of 15 attempts)
298.02, by Marcus Arroyo vs. Nevada (11-10-01).

Bowl Game: (Minimum of 15 attempts)
213.63, by Adam Tafralis vs. New Mexico (New
Mexico Bowl - 12-23-06).

Season: (Minimum of 15 attempts per
game played)
170.76, by David Fales (2012).

Career: (Minimum of 300 passing attempts)
161.7, by David Fales (2012-13).

TOTAL OFFENSE

MOST PLAYS

Game:
67 (1 rushing, 66 passing) by Scott Rislov at
Stanford, (9-6-03).

Bowl Game:
68 (6 rushing, 62 passing), by Steve Clarkson vs.
Toledo, (California Bowl - 12-19-81).

Season:
535 (48 rushing, 487 passing), by David Fales
(2013).

Career:
1,405 (518 rushing, 887 passing), by Jeff Garcia
(1991-92-93).

MOST YARDS GAINED

Game:
580 (33 rushing, 547 passing), by David Fales vs.
Fresno State, (11-29-13).

Game, Opponent:
546 (-14 rushing, 560 passing), by Bryant Moniz,
Hawai'i, (11-2-10).

Bowl Game:
464 (minus-3 rushing, 467 passing), by Steve
Clarkson vs. Toledo, (California Bowl - 12-19-81).

Season:
4,196 (7 rushing, 4,189 passing),
by David Fales (2013).

Career:
8,250 (minus-132 rushing, 8,382 passing),
by David Fales (2012-13).

AVERAGE YARDS PER GAME

Season:
349.7 (4,196 yards in 12 games), by David Fales
(2013).

Career:
330.0 (8,250 yards in 25 games), by David Fales
(2012-13).

AVERAGE YARDS GAINED PER PLAY

Game: (Minimum of 20 plays)
19.6 (333 yards on 21 plays), by Dale Rogers vs.
Rice, (10-2-04).

Season: (Minimum of 1,000 yards)
8.2 (4,054 on 493 plays), by David Fales (2012).

Career: (Minimum of 4,000 yards & 600 plays)
8.1 (8,250 yards on 1,018 plays), by David Fales
(2012-13).

MOST TOUCHDOWNS SCORED AND RESPONSIBLE FOR

Game:
7 (scored 1 and passed for 6), by David Fales, vs.
Fresno State, (11-29-13),
7 (passed for 7), by Scott Rislov at UTEP, (11-8-03).

Season:
35 (scored 2 and passed for 33), by David Fales
(2013).

Career:
68 (scored 12 and passed for 56), by
Steve Clarkson (1979-80-81-82),
68 (scored 2 and passed for 66), by David Fales
(2012-13).

INDIVIDUAL RECORDS

PASS RECEIVING

MOST RECEPTIONS

Game:

- 15 (179 yards), by Tuati Wooden, vs. Tulsa (11-22-03),
- 15 (255 yards), by Steven Pulley, at Stanford (10-2-99),
- 15 (203 yards), by Guy Liggins, vs. Fresno State, (10-4-86).

Game, Opponent:

- 16 (133 yards), by Paul Dombrowski, New Mexico State (11-19-05).

Bowl Game:

- 18 (124 yards), by Gerald Willhite vs. Toledo, (12-19-81).

Season:

- 89 (886 yards) by Noel Grigsby (2011).

Career:

- 248 (3,087 yards) by Chandler Jones (2010-13).

MOST RECEPTIONS BY A TIGHT END

Game:

- 11 (114 yards), by Brian Roche, at San Diego State, (10-21-95).

Season:

- 66 (729 yards), by Brian Roche (1995).

Career:

- 126 (1,760 yards) by Ryan Otten (2009-10-11-12).

MOST CONSECUTIVE GAMES WITH A RECEPTION

Career:

- 36 (40 games played), by Noel Grigsby (2010-13).

MOST CONSECUTIVE GAMES WITH 10 or MORE RECEPTIONS

Season:

- 2, Tyler Winston (2013),
- 2, Noel Grigsby (2011),
- 2, Kevin Jurovich (2007).

MOST GAMES WITH 10 or MORE RECEPTIONS

Season:

- 4, Kevin Jurovich (2007).

Career:

- 5, Kevin Jurovich (2006-07-08-09).

MOST SEASONS WITH 50 or MORE RECEPTIONS

- 4, Chandler Jones (54 in 2010, 61 in 2011, 54 in 2012, 79 in 2013).

MOST SEASONS WITH 60 or MORE RECEPTIONS

- 2, Chandler Jones (61 in 2011, 79 in 2013),
- 2, Noel Grigsby (89 in 2011, 82 in 2012),
- 2, Kevin Jurovich (85 in 2007, 60 in 2009),
- 2, Guy Liggins (72 in 1986, 77 in 1987).

MOST YARDS RECEIVING

Game:

- 269 (9 receptions), by Edell Shepherd vs. Nevada, (11-10-01).

Game, Freshman:

- 185 (7 receptions), by Noel Grigsby vs. Utah State, (11-13-10).

Game, Opponent:

- 326 (12 receptions), by Nate Burleson, Nevada, (11-10-01).

Bowl Game:

- 152 (9 receptions), by Mervyn Fernandez vs. Toledo, (California Raisin Bowl, 12-19-81).

Season:

- 1,500 (82 receptions), by Edell Shepherd (2001).

Career:

- 3,121 (237 receptions), by Noel Grigsby (2010-11-12-13).

MOST YARDS RECEIVING BY A TIGHT END

Game:

- 158 (8 receptions), by Josh Oliver vs. Hawai'i, (9-27-18).

Game, Freshman:

- 119 (6 receptions), by Billy Freeman at Colorado State, (10-12-13).

Season:

- 739 (52 receptions), by Ryan Otten (2011).

Career:

- 1,760 (126 receptions), by Ryan Otten (2009-10-11-12).

MOST 100-YARD RECEIVING GAMES

Season:

- 7, by Chandler Jones (2013),
- 7, by Edell Shepherd, (2001).

Career:

- 11, by Noel Grigsby (2010-11-12-13).

MOST CONSECUTIVE 100-YARD RECEIVING GAMES

Season:

- 4, by Tre Walker (2019).

MOST TOUCHDOWNS RECEIVING

Game:

- 3, by Nick Nash, at No. 6 USC, (8-26-23)

- 3, by Elijah Cooks, at Utah State, (11-19-22)

- 3, by Chandler Jones, vs. Fresno State, (11-29-13), vs. Wyoming, (10-26-13), vs. Minnesota, (9-21-13).

- 3, by Jalal Beauchman, vs. Louisiana Tech, (11-27-10),

- 3, by James Jones, at Washington, (9-2-06),
- 3, by Courtney Anderson, at UTEP, (11-8-03),

- 3, by Edell Shepherd, vs. Nevada, (11-10-01),
- 3, by Oliver Newell,

- at UNLV, (11-22-97), vs. Hawai'i (11-15-97), vs. Colorado State (10-11-97),

- 3, by Tony Smith at California, (9-29-84),
- 3, by Ken Taylor vs. Santa Clara, (11-16-82),
- 3, by Tim Kearse at Stanford, (9-18-82),

- 3, by Stacey Bailey at Fresno State, (10-3-81),
- 3, by Mervyn Fernandez at Fresno State (10-3-81),
- 3, by Gerald Willhite at California, (9-26-81),
- 3, by Mark Nichols at CS Long Beach, (10-27-79),
- 3, by Rick Parma at Pacific, (11-11-78).

Game, Opponent:

- 3, by Jeb Putzier, Boise State (11-17-01),
- 3, by Ryan Dennard, Arizona State (9-29-01),
- 3, by Alex Van Dyke, Nevada (11-18-95).

Bowl Game:

- 3, by Mervyn Fernandez vs. Toledo, (12-19-81).

Season:

- 15, by Chandler Jones (2013).

Career:

- 29, by Chandler Jones (2010-13).

MOST CONSECUTIVE GAMES WITH A TOUCHDOWN RECEPTION

- 6, by Bailey Gaither (2019).

ALL-PURPOSE RUNNING

Game:

- 355 (80 rushing, 201 receiving, 10 punt returns, 64 kickoff returns), by Charles Pauley, vs. Nevada, (11-10-01).

Bowl Game:

- 243 (164 rushing, 44 receiving, 35 kickoff returns), by Sheldon Canley vs. Central Michigan, (California Raisin Bowl, 12-8-90).

Season:

- 2,637 (1,601 rushing, 334 receiving, 105 punt returns, 597 kickoff returns) by Tyler Ervin (2015).

Career:

- 6,015 (2,803 rushing, 783 receiving, 186 punt returns, 2,374 kickoff returns) by Tyler Ervin (2011-12-13-14-15).

SCORING

MOST POINTS SCORED

Quarter:

- 18, by Jarmar Julien, at Nevada (10-28-00, 4th quarter),
- 18, by Casey Le Blanc, vs. Hawai'i (11-6-99, 4th quarter),
- 18, by Deoncé Whitaker, vs. Saint Mary's (9-18-99, 1st quarter).

Quarter, Opponent:

- 18, by Keenan Reynolds, Navy (11-21-13, overtime)

Game:

- 30 (5 touchdowns), by Deoncé Whitaker, vs. Saint Mary's (9-18-99).

Game, Opponent:

- 42 (7 touchdowns), by Keenan Reynolds, Navy 11-21-13).

Bowl Game:

- 20 (3 touchdowns, 1 2-pt. PAT), by Mervyn Fernandez, vs. Toledo (California Bowl, 12-19-81).

Season:

- 116, by Johnny Johnson, Jr. (1988).

Career:

- 339, by Austin Lopez (105 in 2012, 105 in 2013, 63 in 2014, 66 in 2015).

MOST SEASONS SCORING 100 OR MORE POINTS

- 2, by Austin Lopez (105 in 2012, 205 in 2013).

MOST TOUCHDOWNS SCORED

Game:

- 5, by Deoncé Whitaker vs. Saint Mary's (9-18-99)

Season:

- 19, by Johnny Johnson, Jr. (1988).

Career:

- 36, by Deoncé Whitaker (1998-99-00-01).

MOST WAYS TO SCORE A TOUCHDOWN

INDIVIDUAL RECORDS

Career:

5 (rushing, receiving, kickoff return, interception return, punt return), by Trestin George (eight TD's in 2002-03-04-05),
5 (rushing, receiving, kickoff return, interception return, punt return), by Walt Roberts (13 TD's in 1961-62-63).

MOST FIELD GOALS MADE

Game:

4, by Matt Mercurio vs. Boise State (12-19-20),
4, by Matt Mercurio at Hawai'i (11-9-19),
4, by Matt Mercurio at Army West Point (10-26-19),
4, by Matt Mercurio vs. New Mexico (10-4-19),
4, by Austin Lopez vs. UNLV (10-4-14),
4, by Austin Lopez at Navy (9-22-12),
4, by Jens Alvernik (11-12-11).

Game, Opponent:

5, by Dene Garner, Utah State (9-21-85),
5, by Rafael Septien, Louisiana-Lafayette (11-22-74).

Season:

22 (22 of 27), by Austin Lopez (2013).

Career:

61 (61 of 85) by Austin Lopez (2012-13-14-15).

MOST CONSECUTIVE FIELD GOALS MADE

Game:

4, by Matt Mercurio vs. Boise State (12-19-20),
4, by Matt Mercurio at Hawai'i (11-9-19),
4, by Matt Mercurio at Army West Point (10-26-19),
4, by Matt Mercurio vs. New Mexico (10-4-19),
4, by Austin Lopez vs. UNLV (10-4-14),
4, by Austin Lopez at Navy (9-22-12),
4, by Jens Alvernik at Utah State (11-12-11).

Season:

17, by Austin Lopez (2012).

Career:

23, by Austin Lopez (17 in 2012, 6 in 2013).

MOST CONSECUTIVE FIELD GOALS MADE AT THE START OF A CAREER

23, by Austin Lopez (17 in 2012, 6 in 2013).

BEST FIELD GOAL PERCENTAGE

Game:

100.0% (4 of 4),
by Matt Mercurio vs. Boise State (12-19-20),
by Matt Mercurio at Hawai'i (11-9-19),
by Matt Mercurio at Army West Point (10-26-19),
by Austin Lopez at Navy (9-22-12).

Season:

100.0%, (17 of 17), by Austin Lopez (2012).

LONGEST FIELD GOAL MADE

Game:

60 yards by Joe Nedney at Wyoming, (10-3-92).

MOST FIELD GOALS MADE 50 OR MORE YARDS

Game:

1, by several, last by Bryce Crawford, 52 yards, vs. Wyoming (11-25-17).

Season:

5, by Bryce Crawford (2017).

Career:

6, by Bryce Crawford (2015-18).

MOST FIELD GOALS MADE 40 OR MORE YARDS

Game:

3, by Austin Lopez, 47 yards, 1st quarter, 44 yards, 2nd quarter & 50 yards, 2nd quarter, at Nevada (11-16-13).

Season:

10 (10-of-12), by Austin Lopez (2013).

Career:

18 (18 of 31), by Austin Lopez (2012-13-14-15).

MOST KICKING PAT'S

Game:

10 (10 of 10), Jeff Carr vs. Rice (10-2-04).

Game, Opponent:

10 (10 of 10), Tyler Jones, Boise State (10-24-03).

Season:

54 (54 of 57), by Austin Lopez (2012).

Career:

156 (156 of 162) by Austin Lopez (2012-13-14-15).

MOST CONSECUTIVE KICKING PAT'S

Game:

10 (10 of 10), Jeff Carr vs. Rice (10-2-04).

Game, Opponent:

10 (10 of 10), Tyler Jones, Boise State (10-24-03).

Season:

40 (40 of 40) by Jeff Carr (2004).

Career:

52 (12 in 2003, 40 in 2004), by Jeff Carr (2003-04).

BEST PAT PERCENTAGE

Game:

100.0 %, (10 of 10), by Jeff Carr vs. Rice (10-2-04).

Season:

100.0%, (40 of 40) by Jeff Carr (2004),
100.0%, (33 of 33) by David Silberstein (1998),
100.0%, (28 of 28) by David Bowen (1990),
100.0%, (27 of 27) by Austin Lopez (2014).

MOST KICK SCORING POINTS

Game:

16 (3 FG's, 7 PAT's), by Joe Nedney vs. Pacific, (10-19-91).

Season:

105, by Austin Lopez (2013),
105, by Austin Lopez (2012).

Career:

339, by Austin Lopez (2012-13-14-15).

MOST 2-POINT PAT'S

Game:

2, by Tim Crawley, vs. Wyoming (10-26-13),
2, by Walt Roberts, vs. Pacific (11-30-63),
2, by Ken Berry, at Fresno State (11-16-63),
2, by Bob Bonds, at Fresno State (11-16-63).

MOST 2-POINT DEFENSIVE PAT'S

Game:

1, by Duke Ihenacho, vs. Hawai'i (10-14-11).

PUNTING

MOST PUNTS

Game:

17 (630 yards), by Jim Vernes at Wyoming, (10-25-69).

Season:

82 (3,105 yards), by Joe Hicks (1972).

Career:

249 (9,669 yards), by Jeff Cunningham (1973-74-75-76).

MOST PUNTING YARDS

Game:

630 yards (17 punts), by Jim Vernes at Wyoming, (10-25-69).

Season:

3,329 yards (73 punts), by Michael Carrizosa (2017).

Career:

9,907 yards (225 punts), by Michael Carrizosa (2014-15-16-17).

AVERAGE YARDS PER PUNT

Game: (Minimum of 5)

58.6 (341 yards on 5 punts), by Harrison Waid at Colorado State, (10-1-11).

Season: (Minimum of 40)

47.5 (2,280 yards on 48 punts), by Michael Carrizosa (2015).

Career: (Minimum of 100)

44.0 (9,907 yards on 225 punts), by Michael Carrizosa (2014-15-16-17).

LONGEST PUNT

Game: 80 yards, by Leroy Zimmerman vs. UC Santa Barbara, (10-14-38).

Game, Opponent:

80 yards, by Jeff Carter, Long Beach State, (9-21-83).
80 yards, by Craig Holworthy, Fresno State, (11-16-63).

MOST PUNTS 60 OR MORE YARDS

Game:

3 (71, 74, 72), by Joe Furlow at Air Force, (8-31-96).

Season:

7, by Joe Furlow (1996).

PUNT RETURNS

MOST PUNT RETURNS

Game:

9 (45 yards), by Scott Wells vs. UNLV (10-15-88).

Season:

46 (265 yards), by Scott Wells (1988).

Career:

83 (493 yards), by K.C. Clark (1983-84-85-86).

MOST PUNT RETURN YARDAGE

Game:

150 (7 returns) by Omarr Smith at UTEP, (10-18-97).

Season:

366 yards (37 returns) by Heshimu Colar (1990).

Career:

575 (60 returns) by Jimmie Lassiter (1970-71-72).

MOST PUNTS RETURNED FOR A TOUCHDOWN

Bowl Game:

1, by Tyler Ervin, vs. Georgia State, (12-19-15).

Season:

3, Bill Hubbard (1928).

Career:

3, Bill Hubbard (1926-27-28).

LONGEST PUNT RETURN FOR A TOUCHDOWN

91 yards by Jerry Colletto at Oregon, (11-2-63).

INDIVIDUAL RECORDS

KICKOFF RETURNS

MOST KICKOFF RETURNS

Game: 9 (149 yards), by Sheldon Canley at Miami (Fla.), (10-14-89).

Season: 51 (1,214 yards), by Deoncé Whitaker (1998).

Career: 101, (2,374 yards), by Tyler Ervin (2011-12-13-14-15).

MOST KICKOFF RETURN YARDAGE

Game: 205 yards (5 returns), by James Reed vs. Wyoming (10-5-96).

Season: 1,214 yards (51 returns), by Deoncé Whitaker (1998).

Career: 2,374 yards (101 returns), by Tyler Ervin (2011-12-13-14-15).

MOST KICKOFF RETURNS FOR A TOUCHDOWN

Season: 2, by Tyler Ervin (2012),
2, by Charles Pauley (2002),
2, by Jimmie Lassiter (1970).

Career: 3, by Tyler Ervin (2011-12-13-14-15).

LONGEST KICKOFF RETURN FOR A TOUCHDOWN

102 yards by Jimmie Lassiter at California, (9-25-71),
100 yards by Tim Kearse vs. CS Long Beach, (10-16-82),
100 yards by Bob Triplett at California, (10-2-76).

INTERCEPTION RETURNS

MOST PASS INTERCEPTIONS

Game: 3, by Bené Benwikere vs. Louisiana Tech (11-24-12),
3, by Dwight Lowery vs. Cal Poly (9-23-06),
3, by Josh Powell vs. Idaho (11-26-05),
3, by Gerald Jones at Stanford (9-14-02),
3, by Omarr Smith vs. Hawai'i (11-15-97),
3, by Troy Jensen vs. Louisiana Tech, (10-23-93),
3, by Don Dambacher vs. Mexico (9-10-49).

Game, Opponent: 3, by Nate Kvamme, Colorado State (10-11-97).

Season: 9, by Dwight Lowery (2006).

Career: 14, by Bené Benwikere (2010-11-12-13),
14, by Gerald Jones (2002-03),
14, by Sherman Cocroft (1982-83),
14, by Ken Thomas (1979-80-81-82).

MOST CONSECUTIVE GAMES WITH AN INTERCEPTION

4, by Bené Benwikere (2013),
4, James Orth (2011),
4, Dwight Lowery (2006),
4, Gerald Jones (2002),
4, Sherman Cocroft (1983).

MOST INTERCEPTION YARDAGE

Game: 99, by Gerald Jones vs. Nevada, (9-18-03).

Game, Opponent: 178, by Tommy Williams, Cal State Fullerton (1988).

Season: 178, by Gerald Jones (6 interceptions) (2003).

Career: 391 (14 interceptions), by Ken Thomas (1979-80-81-82).

MOST INTERCEPTIONS RETURNED FOR A TOUCHDOWN

Game: 1, by many, last by Dakari Monroe, vs. UNLV, (10-27-18).

Game, Opponent: 2, by Dameron Babers, Nevada (11-11-17),
2, by Nate Kvamme, Colorado State (10-11-97),
2, by Tommy Williams, Cal State Fullerton (11-12-88).

Season: 3, by Ken Thomas (1979).

Career: 5, by Ken Thomas (1979-80-81-82).

MOST CONSECUTIVE GAMES RETURNING AN INTERCEPTION FOR A TOUCHDOWN

Game: 2, by Duke Ihenacho (2008),
2, by Jay Taylor (1987),
2, by Ken Thomas (1979).

DEFENSE

MOST TOTAL TACKLES

Game: 27 (15 primary & 12 assists) by Frank Manumaleuga at Colorado (9-23-78).

Game, Opponent: 23 (9 unassisted, 14 assisted) by Del Lyles, Utah State (9-28-91).

Bowl Game: 18 (11 primary & 7 assists) by Matt Castelo vs. New Mexico (New Mexico Bowl, 12-23-06),
18 (12 primary & 6 assists) by Yepi Pauu vs. Eastern Michigan (California Bowl, 12-12-87),
18 (14 primary & 4 assists) by Dave Chaney vs. Memphis State (Pasadena Bowl, 12-18-71).

Season: 232 (107 primary & 125 assists) by Randy Gill (1977).

Career: 527 (297 primary & 230 assists) by Dave Chaney (1969-70-71).

CONSECUTIVE GAMES WITH 20 OR MORE TACKLES (Since 2000)

2, by Keith Smith (21 at Minnesota, 9-21-13,
20 vs. Utah State, 9-27-13).

MOST PRIMARY TACKLES

Game: 21, by Dave Chaney vs. Fresno State, (11-21-70).

Game, Opponent: 15, by Donnell Porter, UNLV, (10-31-92).

Season: 125, by Dave Chaney (1970).

Career: 297, by Dave Chaney (1969-70-71).

MOST ASSISTED TACKLES

Game: 18, by Ezekiel Staples vs. Rice (10-2-04),
18, by Randy Gill at California (10-1-77).

Game, Opponent: 16, Chris Tsangaris, Long Beach State (9-21-91).

Season: 125, by Randy Gill (1977).

Career: 242, by Keith Smith (2010-11-12-13).

MOST TACKLES FOR LOSS

Game: 6.0, by Travis Johnson, vs. UC Davis (9-7-12),
6.0, by Carl Ihenacho, at New Mexico State (10-18-08),
6.0, by Bob Overly, vs. UNLV (9-5-81).

Game, Opponent: 5.0, by Dontay Moch, Nevada (10-9-10),
5.0, by Willie Howard, Stanford (10-2-99).

Season: 24.5, by Bob Overly (1981).

Career: 49.0, by Travis Johnson (2009-10-11-12).

MOST QUARTERBACK SACKS

Game: 4.0, by Cade Hall, vs. Nevada (10-29-22),
4.0, by Cade Hall, vs. UNLV (10-14-20),
4.0, by Travis Johnson, vs. UC Davis (9-7-12),
4.0, by Travis Johnson, vs. Idaho (11-5-11),
4.0, by Raymond Bowles, vs. UNLV (11-2-91),
4.0, by Lyneil Mayo, at Stanford (9-30-89),
4.0, by Bob Overly, at Stanford (9-19-81).

Season: 17.0, by Bob Overly (1981).

Career: 32.0, by Travis Johnson (2009-10-11-12).

MOST FORCED FUMBLES

Game: 2, by Carl Ihenacho, vs. UC Davis (8-30-08),
2, by Philip Perry, at Hawai'i (11-02-02),
2, by Philip Perry, at Washington (9-07-02).

Bowl Game: 2, by Matt Castelo (New Mexico Bowl, 12-23-06).

Season: 7, by Philip Perry (2002).

MOST FUMBLES RECOVERED

Season: 5, by Rayford Roberson (1976).

Career: 11, by Rayford Roberson (1975-78),
11, by Carl Ekern (1972-75).

LONGEST FUMBLE RETURN

95, by Troy Jensen, at Stanford (9-26-92)

MOST PASSES DEFENSED (Interceptions + Passes Broken Up)

Game: 5, by Dasheon Frierson, at Hawai'i (10-5-13).

Game, Opponent: 4, by Kevin Millhouse, Hawai'i (11-3-01),
4, by Lawson, Long Beach State (10-13-90).

Season: 23, by Omarr Smith (1997).

Career: 44, by Omarr Smith (1995-96-97-98).

TEAM RECORDS

WINS

MOST WINS

Season: 13 (1939).

MOST CONSECUTIVE WINS

Season: 13 (1939).
Two seasons: 13 (12-4-37 through 11-27-38),
13 (9-23-40 through 9-26-41).

MOST HOME WINS

Season: 10 (1939).

MOST ROAD WINS

Season: 7 (7 wins, 0 losses), (1940).

MOST CONSECUTIVE HOME WINS

Season: 10 (1939).
Two seasons: 16 (9-23-38 through 11-30-39).

MOST CONSECUTIVE ROAD WINS

Season: 7 (1940).
Multiple seasons: 11 (9-24-39 through 10-24-41).

RUSHING

MOST ATTEMPTS

Game: 71, vs. Santa Clara (10-7-50).
Opp., game: 81, by Rice (10-16-99).
Season: 509 (1971).
Opp., season: 686 (2017).

MOST YARDS GAINED RUSHING

Game: 487, vs. UC Santa Barbara
(10-21-49).
Opp., game: 570, by Rice (10-2-04).
Season: 2,478 (1952).
Opp., season: 3,710 (2017).

AVERAGE RUSHING YARDS GAINED PER GAME

Season: 275.4 (1952).
Opp., season: 285.4 (2017).

AVERAGE YARDS GAINED PER ATTEMPT

Game: 11.3 (464 yards on 41 attempts),
vs. Tulsa (10-27-01).
Opp., game: 9.0 (559 yards on 62 attempts),
by Washington (11-16-96).
Season: 5.6 (1952).
Opp., season: 6.1 (2009).

MOST RUSHING TOUCHDOWNS

Game: 13, vs. Mexico (9-10-49).
Opp., game: 8, by Nevada (11-8-09),
8, by Boise State (11-13-04),
8, by Rice (10-2-04).
Season: 41 (1952).
Opp., season: 45 (2005).

PASSING

MOST PASSES ATTEMPTED

Game: 67, at Stanford (9-6-03).
Opp., game: 75, by Hawai'i (10-12-07).
Bowl game: 63, vs. Toledo (12-19-81).
Season: 496 (2013).
Opp., season: 475 (2002).

MOST PASSES COMPLETED

Game: 42, vs. Navy (11-22-13).
Opp., game: 44, by Hawai'i (10-12-07).
Bowl game: 43, vs. Toledo (12-19-81).
Season: 336 (2012).

MOST PASSING YARDS

Game: 577, vs. Fresno State (11-29-13).
Opp., game: 565, by Nevada (11-10-01).
Season: 4,325 (2012).
Opp., season: 3,906 (2002).

AVERAGE PASSING YARDS GAINED PER GAME

Season: 355.9 (2013).
Opp., season: 300.5 (2002).

MOST PASSING TOUCHDOWNS

Game: 7, at UTEP (11-8-03),
7, at Fresno State (10-3-81).
Opp., game: 5, by Fresno State (11-20-99).
Season: 35, (2012, 2013).
Opp., season: 32, (2002).

HIGHEST PERCENTAGE OF PASSES

COMPLETED (Minimum of 20 pass attempts)
Game: 88.5 (23 of 26), at Stanford (9-20-08).
Opp., game: 83.3 (20 of 24), by California
(9-7-96).
Season: 71.8 (336 of 468), (2012).
Opp., season: 62.9 (256 of 407), (2005).

MOST PASSES HAD INTERCEPTED

Game: 6, vs. Fresno State (11-21-70),
6, vs. New Mexico (11-1-69),
6, at Fresno State (11-20-65).
Season: 30 (1969).
Opp., season: 33 (1949).

FEWEST PASSES HAD INTERCEPTED

Season: 4 (2023).
Opp., season: 6 (1999), (1962), (1956).

TOTAL OFFENSE

MOST PLAYS

Game: 106, at CS Long Beach (10-27-79).
Opp., game: 101, by Hawai'i (10-12-07),
101, by California (10-6-90).
Season: 974 (1978).
Opp., season: 1,045 (2017).

MOST YARDS GAINED

Game: 849, vs. Nevada (11-10-01).
Opp., game: 791, by Nevada (11-10-01).
Season: 5,919 (2013).
Opp., season: 6,491 (2017).

AVERAGE YARDS GAINED PER PLAY

Game: 10.7, at Pacific (11-13-76).
Opp., game: 9.3, by Nevada (11-10-01).
Season: 7.6 (1986).
Opp., season: 6.9 (1996, 2001).

AVERAGE YARDS GAINED PER GAME

Season: 493.2 (2013).
Opp., season: 500.8 (2001).

FIRST DOWNS

MOST FIRST DOWNS

Game: 36, vs. Fresno State (11-29-13).
Opp., game: 35, by Colorado (9-11-99).
Season: 295 (2013, 12 games).
Opp., season: 320 (2002, 13 games).

FEWEST FIRST DOWNS

Game: 4, at Arizona State (9-15-84).
Opp., game: 4, by UNLV (11-19-88).

SCORING

MOST POINTS SCORED

Quarter: 35 (second quarter), at UTEP
(11-8-03).
Opp., quarter: 35 (first quarter), by Baylor
(9-10-94).
Half: 48 (1st half, 13-35), at UTEP
(11-8-03).
Opp., half: 49 (1st half, 35-14), by Baylor
(9-10-94).
Overtime: 14, vs. Navy (11-22-13).
Overtime, Opponent:
20, by Navy (11-22-13).
Game: 70, vs. Rice (10-2-04),
103, vs. Mexico (9-10-49).
Opp., game: 79, by Stanford Frosh (1923),
77, by Boise State (10-24-03).
Two Consecutive Games:
114 - 62, vs. Fresno State (11-29-13)
& 52, vs. Navy (11-22-13).
175 - 71, vs. Mexico (12-4-48)
& 104 vs. Mexico (9-10-49).
Two Consecutive Games, Opponent:
115 - 54, by Utah (9-16-17)
& 61, by Utah State (9-23-17).
Season: 452 (2012, 13 games),
457* (1949, 12 games).
Opp., season: 542 (2017, 13 games).

MOST TOUCHDOWNS SCORED

Game: 10, vs. Rice (10-2-04),
10, at UTEP (11-8-03),
16, vs. Mexico (9-10-49).
Opp., game: 10, by Boise State (10-24-03),
10, by Stanford (9-21-68).
Season: 57 (17 rushing, 35 passing,
2 kickoff return, 2 fumble returns,
1 interception return) (2012),
71* (1949).
Opp., season: 65 (2005).
* - includes a 103-0 win over the University of Mexico

MOST TOUCHDOWNS SCORED BY RUSHING AND PASSING

Season: 52 (2012).
Opp., season: 62 (2005).

HIGHEST SCORING TIE

Game: 48-48, vs. Utah State (9-10-79).

LOWEST SCORING TIE

Game: 0-0, 10 times, last at Fresno State
(11-14-41).

ONE-SIDED WIN

Game: 59-0, vs. College of Idaho (9-20-37).

TEAM RECORDS

ONE-SIDED LOSS

Game: 79-0, by Stanford Frosh (1923).

COME-FROM-BEHIND WIN

Game: 70-63 (trailed 34-7 in the second quarter), vs. Rice (10-2-04).

MOST POINTS SCORED BY TWO TEAMS

Quarter: 61 (fourth quarter - San José State 34, Hawai'i 27), (11-5-99).

Half: 83 (first half - San José State 42, Fresno State 41), (11-29-13).

Game: 133 (San José State 70, Rice 63), (10-2-04).

FEWEST POINTS ALLOWED

Season: 29 (1939).

FEWEST TOUCHDOWNS ALLOWED

Season: 3 (1939).

MOST SHUTOUTS

Season: 8 (1939).

MOST CONSECUTIVE GAMES SCORING

135 (9-23-72 through 9-8-84).

KICK SCORING

MOST FIELD GOALS MADE

Game: 4, seven times, most recent, vs. Boise State (12-19-20).

Opp., game: 5, at Utah State (9-21-85).

Season: 22 (2013).

MOST KICKING PAT'S

Game: 10, vs. Rice (10-2-04).

Opp., game: 10, by Boise State (10-24-03).

Season: 54 (2012).

Opp., season: 58 (2005).

CONSECUTIVE KICKING PAT'S

Game: 10, vs. Rice (10-2-04).

Opp., game: 10, by Boise State (10-24-03).

Season: 40, (40 for 40), 2005.

All-Time: 58, (12 for 12, 40 for 40, 6 for 6), 2003-05,
58, (2 for 2, 33 for 33, 23 for 23), 1997-99.

MOST KICK SCORING POINTS

Game: 16, vs. Pacific (10-19-91).

Season: 108 (2012).

PUNTING

MOST PUNTS

Game: 17 (630 yards), at Wyoming (10-25-69).

Season: 86 (3,726 yards), (2017).

Opp., season: 92 (3,677 yards), (1981).

FEWEST PUNTS

Game: 0, at Hawai'i (11-09-19)

0, vs. Hawai'i (11-15-14),

0, at Hawai'i (11-18-06).

Opp., game: 0, last by Hawai'i (11--09-19).

Two teams, game: 0, San Jose State at Hawai'i (11-09-19)

Season: 34 (1,444 yards), (1960).

Opp., season: 33 (1,356 yards), (2001).

MOST PUNTING YARDS

Game: 630 yards (17 punts), at Wyoming (10-25-69).

Season: 3,726 (86 punts), (2017).

NET PUNTING AVERAGE

Season: 42.4 (2,280 yards on 48 punts), (2015).

KICKOFF RETURNS

MOST KICKOFF RETURNS

Game: 14 (200 yards) at BYU (11-25-67).

Season: 70 (1,479 yards), (2010).

MOST KICKOFF RETURN YARDAGE

Game: 253 (7 returns) at San Diego State (9-22-12).

Opp., game: 208 (5 returns) by UTEP (10-16-01).

Season: 1,479 (70 returns), (2010).

PUNT RETURNS

MOST PUNT RETURNS

Game: 8 (57 yards) vs. Utah State (10-11-86).

Season: 52 (293 yards), (1988).

MOST PUNT RETURN YARDAGE

Game: 150 (7 returns) at UTEP, (10-18-97).

Season: 445 (51 returns), (1990).

DEFENSE

FEWEST YARDS ALLOWED

Game: Minus-11 vs. Mexico (12-4-48),
5, vs. Texas A&I (9-18-39).

Opp., game: 39, by Wyoming (10-25-69).

Season: 927 (1939).

FEWEST YARDS ALLOWED PER GAME

Season: 71.3 (1939).

FEWEST RUSHING YARDS ALLOWED

Game: Minus-49, vs. San Diego State (11-6-71).

Opp., game: Minus-52, by Wyoming (11-4-67).

Season: 724 (1986).

FEWEST PASSING YARDS ALLOWED

Game: Minus-25, vs. Fresno State (11-24-39).

Opp., game: 3, by Oregon (9-20-75).

Season: 727 (1953).

FEWEST PASSING YARDS ALLOWED PER GAME

Season: 88 (1953).

INTERCEPTIONS

MOST INTERCEPTIONS

Game: 6, vs. Hawai'i (11-15-97),

6, vs. Louisiana Tech (10-23-83).

Season: 33 (481 yards), (1949).

MOST INTERCEPTION YARDAGE

Game: 153, at SMU (10-7-00).

Opp., game: 205, by CS Fullerton (11-12-88).

Season: 481 (33 interceptions), (1949).

INTERCEPTIONS RETURNED FOR A

TOUCHDOWN

Game: 2, last at New Mexico State (10-18-08).

Opp., Game: 2, last by Louisiana Tech (10-18-08).

Season: 6 (2000).

FEWEST INTERCEPTIONS

Season: 6 (1999), (1962), (1956).

CONSECUTIVE GAMES INTERCEPTING A PASS

Team: 13 (10-20-01 through 10-5-02).

QUARTERBACK SACKS

Game: 13, vs. Pacific (11-14-81).

Opp: 13, by Utah State (10-13-12)

Season: 58 (1986).

Season, fewest: 7 (1981).

FUMBLES

MOST FUMBLES

Game: 8, vs. CS Fullerton (10-3-85).

Opp., game: 11, by Arizona State (11-7-70).

Season: 46 (1954).

Opp., season: 44 (1950).

MOST FUMBLES LOST

Game: 5, vs. CS Fullerton (11-15-80),
5, at Stanford (9-16-78).

Opp., game: 8, by Arizona State (11-7-70).

Season: 27 (1954).

Opp., season: 27 (1969).

FEWEST FUMBLES LOST

Season: 3 (2007).

TURNOVERS

FEWEST LOST

Season: 9
(2022, 12 games, 7 int., 2 fum.)
(2020, 8 games, 9 int.)

MOST GAINED

Season: 44 (12 fumbles, 32 interceptions) (1939).

PENALTIES

MOST PENALTIES

Game: 24 (199 yards), vs. Fresno State (10-4-86).

Opp., game: 21 (202 yards), by California (9-7-96),

21 (163 yards), by San Diego State (11-14-98).

Season: 133 (999 yards), (1987).

FEWEST PENALTIES

Game: 0, last at Brigham Young (10-8-11).

Opp., game: 0, last by Navy (9-29-12).

Season: 40 (378 yards) (2011).

MOST PENALTY YARDAGE

Game: 199 yards (24 penalties), vs. Fresno State (10-4-86).

Opp., game: 202 yards (21 penalties), by California (9-7-96).

Season: 1,187 (131 penalties), (1986).

LEAST PENALTY YARDAGE

Game: 0 yards, last at Brigham Young (10-8-11).

KEN NIUMATALOLO

Head Football Coach



(Nia-mahta-lolo) The all-time winningest coach in the Naval Academy, Ken Niumatalolo, was named San José State’s 30th head football coach in program history on Jan. 21, 2024. Niumatalolo won a program-best 109 games, led Navy to 10 bowl games over 15 seasons and is a three-time American Athletic Conference (AAC) Coach of the Year (2015, '16, '19). He earned the 2019 Stallings Award, presented to the college football head coach who is both a humanitarian and an exceptional head coach.

Niumatalolo started his reign in Annapolis with eight straight wins over Army and 10 overall, which is the most in the history of the rivalry game. Navy won 6-of-10 bowl games during Niumatalolo’s tenure and picked up wins over Pittsburgh and Kansas State after posting a school record 11-2 marks in 2015 and '19, finishing inside the top 25 for the first time in the last 60 years.

Niumatalolo, 58, helped Navy earn the Lambert Trophy in 2015, awarded to the best team in the East, for the first time since 1963. He led Navy to its first outright division title in 2016 going 7-1 in the AAC, winning the West division, and is the only coach in Navy history to win three-consecutive bowl games. His six bowl wins and six Commander-In-Chief trophies are the most in Navy history.

In 2015, Niumatalolo was one of four coaches to be named a finalist for the Dodd Trophy and the Paul “Bear” Bryant National Coach of the Year Award. In 2016, he was a Dodd Trophy finalist again and was named AFCA Region 1 Coach of the Year. In 2019, he was a Paul “Bear” Bryant National Coach of the Year Award for the second time in his career.

In 2013, Niumatalolo was selected to the inaugural class of the Polynesian Football Hall of Fame and was the second Polynesian head coach in Football Bowl Subdivision (FBS) history and the first Samoan collegiate head coach on any level.

The La’ie, Hawai’i native played quarterback at Hawai’i from 1987-89 and was part of their first bowl team in 1989. After he graduated, he then joined head coach Paul Johnson’s staff at Hawai’i first as a graduate assistant and then eventually as a full-time assistant (1990-94).

In 1995, Niumatalolo followed Johnson to Navy first as the running backs coach and then in 1997 was named the offensive coordinator. His first stint at Navy lasted from 1995-98 before he left to go to UNLV to be tight ends coach/special teams coordinator from 1999-2001. Niumatalolo returned to Navy in 2002 to be assistant head coach under Johnson until taking over head coaching duties in 2007.

Ken Niumatalolo year-by-year in coaching/playing

Year	Team	Assignment
2024	San José State	Head Coach (1-0)
2023	UCLA	Director of Leadership
2022	Navy	Head Coach (4-8)
2021	Navy	Head Coach (4-8)
2020	Navy	Head Coach (3-7)
2019	Navy	Head Coach (11-2) Liberty Bowl Champions
2018	Navy	Head Coach (3-10)
2017	Navy	Head Coach (7-6) Military Bowl Champions
2016	Navy	Head Coach (9-5) Armed Forces Bowl
2015	Navy	Head Coach (11-2) Military Bowl Champions
2014	Navy	Head Coach (8-5) Poinsettia Bowl Champions
2013	Navy	Head Coach (9-4) Armed Forces Bowl Champions
2012	Navy	Head Coach (8-5) Fight Hunger Bowl
2011	Navy	Head Coach (5-7)
2010	Navy	Head Coach (9-4) Poinsettia Bowl
2009	Navy	Head Coach (10-4) Texas Bowl Champions
2008	Navy	Head Coach (8-5) EagleBank Bowl
2007	Navy	Interim Head Coach (0-1) Poinsettia Bowl
2006	Navy	Assistant Head Coach/Offensive Line
2005	Navy	Assistant Head Coach/Offensive Line
2004	Navy	Assistant Head Coach/Offensive Line
2003	Navy	Assistant Head Coach/Offensive Line
2002	Navy	Assistant Head Coach/Offensive Line
2001	UNLV	Tight Ends/Special Teams
2000	UNLV	Tight Ends/Special Teams
1999	UNLV	Tight Ends/Special Teams
1998	Navy	Offensive Coordinator/Quarterbacks
1997	Navy	Offensive Coordinator/Quarterbacks
1996	Navy	Running Backs
1995	Navy	Running Backs
1994	Hawai’i	Assistant Coach
1993	Hawai’i	Assistant Coach
1992	Hawai’i	Assistant Coach
1991	Hawai’i	Graduate Assistant
1990	Hawai’i	Graduate Assistant
1989	Hawai’i	Quarterback
1988	Hawai’i	Quarterback
1987	Hawai’i	Quarterback
1986	Hawai’i	Quarterback



collegepressbox
SINCE 2005 EVERYTHING BUT THE PREGAME MEAL

SJSU UNOFFICIAL DEPTH CHART

OFFENSE

QB	9	Emmett Brown	5-10	187	So-R.
Or	5	Walker Eget	6-3	225	Jr-R.
RB	6	Jabari Bates	5-6	166	So-R.
Or	0	Floyd Chalk IV	5-7	200	Jr.
TE	81	Jacob Stewart	6-5	227	Jr.
		85 Jackson Canaan	6-2	226	Jr-R.
WR	2	TreyShun Hurry	6-2	194	So.
		14 Matthew Coleman	6-0	169	So-R.
WR	3	Nick Nash	6-3	195	Sr-R.
		1 Sawyer Deerman	5-10	185	Fr-R.
WR	11	Justin Lockhart	6-3	196	Sr-R.
		13 Cooper Hoch	6-3	188	Fr-R.
LT	72	Nate Hale	6-5	300	Fr-R.
Or	70	Malik Williams	6-5	302	Jr-R.
LG	74	Sione Nomani	6-4	315	Jr-R.
Or	69	Uluakinofa Taliauli	6-3	294	So-R.
C	62	Tyler Chen	6-3	260	Fr-R.
Or	60	Hudson Mesa	6-1	278	Jr-R.
RG	61	Marist Talavou	6-3	338	Sr-R.
		69 Uluakinofa Taliauli	6-3	294	So-R.
RT	79	Paseti Lapuaho	6-5	285	Jr.
Or	54	Daniel Moleni	6-4	275	Jr.

DEFENSE

DE	91	Quincy Likio	6-2	282	Sr.
		98 John Ward	6-4	245	Sr-R.
NG	42	Soane Toia	6-0	278	Sr.
		50 Gafa Faga	6-2	296	Jr.
DE	37	Dylan Hampsten	6-3	237	Fr-R.
		48 Dejon Roney	6-1	269	Jr.
LB	26	Ethan Powell	6-2	217	Jr.
		24 Malakai Hoeft	6-2	218	Jr.
LB	8	Jordan Cobbs	6-1	235	Sr-R.
		9 Noah McNeal-Franklin	6-0	210	Jr-R.
LB	10	Jordan Pollard	6-0	193	Jr.
		18 Dylan Lee	6-1	227	Fr-R.
LB	4	Taniela Latu	6-2	233	Sr.
		97 John Norwood	6-3	209	So-R.
CB	2	DJ Harvey	5-11	174	Jr-R.
		6 Amir Wallace	6-0	185	Sr-R.
S	7	Jalen Apalit-Williams	6-1	192	Jr-R.
Or	20	Isiah Revis	5-10	189	Jr-R.
S	1	Robert Rahimi	6-1	204	Sr.
		17 Zavion Reese	6-0	193	Jr-R.
CB	25	Michael Dansby	6-0	179	Jr.
		15 Jalen Bainer	5-10	184	Jr-R.

SPECIAL TEAMS

K	11	Kyler Halvorsen	5-10	175	St.
P	39	Dino Beslagic	6-4	207	So-R.
Or	49	Trent Carrizosa	6-4	250	So.
KO	11	Kyler Halvorsen	5-10	175	Sr.
LS	40	Davis Salom	6-1	265	Jr-R.
KR	6	Jabari Bates	5-6	166	So-R.
Or	2	DJ Harvey	5-11	174	Jr-R.
PR	14	Matthew Coleman	6-0	169	So-R.
Or	2	DJ Harvey	5-11	174	Jr-R.

SJSU unofficial depth chart compiled by communications staff as of 09/02/24



2024-25 San Jose St. Football
Game Results
All games

Team Results

Date	Opponent		Score	Overall	Conf	Time	Attend
08/29/2024	Sacramento St.	W	42-24	1-0	0-0	3:39	13811



2024-25 San Jose St. Football
Team Game-by-Game
All games

Date	Opponent	Rushing				Receiving				Passing				Kick Returns				Punt Returns				tot off		
		no.	yds	td	lg	no.	yds	td	lg	cmp	att	int	yds	td	lg	no.	yds	td	lg	no.	yds		td	lg
08/29/2024	Sacramento St.	31	63	2	27	21	324	4	28	21	35	1	324	4	28	3	47	0	24	1	2	0	2	387
San Jose St.		31	63	2	27	21	324	4	28	21	35	1	324	4	28	3	47	0	24	1	2	0	2	387
Opponents		41	177	2	25	21	179	1	21	21	41	2	179	1	21	6	92	0	30	1	8	0	8	356

San Jose St. Averages

Games	Avg/ rush	Avg/ catch	Pass effic	KR avg	PR avg	All purpose avg/game	Total offense avg/game
1	2.0	15.4	169.8	15.7	2.0	436.0	387.0

Date	Opponent	Tackles				Sacks	Fumble	Pass Defense			blkd	PAT attempts			off			
		ua	a	total	tfl-yds	no-yds	ff	fr-yds	int-yds	qbh	brup	kick	kick	rush	rcv	saf	t/o	pts
08/29/2024	Sacramento St.	39	46	85	9.0-23	2-9	3	3-0	2-0	2	6	0	6-6	0	0	0	7	42
San Jose St.		39	46	85	9.0-23	2-9	3	3-0	2-0	2	6	0	6-6	0	0	0	7	42
Opponents		26	32	58	7.0-30	2-20	2	2-0	1-0	3	3	0	3-3	0	0	0	14	24

Date	Opponent	Punting								Field Goals			Kickoffs					
		no.	yds	avg	long	blkd	tb	fc	50+	i20	md-att	long	blkd	no.	yds	avg	tb	ob
08/29/2024	Sacramento St.	4	156	39.0	44	0	0	2	0	2	0-1	0	0	7	386	55.1	1	0
San Jose St.		4	156	39.0	44	0	0	2	0	2	0-1	0	0	7	386	55.1	1	0
Opponents		3	132	44.0	52	0	0	0	1	0	1-2	28	0	5	276	55.2	2	0



2024-25 San Jose St. Football
Opponents Game-by-Game
All games

Date	Opponent	Rushing				Receiving				Passing				Kick Returns				Punt Returns				tot off		
		no.	yds	td	lg	no.	yds	td	lg	cmp	att	int	yds	td	lg	no.	yds	td	lg	no.	yds		td	lg
08/29/2024	Sacramento St.	41	177	2	25	21	179	1	21	21	41	2	179	1	21	6	92	0	30	1	8	0	8	356
Opponents		41	177	2	25	21	179	1	21	21	41	2	179	1	21	6	92	0	30	1	8	0	8	356
San Jose St.		31	63	2	27	21	324	4	28	21	35	1	324	4	28	3	47	0	24	1	2	0	2	387

Opponents Averages

Games	Avg/ rush	Avg/ catch	Pass effc	KR avg	PR avg	All purpose avg/game	Total offense avg/game
1	4.3	8.5	86.2	15.3	8.0	456.0	356.0

Date	Opponent	Tackles				Sacks	Fumble	Pass Defense			blkd	PAT attempts			off			
		ua	a	total	tfl-yds	no-yds	ff	fr-yds	int-yds	qbh	brup	kick	kick	rush	rcv	saf	t/o	pts
08/29/2024	Sacramento St.	26	32	58	7.0-30	2-20	2	2-0	1-0	3	3	0	3-3	0	0	0	14	24
Opponents		26	32	58	7.0-30	2-20	2	2-0	1-0	3	3	0	3-3	0	0	0	14	24
San Jose St.		39	46	85	9.0-23	2-9	3	3-0	2-0	2	6	0	6-6	0	0	0	7	42

Date	Opponent	Punting										Field Goals			Kickoffs			
		no.	yds	avg	long	blkd	tb	fc	50+	i20	md-att	long	blkd	no.	yds	avg	tb	ob
08/29/2024	Sacramento St.	3	132	44.0	52	0	0	0	1	0	1-2	28	0	5	276	55.2	2	0
Opponents		3	132	44.0	52	0	0	0	1	0	1-2	28	0	5	276	55.2	2	0
San Jose St.		4	156	39.0	44	0	0	2	0	2	0-1	0	0	7	386	55.1	1	0



2024-25 San Jose St. Football
Overall Team Statistics
All games

Team Statistics

	SJSU	OPP
Scoring	42	24
Points per game	42.0	24.0
Points Off Turnovers	7	14
First Downs	25	23
Rushing	5	12
Passing	16	9
Penalty	4	2
Rushing Yardage	63	177
Yards gained rushing	123	200
Yards lost rushing	60	23
Rushing attempts	31	41
Average per rush	2.0	4.3
Average per game	63.0	177.0
TDs Rushing	2	2
Passing Yardage	324	179
Comp-Att-Int	21-35-1	21-41-2
Average per pass	9.3	4.4
Average per catch	15.4	8.5
Average per game	324.0	179.0
TDs Passing	4	1
Total offense	387	356
Total plays	66	82
Average per play	5.9	4.3
Average per game	387.0	356.0
Kick returns: #-Yards	3-47	6-92
Punt returns: #-Yards	1-2	1-8
Int returns: #-Yards	2-0	1-0
Kick return average	15.7	15.3
Punt return average	2.0	8.0
Int return average	0.0	0.0
Fumbles-Lost	4-2	5-3
Penalties-Yards	9-70	8-80
Average per game	70.0	80.0
Punts-Yards	4-156	3-132
Average per punt	39.0	44.0
Net punt average	37.0	43.3
Kickoffs-Yards	7-386	5-276
Average per kick	55.1	55.2
Net kick average	38.4	35.8
Time of possession / game	26:19	33:41
3rd-down conversion	5/11	7/16
3rd-down pct	45%	44%
4rd-down conversion	0/0	1/3



2024-25 San Jose St. Football
Overall Team Statistics
All games

	SJSU	OPP
4rd-down pct	0%	33%
Sacks by-Yards	2-9	2-20
Misc Yards	0	0
Touchdowns scored	6	3
Field goals - attempts	0-1	1-2
On-Side kicks	0-0	0-0
Red-zone scores	(3-3) 100%	(4-5) 80%
Red-zone touchdowns	(3-3) 100%	(3-5) 60%
PAT-attempts	(6-6) 100%	(3-3) 100%
2-point conversion-attempts	(0-0) 0%	(0-0) 0%
Attendance	13811	0
Games / Avg per game	1/13811	0/0
Neutral site games	-	0/0

Score by Periods

Team	1st	2nd	3rd	4th	OT	TOT
San Jose St.	7	7	7	21	0	42
Opponents	14	3	7	0	0	24



2024-25 San Jose St. Football
Overall Defense Statistics
All games

Team Defense

##	Player	gp	Tackles				tfl/yds	Sacks no-yds	Pass defense			Fumbles		blkd	
			ua	a	tot				int-yds	brup	qbh	fr-yds	ff	kick	saf
8	Jordan Cobbs	1	3	8	11	1.5-3	.	.	.	1	
1	Robert Rahimi	1	7	2	9	2-7	1-6	
20	Isiah Revis	1	4	4	8	1-3	.	.	2	
10	Jordan Pollard	1	4	4	8	1-1	.	.	.	1	
4	Taniela Latu	1	1	4	5	
91	Quincy Likio	1	.	5	5	0.5-0	1-0	.	.	.	
2	DJ Harvey	1	4	.	4	1-1	.	.	1	
42	Soane Toia	1	2	2	4	
24	Malakai Hoeft	1	.	3	3	
26	Ethan Powell	1	2	1	3	.	.	1-0	
9	Noah McNeal-Franklin	1	2	1	3	
50	Gafa Faga	1	1	2	3	
37	Dylan Hampsten	1	2	1	3	2-8	1-3	1	.	.	
15	Jalen Bainer	1	.	2	2	
21	Kayden Collins	1	.	2	2	
25	Michael Dansby	1	1	1	2	.	.	1-0	1	
6	Amir Wallace	1	2	.	2	.	.	.	2	
97	John Norwood	1	2	.	2	1-0	2	.	.	
96	Reggie Jones, Jr.	1	.	1	1	
45	Pau Reed	1	.	1	1	
48	Dejon Roney	1	1	.	1	
11	Kyler Halvorsen	1	.	1	1	
28	Jean Boyd III	1	1	.	1	
17	Zavion Reese	1	.	1	1	
18	Dylan Lee	1	1-0	.	.	.	
	Totals	1	39	46	85	9-23	2-9	2-0	6	2	3-0	3	0	0	
	Opponents	1	26	32	58	7-30	2-20	1-0	3	3	2-0	2	0	0	



2024-25 San Jose St. Football
Team Game Highs
All games

San Jose St. - Game Highs

RUSHES	31	Sacramento St. (08/29/2024)
YARDS RUSHING	63	Sacramento St. (08/29/2024)
YARDS PER RUSH	2.0	Sacramento St. (08/29/2024)
TD RUSHES	2	Sacramento St. (08/29/2024)
PASS ATTEMPTS	35	Sacramento St. (08/29/2024)
PASS COMPLETIONS	21	Sacramento St. (08/29/2024)
YARDS PASSING	324	Sacramento St. (08/29/2024)
YARDS PER PASS	9.3	Sacramento St. (08/29/2024)
TD PASSES	4	Sacramento St. (08/29/2024)
TOTAL PLAYS	66	Sacramento St. (08/29/2024)
TOTAL OFFENSE	387	Sacramento St. (08/29/2024)
YARDS PER PLAY	5.9	Sacramento St. (08/29/2024)
POINTS	42	Sacramento St. (08/29/2024)
SACKS BY	2	Sacramento St. (08/29/2024)
FIRST DOWNS	25	Sacramento St. (08/29/2024)
PENALTIES	9	Sacramento St. (08/29/2024)
PENALTY YARDS	70	Sacramento St. (08/29/2024)
TURNOVERS	3	Sacramento St. (08/29/2024)
PUNTS	4	Sacramento St. (08/29/2024)
PUNTING AVG	39.0	Sacramento St. (08/29/2024)
LONG PUNT	44	Sacramento St. (08/29/2024)
PUNTS INSIDE 20	2	Sacramento St. (08/29/2024)
LONG PUNT RETURN	2	Sacramento St. (08/29/2024)



2024-25 San Jose St. Football
Opponent Match Highs
All games

Opponent - Game Highs

RUSHES	41	Sacramento St. (08/29/2024)
YARDS RUSHING	177	Sacramento St. (08/29/2024)
YARDS PER RUSH	4.3	Sacramento St. (08/29/2024)
TD RUSHES	2	Sacramento St. (08/29/2024)
PASS ATTEMPTS	41	Sacramento St. (08/29/2024)
PASS COMPLETIONS	21	Sacramento St. (08/29/2024)
YARDS PASSING	179	Sacramento St. (08/29/2024)
YARDS PER PASS	4.4	Sacramento St. (08/29/2024)
TD PASSES	1	Sacramento St. (08/29/2024)
TOTAL PLAYS	82	Sacramento St. (08/29/2024)
TOTAL OFFENSE	356	Sacramento St. (08/29/2024)
YARDS PER PLAY	4.3	Sacramento St. (08/29/2024)
POINTS	24	Sacramento St. (08/29/2024)
SACKS BY	2	Sacramento St. (08/29/2024)
FIRST DOWNS	23	Sacramento St. (08/29/2024)
PENALTIES	8	Sacramento St. (08/29/2024)
PENALTY YARDS	80	Sacramento St. (08/29/2024)
TURNOVERS	5	Sacramento St. (08/29/2024)
PUNTS	3	Sacramento St. (08/29/2024)
PUNTING AVG	44.0	Sacramento St. (08/29/2024)
LONG PUNT	52	Sacramento St. (08/29/2024)
PUNTS INSIDE 20	0	Sacramento St. (08/29/2024)
LONG PUNT RETURN	8	Sacramento St. (08/29/2024)



2024-25 San Jose St. Football
Team Match Lows
All games

San Jose St. - Game Lows

RUSHES	31	Sacramento St. (08/29/2024)
YARDS RUSHING	63	Sacramento St. (08/29/2024)
YARDS PER RUSH	2.0	Sacramento St. (08/29/2024)
TD RUSHES	2	Sacramento St. (08/29/2024)
PASS ATTEMPTS	35	Sacramento St. (08/29/2024)
PASS COMPLETIONS	21	Sacramento St. (08/29/2024)
YARDS PASSING	324	Sacramento St. (08/29/2024)
YARDS PER PASS	9.3	Sacramento St. (08/29/2024)
TD PASSES	4	Sacramento St. (08/29/2024)
TOTAL PLAYS	66	Sacramento St. (08/29/2024)
TOTAL OFFENSE	387	Sacramento St. (08/29/2024)
YARDS PER PLAY	5.9	Sacramento St. (08/29/2024)
POINTS	42	Sacramento St. (08/29/2024)
SACKS BY	2	Sacramento St. (08/29/2024)
FIRST DOWNS	25	Sacramento St. (08/29/2024)
PENALTIES	9	Sacramento St. (08/29/2024)
PENALTY YARDS	70	Sacramento St. (08/29/2024)
INTERCEPTIONS BY	2	Sacramento St. (08/29/2024)
PUNTS	4	Sacramento St. (08/29/2024)
PUNTING AVG	39.0	Sacramento St. (08/29/2024)
LONG PUNT	44	Sacramento St. (08/29/2024)
PUNTS INSIDE 20	2	Sacramento St. (08/29/2024)
LONG PUNT RETURN	2	Sacramento St. (08/29/2024)



2024-25 San Jose St. Football
Opponent Match Lows
All games

Opponent - Game Lows

RUSHES	41	Sacramento St. (08/29/2024)
YARDS RUSHING	177	Sacramento St. (08/29/2024)
YARDS PER RUSH	4.3	Sacramento St. (08/29/2024)
TD RUSHES	2	Sacramento St. (08/29/2024)
PASS ATTEMPTS	41	Sacramento St. (08/29/2024)
PASS COMPLETIONS	21	Sacramento St. (08/29/2024)
YARDS PASSING	179	Sacramento St. (08/29/2024)
YARDS PER PASS	4.4	Sacramento St. (08/29/2024)
TD PASSES	1	Sacramento St. (08/29/2024)
TOTAL PLAYS	82	Sacramento St. (08/29/2024)
TOTAL OFFENSE	356	Sacramento St. (08/29/2024)
YARDS PER PLAY	4.3	Sacramento St. (08/29/2024)
POINTS	24	Sacramento St. (08/29/2024)
SACKS BY	2	Sacramento St. (08/29/2024)
FIRST DOWNS	23	Sacramento St. (08/29/2024)
PENALTIES	8	Sacramento St. (08/29/2024)
PENALTY YARDS	80	Sacramento St. (08/29/2024)
INTERCEPTIONS BY	1	Sacramento St. (08/29/2024)
PUNTS	3	Sacramento St. (08/29/2024)
PUNTING AVG	44.0	Sacramento St. (08/29/2024)
LONG PUNT	52	Sacramento St. (08/29/2024)
PUNTS INSIDE 20	0	Sacramento St. (08/29/2024)
LONG PUNT RETURN	8	Sacramento St. (08/29/2024)



2024-25 San Jose St. Football
Individual Game Highs
All games

San Jose St. - Individual Game Highs

RUSHES	18	Floyd Chalk vs Sacramento St. (08/29/2024)
YARDS RUSHING	87	Floyd Chalk vs Sacramento St. (08/29/2024)
TD RUSHES	2	Floyd Chalk vs Sacramento St. (08/29/2024)
LONG RUSH	27	Floyd Chalk vs Sacramento St. (08/29/2024)
PASS ATTEMPTS	34	Emmett Brown vs Sacramento St. (08/29/2024)
PASS COMPLETIONS	20	Emmett Brown vs Sacramento St. (08/29/2024)
YARDS PASSING	298	Emmett Brown vs Sacramento St. (08/29/2024)
TD PASSES	3	Emmett Brown vs Sacramento St. (08/29/2024)
LONG PASS	28	Emmett Brown vs Sacramento St. (08/29/2024)
RECEPTIONS	10	Nick Nash vs Sacramento St. (08/29/2024)
YARDS RECEIVING	170	Nick Nash vs Sacramento St. (08/29/2024)
TD RECEPTIONS	2	Nick Nash vs Sacramento St. (08/29/2024)
LONG RECEPTION	28	Treyshun Hurry vs Sacramento St. (08/29/2024)
PUNTS	3	Trent Carrizosa vs Sacramento St. (08/29/2024)
PUNTING AVG	41.0	Trent Carrizosa vs Sacramento St. (08/29/2024)
LONG PUNT	44	Trent Carrizosa vs Sacramento St. (08/29/2024)
PUNTS INSIDE 20	1 1	Dino Beslagic vs Sacramento St. (08/29/2024) Trent Carrizosa vs Sacramento St. (08/29/2024)
LONG PUNT RETURN	2	Matthew Coleman vs Sacramento St. (08/29/2024)
LONG KICKOFF RETURN	24	Jabari Bates vs Sacramento St. (08/29/2024)
TACKLES	11	Jordan Cobbs vs Sacramento St. (08/29/2024)
SACKS	1 1	Robert Rahimi vs Sacramento St. (08/29/2024) Dylan Hampsten vs Sacramento St. (08/29/2024)
TACKLES FOR LOSS	2 2	Robert Rahimi vs Sacramento St. (08/29/2024) Dylan Hampsten vs Sacramento St. (08/29/2024)



2024-25 San Jose St. Football
Opponent Individual Match Highs
All games

Opponent - Individual Game Highs

RUSHES	22	Elijah Tau-Tolliver vs Sacramento St. (08/29/2024)
YARDS RUSHING	110	Elijah Tau-Tolliver vs Sacramento St. (08/29/2024)
TD RUSHES	2	Elijah Tau-Tolliver vs Sacramento St. (08/29/2024)
LONG RUSH	25	Ezra Moleni vs Sacramento St. (08/29/2024)
PASS ATTEMPTS	32	Kaiden Bennett vs Sacramento St. (08/29/2024)
PASS COMPLETIONS	17	Kaiden Bennett vs Sacramento St. (08/29/2024)
YARDS PASSING	134	Kaiden Bennett vs Sacramento St. (08/29/2024)
TD PASSES	1	Carson Conklin vs Sacramento St. (08/29/2024)
LONG PASS	21	Kaiden Bennett vs Sacramento St. (08/29/2024)
RECEPTIONS	5 5	Anderson Grover vs Sacramento St. (08/29/2024) Coleman Kuntz vs Sacramento St. (08/29/2024)
YARDS RECEIVING	64	Anderson Grover vs Sacramento St. (08/29/2024)
TD RECEPTIONS	1	Danny Scudero vs Sacramento St. (08/29/2024)
LONG RECEPTION	21	Anderson Grover vs Sacramento St. (08/29/2024)
FIELD GOALS	1	Zach Schreiner vs Sacramento St. (08/29/2024)
LONG FIELD GOALS	28	Zach Schreiner vs Sacramento St. (08/29/2024)
PUNTS	3	Cal McGough vs Sacramento St. (08/29/2024)
PUNTING AVG	44.0	Cal McGough vs Sacramento St. (08/29/2024)
LONG PUNT	52	Cal McGough vs Sacramento St. (08/29/2024)
PUNTS INSIDE 20	none	
LONG PUNT RETURN	8	Anderson Grover vs Sacramento St. (08/29/2024)
LONG KICKOFF RETURN	30	Michael Johnson vs Sacramento St. (08/29/2024)
TACKLES	8	Kaleb Higgins vs Sacramento St. (08/29/2024)
SACKS	1 1	Mason Brosseau vs Sacramento St. (08/29/2024) Fata Puloka vs Sacramento St. (08/29/2024)
TACKLES FOR LOSS	1.5	Ben Ahio vs Sacramento St. (08/29/2024)
INTERCEPTIONS	1	Murvin Kenion III vs Sacramento St. (08/29/2024)



2024-25 San Jose St. Football
Individual Statistics
All games

Rushing

Player	gp	att	gain	loss	net	avg	td	lg	avg/g
Floyd Chalk	1	18	94	7	87	4.8	2	27	87.0
Jabari Bates	1	6	29	3	26	4.3	0	10	26.0
Emmett Brown	1	3	0	33	-33	-11.0	0	0	-33.0
Team	1	4	0	17	-17	-4.3	0	0	-17.0
Total	1	31	123	60	63	2.0	2	27	63.0
Opponents	1	41	200	23	177	4.3	2	25	177.0

Passing

Player	gp	effic	comp-att-int	pct	yds	td	lg	avg/g
Emmett Brown	1	155.7	20-34-1	58.8	298	3	28	298.0
Nick Nash	1	648.4	1-1-0	100.0	26	1	26	26.0
Total	1	169.8	21-35-1	60.0	324	4	28	324.0
Opponents	1	86.2	21-41-2	51.2	179	1	21	179.0

Receiving

Player	gp	no.	yds	avg	td	lg	avg/g
Nick Nash	1	10	170	17.0	2	26	170.0
Justin Lockhart	1	4	42	10.5	1	13	42.0
Matthew Coleman	1	2	19	9.5	0	11	19.0
Treyshun Hurry	1	2	38	19.0	0	28	38.0
Jacob Stewart	1	2	38	19.0	1	26	38.0
Floyd Chalk	1	1	17	17.0	0	17	17.0
Total	1	21	324	15.4	4	28	324.0
Opponents	1	21	179	8.5	1	21	179.0

Scoring

Player	td	fg	PAT					dxp	saf	pts
			kick	rush	rcv	pass				
Nick Nash	2	-	-	-	-	-	-	-	12	
Floyd Chalk	2	-	-	-	-	-	-	-	12	
Justin Lockhart	1	-	-	-	-	-	-	-	6	
Kyler Halvorsen	-	0-1	6-6	-	-	-	-	-	6	
Jacob Stewart	1	-	-	-	-	-	-	-	6	
Total	6	0-1	6-6	0	0	0	0	0	42	
Opponents	3	1-2	3-3	0	0	0	0	0	24	

Field Goals

Player	fg	pct.	01-19	20-29	30-39	40-49	50-99	lg	blk
Kyler Halvorsen	0-1	0.0	0-0	0-0	0-1	0-0	0-0	0	0
Opponents	1-2	50.0	0-0	1-1	0-0	0-0	0-1	28	0

FG Sequence

Team Name	San Jose St.	Opponents
Sacramento St.	39	(28),51

Numbers in (parentheses) indicate field goal was made

Punt Returns

Player	no.	yds	avg	td	lg
Matthew Coleman	1	2	2.0	0	2
Total	1	2	2.0	0	2
Opponents	1	8	8.0	0	8

Interceptions

Player	no.	yds	avg	td	lg
Michael Dansby	1	0	0.0	0	0
Ethan Powell	1	0	0.0	0	0
Total	2	0	0.0	0	0
Opponents	1	0	0.0	0	0

Kick Returns

Player	no.	yds	avg	td	lg
Jabari Bates	2	35	17.5	0	24
Jacob Stewart	1	12	12.0	0	12
Total	3	47	15.7	0	24
Opponents	6	92	15.3	0	30

Fumble Returns

Player	no.	yds	avg	td	lg
John Norwood	1	0	0.0	0	0
Dylan Lee	1	0	0.0	0	0
Quincy Likio	1	0	0.0	0	0
Total	3	0	0.0	0	0
Opponents	2	0	0.0	0	0

Total Offense

Player	g	plays	rush	pass	total	avg/g
Emmett Brown	1	37	-33	298	265	265.0
Floyd Chalk	1	18	87	0	87	87.0
Nick Nash	1	1	0	26	26	26.0
Jabari Bates	1	6	26	0	26	26.0
Team	1	0	-17	0	-17	-17.0
Total	1	66	63	324	387	387.0
Opponents	1	82	177	179	356	356.0

Punting

Player	no.	yds	avg	lg	tb	fc	i20	50+	blk
Trent Carrizosa	3	123	41.0	44	0	2	1	0	0
Dino Beslagic	1	33	33.0	33	0	0	1	0	0
Total	4	156	39.0	44	0	2	2	0	0
Opponents	3	132	44.0	52	0	0	0	1	0

Kickoffs

Player	no.	yds	avg	tb	ob	retn	net	ydIn
Kyler Halvorsen	4	214	53.5	1	0			
Mathias Brown	3	172	57.3	0	0			
Total	7	386	55.1	1	0	6	38.4	26
Opponents	5	276	55.2	2	0	3	35.8	29



2024-25 San Jose St. Football
Individual Statistics
All games

All Purpose

Player	g	rush	rcv	pr	kr	ir	total	avg/g
Nick Nash	1	0	170	0	0	0	170	170.0
Floyd Chalk	1	87	17	0	0	0	104	104.0
Jabari Bates	1	26	0	0	35	0	61	61.0
Jacob Stewart	1	0	38	0	12	0	50	50.0
Justin Lockhart	1	0	42	0	0	0	42	42.0
Treyshun Hurry	1	0	38	0	0	0	38	38.0
Matthew Coleman	1	0	19	2	0	0	21	21.0
Emmett Brown	1	-33	0	0	0	0	-33	-33.0
Team	1	-17	0	0	0	0	-17	-17.0
Total	1	63	324	2	47	0	436	436.0
Opponents	1	177	179	8	92	0	456	456.0



2024-25 San Jose St. Football
Combined Team Statistics
All games

Team Results

Date	Opponent		Score	Att.
08/29/2024	Sacramento St.	W	42-24	13811

Rushing

Player	gp	att	gain	loss	net	avg	td	lg	avg/g
Floyd Chalk	1	18	94	7	87	4.8	2	27	87.0
Jabari Bates	1	6	29	3	26	4.3	0	10	26.0
Emmett Brown	1	3	0	33	-33	-11.0	0	0	-33.0
Team	1	4	0	17	-17	-4.3	0	0	-17.0
Total	1	31	123	60	63	2.0	2	27	63.0
Opponents	1	41	200	23	177	4.3	2	25	177.0

Passing

Player	gp	effic	comp-att-int	pct	yds	td	lg	avg/g
Emmett Brown	1	155.7	20-34-1	58.8	298	3	28	298.0
Nick Nash	1	648.4	1-1-0	100.0	26	1	26	26.0
Total	1	169.8	21-35-1	60.0	324	4	28	324.0
Opponents	1	86.2	21-41-2	51.2	179	1	21	179.0

Receiving

Player	gp	no.	yds	avg	td	lg	avg/g
Nick Nash	1	10	170	17.0	2	26	170.0
Justin Lockhart	1	4	42	10.5	1	13	42.0
Matthew Coleman	1	2	19	9.5	0	11	19.0
Treyshun Hurry	1	2	38	19.0	0	28	38.0
Jacob Stewart	1	2	38	19.0	1	26	38.0
Floyd Chalk	1	1	17	17.0	0	17	17.0
Total	1	21	324	15.4	4	28	324.0
Opponents	1	21	179	8.5	1	21	179.0

Game Records

Record	Overall	Home	Away	Neutral
ALL GAMES	1-0	1-0	0-0	0-0
CONFERENCE	0-0	0-0	0-0	0-0
NON-CONFERENCE	1-0	1-0	0-0	0-0

Team Statistics

	SJSU	OPP
First Downs	25	23
Rushing	5	12
Passing	16	9
Penalty	4	2
Rushing Yardage	63	177
Rushing attempts	31	41
Average per rush	2.0	4.3
Average per game	63.0	177.0
TDs Rushing	2	2
Passing Yardage	324	179
Comp-Att-Int	21-35-1	21-41-2
Average per pass	9.3	4.4
Average per catch	15.4	8.5
Average per game	324.0	179.0
TDs Passing	4	1
Total offense	387	356
Average per play	5.9	4.3
Average per game	387.0	356.0
Kick returns: #-Yards	3-47	6-92
Punt returns: #-Yards	1-2	1-8
Int returns: #-Yards	2-0	1-0
Fumbles-Lost	4-2	5-3
Penalties-Yards	9-70	8-80
Punts-Avg	4-39.0	3-44.0
Time of possession / game	26:19	33:41
3rd-down conversion	5/11	7/16
4rd-down conversion	0/0	1/3
PAT-attempts	(6-6) 100%	(3-3) 100%
2-point conversion-attempts	(0-0) 0%	(0-0) 0%

Interceptions

Player	no.	yds	avg	td	lg
Michael Dansby	1	0	0.0	0	0
Ethan Powell	1	0	0.0	0	0
Total	2	0	0.0	0	0
Opponents	1	0	0.0	0	0



Field Goals

Player	fg	pct.	01-19	20-29	30-39	40-49	50-99	lg	blk
Kyle Halvorse	0-1	0.0	0-0	0-0	0-1	0-0	0-0	0	0
Opponents	1-2	50.0	0-0	1-1	0-0	0-0	0-1	28	0

Punting

Player	no.	yds	avg	lg	tb	fc	i20	50+	blk
Trent Carrizosa	3	123	41.0	44	0	2	1	0	0
Dino Beslagic	1	33	33.0	33	0	0	1	0	0
Total	4	156	39.0	44	0	2	2	0	0
Opponents	3	132	44.0	52	0	0	0	1	0

Punt Returns

Player	no.	yds	avg	td	lg
Matthew Coleman	1	2	2.0	0	2
Total	1	2	2.0	0	2
Opponents	1	8	8.0	0	8

Scoring

Player	td	fg	PAT					pts	
			kick	rush	rcv	pass	dxp		saf
Nick Nash	2	-	-	-	-	-	-	-	12
Floyd Chalk	2	-	-	-	-	-	-	-	12
Justin Lockhart	1	-	-	-	-	-	-	-	6
Kyler Halvorse	-	0-1	6-6	-	-	-	-	-	6
Jacob Stewart	1	-	-	-	-	-	-	-	6
Total	6	0-1	6-6	0	0	0	0	0	42
Opponents	3	1-2	3-3	0	0	0	0	0	24

Kick Returns

Player	no.	yds	avg	td	lg
Jabari Bates	2	35	17.5	0	24
Jacob Stewart	1	12	12.0	0	12
Total	3	47	15.7	0	24
Opponents	6	92	15.3	0	30

All Purpose

Player	g	rush	rcv	pr	kr	ir	total	avg/g
Nick Nash	1	0	170	0	0	0	170	170.0
Floyd Chalk	1	87	17	0	0	0	104	104.0
Jabari Bates	1	26	0	0	35	0	61	61.0
Jacob Stewart	1	0	38	0	12	0	50	50.0
Justin Lockhart	1	0	42	0	0	0	42	42.0
Treyshun Hurry	1	0	38	0	0	0	38	38.0
Matthew Coleman	1	0	19	2	0	0	21	21.0
Emmett Brown	1	-33	0	0	0	0	-33	-33.0
Total	1	63	324	2	47	0	436	436.0
Opponents	1	177	179	8	92	0	456	456.0

Score by Periods

Team	1st	2nd	3rd	4th	OT	TOT
San Jose St.	7	7	7	21	0	42
Opponents	14	3	7	0	0	24

Total Offense

Player	g	plays	rush	pass	total	avg/g
Emmett Brown	1	37	-33	298	265	265.0
Floyd Chalk	1	18	87	0	87	87.0
Nick Nash	1	1	0	26	26	26.0
Jabari Bates	1	6	26	0	26	26.0
Total	1	66	63	324	387	387.0
Opponents	1	82	177	179	356	356.0



2024-25 San Jose St. Football
 Combined Team Statistics
 All games

Team Defense

##	Player	gp	Tackles				tfl/yds	Sacks no-yds	Pass defense			Fumbles		blkd	
			ua	a	tot				int-yds	brup	qbh	fr-yds	ff	kick	saf
8	Jordan Cobbs	1	3	8	11	1.5-3	.	.	.	1	
1	Robert Rahimi	1	7	2	9	2-7	1-6	
10	Jordan Pollard	1	4	4	8	1-1	.	.	.	1	
20	Isiah Revis	1	4	4	8	1-3	.	.	2	
4	Taniela Latu	1	1	4	5	
91	Quincy Likio	1	.	5	5	0.5-0	1-0	.	.	.	
42	Soane Toia	1	2	2	4	
2	DJ Harvey	1	4	.	4	1-1	.	.	1	
26	Ethan Powell	1	2	1	3	.	.	1-0	
9	Noah McNeal-Franklin	1	2	1	3	
37	Dylan Hampsten	1	2	1	3	2-8	1-3	1	.	.	
50	Gafa Faga	1	1	2	3	
24	Malakai Hoeft	1	.	3	3	
6	Amir Wallace	1	2	.	2	.	.	.	2	
15	Jalen Bainer	1	.	2	2	
21	Kayden Collins	1	.	2	2	
25	Michael Dansby	1	1	1	2	.	.	1-0	1	
97	John Norwood	1	2	.	2	1-0	2	.	.	
17	Zavion Reese	1	.	1	1	
28	Jean Boyd III	1	1	.	1	
11	Kyler Halvorsen	1	.	1	1	
48	Dejon Roney	1	1	.	1	
96	Reggie Jones, Jr.	1	.	1	1	
45	Pau Reed	1	.	1	1	
18	Dylan Lee	1	1-0	.	.	.	
Totals		1	39	46	85	9-23	2-9	2-0	6	2	3-0	3	0	0	
Opponents		1	26	32	58	7-30	2-20	1-0	3	3	2-0	2	0	0	



2024-25 San Jose St. Football
Games Played
All games

##	Player	GP-GS	SacSt
0	Kejuan Bullard, Jr.	0/0	...
0	Floyd Chalk	1/0	XXX
1	Robert Rahimi	1/1	START
1	Sawyer Deerman	0/0	...
2	DJ Harvey	1/1	START
2	Treyshun Hurry	1/1	START
3	Nick Nash	1/1	START
4	Taniela Latu	1/1	START
4	Kyri Shoels	0/0	...
5	Walker Eget	1/0	XXX
5	Larry Turner-Gooden	1/0	XXX
6	Amir Wallace	1/0	XXX
6	Jabari Bates	1/1	START
7	Jalen Apalit-Williams	0/0	...
7	Xavier Ward	0/0	...
8	Jordan Cobbs	1/1	START
9	Emmett Brown	1/1	START
9	Noah McNeal-Franklin	1/0	XXX
10	Jordan Pollard	1/1	START
11	Justin Lockhart	1/1	START
11	Kyler Halvorsen	1/0	XXX
12	Malikhi Miller	0/0	...
12	Greco Carrillo	1/0	XXX
13	Cooper Hoch	1/0	XXX
14	Matthew Coleman	1/0	XXX
15	Jalen Bainer	1/0	XXX
15	Macloud Crowton	0/0	...
16	Naseri Danielson	1/0	XXX
16	CJ Lee	0/0	...
17	Zavion Reese	1/0	XXX
18	Dylan Lee	1/0	XXX
19	David Tuihalangie	1/0	XXX
20	Isiah Revis	1/1	START
21	Kayden Collins	1/0	XXX
22	Paolo Burak	0/0	...
23	Justin Stearns	0/0	...
23	Roy Gardner	0/0	...
24	Sebastian Macaluso	0/0	...
24	Malakai Hoeft	1/0	XXX
25	Michael Dansby	1/0	XXX
26	Ethan Powell	1/0	XXX
26	Lamar Radcliffe	0/0	...
27	Joseph Bey	0/0	...
28	Jean Boyd III	1/0	XXX
28	Zack Homan	0/0	...
29	Jaylen Thomas	0/0	...
31	Hunter Nowell	0/0	...
32	Caleb Womack	0/0	...
33	Gregory McClendon III	0/0	...
34	Viliani Teu	0/0	...
35	Luke Richey	0/0	...
37	Dylan Hampsten	1/0	XXX
38	Nassir Pitters	1/0	XXX
39	Dino Beslagic	1/0	XXX
40	Davis Salom	1/0	XXX
40	Kade Millard	0/0	...
41	Matt Robinson	1/0	XXX
42	Soane Toia	1/1	START
43	John Ward	1/1	START
44	Alexander Cobbs	1/0	XXX



2024-25 San Jose St. Football
Games Played
All games

##	Player	GP-GS	SacSt
45	Pau Reed	1/0	XXX
46	Matthew Fadelli	0/0	...
48	Dejon Roney	1/0	XXX
49	Trent Carrizosa	1/0	XXX
50	Gafa Faga	1/1	START
53	Brady Van Bennekum	0/0	...
54	Daniel Moleni	1/0	XXX
60	Hudson Mesa	1/0	XXX
61	Marist Talavou	0/0	...
62	Tyler Chen	1/1	START
63	Mohammad Othman	0/0	...
64	Nathan Balestrieri	0/0	...
65	Denaris DeRosa, Jr.	0/0	...
66	Will Leys	0/0	...
67	Justice Turner	0/0	...
68	Mitchell Brown	0/0	...
69	Uluakinofu Taliauli	1/1	START
70	Malik Williams	1/1	START
71	Tevita Manukainiu	0/0	...
72	Nate Hale	1/0	XXX
73	Laakea Kapoi	0/0	...
74	Sione Nomani	1/1	START
75	Joseph Harbert	0/0	...
76	Manuel Serna	0/0	...
78	David Perez	0/0	...
79	Peseti Lapuaho	1/1	START
81	Jacob Stewart	1/0	XXX
83	Kamaehu Kopa-Kaawalaule	0/0	...
85	Jackson Canaan	1/1	START
86	Skylar Loving-Black	1/0	XXX
87	Grant Norberg	1/0	XXX
88	Miles Hull	0/0	...
90	Akio Martinson	0/0	...
91	Quincy Likio	1/1	START
92	Noa Siaosi	1/0	XXX
93	Etu Finau	0/0	...
94	Mata Hola	0/0	...
95	Tangata Tuitupou	0/0	...
96	Reggie Jones, Jr.	1/0	XXX
97	John Norwood	1/1	START
99	Nate Lewis	1/0	XXX
99	Mathias Brown	1/0	XXX



2024-25 San Jose St. Football
Total Tackles Game-by-Game
All games

Total Tackles

Player	S-A	Total	SacSt
Jordan Cobbs	3-8	11	3-8
Robert Rahimi	7-2	9	7-2
Jordan Pollard	4-4	8	4-4
Isiah Revis	4-4	8	4-4
Taniela Latu	1-4	5	1-4
Quincy Likio	0-5	5	0-5
DJ Harvey	4-0	4	4-0
Soane Toia	2-2	4	2-2
Noah McNeal-Franklin	2-1	3	2-1
Ethan Powell	2-1	3	2-1
Dylan Hampsten	2-1	3	2-1
Gafa Faga	1-2	3	1-2
Malakai Hoeft	0-3	3	0-3
Amir Wallace	2-0	2	2-0
John Norwood	2-0	2	2-0
Michael Dansby	1-1	2	1-1
Jalen Bainer	0-2	2	0-2
Kayden Collins	0-2	2	0-2
Jean Boyd III	1-0	1	1-0
Dejon Roney	1-0	1	1-0
Kyler Halvorsen	0-1	1	0-1
Zavion Reese	0-1	1	0-1
Pau Reed	0-1	1	0-1
Reggie Jones, Jr.	0-1	1	0-1



Rushing

Player	No-Yds/TD	SacSt
Floyd Chalk	18-87/2	18-87/2
Jabari Bates	6-26/0	6-26/0
Emmett Brown	3--33/0	3--33/0

Receiving

Player	No-Yds/TD	SacSt
Nick Nash	10-170/2	10-170/2
Justin Lockhart	4-42/1	4-42/1
Treyshun Hurry	2-38/0	2-38/0
Jacob Stewart	2-38/1	2-38/1
Matthew Coleman	2-19/0	2-19/0
Floyd Chalk	1-17/0	1-17/0



Punt Returns

Player	No-Yds	SacSt
Matthew Coleman	1-2	1-2

Kick Returns

Player	No-Yds	SacSt
Jabari Bates	2-35	2-35
Jacob Stewart	1-12	1-12

Interceptions Returns

Player	No-Yds	SacSt
Michael Dansby	1-0	1-0
Ethan Powell	1-0	1-0

Fumble Returns

Player	No-Yds	SacSt
Dylan Lee	1-0	1-0
Quincy Likio	1-0	1-0
John Norwood	1-0	1-0



2024-25 San Jose St. Football
Sacks Game-by-Game
All games

Player	UA-A	Total	SacSt
Robert Rahimi	1-0	1	1-6
Dylan Hampsten	1-0	1	1-3



**2024-25 San Jose St. Football
Tackles For Loss Game-by-Game
All games**

Player	UA-A	Total	SacSt
Robert Rahimi	2-0	2.0	2.0-7
Dylan Hampsten	2-0	2.0	2.0-8
Jordan Cobbs	1-1	1.5	1.5-3
DJ Harvey	1-0	1.0	1.0-1
Jordan Pollard	1-0	1.0	1.0-1
Isiah Revis	1-0	1.0	1.0-3
Quincy Likio	0-1	0.5	0.5-0



Fumbles

Player	No-Lost	SacSt
Emmett Brown	2-0	2-0
Jabari Bates	1-0	1-0

Fumbles Forced

Player	Number	SacSt
John Norwood	2	2
Dylan Hampsten	1	1

Fumbles Recovered

Player	Number	SacSt
Dylan Lee	1	1
Quincy Likio	1	1
John Norwood	1	1



2024-25 San Jose St. Football
Passing Game-by-Game
All games

#3 Nick Nash	Comp	Att	Int	Pct	Yards	TD	Long	Sacked	Effic.
Sacramento St.	1	1	0	100.0	26	1	26	0-0	648.4
Totals	1	1	0	100.0	26	1	26	0-0	648.4

#9 Emmett Brown	Comp	Att	Int	Pct	Yards	TD	Long	Sacked	Effic.
Sacramento St.	20	34	1	58.8	298	3	28	2-20	155.7
Totals	20	34	1	58.8	298	3	28	2-20	155.7



2024-25 San Jose St. Football
 Red-Zone Results
 All games

San Jose St. Inside Opponent Red-Zone

Date	Opponent	Score	Times	Times	Total	Rush		Pass	FGs	Failed to score inside RZ						
			In RZ	Scored	Pts	TDs	TDs	TDs	Made	FGA	Down	Int	Fumb	Half	Game	
08/29/2024	Sacramento St.	W 42-24	3	3	21	3	1	2	0	0	0	0	0	0	0	0
Totals 3 of 3 (100.0%)			3	3	21	3	1	2	0	0	0	0	0	0	0	0

Opponents Inside San Jose St. Red-Zone

Date	Opponent	Score	Times	Times	Total	Rush		Pass	FGs	Failed to score inside RZ					
			In RZ	Scored	Pts	TDs	TDs	TDs	Made	FGA	Down	Int	Fumb	Half	Game
08/29/2024	Sacramento St.	W 42-24	5	4	24	3	2	1	1	1	0	0	1	0	0
Totals 4 of 5 (80.0%)			5	4	24	3	2	1	1	1	0	0	1	0	0



**2024-25 San Jose St. Football
Tackles Breakdown
All games**

All Tackles

Player	Total	Rush	Pass	Sack	KO	Punt	Int	Fumb	FF	Other
Jordan Cobbs	11	0	0	1.5	0	0	0	0	0	9.5
Robert Rahimi	9	0	0	2	0	0	0	0	0	7
Jordan Pollard	8	0	0	1	0	0	0	0	0	7
Isiah Revis	8	0	0	1	0	0	0	0	0	7
Taniela Latu	5	0	0	0	0	0	0	0	0	5
Quincy Likio	5	0	0	0.5	0	0	0	0	0	4.5
Soane Toia	4	0	0	0	0	0	0	0	0	4
DJ Harvey	4	0	0	1	0	0	0	0	0	3
Ethan Powell	3	0	0	0	0	0	0	0	0	3
Noah McNeal-Franklin	3	0	0	0	0	0	0	0	0	3
Dylan Hampsten	3	0	0	2	0	0	0	0	0	1
Gafa Faga	3	0	0	0	0	0	0	0	0	3
Malakai Hoeft	3	0	0	0	0	0	0	0	0	3
Amir Wallace	2	0	0	0	0	0	0	0	0	2
Jalen Bainer	2	0	0	0	0	0	0	0	0	2
Kayden Collins	2	0	0	0	0	0	0	0	0	2
Michael Dansby	2	0	0	0	0	0	0	0	0	2
John Norwood	2	0	0	0	0	0	0	0	0	2
Zavion Reese	1	0	0	0	0	0	0	0	0	1
Jean Boyd III	1	0	0	0	0	0	0	0	0	1
Kyler Halvorsen	1	0	0	0	0	0	0	0	0	1
Dejon Roney	1	0	0	0	0	0	0	0	0	1
Reggie Jones, Jr.	1	0	0	0	0	0	0	0	0	1
Pau Reed	1	0	0	0	0	0	0	0	0	1
Total	85	0	0	9	0	0	0	0	0	76

Rushing Tackles

Player	No.
Total	0

Passing Tackles

Player	No.
Total	0

Special Teams Tackles

Player	Total	KO	Punt
Total	0	0	0

Kickoff return Tackles

Player	No.
Total	0

Punt Return Tackles

Player	No.
Total	0



2024-25 San Jose St. Football
By Quarter Statistics
All games

3rd-Down Conversions

Date	Opponent	Score	Overall	1st Qtr	2nd Qtr	3rd Qtr	4th Qtr	Overtime
08/29/2024	Sacramento St. W	42-24	5-11 45.5	1-1 100.0	1-4 25.0	2-3 66.7	1-3 33.3	0-0 0.0
San Jose St.			5-11 45.5	1-1 100.0	1-4 25.0	2-3 66.7	1-3 33.3	0-0 0.0
Opponents			7-16 43.8	4-5 80.0	0-4 0.0	3-4 75.0	0-3 0.0	0-0 0.0

4th-Down Conversions

Date	Opponent	Score	Overall	1st Qtr	2nd Qtr	3rd Qtr	4th Qtr	Overtime
08/29/2024	Sacramento St. W	42-24	0-0 0.0	0-0 0.0	0-0 0.0	0-0 0.0	0-0 0.0	0-0 0.0
San Jose St.			0-0 0.0	0-0 0.0	0-0 0.0	0-0 0.0	0-0 0.0	0-0 0.0
Opponents			1-3 33.3	0-0 0.0	1-2 50.0	0-0 0.0	0-1 0.0	0-0 0.0

Time of Possession

Date	Opponent	Score	Overall	1st Qtr	2nd Qtr	3rd Qtr	4th Qtr	Overtime
08/29/2024	Sacramento St. W	42-24	26:19	03:35	05:51	04:10	12:43	00:00
San Jose St.			Total 26:19	03:35	05:51	04:10	12:43	00:00
			Avg. 26:19	03:35	05:51	04:10	12:43	00:00
Opponents			Total 33:41	08:22	12:12	08:31	04:36	00:00
			Avg. 33:41	08:22	12:12	08:31	04:36	00:00



**2024-25 San Jose St. Football
Team Game-by-Game Comparison
All games**

Opponent	Score	First Downs			Pen	Rushing Number-Yards	Passing		Total Offense Plays-Yards	Return Yards	Turn- Overs
		Total	Rush	Pass			Comp-Att.-Int	Yards			
Sacramento St.	42-24	25 / 23	5 / 12	16 / 9	4 / 2	31-63 / 41-177	21-35-1 / 21-41-2	324 / 179	66-387 / 82-356	49 / 100	3 / 5
Totals	42-24	25 / 23	5 / 12	16 / 9	4 / 2	31-63 / 41-177	21-35-1 / 21-41-2	324 / 179	66-387 / 82-356	49 / 100	3 / 5

Opponents	3rd Down Conversion	4th Down Conversion	Time of Possession	TOP Margin	Avg Yds/Rush	Avg Yds/Pass	Avg Yds/Play	Punting Number-Avg	Penalties Number-Yards	Sacks
Sacramento St.	5-11 / 7-16	0-0 / 1-3	26:19 / 33:41	-07:22	2.0 / 4.3	9.3 / 4.4	5.9 / 4.3	4-39.0 / 3-44.0	9-70.0 / 8-80.0	2 / 2
Totals	5-11 / 7-16	0-0 / 1-3	26:19 / 33:41	-07:22	2.0 / 4.3	9.3 / 4.4	5.9 / 4.3	4-39.0 / 3-44.0	9-70.0 / 8-80.0	2 / 2

Note: Game totals are displayed in the format TEAM/OPPONENT for each category



2024-25 San Jose St. Football
Results and Comparison
All games

Date	Opponent		Score	Overall	Conf	Time	Attend
08/29/2024	Sacramento St.	W	42-24	1-0	0-0	3:39	13811

Opponent	Score	First Downs				Rushing Number-Yards	Passing		Total Offense Plays-Yards	Return Yards	Turn- Overs
		Total	Rush	Pass	Pen		Comp-Att.-Int	Yards			
Sacramento St.	42-24	25 / 23	5 / 12	16 / 9	4 / 2	31-63 / 41-177	21-35-1 / 21-41-2	324 / 179	66-387 / 82-356	49 / 100	3 / 5
Totals	42-24	25 / 23	5 / 12	16 / 9	4 / 2	31-63 / 41-177	21-35-1 / 21-41-2	324 / 179	66-387 / 82-356	49 / 100	3 / 5



2024-25 San Jose St. Football
All-Purpose Yards Game-by-Game
All games

Player	Total	SacSt
Nick Nash	170	170
Floyd Chalk	104	104
Jabari Bates	61	61
Jacob Stewart	50	50
Justin Lockhart	42	42
Treyshun Hurry	38	38
Matthew Coleman	21	21
Emmett Brown	-33	-33