

SJSU FOOTBALL

GAMEDAY INFORMATION

TV
TALENT

truTV max

Ari Wolfe, Darius Walker, Nabil Karim

RADIO
TALENT



Kevin Richardson, Buck Roggeman

LIVE STATS
BE SOCIAL

SJSUstats.com
@SanJoseStateFB

MEDIA SCHEDULE

Monday: No media availability

Tuesday: Practice 9:40 a.m. - 11:30 a.m.

Ken Niumatalolo Weekly Presser 1 p.m. (SAC Press Room)

Wednesday: Practice 9:40 a.m. - 11:30 a.m.

Thursday: Practice 9:40 a.m. - 11:30 a.m.

Friday: No media availability

ALL players and coaches are available upon request following practice. Practice is open to media for first 40 minutes.

FOOTBALL CONTACT

Associate AD for Com. & Broadcasting.....**Sky Kerstein (W. Mich., NU)**

Cell **703-597-4950**

E-mail sky.kerstein@sjsu.edu

GENERAL INFORMATION

San José State University Founded in 1857

Location..... San Jose, Calif.

Enrollment 32,157

Nickname Spartans

Colors Gold, White and Blue

Conference..... Mountain West (MW)

Stadium CEFCU Stadium (19,000)

President Dr. Cynthia Teniente-Matson (UAF, UAA, FS)

Director of Athletics..... Jeff Konya (Princeton, Iowa)

FB Sport Admin Scott MacDonald (St. Andrews, Oakland)

Dir. of Football Ops..... Garrett Wolfe (Texas)

FOOTBALL HISTORY

First Year / Record..... 1898 / 517-533-38 (.493)

Bowl Record..... 7-6 (.539)

Conference Titles (last)..... 17 (Mountain West, '20)

2024 SCHEDULE

Date	Opponent	Time/Result/TV (PT)
8/29	SACRAMENTO ST.	W, 42-24
9/7	at Air Force*	W, 17-7
9/14	KENNESAW ST.	W, 31-10
9/20	at Washington St.	L, 54-52 (2OT)
10/5	NEVADA*	W, 35-31
10/12	at Colorado St.*	12:30 p.m. (PT)
10/19	WYOMING*	1:00 p.m.
10/26	at Fresno St.*	5:00 p.m.
11/9	at Oregon St.	12:30 p.m./7:30 p.m.
11/16	BOISE ST.*	4:00 p.m.
11/22	UNLV*	7:00 p.m.
11/29	STANFORD	1:00 p.m.
12/05	MW Championship	5:00 p.m.

Pacific Time listed for all games

* - Mountain West game

GAME
6



SAN JOSÉ STATE (4-1, 2-0 MW) vs. COLORADO STATE (2-3, 0-0 MW)

Oct. 12, 2024 // 12:30 p.m. (PT) // TruTV/MAX // Fort Collins, Colo. (Canvas Stadium)



OPENING DRIVE

• The defending co-regular season Mountain West champions look for their fourth bowl game in the last five years and a third bowl game in a row.

• The Spartans are 10-2 in their last 12 games overall and have won eight straight conference games.

• At 4-1, the Spartans have the best record out of every California FBS school.

• The Spartans have won seven bowl games ever, new head coach **Ken Niumatalolo** has six bowl wins as a head coach.

• The Spartans had 11 first-time FBS starters in their game vs. Sac State (8/29/24), which was the fifth most in the country. The Spartans have started 17 first-time FBS starters through five games, the country's fourth-most.

• The Spartans have seven home games for the first time since 2006 and are 13-2 in their last 15 games at CEFCU Stadium and 19-5 at CEFCU Stadium since 2020.

• The Spartans had five takeaways against Sac State (8/29/24), which was the most takeaways for SJSU since having six against New Mexico on Oct. 4, 2019.

• SJSU has forced 13 turnovers this season, which is good for fifth in the nation. The Spartans' eight interceptions are good for fourth in the nation and second in the Mountain West.

• The Spartans' +3 turnover margin is good for third in the conference.

• Against Nevada (10/5/24), the Spartans had no turnovers for the first time this season.

• This season, **Nick Nash** leads all FBS players outright in receptions (55), receptions per game (11.0) and receiving touchdowns (nine). **Nash** is the third FBS player since 1996 to have 50+ receptions and 8+ touchdown receptions through the team's first four games of the season (Texas Tech's Michael Crabtree in 2007 and Louisiana Tech's Troy Edwards in 1998).

• **Nash** is second in FBS in receiving yards per game (142.4) and second in the country with 712 receiving yards.

• **Nash** was named Mountain West Offensive Player of the Week (9/16/24) following his career-high 17 receptions for a career-best 225 yards with three touchdown catches in the game. It was the second time in his career **Nash** has caught three touchdown passes in a game (8/26/23 at No. 6 USC).

• **Nash** is tied for second in SJSU history with 18 receiving touchdowns and has only been a true wide receiver for 19 games.

SPARTANS

Ken Niumatalolo (1st/16th) **COACH** Jay Norvell (3rd/8th)

4-1 (.800)

113-84 (.574)

0-0 (.000)

MATCHUP

RECORD AT SCHOOL

OVERALL RECORD

VS. OPPONENT

RAMS

10-19 (.345)

43-45 (.489)

4-2 (.667)

INSIDE THE SERIES

OVERALL: - 5-7-0

STREAK: - W1

IN FORT COLLINS: - 2-4

IN SAN JOSE: - 3-3

NEUTRAL: - 0-0

LAST 5 MEETINGS: - 1-4

LAST FIVE MEETINGS

11/05/22	W	28-16	H	San Jose (CEFCU)
10/09/21	L	32-14	A	Fort Collins
10/06/18	L	42-30	H	San Jose (CEFCU)
11/18/17	L	42-14	A	Fort Collins
11/01/14	L	38-31	H	San Jose (CEFCU)

• **Nash** broke the SJSU regular-season reception record of 15 against Kennesaw State with 17 receptions (9/14/24) set by **Tuati Wooden** (vs. Tulsa, 2003), **Steven Pulley** (vs. Stanford, 1999), and **Guy Liggins** (vs. Fresno State, 1986).

• **Nash** had 17 (9/14/24 vs. Kennesaw State) and 16 receptions (9/20/24 at WSU). The 17 receptions are the most for an FBS wide receiver in a single game since Nevada's Romeo Doubs had 19 receptions in 2021 against Fresno State. The 17 and 16 receptions are the first and second most by any FBS receiver in a game this season.

• Pro Football Focus (PFF) has **Nash** ranked as the third-best wide receiver in the country with a grade of 89.9.

• **Nash** also threw his first touchdown pass since Oct. 30, 2021, and the 11th of his career when he found **Jacob Stewart** for a 26-yard score (8/29/24 vs. Sac State). **Nash** is the first non-quarterback to throw a touchdown pass for the Spartans since **Tre Walker** threw a 54-yard touchdown pass in 2017 against San Diego State.

• **Nash** is only the third FBS player in the last three years to throw a passing touchdown and have two receiving touchdowns in the same game (KJ Concepcion of NC State in 2023 and Xavier Worthy of Texas in 2022).

• **Nash** threw his second touchdown pass of the season against Nevada (10/5/24) and the last time the Spartans were at Colorado State (10/09/21), **Nash** was the starting quarterback for the Spartans.

• **Emmett Brown** started for the first time in his SJSU career (Sac State 8/29/24) and threw for 298 yards which is the most since **Clint Carlson** in 2001, who threw for 366 yards against Texas-El Paso in his first SJSU start.

MORE NEWS AND NOTES

• **Brown** is at the top of the Mountain West, fifth in the country with 15 passing touchdowns, and tops in the MW, and 16th in the country with 1,460 passing yards. He is also second in the conference with a 147.39 passing efficiency which is good for 47th in the nation.

• **Brown** threw for 355 yards and four touchdowns against Kennesaw State (9/14/24). The 355 yards passing were the most for the Spartans since Dec. 20, 2022, when **Chevan Cordeiro** threw for 366 yards, and the four touchdown passes were the most for the Spartans since Cordeiro against Utah State (11/19/22).

• The Spartans are averaging 328.6 yards passing per game which is good for eighth in the country and first in the Mountain West. Only one game this year the Spartans haven't hit 324 or more yards passing.

• The Spartans' most passing yards in a game last year was 325.

• **Jordan Pollard** led the Spartans with a career-high 17 tackles against Air Force (9/7/24) on his way to winning his first Mountain West Defensive Player of the Week award (9/9/24).

• **Pollard's** 17 tackles in the game are the fifth most in a game this season.

• **Pollard** has 54 total tackles this season to lead the Mountain West and ninth in the country.

• **Pollard** also had his first career carry at Wash. State (9/20/24) thanks to a fake punt as he ran nine yards for the first down.

• **Niumatalolo** won his first game at SJSU with a 42-24 win over Sac. State (8/29/24), and he is the first SJSU head coach to win his SJSU debut since **Ron Caragher** in 2013, also against Sac State and one of three to win their first game at SJSU this century.

• **Niumatalolo's** 42 points scored in the win over Sac. State (8/29/24) were the most for an SJSU head coach in their debut since **Jack Elway** had 48 in a tie against Utah State on Sept. 8, 1979.

• Last season was the first time since 1986-87 the Spartans had been to back-to-back bowl games.

• **Soane Toia** continues to be one of the top-graded defensive tackles in the country by PFF with a 77.3 and he was named to their week two college football team of the week.

• Associate Head Coach/Defensive Coordinator **Derrick Odum** is one of two coaches to stay on staff (Wide Receivers Coach/Passing Game Coordinator **Kevin McGiven**). **Odum** is going into his eighth season as defensive coordinator at

SJSU which is the fourth longest stint for an FBS defensive coordinator currently in the country behind Iowa's Phil Parker (13), Iowa State's Jon Heacock (9), and Utah's Morgan Scalley (9). **Odum** is the only one with two different head coaches.

• **Odum** was named the MW coordinator of the week by 247 Sports following the Spartans first ever win at Air Force (9/7/24) while holding the Falcons offense to 197 yards, one touchdown; and only 54 passing yards.

• The Spartans have 35 tackles for loss which is good for third in the Mountain West and 24th in the nation.

• Kicker **Kyler Halvorsen** has made 60 extra points in a row which is an SJSU record.

• The Spartans recovered a successful onside kick at Washington State (9/20/24). Last season the Spartans recovered three onside kicks.

• SJSU's tight ends have combined for 25 catches and three touchdowns this season to lead the conference. SJSU's 264 yards receiving from their tight ends this season is good for second in the conference.

• The Spartans have three Friday games this season which is the most for the Spartans since 2013, ironically they also ended the regular season with Friday home games on Nov. 22 and Nov. 29. On 11/22/13 the Spartans hosted Ken Niumatalolo and Navy at CEFCU Stadium.

• Eleven of the Spartans' 12 regular season games will be on national television including their second season in a row hosting a CBS nationally televised game. It's the most nationally televised regular season games for the Spartans since 2021.

• The last time the Spartans had three home games to finish the season was in 1979.

• Redshirt senior wide receiver **Justin Lockhart** was named to the 2024 Comeback Player of the Year Award watch list earlier this offseason. **Lockhart** didn't play in 2023 due to an injury and in 2022 he had 36 receptions for 578 yards and a touchdown in the Famous Idaho Potato Bowl which was the top play on SportCenter that evening. **Lockhart** scored his first touchdown of the 2024 season against Sac State (8/29/24).

• SJSU is the only school in the Mountain West Conference playing both Oregon State and Washington State on the road. Boise State is playing both but at home.

• From the 2023 season, only two players return who scored offensive touchdowns last season (**Nash**, **Malikhi Miller**). SJSU also returns two players who scored special teams touchdowns a

season ago (**Matthew Coleman**, **Justin Stearns**). Defensively, the Spartans return one player who scored a touchdown last season (**Michael Dansby**). **Miller** hasn't played in a game this season for the Spartans.

• The Spartans have 49 new players this season, which ranks 30th in FBS football. Included in the 49 new players are 30 transfers which ranks 14th most in FBS football.

• The Spartans have 53 returning players which puts them only behind North Texas (46) and Colorado (51) for the fewest returning players in FBS football.

• SJSU has only 14 players in their final year of eligibility which is tied for third with Iowa State in the country behind Troy (12) and Illinois (12).

• Out of the 14 players in their final year of eligibility, only four played their entire career at SJSU. Only Troy (0), SDSU (1), Colorado (1), ODU (3), and Colorado (3) have less.

• The Spartans have 102 players on the roster this season which is near the lowest in FBS, last season it was 106.

• SJSU had 28 players jump in the transfer portal with half of them ending up at FBS schools and eight going to power four schools.

• The Spartans played a very competitive MW schedule last season by playing the teams who finished 1st, 3rd, 4th, 6th, 7th & 8th in the conference. The Spartans finished second. This season the Spartans play the 1st, 2nd, 3rd, 4th, 5th, 6th, and 12th place ranked teams in the MW preseason poll plus Washington State and Oregon State on the road.

• SJSU rushed for 200 plus yards in four straight games for the first time since 2000 prior to SDSU (11/18/23) and ran for 200 or more yards six times in 2023 which was the most since 2000 as well. The Spartans have gone 13-0 when rushing over 200 yards since 2017.

• **Nash** led the Spartans last season with 48 receptions for 728 yards and eight touchdowns. No other wide receiver had more than one touchdown last season and the closest to catches was 26 with 347 yards.

• **Nash** is going into his sixth season at SJSU as he started his career as a quarterback here. Even though he was part of the 2019 class, **Nash** is 25 years old and isn't even in the top 18 oldest players in college football. The oldest player in college football is Luke Larsen at ECU who is 32 yards old and born on 7/18/92.

MORE NEWS AND NOTES

- **Nash** earned his first Mountain West Offensive Player of the Week honors following his three touchdown performance against No. 6 USC (8/26/23) and his second touchdown was the No. 2 play on SportsCenter.

- The Spartans' worst loss last season was to Boise State who went 8-6 (.571). Four of the Spartans' six losses a year ago were either to teams who won their conference championship game or were in the Pac-12.

- In January of 2024, **Beca Perez** became the first female Director of Player Personnel in SJSU history. She is one of two female DPP's currently in FBS college football (Zaire Turner - Notre Dame).

- **Perez** started her football career at SJSU as student assistant in 2018 and graduated from SJSU in 2020. **Perez** also spent time at Army (2022) and most recently at Stanford (2023), where she worked for a year as the Assistant Director of Recruiting for Stanford football.

- In 2021, **Perez** was the recipient of the Women's Sports Foundation Scott Pioli & Family Fund for Women Football Coaches and Scouts. This is given annually to female football coaches and scouts to defy the gender gap and support their development, education, and training.

- Last season, the Spartans had the 14th best pass defense in the nation and best pass defense in the MW averaging just 183.0 yards per game. Against Sac State (8/29/24) the Spartans had six pass breakups.

- Last season was the first time the Spartans had ever hosted two ranked teams in the same season and the first since 2018 they had played three ranked teams in the same season.

- Redshirt sophomore **Matthew Coleman** returned his first career punt for a 75-yard touchdown against Cal Poly (9/9/23). **Coleman** was named MW Freshman of the Week and it was the first punt return TD for the Spartans since **Tre Jenkins** took one back against Utah State on Nov. 10, 2018.

- In 2023, it was the first time the Spartans have had seven or more wins in back-to-back seasons since 1987 and in three of four seasons since 1982.

- Since 2020, the Spartans have gone 30-20 (23-10 in conference). From 2020-23, it was the best four year span for the Spartans since winning 26 games from 2012-15.

- The Spartans have five Polynesian coaches on their 2024 staff. Head coach **Ken Niumatalolo**,

offensive coordinator/quarterbacks coach **Craig Stutzmann**, offensive line coach **John Estes**, inside linebackers coach **Bojay Filimoeatu**, defensive line coach **Al Lapuaho** and senior offensive analyst **Billy Ray Stutzmann**.

- **Estes**, **Filimoeatu** and **Lapuaho** all spent time in the NFL as players. **Craig Stutzmann** played in the CFL.

- **Estes** played with Hawai'i great Colt Brennan during his collegiate career. **Niumatalolo** and both **Stutzmann** brothers also played at Hawai'i.

- Offensive coordinator/quarterback coach **Craig Stutzmann** comes from Texas State where he was one of six finalists for FootballScoop's National Wide Receivers Coach of the Year last season running his "Spread-and-Shred" offense. **Stutzmann** also served as a member of the Green Bay Packers **Bill Walsh** Diversity Coaching Fellowship program in the summer of 2022.

- Tight ends coach/run game coordinator **Mike Judge** comes from the Miami Dolphins where he was an offensive assistant since 2019. **Judge** started his career under Bill Belichick in 2005 with the New England Patriots.

- Cornerbacks coach **Greg Burns** joins the Spartans from UCLA where he was on the coaching staff since 2021 as a defensive analyst. **Burns** has been a defensive backs coach for over 20 years, including recent duties on staff at not only UCLA, but Oregon State in 2018, USC in 2019 and in 2020 at Arizona. **Burns'** brother, **Dexter**, played football at SJSU in the 1990's.

HABBAS LAW ATHLETICS CENTER at SJSU



The Spartans opened the new Habbas Law Athletics Center at SJSU on the east side of CEFCU Stadium prior to the 2023 season. The most transformative capital project in SJSU history approached 70 million dollars.

The two-story, 55,000-square foot building will be the new home for Spartan football and men's and women's soccer while providing amenities for all student-athletes on San José State's 22 athletics teams. It is critical to leveling the playing field in the areas of facilities and recruiting by providing access to first-class amenities including:

- Locker rooms, auditorium, dining facilities, player lounge
- Coaches offices, position meeting rooms, nutrition station
- Premium viewing and hospitality areas on game day



SJSU'S RECORD WHEN ...		SJSU BOWL HISTORY (7-6)	
home	3-0	<ul style="list-style-type: none"> • 2023: Hawai'i Bowl, Honolulu, Hawai'i, Coastal Carolina 24, SJSU 14 • 2022: Famous Idaho Potato Bowl, Boise, Idaho, Eastern Michigan 41, SJSU 27 • 2020: Arizona Bowl, Tucson, Ariz., Ball State 34, SJSU 13 (Played without 30+ players due to Covid protocols) • 2015: Cure Bowl, Orlando, Fla., SJSU 27, Georgia State 16 • 2012: Military Bowl, Washington, D.C., SJSU 29, Bowling Green 20 • 2006: New Mexico Bowl, Albuquerque, N.M., SJSU 20, New Mexico 12 • 1990: California Raisin Bowl, Fresno, Calif., SJSU 48, Central Michigan 24 • 1987: California Bowl, Fresno, Calif., Eastern Michigan 30, SJSU 27 • 1986: California Bowl, Fresno, Calif., SJSU 37, Miami (Ohio) 7 • 1981: California Bowl, Fresno, Calif., Toledo 27, SJSU 25 • 1971: Pasadena Bowl, Pasadena, Calif., Memphis State 28, SJSU 9 • 1949: Raisin Bowl, Fresno, Calif., SJSU 20, Texas Tech 13 • 1947: Raisin Bowl, Fresno, Calif., SJSU 20, Utah State 0 	
away	1-1		
neutral	0-0		
overtime	0-1		
games decided by 3 pts or less	0-1		
games decided by 4-10 pts	2-0		
games decided by 11-14 pts	0-0		
games decided by 14-17 pts	0-0		
games decided by 18+ pts	2-0		
vs. Top 25	0-0		
vs. Top 10	0-0		
vs. MW opponents	2-0		
vs. Power 4 opponents	0-0		
scoring first	1-0		
leading at the half	2-0		
tied at the half	1-0		
trailing at the half	1-1		
leading at start of 4th quarter	3-1		
tied at start of 4th quarter	1-0		
trailing at start of 4th quarter	0-0		
leading with 5 mins remaining	3-1		
tied with 5 mins remaining	0-0		
trailing with 5 mins remaining	1-0		
is successful on fourth down	2-1		
is successful with two point conversion	0-1		
has three or more field goals	0-0		
punts less than five times	3-1		
SJSU completes 60% or better passes	2-1		
SJSU completes less than 60% of passes	2-0		
SJSU completes passes better than opponent	3-1		
SJSU passes for 200 yards	4-1		
SJSU passes more yards than opponent	3-0		
SJSU runs for 100 yards	1-1		
SJSU runs less than 100 yards	3-0		
SJSU has less turnovers than opponent	3-0		
SJSU has more turnovers than opponent	0-1		
SJSU equals opponent in turnovers	1-0		
SJSU has no turnovers	1-0		
SJSU scores 17 pts or less	1-0		
SJSU scores 17 - 20 pts	0-0		
SJSU scores 21 - 23 pts	0-0		
SJSU scores 24 -26 pts	0-0		
SJSU scores 27 - 30 pts	0-0		
SJSU scores 31 - 34 pts	1-0		
SJSU scores 35 pts or more	2-1		
Opponent scores 17 pts or less	2-0		
Opponent scores 17-20 pts	0-0		
Opponent scores 21-23 pts	0-0		
Opponent scores 24-26 pts	1-0		
Opponent scores 27-30 pts	0-0		
Opponent scores 31-34 pts	1-0		
Opponent scores 35 pts or more	0-1		
On Thursday	1-0		
On Friday	0-1		
On Saturday	3-0		
In August	1-0		
In September	2-1		
In October	1-0		
In November	0-0		
On National TV (CBS, FOX, CBS Sports Network, FS1, TruTV, CW)	4-1		
On NBC Sports Bay Area	0-0		
On Mountain West Network	0-0		
Miscellaneous		PRONUNCIATIONS	
Current Streak	W1	Jalen Apalit-Williams – Jay-lin Uh-Pahl-it Will-yums Sebastian Macaluso – Seb-ash-ten Maac-uh-loo-so	
Home Streak	W3	Dino Beslagic – Dee-no Bes-LAH-jick	Tevita Manukainiu – Tay-vita Mano-kyn-u
Road Streak	L1	Paolo Burak – PAH-oh-loh Bur-rahk	Akio Martinson – Ah-kee-oh Mar-tin-sun
		Trent Carrizosa – Care-i-zosa	Malikhi Miller – MAL-ih-Ki
		Greco Carrillo – GREH-koh ko-RIL-loh	Daniel Moleni – moh-LEN-ee
		Maccloud Crowton – muh-KLOUD KROH-ton	Sione Nomani – see-OH-nay noh-MAH-nee
		Walker Eget – EE-get	Davis Salom – Suh-lahm
		Gafa Faga – No-fuh Fun-ah	Kyri Shoels – Ki-ree SHOH-Is
		Cooper Hoch – Hoke	Noa Siasoi – NOH-ah see-OH-see
		Malakai Hoeft – MAH-lah-kye heft	Marist Talavou – Mare-ist Taal-ih-voh
		Mata Hola – MAH-tah HOH-lah	Uluakinofa Taliauli – Oo-loo-ah-kee-no-fo Tah-lee-ah-oo-lee
		Laakea Kapoi – LAH-keh-ah kah-POY	Soane Toia – So-ahn-eh Toe-eh-ah
		Kamaehu Kopa-Kaawalaule – Kah-muh-ay-hoo Koh-pah-kuh-ah-vuh-lay-oh-lay	
		Taniela Latu – Tan-yell-ah Lah-Too	David Tuihalangie – too-ee-ha-lan-gee-nee
		Quincy Likio – Lik-ee-oh	Tangata Tuitupou – ten-GAH-tuh too-EE

MEDIA INFORMATION

Credential Requests

Credentials are issued for news and editorial coverage on a case-by-case basis to those filing game stories, accredited members from established media outlets, and personnel assigned by the sports information office. Requests should be directed to Sky Kerstein, sky.kerstein@sjsu.edu. The credential recipient agrees to all conditions set forth by the University relating to conduct and print, video, audio, digital and photographic game coverage.

Football Press Box

The CEFCU Stadium press box is located on the 7th Street side of the stadium and is an open-air facility. Carry a jacket with you. The press box remains open three hours after each contest.

Football Game Day Parking

Media parking passes for home football games are issued by the athletics media relations office.

Football Telephone Lines & Wireless Internet

Nine telephone lines and wireless internet are available for the working media in the press box area.

Photographers

Credentials are issued to newspapers, wire services, video crews and team photographers. NCAA rules limit photographers to a wide area behind the restraining line around the playing field and outside the 25-yard lines.

Production Truck & Satellite Uplink Parking

Production truck and satellite uplink parking is on the 7th Street side of the stadium. Arrangements must be made to park a truck overnight inside CEFCU Stadium.

Radio Broadcasts

The radio broadcast booth for the designated official flagship station of the visiting team at CEFCU Stadium is Box A on the mezzanine level of the press box and has space for five working individuals. ISDN and regular telephone service are provided.

Scouts

Space limitations prohibit seating and standing in the press box for scouting purposes.

Statistics & Services

Game statistics, play-by-play accounts and post-game quotes are compiled and distributed. FAX service is available. A meal is available two hours before kickoff.

Team Practices

During the football season, the Spartans practice in the morning. In-person, post-practice interview opportunities with the student-athletes, generally, occur at approximately 11:45 a.m. on Monday, Tuesdays, Wednesdays and Thursdays. Please contact the media relations office in advance with an interview request. Ken Niumatalolo will have his weekly media availability at 1 p.m. every Tuesday in the press conference room of the new SAC building.

SJSU COMMUNICATIONS

Primary Football Contact:

SKY KERSTEIN ASSOCIATE ATHLETICS DIRECTOR FOR
COMMUNICATIONS AND BROADCASTING

sky.kerstein@sjsu.edu

Cell: (703) 597-4950

Secondary Football Contact:

MATT LEVIN MULTIMEDIA SPECIALIST

matt.levin@sjsu.edu

Cell: (301) 525-6326

Communications:

AMY VILLA DIRECTOR OF MEDIA RELATIONS

amy.villa@sjsu.edu

Cell: (408) 421-8604

SAM MARTIN MULTIMEDIA SPECIALIST

sam.martin@sjsu.edu

Cell: (949) 793-5334

Mailing Address:

Alan B. Simpkins Athletics Administration Building
1393 South 7th Street
San Jose, CA 95008



WEEKLY SCHEDULE

6 SUNDAY	7 MONDAY	8 TUESDAY	9 WEDNESDAY	10 THURSDAY	11 FRIDAY	12 SATURDAY
No Media Availability	No Media Availability Unless Requested	Practice - 9:40 a.m. - 11:30 a.m.	Practice - 9:40 a.m. - 11:30 a.m.	Practice - 9:40 a.m. - 11:30 a.m.	No Media Availability	Game - SJSU vs. Colorado State at 12:30 p.m. (PT) on TruTV/MAX

HIGHLIGHTED PLAYERS-OFFENSE

QB



#9 Emmett Brown
5-10, 187, So-R., San Marcos, Calif.

- Transferred from Washington State prior to 2024 season
- Went 12 for 28 with two touchdowns and 170 yards vs. Nevada (10/05/24)
- Went 35 for 54 with four touchdowns and a career-high 375 yards at Wash. State (9/20/24)
- Threw career-high 355 yards and career-high four touchdowns vs. Kennesaw State (9/14/24)

#5 Walker Eget
6-3, 225, Jr-R., Santa Clarita, Calif.

- Did not play in a game (2023)
- Went 10 for 13 with 141 yards including a 51 yard pass to set up GW score vs. Nevada (10/05/24)
- Played in three games with one passing attempt (2022)

RB



#6 Jabari Bates
5-6, 166, So-R., Compton, Calif.

- Caught GW 16-yard touchdown for first career TD vs. Nevada (10/05/24)
- Ran for 21 yards on three carries at Wash. State (9/20/24)
- Had 61 yards rushing on 11 carries including a career-long 31 yarder vs. Kennesaw State (9/14/24)
- Rushed for 15 yards on seven carries at Air Force (9/7/24)



#0 Floyd Chalk IV
5-7, 200, Jr., Mission Hills, Calif.

- Transferred from Grambling State prior to 2024 season
- Ran for two touchdowns and 57 yards vs. Nevada (10/05/24)
- Ran for a season-best 94 yards including a career-best 68 yard touchdown at Wash. State (9/20/24)
- Rushed for 43 yards on 15 carries at Air Force (9/7/24)

TE



#81 Jacob Stewart
6-5, 227, Jr., Woodland, Calif.

- Transferred from Sacramento City College prior to 2024 season
- Caught two passes for 10 yards vs. Nevada (10/05/24)
- Had a career-high seven catches for a career-best 51 yards and a touchdown at Wash. State (9/20/24)
- Had a pair of catches for 14 yards at Air Force (9/7/24)

#85 Jackson Canaan
6-2, 226, Jr-R., Sacramento, Calif.

- Missed 2023 due to an injury
- Caught two passes for 22 yards vs. Nevada (10/05/24)
- Had five catches for 32 yards at Wash. State (9/20/24)

WR



#2 TreyShun Hurry
6-2, 194, So., Palmdale, Calif.

- Transferred from Weber State prior to 2024 season
- Three catches for 46 yards vs. Nevada (10/05/24)
- Three catches including No. 3 play on SportsCenter & late 4th quarter TD reception at Wash. State (9/20/24)
- One catch for 19 yards at Air Force (9/7/24)

#14 Matthew Coleman
6-0, 169, So-R., Carson, Calif.

- Three catches for career-high 32 yards vs. Nevada (10/05/24)
- One catch for eight yards vs. Kennesaw State (9/14/24)
- Had two catches for 19 yards vs. Sac State (8/29/24)

WR



#11 Justin Lockhart
6-3, 196, Sr-R., Los Angeles, Calif.

- Transferred from Nevada prior to 2022 season/Missed 2023 season due to injury
- Had a 37-yard touchdown catch with 59 receiving yards on four catches vs. Nevada (10/05/24)
- Four catches for 74 yards including 35 yard reception at Wash. State (9/20/24)
- Four catches for 106 yards and one touchdown vs. Kennesaw State (9/14/24)

#13 Cooper Hoch
6-3, 188, Fr-R., Costa Mesa, Calif.

- Played in one game in 2023
- Had 21 touchdown receptions his senior year at Corona del Mar HS and 30 for his high school career
- His mother, Tisha, was part of the '96 gold medal-winning women's soccer team USA in the Atlanta Olympics and won the World Cup in 1999

WR



#3 Nick Nash
6-3, 195, Sr-R., Irvine, Calif.

- All-Mountain West Second Team (2023)/Mountain West Offensive Player of the Week (8/28/23, 9/16/24)
- Threw GW TD pass with 50 seconds left, caught 5 passes for 75 yards and a TD vs. Nevada (10/05/24)
- 16 catches for 152 yards and two touchdowns at Wash. State (9/20/24)
- Career-high 17 rec. for career-high 225 yards and tied career-high three TD's vs. Kennesaw State (9/14/24)

#1 Sawyer Deerman
5-10, 185, Fr-R., Tuscaloosa, Ala.

- Transferred from Alabama prior to 2024 season
- Did not play in 2023
- Was a high school all-american his final season at Tuscaloosa HS

LT



#70 Malik Williams
6-4, 302, Jr-R., Hayward, Calif.

- Transferred from Wyoming prior to 2022 season
- Started at left tackle all five games in 2024
- Played in all 13 games including one start at guard vs. Air Force (9/22/23) and one start at tackle vs. Coastal Carolina in bowl (12/23/23)
- Had first career start at SJSU vs. UNLV (10/7/22)

#72 Nate Hale
6-5, 300, Fr-R., Orange, Calif.

- Played in first career game vs. Sac State (8/29/24)
- Did not play in a games in 2023
- Played four seasons at offensive tackle earning three letters at Orange Lutheran HS

LG



#74 Sione Nomani
6-4, 315, Jr-R., Portland, Ore.

- Transferred from Utah State prior to 2024 season
- Started at left guard in all five games of 2024
- Did not play at Utah State in 2023
- Played in all games at right guard at Snow College in 2022-23

#69 Uluakinofa "Nofo" Taliauli
6-3, 294, So-R., Millbrae, Calif.

- Started at right guard vs. Sac State (8/29/24) and vs. Kennesaw State (9/14/24)
- Played in three games in a backup role in 2023
- Did not play in a game in 2022

C



#60 Hudson Mesa
6-1, 278, Jr-R., Los Gatos, Calif.

- Made first career start at Air Force (9/7/24)
- Moved to center in game vs. Sac State (8/29/24)
- Did not appear in a game in 2023

#62 Tyler Chen
6-3, 260, Fr-R., Rancho Cucamonga, Calif.

- Transferred from Weber State (spring) prior to 2024 season
- Started at center vs. Sac State (8/29/24)
- Played four games at Utah Tech in 2023

RG



#61 Marist Talavou
6-3, 338, Sr-R., Norwalk, Calif.

- Transferred from Utah prior to 2022 season
- Started three games at right guard in 2024
- Did not play vs. Sac State (8/29/24)
- Started 12 games, missed one game due to injury in 2023

#69 Uluakinofa "Nofo" Taliauli
6-3, 294, So-R., Millbrae, Calif.

- Started at right guard vs. Sac State (8/29/24) and vs. Kennesaw State (9/14/24)
- Played in three games in a backup role in 2023
- Did not play in a game in 2022

RT



#79 Paseti Lapuaho
6-5, 285, Jr., West Valley City, Utah.

- Transferred from Weber State prior to 2024 season
- Started at right tackle in all five games in 2024
- Played in five games in 2023 at Weber State
- Played in one game in 2022 at Weber State

#54 Daniel Moleni
6-4, 280, Jr., West Valley City, Utah

- Transferred from City College of San Francisco prior to 2024 season
- Played in first game at SJSU vs. Sac State (8/29/24)
- Played two seasons at City College of SF

Year	GP	Cmp.	Att.	Pct.	Yds.	TD/INT
2024	5	110	186	59.1	1,450	15/4
Career	6	112	190	58.9	1,474	15/5
Car. Highs:	35	54	---	---	375	4/2

Year	GP	Cmp	Att.	Pct.	Yds	TD/INT
2024	4	10	15	66.7	141	0/0
Car. Highs:	10	13	---	---	141	0/0

Year	GP	Rush	Yds.	Avg.	TD	Long
2024	5	34	165	4.9	0	31
Career	21	45	195	4.3	0	31
Car. Highs:	11	61	---	---	0	31

Year	GP	Rush	Yds.	Avg.	TD	Long
2024	5	61	273	4.5	6	66
Career	26	248	1,344	5.4	16	66
Car. Highs:	22	172	---	---	2	66

Year	GP	Rec	Yds.	Avg.	TD	Long
2024	5	13	113	8.7	2	26
Career	5	13	113	8.7	2	26
Car. Highs:	7	51	---	---	1	26

Year	GP	Rec.	Yds.	Avg.	TD	Long
2024	5	12	151	12.6	1	58
Car. Highs:	5	88	---	---	1	58

Year	GP	Rec	Yds.	Avg.	TD	Long
2024	5	10	173	17.3	1	31
Career	20	41	583	14.2	2	39
Car. Highs:	7	115	---	---	1	39

Year	GP	Rec.	Yds.	Avg.	TD	Long
2024	5	6	59	9.8	0	14
Car. Highs:	3	32	---	---	0	29

Year	GP	Rec	Yds.	Avg.	TD	Long
2024	5	19	325	17.1	3	49
Career	43	122	1,647	13.5	8	82
Car. Highs:	8	116	---	---	1	82

Year	GP	Rec.	Yds.	Avg.	TD	Long
2024	5	0	0	0.0	0	0
Car. Highs:	0	0	---	---	0	0

Year	GP	Rec	Yds.	Avg.	TD	Long
2024	5	55	712	12.9	9	43
Career	48	114	1,542	13.5	18	58
Car. Highs:	17	225	---	---	3	58

Year	GP	Rec.	Yds.	Avg.	TD	Long
2024	0	0	0	0.0	0	0
Car. Highs:	0	0	---	---	0	0

Year	GP
2024	5
Career	28

Year	GP
2024	5
Career:	5

Year	GP
2024	5
Career	5

Year	GP
2024	3
Career:	6

Year	GP
2024	5
Career	7

Year	GP
2024	2
Career:	6

Year	GP
2024	4
Career:	27

Year	GP
2024	3
Career:	6

Year	GP
2024	5
Career	11

Year	GP
2024	2
Career:	2

HIGHLIGHTED PLAYERS-DEFENSE

DE



#91 Quincy Likio
6-2, 282, Sr., Kapahulu, Hawai'i

- Transferred from College of San Mateo prior to 2023 season
- Four tackles including 1.0 TFL's and two quarterback hits at Wash. State (9/20/24)
- Career-high six tackles with first career sack and a TFL vs. Kennesaw State (9/14/24)
- Had first career fumble recovery with five tackles vs. Sac State (8/29/24)

#43 John Ward
6-4, 245, Sr-R., Palmdale, Calif.

- Transferred from Utah State prior to 2024 season
- First career sack with career-high four tackles vs. Nevada (10/05/24)
- Played in first career game at SJSU vs. Sac State (8/29/24)

NG



#42 Soane Toia
6-0, 278, Sr., Nuku'alofa, Tonga

- All-Mountain West Second Team (2023)
- Had a sack, 1.5 TFL's and tied career-high seven tackles vs. Nevada (10/05/24)
- Had three tackles at Wash. State (9/20/24)
- Had a career-high seven tackles including 0.5 TFL's at Air Force (9/7/24)

#50 Gafa Faga
6-2, 296, Jr., Alao, American Samoa

- Transferred from New Mexico Military Institute prior to 2023 season
- Had two tackles vs. Nevada (10/05/24)
- Had two tackles including first career sack and a TFL at Wash. State (9/20/24)

DE



#37 Dylan Hampsten
6-3, 237, Fr-R., Santa Clarita, Calif.

- Three tackles vs. Nevada (10/05/24)
- Four tackles with 0.5 TFL's vs. Kennesaw State (9/14/24)
- Made collegiate debut and had three tackles, 1.0 sacks. 2.0 TFL's and a forced fumble vs. Sac State (8/29/24)
- First season at SJSU in 2023

#48 Dejon Roney
6-1, 269, Jr., Rancho Cucamonga, Calif.

- Had three tackles at Wash. State (9/20/24)
- Tied a career-high with four tackles at Air Force (9/7/24)
- Played in 12 games in 2023

LB



#26 Ethan Powell
6-2, 217, Jr., Sacramento, Calif.

- Four tackles vs. Nevada (10/05/24)
- Career-high nine tackles including career-best 1.0 TFL and one pass breakup at Wash. State (9/20/24)
- Career-high six tackles and 0.5 TFL's at Air Force (9/7/24)
- Had first career interception and three tackles vs. Sac State (8/29/24)

#24 Malakai Hoeft
6-2, 218, Jr., Belmont, Calif.

- Transferred from College of San Mateo prior to 2024 season
- Had two tackles, a pass breakup and two quarterback hits at Wash. State (9/20/24)
- Had three tackles in SJSU debut vs. Sac State (8/29/24)

LB



#8 Jordan Cobbs
6-1, 235, Sr-R., Oakland, Calif.

- Had eight tackles with career-high two sacks, 3.0 tackles for loss and a pick at Wash. State (9/20/24)
- Had eight tackles including 0.5 for loss vs. Kennesaw State (9/14/24)
- Had his third career interception and first one since 2022 at Air Force (9/7/24)
- Led team with 11 tackles and had 1.5 TFL vs. Sac State (8/29/24)

#9 Noah McNeal-Franklin
6-0, 210, Jr-R., Vallejo, Calif.

- Transferred from Contra Costa College prior to 2023 season
- Career-high eight tackles vs. Nevada (10/05/24)
- Had three tackles vs. Sac State (8/29/24)

LB



#10 Jordan Pollard
6-0, 193, Jr., Los Angeles, Calif.

- Mountain West Defensive Player of the Week (9/9/24)
- Seven tackles vs. Nevada (10/05/24)
- Had 10 tackles with 2.0 TFL's, pass breakup and a nine yard rush at Wash. State (9/20/24)
- 12 tackles with first career sack and career-high 2.5 TFL's plus an interception vs. Kennesaw State (9/14/24)

#18 Dylan Lee
6-1, 227, Fr-R., French Camp, Calif.

- Had first career fumble recovery vs. Sac State (8/29/24)
- Played in one game in 2023
- Had three tackles in 2023

LB



#4 Taniela Latu
6-2, 233, Sr., San Mateo, Calif.

- Transferred from College of San Mateo prior to 2023 season
- Had six tackles vs. Nevada (10/05/24)
- Had seven tackles with 2.0 TFL's vs. Kennesaw State (9/14/24)
- Had eight tackles with 0.5 TFL's and first career pass break up at Air Force (9/7/24)

#97 John Norwood
6-3, 209, So-R., Milpitas, Calif.

- Two forced fumbles, one fumble recovery and two tackles vs. Sac State (8/29/24)
- Had first career tackle for loss and 1.0 sacks at Hawai'i (10/28/23)
- Had two tackles against Utah State (10/21/23)

CB



#2 DJ Harvey
5-11, 174, Jr-R., Palmdale, Calif.

- Transferred from Virginia Tech prior to 2023 season
- Career-high 10 tackles and career-high 1.5 TFL's plus two PBU's vs. Nevada (10/05/24)
- Had two tackles with first career interceptions at Wash. State (9/20/24)
- Had two tackles at Air Force (9/7/24)

#6 Amir Wallace
6-0, 185, Sr-R., Palmdale, Calif.

- Transferred from University of San Diego prior to 2024 season
- Career-best 10 tackles at Wash. State (9/20/24)
- Had five tackles with 0.5 TFL's vs. Kennesaw State (9/14/24)

S



#7 Jalen Apalit-Williams
6-1, 192, Jr-R., Martinez, Calif.

- Played first game of season vs. Kennesaw State (9/14/24)
- Played in 13 games with a career-high eight tackles in 2023
- One tackle against SDSU (11/18/23)
- One tackle against No. 25 Fresno St. (11/11/23)

#20 Isiah Revis
5-10, 189, Jr-R., Las Vegas, Nev.

- Transferred from SF City College prior to 2023 season
- Had six tackles vs. Nevada (10/05/24)
- Had three tackles with 1.0 TFL's and a pass breakup at Wash. State (9/20/24)
- Had six tackles at Air Force (9/7/24)

S



#1 Robert "Rocket" Rahimi
6-1, 204, Sr., Santa Ana, Calif.

- Transferred from Liberty prior to 2024 season
- Had interception with five tackles vs. Nevada (10/05/24)
- Eight tackles including 1.0 TFL's and a pass breakup at Wash. State (9/20/24)
- Five tackles vs. Kennesaw State (9/14/24)

#17 Zavion Reese
6-0, 193, Jr-R., San Marcos, Calif.

- Played in four games and had three tackles in 2023
- Had two tackles at UNLV (11/25/23)
- Appeared in two games in 2022

CB



#25 Michael Dansby
6-0, 179, Jr., Oakland, Calif.

- Had a pass break up vs. Nevada (10/05/24)
- Career-high six tackles and one pass breakup at Wash. State (9/20/24)
- Had two tackles with a pass breakup vs. Kennesaw State (9/14/24)
- Tied career-high with five tackles at Air Force (9/7/24)

#15 Jalen Bainer
5-10, 184, Jr-R., San Marcos, Calif.

- Appeared in nine games in 2023
- Career-high seven tackles vs. Nevada (10/05/24)
- Had first career interception vs. Kennesaw State (9/14/24)

Year	GP	UT	AT	TT	Sack	TFL
2024	4	4	12	16	1.0	2.5
Career	16	10	15	25	1.0	3.0
Car. Highs:	---	---	6	1.0	1.0	

Year	GP	UT	AT	TT	Sack	TFL
2024	5	4	2	6	1.0	1.0
Car. Highs:	---	---	4	1.0	1.5	

Year	GP	UT	AT	TT	Sack	TFL
2024	5	9	14	23	1.0	2.0
Career	49	60	57	117	8.5	19.0
Car. Highs:	---	---	7	2.0	2.0	

Year	GP	UT	AT	TT	Sack	TFL
2024	5	6	8	14	1.0	2.0
Car. Highs:	---	---	4	1.0	1.0	

Year	GP	UT	AT	TT	Sack	TFL
2024	5	2	9	11	1.0	2.5
Career	5	2	9	11	1.0	2.5
Car. Highs:	---	---	4	1.0	2.0	

Year	GP	UT	AT	TT	Sack	TFL
2024	5	6	5	11	0.0	0.0
Car. Highs:	---	---	4	0.0	0.0	

Year	GP	UT	AT	TT	Sack	TFL
2024	4	10	11	21	0.0	1.5
Career	20	17	13	30	0.0	1.5
Car. Highs:	---	---	9	0.0	1.0	

Year	GP	UT	AT	TT	Sack	TFL
2024	5	1	5	6	0.0	0.0
Car. Highs:	---	---	3	0.0	0.0	

Year	GP	UT	AT	TT	Sack	TFL
2024	4	14	15	29	2.0	5.0
Career	47	65	50	115	2.0	10.0
Car. Highs:	---	---	11	2.0	3.0	

Year	GP	UT	AT	TT	Sack	TFL
2024	2	3	8	11	0.0	0.0
Car. Highs:	---	---	8	0.0	0.0	

Year	GP	UT	AT	TT	Sack	TFL
2024	5	27	27	54	1.0	6.5
Career	29	106	78	184	1.0	14.0
Car. Highs:	---	---	17	1.0	2.5	

Year	GP	UT	AT	TT	Sack	TFL
2024	5	0	0	0	0.0	0.0
Car. Highs:	---	---	3	0	1.0	

Year	GP	UT	AT	TT	Sack	TFL
2024	4	12	14	26	0.0	2.5
Career	16	32	38	70	0.0	7.5
Car. Highs:	---	---	13	0.0	2.0	

Year	GP	UT	AT	TT	Sack	TFL
2024	1	2	0	2	0.0	0.0
Car. Highs:	---	---	2	1.0	1.0	

Year	GP	UT	AT	TT	TFL	INT/PD
2024	5	13	6	19	2.5	1/3
Career	30	39	16	55	5.0	1/9
Car. Highs:	---	---	10	1.5	1/2	

Year	GP	UT	AT	TT	TFL	INT/PD
2024	5	14	5	19	0.5	0/2
Car. Highs:	---	---	10	1.5	1/3	

Year	GP	UT	AT	TT	TFL	INT/PD
2024	3	0	2	2	0.0	0/0
Career	26	4	7	11	0.0	0/0
Car. Highs:	---	---	3	0.0	0/0	

Year	GP	UT	AT	TT	TFL	INT/PD
2024	5	13	13	26	2.0	0/3
Career	13	14	14	28	2.0	0/3
Car. Highs:	---	---	8	1.0	0/2	

Year	GP	UT	AT	TT	TFL	INT/PD
2024	5	20	12	32	4.0	2/1
Career	31	58	52	110	7.5	8/3
Car. Highs:	---	---	9	2.0	1/1	

Year	GP	UT	AT	TT	TFL	INT/PD
2024	4	0	1	1	0	0/0
Car. Highs:	---	---	3	0	0/0	

Year	GP	UT	AT	TT	TFL	INT/PD
2024	5	12	3	15	0.0	1/4
Career	25	31	17	48	2.0	4/12
Car. Highs:	---	---	6	1.0	1/2	

Year	GP	UT	AT	TT	TFL	INT/PD
2024	4	6	5	11	0.0	1/0
Car. Highs:	---	---	7	1.0	1/1	

HIGHLIGHTED PLAYERS-SPECIAL TEAMS

K




#11 Kyler Halvorsen
5-10, 183, Sr., Honolulu, Hawai'i

- First year kicking field goals in 2023
- SJSU record holder making 60 consecutive extra points
- Made a 28-yard field goal vs. Kennesaw State (9/14/24)
- Made first field goal of the season from 34 yards out at Air Force (9/7/24)

Year	GP	FG	FGA	Lg.	PAT	Pts.
2024	5	3	4	34	22-22	31
Career	44	13	19	41	76-77	115
Car. Highs:	3	3	41	7-7	13	

P



#39 Dino Beslagic
6-4, 207, So-R., Santa Clara, Calif.

- One punt for 43 yards that landed inside the 10 at Wash. State (9/20/24)
- Had two punts for 74 yards including two inside the 10 vs. Kennesaw State (9/14/24)
- Had two punts for an average of 43.5 yards including career-high 48 yarder at Air Force (9/7/24)
- Made collegiate debut and had one punt for 33 yards that landed inside the 20 vs. Sac State (8/29/24)
- Transferred from Colorado prior to 2024 season
- Had three punts for 112 yards including one that was 43 yards vs. Nevada (10/05/24)
- Had two punts including one inside the 20 and a career-high 55 yards at Wash. State (9/20/24)
- Had one punt for 28 yards that landed inside the 20 vs. Kennesaw State (9/14/24)

Year	GP	Punt	Yds.	Avg.	I-20	LG
2024	4	6	237	39.5	4	48
Career	4	6	237	39.5	4	48
Car. Highs	2	87	43.5	2	48	



#49 Trent Carrizosa
6-4, 250, So., San Jose, Calif.

Year	GP	Punt	Yds.	Avg.	I-20	LG
2024	5	16	659	37.3	5	55
Career	15	62	2,536	40.9	16	55
Car. Highs	9	367	48.5	3	55	

LS



#40 Davis Salom
6-1, 265, Jr-R., San Jose, Calif.

- Has been lone long snapper in every game in 2024
- Appeared in one game in 2024, 23, 22, 20
- Mountain West All-Academic Team Honoree (2020)
- Played in Offerpad Arizona Bowl (2020)

Year	GP
2024	5
Career	8

KR



#6 Jabari Bates
5-6, 166, So-R., Compton, Calif.

- Three kickoff returns for 60 yards with long being 24 yards vs. Nevada (10/05/24)
- Two kickoff returns including one for 30 yards at Wash. State (9/20/24)
- Had a career-best 39 yard kickoff return vs. Kennesaw State (9/14/24)

Year	PR/Yds.	Lg.	KR/Yds.	Lg.	TD
2024	0/0	0	8/183	39	0
Career	0/0	0	17/354	39	0
Car. Highs:	N/A	0	N/A	39	0



#2 DJ Harvey
5-11, 190, Jr-R., Palmdale, Calif.

- Transferred from Virginia Tech prior to 2023 season
- Returned one kick for two yards in 2023
- Never returned a kick at Virginia Tech

Year	PR/Yds.	Lg.	KR/Yds.	Lg.	TD
2024	0/0	0	0/0	0	0
Career	14/26	9	1/2	2	0
Car. Highs:	N/A	9	N/A	2	0

PR



#14 Matthew Coleman
6-0, 170, So-R., Carson, Calif.

- Mountain West Freshman of the Week (9/11/23)
- Returned one punt for 11 yards at Wash. State (9/20/24)
- One punt return for 44 yards at UNM (10/14/23)

Year	PR/Yds.	Lg.	KR/Yds.	Lg.	TD
2024	5/47	22	0/0	0	0
Career	8/184	75	0/0	0	1
Car. Highs:	N/A	75	N/A	2	1

#2 DJ Harvey
5-11, 190, Jr-R., Palmdale, Calif.



- Transferred from Virginia Tech prior to 2023 season
- One punt and one kick return at UNM (10/14/23)
- Had three punt returns at Toledo (9/16/23)

Year	PR/Yds.	Lg.	KR/Yds.	Lg.	TD
2024	0/0	0	0/0	0	0
Career	14/26	9	1/2	2	0
Car. Highs:	N/A	9	N/A	0	0

PREVIOUS GAMES

US/THEM						
OPPONENT/SCORE	RUSH ATT-YDS	COMP-ATT-INT	PASS YDS	PLAYS-YDS	RETURN YDS	PEN-TO'S
Sacramento State	31-63/41-177	21-35-1/21-41-2	324/179	66-387/82-356	49/100	9-3/8-5
At Air Force*	34-50/46-143	17-33-1/7-20-2	262/54	67-312/66-197	0/11	5-1/6-2
Kennesaw State	25-62/39-64	26-39-0/14-25-2	355/128	64-417/64-192	73/69	4-3/11-3
At Washington State	21-116/49-237	35-54-2/26-46-2	375/390	75-491/95-627	68/58	2-3/12-2
Nevada*	27-114/36-190	23-42-0/23-31-1	327/226	69-441/67-416	60/76	7-0/7-1
At Colorado State*	0-0/0-0	0-0-0/0-0-0	0/0	0-0/0-0	0/0	0-0/0-0
Wyoming*	0-0/0-0	0-0-0/0-0-0	0/0	0-0/0-0	0/0	0-0/0-0
At Fresno State*	0-0/0-0	0-0-0/0-0-0	0/0	0-0/0-0	0/0	0-0/0-0
At Oregon State	0-0/0-0	0-0-0/0-0-0	0/0	0-0/0-0	0/0	0-0/0-0
Boise State*	0-0/0-0	0-0-0/0-0-0	0/0	0-0/0-0	0/0	0-0/0-0
UNLV*	0-0/0-0	0-0-0/0-0-0	0/0	0-0/0-0	0/0	0-0/0-0
Stanford	0-0/0-0	0-0-0/0-0-0	0/0	0-0/0-0	0/0	0-0/0-0

TEAM COMPARISON

STATISTIC		CONF	FBS		CONF	FBS
Rushing Offense (YPG)	81.0	12th	124th	174.6	5th	57th
Passing Offense (YPG)	328.6	1st	8th	176.0	9th	110th
Total Offense (YPG)	409.6	5th	61st	350.6	9th	98th
Scoring Offense (PPG)	35.4	3rd	29th	21.0	9th	110th
Rushing Defense (YPG)	162.2	7th	94th	141.0	5th	68th
Pass Defense (YPG)	195.4	3rd	44th	255.8	9th	111th
Total Defense (YPG)	357.6	3rd	71st	396.8	8th	99th
Scoring Defense	25.2	5th	78th	30.6	9th	103rd
Tackles For Loss	35.0	3rd	24th	28.0	6th	71st
Net Punting (AVG)	37.9	9th	89th	41.0	2nd	36th
Punt Returns (AVG)	9.4	6th	54th	18.3	1st	9th
Kickoff Returns (AVG)	20.3	4th	56th	18.7	6th	81st
Sacks	9	5th	83rd	5	9th	116th
Turnover Margin	+3	3rd	35th	-4	10th	110th
Turnovers Gained	13	1st	4th	5	8th	95th
3rd Down Conv. Off %	43.9%	3rd	46th	33.3%	11th	110th
3rd Down Conv. Def %	44.3%	7th	106th	44.3%	7th	106th
Red Zone Offense %	94.7%	4th	20th	77.8%	10th	103rd
Red Zone Defense %	95.0%	10th	117th	92.9%	7th	107th



CATEGORY	PLAYER	STAT	CONF RANK	PLAYER	STAT	CONF RANK
RUSH YDS	Chalk IV	273	9th	Morrow	390	5th
PASS YDS	Brown	1,460	1st	Fowler-Nicolosi	865	7th
RECEPTIONS	Nash	55	1st	Horton	19	8th
REC YDS	Nash	712	1st	Horton	278	15th
INTS	Cobbs/Rahimi	2	3rd	Three tied	1	13th
SACKS	Cobbs	2	7th	Kirschke	2	N/A
TACKLES	Pollard	54	1st	Buom	47	2nd
TFL's	Pollard	6.5	3rd	Kirschke	3.5	N/A
FG's	Halvorsen (3/4)	75%	7th	Noyes (5/6)	83%	2nd

A PLAYER RUSHED FOR 200 OR MORE YARDS IN A GAME: Kairee Robinson had 200 yards rushing and two touchdowns as the Spartans beat Fresno State 42-18, on November 11, 2023... **and by the opponent:** Hawaii running back Diocemy Saint Juste (39 for 202 and two TDs) as Hawai'i defeated San Jose State, 37-26, on October 14, 2017.

TWO OR MORE TEAMMATES RUSHED FOR 100 OR MORE YARDS IN A GAME: Running backs Kairee Robinson and Quali Conley combined for 258 yards rushing at New Mexico on October 14, 2023... **and by the opponent:** Running backs Emmanuel Michel (148 yards) and John Lee Eldridge (102 yards) for Air Force on September 22, 2023.

TWO SPARTANS RUSHED 70 OR MORE YARDS ON SEPARATE PLAYS IN A GAME FOR A TOUCHDOWN : Malike Roberson (87 yards) and Zamore Zigler (74 yards), both in the fourth quarter as the Spartans beat Portland State, 66-35, on September 10, 2016.

A PLAYER CAUGHT 10 OR MORE PASSES IN A GAME: Nick Nash (16 for 152 yards and two TD's) in a 54-52 double overtime loss at Washington State on Sept. 20, 2024... **and by the opponent:** Willie Fairman of Northern Colorado (10 for 53 yards) in the Spartans' 35-18 win on August 29, 2019.

A RECEIVER GAINED AT LEAST 200 YARDS IN A GAME: Nick Nash (17 for 225 yards and three TD's) in a 31-10 win over Kennesaw State on Sept. 14, 2024... **and by the opponent:** Davante Adams (13 for 264 yards and three TDs) in the Spartans' 62-52 win over Fresno State on November 29, 2013.

TWO OR MORE TEAMMATES GAINED AT LEAST 100 RECEIVING YARDS IN A GAME: Nick Nash (17 for 225 yards and three TD's) and Justin Lockhart (4 for 16 and a TD) in a 31-10 win over Kennesaw State on Sept. 14, 2024... **and by the opponent:** Quinton Patton (10 for 125 yards and two TDs) and Myles White (7 for 126 and one TD) as San José State defeated Louisiana Tech, 52-43, on Nov.24, 2012.

THREE TEAMMATES GAINED AT LEAST 100 RECEIVING YARDS IN A GAME: Chandler Jones (8 for 146 yards and three TDs), Tyler Winston (10 for 164 yards and one TD) and Kyle Nunn (10 for 160 yards and two TDs) as the Spartans beat #16-Fresno State, 62-52, on November 29, 2013... **and by the opponent:** Ryan Grice-Mullen (14 for 175 yards and one TD), Davone Bess (12 for 140 and one TD) and Jason Rivers (12 for 138 and one TD) in a 42-35 overtime loss to Hawai'i on October 12, 2007.

A PASSER COMPLETED 35 OR MORE PASSES IN A GAME: Emmett Brown completed 35-of-54 passes with four touchdowns for 375 yards in a 54-52 double overtime loss at Washington State on Sept. 20, 2024...**and by the opponent:** Derek Carr (38-of-50 with one interception and six TDs) in San José State's 62-52 win on November 29, 2013.

A PASSER PASSED FOR 400 OR MORE YARDS IN A GAME: Nick Starkel threw for 453 yards on 32-of-52 passing with no interceptions and three TDs in a 34-20 win over Boise State on December 19, 2020 ... **and by the opponent:** Jordan Love (491 yards and five TDs) in Utah State's 62-24 win over San José State on November 10, 2018.

AN INTERCEPTION WAS RETURNED FOR A TOUCHDOWN: Michael Dansby returned an interception 98 yards four a touchdown against No. 25 Fresno State in a 42-18 win on November 11, 2023. **and by the opponent:** Toledo's Chris McDonald returned an interception 25 yards four a touchdown on September, 16, 2023.

MORE THAN ONE INTERCEPTION IN GAME WAS RETURNED FOR A TOUCHDOWN: Kyle Flynn (90 yards) and Duke Ihenacho (43 yards) in a 31-14 win at New Mexico State on October 18, 2008...**and by the opponent:** Dameon Baber (100 and 39 yards) as Nevada defeated San José State, 59-14, on November 11, 2017.

A PLAYER INTERCEPTED TWO OR MORE PASSES IN A GAME: Brandon Ezell intercepted two passes in the 32-21 New Mexico win on October 4,

2019...**and by the opponent:** Nevada's Dameon Baber intercepted two passes and scored on both of them in the Wolf Pack's 59-14 win on November 11, 2017.

A SPARTAN RETURNED AN INTERCEPTION FOR A TOUCHDOWN IN CONSECUTIVE GAMES: Duke Ihenacho on 43-yard returns against Utah State and New Mexico State in 2008.

A PUNT WAS RETURNED FOR A TOUCHDOWN: Matthew Coleman returned a 75 yard touchdown against Cal Poly on September 9, 2023...**and by the opponent:** Utah State's Jaden Smith returned a punt 56 yards for a touchdown on November 19, 2022.

A BLOCKED PUNT RESULTED IN A SPARTAN TOUCHDOWN: Keynan Higgins blocked a punt and Justin Stearns ran it back for a seven yard touchdown at New Mexico on October 14, 2023.

A BLOCKED PUNT RESULTED IN AN OPPONENT TOUCHDOWN: Utah State's Ike Larsen blocked a punt that was returned by Jaden Smith 56 yards for a touchdown on November 19, 2022.

A KICKOFF WAS RETURNED FOR A SPARTAN TOUCHDOWN: Shamar Garrett returned a kickoff 98 yards in the Spartans' 30-20 win over Nevada on December 11, 2020.

A KICKOFF WAS RETURNED BY AN OPPONENT FOR A TOUCHDOWN: Zachariah Branch returned a kickoff 96 yards for a No. 6 USC touchdown on August 26, 2023.

A FUMBLE RESULTED IN A SPARTAN TOUCHDOWN: Sam Olson picked up a fumble in the end zone for a touchdown against No. 17 Oregon State on September 3, 2023.

A FUMBLE RESULTED IN AN OPPONENT TOUCHDOWN: Army West Point's James Nachtigal picked up a San José State fumble and ran 52 yards for a touchdown in a 52-3 win over the Spartans on October 13, 2018.

A PLAYER SCORED THREE OR MORE TOUCHDOWNS IN A GAME: Nick Nash had three touchdown receptions for 225 yards in a 31-10 win against Kennesaw State on Sept. 14, 2024... **and by the opponent:** Utah State's Darwin Thompson rushed 15 times for 140 yards and one touchdown and caught four passes for 115 yards and two TDs in Utah State's 62-24 win over the Spartans on November 10, 2018.

A SPARTAN SAFETY WAS SCORED: San José State scored a safety when Noah Wright and Bryun Parham tackled Wyoming's Titus Swen in the end zone in a 33-16 win at Wyoming on October 1, 2022.

AN OPPONENT SAFETY WAS SCORED: Fresno State scored a safety when San José State quarterback Josh Love was tackled in the end zone by Justin Rice on November 30, 2019.

TWO BROTHERS SCORED IN THE SAME SAN JOSÉ STATE GAME: James Callier, Jr., caught a 2-point conversion pass and James T. Callier caught an 8-yard touchdown pass in the Spartans' 31-21 win at New Mexico State on November 4, 2006.

A PLAYER KICKED THREE OR MORE FIELD GOALS: Kyler Halvorsen kicked field goals of 22, 25 and 30 yards in the Spartans 37-31 win over UNLV on November 25, 2023 ...**and by the opponent:** Northern Colorado's Colin Root kicked field goals of 52, 36, and 36 yards in a 35-18 loss to San Jose State on August 29, 2019.

A SPARTAN LED THE NATION IN A STATISTICAL CATEGORY AT THE END OF A SEASON: Frank Ginda was the national leader in total tackles in 2017. He was credited with 173 tackles and a 13.3 per game average.



A DEFENSIVE EXTRA-POINT WAS SCORED IN A SAN JOSÉ STATE GAME: Eastern Michigan scored a defensive extra point when EMU blocked an SJSU extra point and Tristen Hines returned it for two points on December 20, 2022.

MORE THAN 60 POINTS WERE SCORED BY ONE TEAM: The Spartans scored 66 points in a 66-35 win over Portland State on September 10, 2016... **and by the opponent:** Utah State defeated San José State, 62-24, on November 10, 2018.

MORE THAN 100 POINTS WERE SCORED IN A SAN JOSÉ STATE GAME: San José State and Washington State combined for 106 points in a 54-52 double overtime loss on Sept. 20, 2024. There are 12 times in school history in which 100 or more points were scored in a football game.

SAN JOSÉ STATE SCORED 28 OR MORE POINTS IN A QUARTER: The Spartans scored 30 points in the third quarter of a 42-30 loss to Colorado State on October 6, 2018.

THE OPPONENT SCORED 28 OR MORE POINTS IN A QUARTER: Utah State scored 28 points in the second quarter of a 62-24 win over the Spartans on November 10, 2018.

SAN JOSÉ STATE OVERCAME A DEFICIT OF 14 OR MORE POINTS TO WIN: San José State erased a 14-0 1st quarter lead to beat Sac State 42-24 on Aug. 29, 2024.

THE OPPONENT OVERCAME A DEFICIT OF 14 OR MORE POINTS TO WIN: San José State led Washington State, 38-24, in the fourth quarter, but lost, 54-52 in double overtime, on Sept. 20, 2024.

SAN JOSÉ STATE WON A GAME ON THE FINAL PLAY: Placekicker Nick Gilliam booted a 37-yard field goal as San José State defeated Illinois, 38-35, on September 21, 2002.

SAN JOSÉ STATE LOST A GAME ON THE FINAL PLAY: San José State missed a two-point conversion attempt and lost 54-52 in double overtime at Washington State on Sept. 20, 2024.

A SHUTOUT WAS RECORDED: San José State shut out Hawai'i, 35-0, on October 28, 2023... **and by the opponent:** Washington State blanked the Spartans, 31-0, on September 8, 2018.

SAN JOSÉ STATE DEFEATED A NATIONALLY-RANKED OPPONENT: San José State defeated No. 25 Fresno State, 42-18 on November 11, 2023.

THE SPARTANS PLAYED AN OVERTIME GAME: San José State missed a two-point conversion attempt and lost 54-52 in double overtime at Washington State on Sept. 20, 2024.

THE SPARTANS HAD A WINNING SEASON: The Spartans finished 2023 going 7-6.

THE SPARTANS WENT TO A BOWL GAME: The Spartans faced Coastal Carolina in the EasyPost Hawai'i bowl, December 23, 2023.

2024 SJSU ROSTER

No.	Name	Pos.	Ht.	Wt.	Class	Hometown
7	Jalen Apalit-Williams	DB	6-1	192	Jr-R.	Martinez, Calif.
15	Jalen Bainer	CB	5-10	183	Jr-R.	San Marcos, Calif.
64	Nathan Balestrieri	OL	6-1	303	Fr-R.	Walnut Creek, Calif.
6	Jabari Bates	RB	5-7	166	So-R.	Compton, Calif.
39	Dino Beslagic	P	6-4	207	So-R.	Santa Clara, Calif.
27	Joseph Bey	DB	6-1	195	Fr.	San Jose, Calif.
28	Jean Boyd III	DB	6-1	195	Jr-R.	Tempe, Ariz.
9	Emmett Brown	QB	5-10	187	So-R.	San Marcos, Calif.
99	Mathias Brown	K	6-0	155	Fr.	Fullerton, Calif.
68	Mitchell Brown	OL	6-3	259	Fr.	San Jose, Calif.
0	Kejuan Bullard, Jr.	DB	6-1	188	So-R.	Watts, Calif.
22	Paolo Burak	RB	5-11	215	So.	San Diego, Calif.
85	Jackson Canaan	TE	6-2	226	Jr-R.	Sacramento, Calif.
12	Greco Carrillo	CB	5-9	167	Fr.	Sacramento, Calif.
49	Trent Carrizosa	P	6-4	250	So.	San Jose, Calif.
0	Floyd Chalk IV	RB	5-7	200	Jr.	Mission Hills, Calif.
62	Tyler Chen	OL	6-3	260	Fr-R.	Rancho Cucamonga, Calif.
44	Alexander Cobbs	LB	6-3	223	Fr-R.	Long Beach, Calif.
8	Jordan Cobbs	LB	6-1	235	Sr-R.	Oakland, Calif.
14	Matthew Coleman	WR	6-0	169	So-R.	Carson, Calif.
21	Kayden Collins	RB	6-0	164	So-R.	Canoga Park, Calif.
15	Macloud Crowton	QB	5-11	191	Jr.	St. George, Utah
16	Naseri Danielson	LB	6-0	195	Fr-R.	Stockton, Calif.
25	Michael Dansby	DB	6-0	179	Jr.	Oakland, Calif.
65	Denaris DeRosa, Jr.	OL	6-2	273	So-R.	Redwood City, Calif.
1	Sawyer Deerman	WR	5-10	185	Fr-R.	Tuscaloosa, Ala.
5	Walker Eget	QB	6-3	225	Jr-R.	Santa Clarita, Calif.
46	Matthew Fadelli	LS	5-9	198	Jr.	Belmont, Calif.
50	Gafa Faga	DL	6-2	296	Jr.	Alao, American Samoa
93	Etu Finau	DL	6-4	260	Jr.	Oakland, Calif.
23	Roy Gardner	WR	5-9	156	Fr-R.	Mountain House, Calif.
72	Nate Hale	OL	6-5	300	Fr-R.	Orange, Calif.
11	Kyler Halvorsen	K	5-11	175	Sr.	Honolulu, Hawai'i
37	Dylan Hampsten	DL	6-3	237	Fr-R.	Santa Clarita, Calif.
75	Joseph Harbert	OL	6-3	290	So-R.	San Francisco, Calif.
2	DJ Harvey	DB	5-11	174	Jr-R.	Palmdale, Calif.
13	Cooper Hoch	WR	6-3	188	Fr-R.	Costa Mesa, Calif.
24	Malakai Hoeft	LB	6-2	218	Jr.	Belmont, Calif.
94	Mata Hola	DL	6-2	260	Jr-R.	Sandy, Utah
28	Zack Homan	RB	5-11	205	Fr.	Sebastopol, Calif.
88	Miles Hull	WR	6-0	165	Fr.	Agoura Hills, Calif.
2	TreyShun Hurry	WR	6-2	194	So.	Palmdale, Calif.
96	Reggie Jones, Jr.	DL	6-2	300	So-R.	Lancaster, Calif.
73	Laakea Kapoi	OL	6-3	313	So-R.	Honolulu, Hawai'i
83	Kamaehu Kopa-Kaawalaule	TE	6-4	212	Fr-R.	Ewa Beach, Hawai'i
79	Peseti Lapuah	OL	6-5	285	Jr.	West Valley City, Utah
4	Taniela Latu	LB	6-2	233	Sr.	San Mateo, Calif.
16	CJ Lee	QB	6-2	160	Fr.	Sacramento, Calif.
18	Dylan Lee	LB	6-1	227	Fr-R.	French Camp, Calif.
99	Nate Lewis	DL	6-5	247	So-R.	Carmichael, Calif.
66	Will Leys	OL	6-2	285	So-R.	Irvine, Calif.
91	Quincy Likio	DL	6-2	282	Sr.	Kapahulu, Hawai'i
11	Justin Lockhart	WR	6-3	196	Sr-R.	Los Angeles, Calif.
86	Skylar Loving-Black	TE	6-3	240	Sr-R.	San Jose, Calif.
24	Sebastian Macaluso	WR	6-0	179	Sr-R.	Oxnard, Calif.
71	Tevita Manukainiu	OL	6-8	300	Fr.	Shoreview, Calif.
90	Akio Martinson	DL	6-1	298	Fr-R.	Loomis, Calif.
33	Gregory McClendon III	LB	6-4	210	Fr.	Los Angeles, Calif.
9	Noah McNeal-Franklin	LB	6-0	210	Jr-R.	Vallejo, Calif.
60	Hudson Mesa	OL	6-1	278	Jr-R.	Los Gatos, Calif.
40	Kade Millard	DL	6-2	230	Fr.	Dublin, Calif.
12	Malikhi Miller	WR	6-4	211	Sr-R.	Oakland, Calif.
54	Daniel Moleni	OL	6-4	280	Jr.	West Valley City, Utah
3	Nick Nash	WR	6-3	195	Sr-R.	Irvine, Calif.
74	Sione Nomani	OL	6-4	315	Jr-R.	Portland, Ore.
87	Grant Norberg	TE	6-7	240	Sr-R.	San Diego, Calif.
97	John Norwood	LB	6-3	209	So-R.	Milpitas, Calif.
31	Hunter Nowell	DB	6-1	210	Fr-R.	Huntington Beach, Calif.
63	Mohammad Othman	OL	6-6	275	Fr.	Elk Grove, Calif.
78	David Perez	OL	6-3	280	Fr.	Downey, Calif.
38	Nassir Pitters	LB	6-0	200	Fr-R.	Vallejo, Calif.
10	Jordan Pollard	LB	6-0	193	Jr.	Los Angeles, Calif.
26	Ethan Powell	LB	6-2	217	Jr.	San Bernadino, Calif.

Numerical Roster

0	Kejuan Bullard, Jr.	DB
0	Floyd Chalk IV	RB
1	Sawyer Deerman	WR
1	Robert Rahimi	S
2	DJ Harvey	DB
2	TreyShun Hurry	WR
3	Nick Nash	WR
4	Taniela Latu	LB
4	Kyri Shoels	WR
5	Walker Eget	QB
5	Larry Turner-Gooden	S
6	Jabari Bates	RB
6	Amir Wallace	DB
7	Jalen Apalit-Williams	DB
7	Xavier Ward	QB
8	Jordan Cobbs	LB
9	Emmett Brown	QB
9	Noah McNeal-Franklin	LB
10	Jordan Pollard	LB
11	Kyler Halvorsen	K
11	Justin Lockhart	WR
12	Greco Carrillo	CB
12	Malikhi Miller	WR
13	Cooper Hoch	WR
14	Matthew Coleman	WR
15	Jalen Bainer	CB
15	Macloud Crowton	QB
16	Naseri Danielson	LB
16	CJ Lee	QB
17	Zavion Reese	DB
18	Dylan Lee	LB
19	David Tuihalangie	LB
20	Isiah Revis	DB
21	Kayden Collins	RB
22	Paolo Burak	RB
23	Roy Gardner	WR
23	Justin Stearns	DE
24	Malakai Hoeft	LB
24	Sebastian Macaluso	WR
25	Michael Dansby	DB
26	Ethan Powell	LB
26	Lamar Radcliffe	RB
27	Joseph Bey	DB
28	Jean Boyd III	DB
28	Zack Homan	RB
29	Jaylen Thomas	DB
31	Hunter Nowell	DB
32	Caleb Womack	CB
33	Gregory McClendon III	LB
34	Viliani Teu	RB
35	Luke Richey	LB
37	Dylan Hampsten	DL
38	Nassir Pitters	LB
39	Dino Beslagic	P
40	Kade Millard	DL
40	Davis Salom	LS
41	Matt Robinson	LB
42	Soane Toia	DL
43	John Ward	LB
44	Alexander Cobbs	LB
45	Pau Reed	DL
46	Matthew Fadelli	LS
48	Dejon Roney	DL
49	Trent Carrizosa	P
50	Gafa Faga	DL
53	Brady Van Bennekum	LB
54	Daniel Moleni	OL
60	Hudson Mesa	OL
61	Marist Talavou	OL
62	Tyler Chen	OL
63	Mohammad Othman	OL
64	Nathan Balestrieri	OL
65	Denaris DeRosa, Jr.	OL
66	Will Leys	OL
67	Justice Turner	OL
68	Mitchell Brown	OL
69	Uluakinofa Taliuli	OL

2024 SJSU ROSTER

No.	Name	Pos.	Ht.	Wt.	Class	Hometown	
26	Lamar Radcliffe	RB	6-2	220	Fr.	Sacramento, Calif.	70 Malik Williams OL
1	Robert Rahimi	S	6-1	204	Sr.	Santa Ana, Calif.	71 Tevita Manukainiu OL
45	Pau Reed	DL	6-3	251	Jr.	San Jose, Calif.	72 Nate Hale OL
17	Zavion Reese	DB	6-0	193	Jr-R.	San Marcos, Calif.	73 Laakea Kapoi OL
20	Isiah Revis	DB	5-10	189	Jr-R.	Las Vegas, Nev.	74 Sione Nomani OL
35	Luke Richey	LB	6-3	210	Fr.	Morgan Hill, Calif.	75 Joseph Harbert OL
41	Matt Robinson	LB	5-9	228	Fr.	Sacramento, Calif.	76 Manuel Serna OL
48	Dejon Roney	DL	6-1	269	Jr.	Rancho Cucamonga, Calif.	78 David Perez OL
40	Davis Salom	LS	6-1	265	Jr-R.	San Jose, Calif.	79 Peseti Lapuahou OL
76	Manuel Serna	OL	6-5	295	Fr.	Pittsburg, Calif.	81 Jacob Stewart TE
4	Kyri Shoels	WR	6-2	170	Jr.	Las Vegas, Nev.	83 Kamaehu Kopakaawalaule TE
92	Noa Siaoosi	DL	6-2	250	Fr.	Vacaville, Calif.	85 Jackson Canaan TE
23	Justin Stearns	DE	6-2	245	So-R.	San Diego, Calif.	86 Skylar Loving-Black TE
81	Jacob Stewart	TE	6-5	227	Jr.	Woodland, Calif.	87 Grant Norberg TE
61	Marist Talavou	OL	6-3	338	Sr-R.	Norwalk, Calif.	88 Miles Hull WR
69	Uluakinofo Taliauli	OL	6-3	294	So-R.	Millbrae, Calif.	90 Akio Martinson DL
34	Viliami Teu	RB	5-10	215	Fr-R.	East Palo Alto, Calif.	91 Quincy Likio DL
29	Jaylen Thomas	DB	5-11	205	Fr.	Los Gatos, Calif.	92 Noa Siaoosi DL
42	Soane Toia	DL	6-0	278	Sr.	Nuku'alosa, Tonga	93 Etu Finau DL
19	David Tuihalangie	LB	5-11	190	Jr.	Humble, Texas	94 Mata Hola DL
95	Tangata Tuitupou	DL	6-4	234	Jr-R.	Los Banos, Calif.	95 Tangata Tuitupou DL
67	Justice Turner	OL	6-3	280	Fr.	Staten Island, N.Y.	96 Reggie Jones, Jr. DL
5	Larry Turner-Gooden	S	5-11	212	So-R.	South Central Los Angeles, Calif.	97 John Norwood LB
53	Brady Van Bennekum	LB	6-2	207	Fr-R.	Santa Clarita, Calif.	99 Mathias Brown K
6	Amir Wallace	DB	6-0	185	Sr-R.	Fairfield, Calif.	99 Nate Lewis DL
43	John Ward	DL	6-4	245	Sr-R.	Palmdale, Calif.	
7	Xavier Ward	QB	6-2	215	Jr-R.	Corona, Calif.	
70	Malik Williams	OL	6-4	302	Jr-R.	Hayward, Calif.	
32	Caleb Womack	CB	5-10	178	So-R.	Santa Cruz, Calif.	



GAMES PLAYED

Career:
59, by Tre Jenkins (2019-23)
59, by Jaime Navarro (2018-23)

RUSHING

MOST ATTEMPTS
Game:
43 (286 yards), by Nathan DuPree at UNLV, (10-31-92),
43 (253 yards), by Sheldon Canley at UNLV, (9-22-90).
Season:
296 (1,248 yards), by Sheldon Canley (1990).
Career:
602 (3,515 yards), by Deoncé Whitaker (1998-01).

AVERAGE ATTEMPTS PER GAME
Season:
26.9 (296 in 11 games), by Sheldon Canley (1990).
Career:
24.1 (530 in 22 games), by Gerald Willhite (1980-81).

MOST RUSHING YARDS GAINED
Game:
300 (42 attempts), by Tyler Ervin vs. Fresno State, (9-26-15).
Game, Freshman:
187 (28 attempts), by Jarrod Lawson at UNLV, (11-02-13).
Game, Opponent:
300 (23 attempts), by LaDainian Tomlinson, TCU, (10-9-99).
Bowl Game:
164 (23 attempts), by Sheldon Canley vs. Central Michigan (California Raisin Bowl - 12-8-90).
Season:
1,601 (294 attempts), by Tyler Ervin (2015).
Season, Freshman:
788 (164 attempts), by Jarrod Lawson (2013).
Career:
3,515 (602 attempts), by Deoncé Whitaker (1998-99-00-01).

MOST RUSHING YARDS BY A QUARTERBACK
Game:
117 (8 attempts), by Doug Allen at Fresno State, (10-12-85).
Season:
415 (114 attempts), by Kenny Potter (2015).
Career:
737 (250 attempts), by Kenny Potter, (2015-16).

MOST GAMES GAINING 100 YARDS RUSHING
Season:
8, by Deoncé Whitaker (2000).
Career:
15, by Deoncé Whitaker (1998-99-2000-01).

MOST CONSECUTIVE GAMES GAINING 100 YARDS RUSHING
5, by Deoncé Whitaker (Oct. 14, Oct. 21, Oct. 28, Nov. 4, Nov. 18, 2000).

MOST GAMES GAINING 200 YARDS RUSHING
Season:
3, by Deoncé Whitaker (2000).

Career:
4, by Deoncé Whitaker (1998-99-2000-01).

MOST CONSECUTIVE GAMES GAINING 200 YARDS RUSHING
2, by Kevin Cole (Nov. 18, Dec. 2, 1978).

AVERAGE YARDS GAINED PER GAME
Season:
157.7 (1,577 yards in 10 games), by Deoncé Whitaker (2000).
Career:
107.5 (2,364 yards in 22 games), by Gerald Willhite (1980-81).

AVERAGE YARDS PER ATTEMPT
Game: (Minimum of 10 attempts)
19.6 (196 yards on 10 attempts), by Lamar Ferguson vs. Tulsa, (10-27-01).
(Minimum of 20 attempts)
12.1 (254 yards on 21 attempts), by Deoncé Whitaker at Stanford, (9-9-00).
(Minimum of 30 attempts)
8.2 (278 yards on 34 attempts), by Deoncé Whitaker at Hawai'i, (10-28-00).
Season: (Minimum of 80 attempts),
7.24 (688 yards on 89 attempts), by Harry Russell (1949).
(Minimum of 100 attempts)
7.00 (1,194 yards on 170 attempts), by Kairee Robinson (2023).
(Minimum of 200 attempts)
7.04 (1,577 yards on 224 attempts), by Deoncé Whitaker (2000).
Career: (Minimum of 300 attempts)
5.83 (3,515 yards on 602 attempts), by Deoncé Whitaker (1998-99-00-01).

MOST TOUCHDOWNS SCORED BY RUSHING
Game:
4, by Lamar Ferguson, at Illinois (9-21-02),
4, by Jarmar Julien, vs. Tulsa, (10-27-01),
at Nevada, (10-28-00),
4, by Deoncé Whitaker, vs. UTEP, (10-14-00),
vs. Saint Mary's, (9-18-99),
4, by Nathan DuPree, at Pacific, (11-14-92),
4, by Johnny Johnson, Jr.,
at New Mexico State (9-3-88),
4, by Joe Ulm, at Brigham Young, (9-25-53),
4, by Dick Stults, vs. Brigham Young, (11-7-52).
Game, Opponent:
7, by Keenan Reynolds, Navy (11-21-13).
Season:
18, by Kairee Robinson (2023)
Career:
33, by Deoncé Whitaker (1998-99-00-01).
31, by Kairee Robinson (2019-20-23-24).

MOST GAMES RUSHING FOR A TOUCHDOWN
Season:
11, by Kairee Robinson (2023)
Career:
21, by Deoncé Whitaker (1998-99-2000-01).
21, by Kairee Robinson (2019-20-23-24).

MOST CONSECUTIVE GAMES RUSHING FOR A TOUCHDOWN

Season:
11, by Kairee Robinson (2023).

MOST TOUCHDOWNS SCORED RUSHING BY A QUARTERBACK:
Game:
3, by Kenny Potter, vs. Air Force (11-19-16),
3, by Kyle Reed, vs. San Diego State (9-13-08),
3, by Bob Frasco, vs. Southwestern Louisiana (11-26-83).
Game, Opponent:
7, by Keenan Reynolds, Navy (11-21-13).
Season:
9, Chevan Cordeiro (2022).
Career:
15, by Jeff Garcia (1991-92-93).

RUSHING FOR 1,000 YARDS & 50 RECEPTIONS IN A SEASON
1,219 rushing & 62 receptions by Johnny Johnson, Jr. (1988),
1,135 rushing & 52 receptions by Kenny Jackson (1986),
1,193 rushing & 72 receptions by Gerald Willhite (1981),
1,210 rushing & 55 receptions by Gerald Willhite (1980).

PASSING

MOST ATTEMPTS
Game:
66 (28 completions), by Scott Rislov at Stanford (9-6-03).
Game, Opponent:
75 (44 completions), by Colt Brennan, Hawai'i (10-12-07).
Bowl Game:
62 (43 completions), by Steve Clarkson vs. Toledo, (California Bowl - 12-19-81).
Season:
487 (312 completions), by David Fales (2013).
Career:
1,118 (600 completions), by Ed Luther (1976-77-78-79).

HIGHEST PERCENTAGE OF PASS COMPLETIONS
Game: (Minimum of 15 attempts)
87.5 (14 of 16), by Adam Tafralis vs. Stanford, (9-9-06).
(Minimum of 25 attempts)
88.5 (23 of 26), by Kyle Reed vs. Stanford, (9-20-08).
(Minimum of 35 attempts)
81.8 (36 of 44), by Scott Rislov at Ohio State (10-12-02).
(Minimum of 45 attempts)
82.2 (37 of 45), by David Fales vs. Fresno State (11-29-13).
Game, Opponent:
87.5 (21 of 24), by Riley Nelson, Utah State (10-14-06).
Bowl Game:
76.7 (33 of 43), by David Fales vs. Bowling Green (Military Bowl - 12-27-12).
Season:
72.5 (327 of 451), by David Fales (2012).
Career:

INDIVIDUAL RECORDS

COMPLETING 80 PERCENT OR MORE OF ONE'S PASSES IN A GAME

Season: 3, by Adam Tafralis (2006).
Career: 4 (3 in 2006, 1 in 2007),
by Adam Tafralis (2004-05-06-07).

COMPLETING 80 PERCENT OR MORE OF ONE'S PASSES IN A SEASON

Career: 2 (2012, 2013) by David Fales (2012-13),
2 (2006, 2007), by Adam Tafralis
(2004-05-06-07)

MOST PASSES COMPLETED

Game: 42 (56 attempts), by David Fales vs. Navy
(11-22-13).

Game, Opponent: 44 (75 attempts), by Colt Brennan,
Hawai'i (10-12-07).

Bowl Game: 43 (62 attempts), by Steve Clarkson
vs. Toledo (California Bowl - 12-19-81).

Season: 327 (451 attempts), by David Fales (2012).

Career: 639 (938 attempts), by David Fales (2012-13).

MOST PASSES COMPLETED CONSECUTIVELY

Game: 15 (first 15 attempts of the game), by Kyle Reed vs.
Stanford, (9-20-08).

MOST YARDS GAINED PASSING

Game: 547 (37 of 45), by David Fales vs. Fresno State
(11-29-13).

Game, Opponent: 560 (32 of 44), by Bryant Moniz, Hawai'i
(11-20-10).

Bowl Game: 467 (43 of 62), by Steve Clarkson
vs. Toledo (California Bowl, 12-19-81).

Season: 4,193 (327 of 451), by David Fales (2012).

Career: 8,382 (639 of 938) by David Fales (2012-13)

MOST GAMES PASSING FOR 300 or MORE YARDS

Season: 9, by David Fales (2013).

Career: 16, by David Fales (2012-13).

MOST GAMES PASSING FOR 400 or MORE YARDS

Season: 5, by Josh Love (2019),
5, by David Fales (2013).

Career: 6, by David Fales (2012-13).

MOST CONSECUTIVE GAMES PASSING FOR 400 or MORE YARDS

2, by Josh Love (Oct. 4 & Oct. 12, 2019),
2, by David Fales (Oct. 12 & Oct. 26, 2013),
2, by David Fales (Nov. 22 & Nov. 29, 2013).

MOST PASSING TOUCHDOWNS

Game: 7, by Scott Rislov at UTEP (11-8-03).

Game, Opponent: 5, by Jordan Love, Utah State, (11-10-18),
5, by Ryan Dinwiddie, Boise State (10-24-03),
5, by Luke McCown, Louisiana Tech (10-6-01).

Bowl Game: 3, by Chevan Cordeiro vs. Eastern Michigan
(Famous Idaho Potato Bowl - 12-20-23),
3, by Adam Tafralis vs. New Mexico (New Mexico
Bowl - 12-23-06),
3, by Mike Perez vs. Miami (Ohio) (California Bowl
- 12-13-86),
3, by Steve Clarkson vs. Toledo (California Raisin
Bowl - 12-19-81).

Season: 33, by David Fales (2013),
33, by David Fales (2012).

Career: 66, by David Fales (2012-13).

LONGEST PASSING TOUCHDOWN

95 yards, by Matt Veatch to Byron Jackson at
Minnesota, (9-14-91).

LONGEST PASSING TOUCHDOWN BY A NON-QUARTERBACK

84 yards, by wide receiver Tim Kears to Tony
Smith at Stanford, (9-18-82).

MOST INTERCEPTIONS THROWN

Game: 6, by Ivan Lippi vs. Fresno State, (11-21-70),
6, by Pat Casey vs. New Mexico, (11-1-69),
6, by Ken Berry at Fresno State, (11-20-65).

Bowl Game: 5, by Steve Clarkson vs. Toledo,
(California Bowl - 12-19-81).

Season: 24, by Steve Clarkson (1981),
24, by Ed Luther (1978),
24, by Craig Kimball (1972).

Career: 57, by Craig Kimball (1972-73-74).

FEWEST INTERCEPTIONS THROWN

Season: (Minimum of 100 attempts)
1 (1 in 124 attempts), by Bob Frasco (1983).
(Minimum of 300 attempts)
4 (4 in 362 attempts, by Chevan Cordeiro (2023)
(Minimum of 400 attempts)
5 (5 in 437 attempts), by Scott Rislov (2003).

Career: (Minimum of 500 attempts)
10 (10 in 789 attempts), by Chevan Cordeiro (2022-
23).

PASSING EFFICIENCY

Game: (Minimum of 15 attempts)
298.02, by Marcus Arroyo vs. Nevada (11-10-01).
Bowl Game: (Minimum of 15 attempts)
213.63, by Adam Tafralis vs. New Mexico (New
Mexico Bowl - 12-23-06).

Season: (Minimum of 15 attempts per
game played)
170.76, by David Fales (2012).

Career: (Minimum of 300 passing attempts)
161.7, by David Fales (2012-13).

TOTAL OFFENSE

MOST PLAYS

Game: 67 (1 rushing, 66 passing) by Scott Rislov at
Stanford, (9-6-03).

Bowl Game: 68 (6 rushing, 62 passing), by Steve Clarkson vs.
Toledo, (California Bowl - 12-19-81).

Season: 535 (48 rushing, 487 passing), by David Fales
(2013).

Career: 1,405 (518 rushing, 887 passing), by Jeff Garcia
(1991-92-93).

MOST YARDS GAINED

Game: 580 (33 rushing, 547 passing), by David Fales vs.
Fresno State, (11-29-13).

Game, Opponent: 546 (-14 rushing, 560 passing), by Bryant Moniz,
Hawai'i, (11-2-10).

Bowl Game: 464 (minus-3 rushing, 467 passing), by Steve
Clarkson vs. Toledo, (California Bowl - 12-19-81).

Season: 4,196 (7 rushing, 4,189 passing),
by David Fales (2013).

Career: 8,250 (minus-132 rushing, 8,382 passing),
by David Fales (2012-13).

AVERAGE YARDS PER GAME

Season: 349.7 (4,196 yards in 12 games), by David Fales
(2013).

Career: 330.0 (8,250 yards in 25 games), by David Fales
(2012-13).

AVERAGE YARDS GAINED PER PLAY

Game: (Minimum of 20 plays)
19.6 (333 yards on 21 plays), by Dale Rogers vs.
Rice, (10-2-04).

Season: (Minimum of 1,000 yards)
8.2 (4,054 on 493 plays), by David Fales (2012).

Career: (Minimum of 4,000 yards & 600 plays)
8.1 (8,250 yards on 1,018 plays), by David Fales
(2012-13).

MOST TOUCHDOWNS SCORED AND RESPONSIBLE FOR

Game: 7 (scored 1 and passed for 6), by David Fales, vs.
Fresno State, (11-29-13),
7 (passed for 7), by Scott Rislov at UTEP, (11-8-03).

Season: 35 (scored 2 and passed for 33), by David Fales
(2013).

Career: 68 (scored 12 and passed for 56), by
Steve Clarkson (1979-80-81-82),
68 (scored 2 and passed for 66), by David Fales
(2012-13).

INDIVIDUAL RECORDS

PASS RECEIVING

MOST RECEPTIONS

Game:
18 (124 yards), by Gerald Willhite vs. Toledo, (12-19-81) (bowl game),
17 (225 yards), by Nick Nash, vs. Kennesaw State (9-14-24) (regular season).
Game, Opponent:
16 (133 yards), by Paul Dombrowski, New Mexico State (11-19-05).
Bowl Game:
18 (124 yards), by Gerald Willhite vs. Toledo, (12-19-81).
Season:
89 (886 yards) by Noel Grigsby (2011).
Career:
248 (3,087 yards) by Chandler Jones (2010-13).

MOST RECEPTIONS BY A TIGHT END

Game:
11 (114 yards), by Brian Roche, at San Diego State, (10-21-95).
Season:
66 (729 yards), by Brian Roche (1995).
Career:
126 (1,760 yards) by Ryan Otten (2009-10-11-12).

MOST CONSECUTIVE GAMES WITH A RECEPTION

Career:
36 (40 games played), by Noel Grigsby (2010-13).

MOST CONSECUTIVE GAMES WITH 10 or MORE RECEPTIONS

Season:
2, Nick Nash (2024),
2, Tyler Winston (2013),
2, Noel Grigsby (2011),
2, Kevin Jurovich (2007).

MOST GAMES WITH 10 or MORE RECEPTIONS

Season:
4, Kevin Jurovich (2007).
Career:
5, Kevin Jurovich (2006-07-08-09).

MOST SEASONS WITH 50 or MORE RECEPTIONS

4, Chandler Jones (54 in 2010, 61 in 2011, 54 in 2012, 79 in 2013).

MOST SEASONS WITH 60 or MORE RECEPTIONS

2, Chandler Jones (61 in 2011, 79 in 2013),
2, Noel Grigsby (89 in 2011, 82 in 2012),
2, Kevin Jurovich (85 in 2007, 60 in 2009),
2, Guy Liggins (72 in 1986, 77 in 1987).

MOST YARDS RECEIVING

Game:
269 (9 receptions), by Edell Shepherd vs. Nevada, (11-10-01).
Game, Freshman:
185 (7 receptions), by Noel Grigsby vs. Utah State, (11-13-10).
Game, Opponent:
326 (12 receptions), by Nate Burleson, Nevada, (11-10-01).

Bowl Game:
152 (9 receptions), by Mervyn Fernandez vs. Toledo, (California Raisin Bowl, 12-19-81).
Season:
1,500 (82 receptions), by Edell Shepherd (2001).

Career:
3,121 (237 receptions), by Noel Grigsby (2010-11-12-13).

MOST YARDS RECEIVING BY A TIGHT END

Game:
158 (8 receptions), by Josh Oliver vs. Hawai'i, (9-27-18).
Game, Freshman:
119 (6 receptions), by Billy Freeman at Colorado State, (10-12-13).
Season:
739 (52 receptions), by Ryan Otten (2011).
Career:
1,760 (126 receptions), by Ryan Otten (2009-10-11-12).

MOST 100-YARD RECEIVING GAMES

Season:
7, by Chandler Jones (2013),
7, by Edell Shepherd, (2001).
Career:
11, by Noel Grigsby (2010-11-12-13).

MOST CONSECUTIVE 100-YARD RECEIVING GAMES

Season:
4, by Tre Walker (2019).

MOST TOUCHDOWNS RECEIVING

Game:
3, by Nick Nash,
at No. 6 USC, (8-26-23)
vs. Kennesaw State, (9-14-24)
3, by Elijah Cooks,
at Utah State, (11-19-22)
3, by Chandler Jones,
vs. Fresno State, (11-29-13),
vs. Wyoming, (10-26-13),
vs. Minnesota, (9-21-13).
3, by Jalal Beauchman, vs. Louisiana Tech, (11-27-10),
3, by James Jones, at Washington, (9-2-06),
3, by Courtney Anderson, at UTEP, (11-8-03),
3, by Edell Shepherd, vs. Nevada, (11-10-01),
3, by Oliver Newell,
at UNLV, (11-22-97),
vs. Hawai'i (11-15-97),
vs. Colorado State (10-11-97),
3, by Tony Smith at California, (9-29-84),
3, by Ken Taylor vs. Santa Clara, (11-16-82),
3, by Tim Kearse at Stanford, (9-18-82),
3, by Stacey Bailey at Fresno State, (10-3-81),
3, by Mervyn Fernandez at Fresno State (10-3-81),
3, by Gerald Willhite at California, (9-26-81),
3, by Mark Nichols at CS Long Beach, (10-27-79),
3, by Rick Parma at Pacific, (11-11-78).

Game, Opponent:
3, by Jeb Putzier, Boise State (11-17-01),
3, by Ryan Dennard, Arizona State (9-29-01),
3, by Alex Van Dyke, Nevada (11-18-95).
Bowl Game:

3, by Mervyn Fernandez vs. Toledo, (12-19-81).
Season:
15, by Chandler Jones (2013).
Career:
29, by Chandler Jones (2010-13).

MOST CONSECUTIVE GAMES WITH A TOUCHDOWN RECEPTION

6, by Bailey Gaither (2019).

ALL-PURPOSE RUNNING

Game:
355 (80 rushing, 201 receiving, 10 punt returns, 64 kickoff returns), by Charles Pauley, vs. Nevada, (11-10-01).
Bowl Game:
243 (164 rushing, 44 receiving, 35 kickoff returns), by Sheldon Canley vs. Central Michigan, (California Raisin Bowl, 12-8-90).
Season:
2,637 (1,601 rushing, 334 receiving, 105 punt returns, 597 kickoff returns) by Tyler Ervin (2015).
Career:
6,015 (2,803 rushing, 783 receiving, 186 punt returns, 2,374 kickoff returns) by Tyler Ervin (2011-12-13-14-15).

SCORING

MOST POINTS SCORED

Quarter:
18, by Jarmar Julien, at Nevada (10-28-00, 4th quarter),
18, by Casey Le Blanc, vs. Hawai'i (11-6-99, 4th quarter),
18, by Deoncé Whitaker, vs. Saint Mary's (9-18-99, 1st quarter).

Quarter, Opponent:
18, by Keenan Reynolds, Navy (11-21-13, overtime)

Game:
30 (5 touchdowns), by Deoncé Whitaker, vs. Saint Mary's (9-18-99).

Game, Opponent:
42 (7 touchdowns), by Keenan Reynolds, Navy 11-21-13).

Bowl Game:
20 (3 touchdowns, 1 2-pt. PAT), by Mervyn Fernandez, vs. Toledo (California Bowl, 12-19-81).

Season:
116, by Johnny Johnson, Jr. (1988).

Career:
339, by Austin Lopez (105 in 2012, 105 in 2013, 63 in 2014, 66 in 2015).

MOST SEASONS SCORING 100 OR MORE POINTS

2, by Austin Lopez (105 in 2012, 205 in 2013).

MOST TOUCHDOWNS SCORED

Game:
5, by Deoncé Whitaker vs. Saint Mary's (9-18-99)
Season:
19, by Johnny Johnson, Jr. (1988).
Career:
36, by Deoncé Whitaker (1998-99-00-01).

INDIVIDUAL RECORDS

Career:

5 (rushing, receiving, kickoff return, interception return, punt return), by Trestin George (eight TD’s in 2002-03-04-05),
5 (rushing, receiving, kickoff return, interception return, punt return), by Walt Roberts (13 TD’s in 1961-62-63).

MOST FIELD GOALS MADE

Game:
4, by Matt Mercurio vs. Boise State (12-19-20),
4, by Matt Mercurio at Hawai’i (11-9-19),
4, by Matt Mercurio at Army West Point (10-26-19),
4, by Matt Mercurio vs. New Mexico (10-4-19),
4, by Austin Lopez vs. UNLV (10-4-14),
4, by Austin Lopez at Navy (9-22-12),
4, by Jens Alvernik (11-12-11).
Game, Opponent:
5, by Dene Garner, Utah State (9-21-85),
5, by Rafael Septien, Louisiana-Lafayette (11-22-74).
Season:
22 (22 of 27), by Austin Lopez (2013).
Career:
61 (61 of 85) by Austin Lopez (2012-13-14-15).

MOST CONSECUTIVE FIELD GOALS MADE

Game:
4, by Matt Mercurio vs. Boise State (12-19-20),
4, by Matt Mercurio at Hawai’i (11-9-19),
4, by Matt Mercurio at Army West Point (10-26-19),
4, by Matt Mercurio vs. New Mexico (10-4-19),
4, by Austin Lopez vs. UNLV (10-4-14),
4, by Austin Lopez at Navy (9-22-12),
4, by Jens Alvernik at Utah State (11-12-11).
Season:
17, by Austin Lopez (2012).
Career:
23, by Austin Lopez (17 in 2012, 6 in 2013).

MOST CONSECUTIVE FIELD GOALS MADE AT THE START OF A CAREER

23, by Austin Lopez (17 in 2012, 6 in 2013).

BEST FIELD GOAL PERCENTAGE

Game:
100.0% (4 of 4),
by Matt Mercurio vs. Boise State (12-19-20),
by Matt Mercurio at Hawai’i (11-9-19),
by Matt Mercurio at Army West Point (10-26-19),
by Austin Lopez at Navy (9-22-12).
Season:
100.0%, (17 of 17), by Austin Lopez (2012).

LONGEST FIELD GOAL MADE

Game:
60 yards by Joe Nedney at Wyoming, (10-3-92).

MOST FIELD GOALS MADE 50 OR MORE YARDS

Game:
1, by several, last by Bryce Crawford, 52 yards, vs. Wyoming (11-25-17).
Season:
5, by Bryce Crawford (2017).
Career:
6, by Bryce Crawford (2015-18).

MOST FIELD GOALS MADE 40 OR MORE YARDS

Game:
3, by Austin Lopez, 47 yards, 1st quarter, 44 yards, 2nd quarter & 50 yards, 2nd quarter, at Nevada (11-16-13).
Season:
10 (10-of-12), by Austin Lopez (2013).
Career:
18 (18 of 31), by Austin Lopez (2012-13-14-15).
MOST KICKING PAT’S
Game:
10 (10 of 10), Jeff Carr vs. Rice (10-2-04).
Game, Opponent:
10 (10 of 10), Tyler Jones, Boise State (10-24-03).
Season:
54 (54 of 57), by Austin Lopez (2012), 54 (54 of 55), by **Kyler Halvorsen (2023)**.
Career:
156 (156 of 162) by Austin Lopez (2012-13-14-15).

MOST CONSECUTIVE KICKING PAT’S

Game:
10 (10 of 10), Jeff Carr vs. Rice (10-2-04).
Game, Opponent:
10 (10 of 10), Tyler Jones, Boise State (10-24-03).
Season:
40 (40 of 40) by Jeff Carr (2004).
Career:
60 (37 in 2023, 22 in 2024), by **Kyler Halvorsen (2023-24)**.

BEST PAT PERCENTAGE

Game:
100.0 %, (10 of 10), by Jeff Carr vs. Rice (10-2-04).
Season:
100.0%, (40 of 40) by Jeff Carr (2004),
100.0%, (33 of 33) by David Silberstein (1998),
100.0%, (28 of 28) by David Bowen (1990),
100.0%, (27 of 27) by Austin Lopez (2014).

MOST KICK SCORING POINTS

Game:
16 (3 FG’s, 7 PAT’s), by Joe Nedney vs. Pacific, (10-19-91).
Season:
105, by Austin Lopez (2013),
105, by Austin Lopez (2012).
Career:
339, by Austin Lopez (2012-13-14-15).

MOST 2-POINT PAT’S

Game:
2, by Tim Crawley, vs. Wyoming (10-26-13),
2, by Walt Roberts, vs. Pacific (11-30-63),
2, by Ken Berry, at Fresno State (11-16-63),
2, by Bob Bonds, at Fresno State (11-16-63).

MOST 2-POINT DEFENSIVE PAT’S

Game:
1, by Duke Ihenacho, vs. Hawai’i (10-14-11).

PUNTING

MOST PUNTS

Game:
17 (630 yards), by Jim Vernes at Wyoming, (10-25-69).
Season:

82 (3,105 yards), by Joe Hicks (1972).

Career:
249 (9,669 yards), by Jeff Cunningham (1973-74-75-76).

MOST PUNTING YARDS

Game:
630 yards (17 punts), by Jim Vernes at Wyoming, (10-25-69).
Season:
3,329 yards (73 punts), by Michael Carrizosa (2017).
Career:
9,907 yards (225 punts), by Michael Carrizosa (2014-15-16-17).

AVERAGE YARDS PER PUNT

Game: (Minimum of 5)
58.6 (341 yards on 5 punts), by Harrison Waid at Colorado State, (10-1-11).
Season: (Minimum of 40)
47.5 (2,280 yards on 48 punts), by Michael Carrizosa (2015).
Career: (Minimum of 100)
44.0 (9,907 yards on 225 punts), by Michael Carrizosa (2014-15-16-17).

LONGEST PUNT

Game: 80 yards, by Leroy Zimmerman vs. UC Santa Barbara, (10-14-38).
Game, Opponent:
80 yards, by Jeff Carter, Long Beach State, (9-21-83).
80 yards, by Craig Holworthy, Fresno State, (11-16-63).

MOST PUNTS 60 OR MORE YARDS

Game:
3 (71, 74, 72), by Joe Furlow at Air Force, (8-31-96).
Season:
7, by Joe Furlow (1996).

PUNT RETURNS

MOST PUNT RETURNS

Game:
9 (45 yards), by Scott Wells vs. UNLV (10-15-88).
Season:
46 (265 yards), by Scott Wells (1988).
Career:
83 (493 yards), by K.C. Clark (1983-84-85-86).

MOST PUNT RETURN YARDAGE

Game:
150 (7 returns) by Omarr Smith at UTEP, (10-18-97).
Season:
366 yards (37 returns) by Heshimu Colar (1990).
Career:
575 (60 returns) by Jimmie Lassiter (1970-71-72).

MOST PUNTS RETURNED FOR A TOUCHDOWN

Bowl Game:
1, by Tyler Ervin, vs. Georgia State, (12-19-15).
Season:
3, Bill Hubbard (1928).
Career:
3, Bill Hubbard (1926-27-28).

LONGEST PUNT RETURN FOR A TOUCHDOWN

91 yards by Jerry Colletto at Oregon, (11-2-63).

INDIVIDUAL RECORDS

KICKOFF RETURNS

MOST KICKOFF RETURNS

Game:
9 (149 yards), by Sheldon Canley at Miami (Fla.), (10-14-89).
Season:
51 (1,214 yards), by Deoncé Whitaker (1998).
Career:
101, (2,374 yards), by Tyler Ervin (2011-12-13-14-15).

MOST KICKOFF RETURN YARDAGE

Game:
205 yards (5 returns), by James Reed vs. Wyoming (10-5-96).
Season:
1,214 yards (51 returns), by Deoncé Whitaker (1998).
Career:
2,374 yards (101 returns), by Tyler Ervin (2011-12-13-14-15).

MOST KICKOFF RETURNS FOR A TOUCHDOWN

Season:
2, by Tyler Ervin (2012),
2, by Charles Pauley (2002),
2, by Jimmie Lassiter (1970).
Career:
3, by Tyler Ervin (2011-12-13-14-15).

LONGEST KICKOFF RETURN FOR A TOUCHDOWN

102 yards by Jimmie Lassiter at California, (9-25-71),
100 yards by Tim Kearsae vs. CS Long Beach, (10-16-82),
100 yards by Bob Triplett at California, (10-2-76).

INTERCEPTION RETURNS

MOST PASS INTERCEPTIONS

Game:
3, by Bené Benwikere vs. Louisiana Tech (11-24-12),
3, by Dwight Lowery vs. Cal Poly (9-23-06),
3, by Josh Powell vs. Idaho (11-26-05),
3, by Gerald Jones at Stanford (9-14-02),
3, by Omarr Smith vs. Hawai'i (11-15-97),
3, by Troy Jensen vs. Louisiana Tech, (10-23-93),
3, by Don Dambacher vs. Mexico (9-10-49).
Game, Opponent:
3, by Nate Kvamme, Colorado State (10-11-97).
Season:
9, by Dwight Lowery (2006).
Career:
14, by Bené Benwikere (2010-11-12-13),
14, by Gerald Jones (2002-03),
14, by Sherman Cocroft (1982-83),
14, by Ken Thomas (1979-80-81-82).

MOST CONSECUTIVE GAMES WITH AN INTERCEPTION

4, by Bené Benwikere (2013),
4, James Orth (2011),
4, Dwight Lowery (2006),
4, Gerald Jones (2002),
4, Sherman Cocroft (1983).

MOST INTERCEPTION YARDAGE

Game:
99, by Gerald Jones vs. Nevada, (9-18-03).
Game, Opponent:
178, by Tommy Williams, Cal State Fullerton (1988).
Season:
178, by Gerald Jones (6 interceptions) (2003).
Career:
391 (14 interceptions), by Ken Thomas (1979-80-81-82).

MOST INTERCEPTIONS RETURNED FOR A TOUCHDOWN

Game:
1, by many, last by Michael Dansby vs. Fresno State, (11-11-23).
Game, Opponent:
2, by Dameon Babers, Nevada (11-11-17),
2, by Nate Kvamme, Colorado State (10-11-97),
2, by Tommy Williams, Cal State Fullerton (11-12-88).
Season:
3, by Ken Thomas (1979).
Career:
5, by Ken Thomas (1979-80-81-82).

MOST CONSECUTIVE GAMES RETURNING AN INTERCEPTION FOR A TOUCHDOWN

Games:
2, by Duke Ihenacho (2008),
2, by Jay Taylor (1987),
2, by Ken Thomas (1979).

DEFENSE

MOST TOTAL TACKLES

Game:
27 (15 primary & 12 assists) by Frank Manumaleuga at Colorado (9-23-78).
Game, Opponent:
23 (9 unassisted, 14 assisted) by Del Lyles, Utah State (9-28-91).
Bowl Game:
18 (11 primary & 7 assists) by Matt Castelo vs. New Mexico (New Mexico Bowl, 12-23-06),
18 (12 primary & 6 assists) by Yepi Pauu vs. Eastern Michigan (California Bowl, 12-12-87),
18 (14 primary & 4 assists) by Dave Chaney vs. Memphis State (Pasadena Bowl, 12-18-71).

Season:
232 (107 primary & 125 assists) by Randy Gill (1977).
Career:
527 (297 primary & 230 assists) by Dave Chaney (1969-70-71).

CONSECUTIVE GAMES WITH 20 OR MORE TACKLES (Since 2000)

2, by Keith Smith (21 at Minnesota, 9-21-13,
20 vs. Utah State, 9-27-13).

MOST PRIMARY TACKLES

Game:
21, by Dave Chaney vs. Fresno State, (11-21-70).
Game, Opponent:
15, by Donnell Porter, UNLV, (10-31-92).
Season:
125, by Dave Chaney (1970).
Career:
297, by Dave Chaney (1969-70-71).

MOST ASSISTED TACKLES

Game:
18, by Ezekiel Staples vs. Rice (10-2-04),
18, by Randy Gill at California (10-1-77).
Game, Opponent:
16, Chris Tsangaris, Long Beach State (9-21-91).
Season:
125, by Randy Gill (1977).
Career:
242, by Keith Smith (2010-11-12-13).
MOST TACKLES FOR LOSS
Game:
6.0, by Travis Johnson, vs. UC Davis (9-7-12),
6.0, by Carl Ihenacho, at New Mexico State (10-18-08),
6.0, by Bob Overly, vs. UNLV (9-5-81).
Game, Opponent:
5.0, by Dontay Moch, Nevada (10-9-10),
5.0, by Willie Howard, Stanford (10-2-99).
Season:
24.5, by Bob Overly (1981).
Career:
49.0, by Travis Johnson (2009-10-11-12).

MOST QUARTERBACK SACKS

Game:
4.0. by Cade Hall, vs. Nevada (10-29-22),
4.0. by Cade Hall, vs. UNLV (10-14-20),
4.0, by Travis Johnson, vs. UC Davis (9-7-12),
4.0, by Travis Johnson, vs. Idaho (11-5-11),
4.0, by Raymond Bowles, vs. UNLV (11-2-91),
4.0, by Lyneil Mayo, at Stanford (9-30-89),
4.0, by Bob Overly, at Stanford (9-19-81).
Season:
17.0, by Bob Overly (1981).
Career:
32.0, by Travis Johnson (2009-10-11-12).

MOST FORCED FUMBLES

Game:
2, by Carl Ihenacho, vs. UC Davis (8-30-08),
2, by Philip Perry, at Hawai'i (11-02-02),
2, by Philip Perry, at Washington (9-07-02).
Bowl Game:
2, by Matt Castelo (New Mexico Bowl, 12-23-06).

Season:
7, by Philip Perry (2002).

MOST FUMBLES RECOVERED

Season:
5, by Rayford Roberson (1976).

Career:
11, by Rayford Roberson (1975-78),
11, by Carl Ekern (1972-75).

LONGEST FUMBLE RETURN

95, by Troy Jensen, at Stanford (9-26-92)

MOST PASSES DEFENSED (Interceptions + Passes Broken Up)

Game:
5, by Dasheon Frierson, at Hawai'i (10-5-13).
Game, Opponent:
4, by Kevin Millhouse, Hawai'i (11-3-01),
4, by Lawson, Long Beach State (10-13-90).
Season:
23, by Omarr Smith (1997).
Career:
44, by Omarr Smith (1995-96-97-98).

TEAM RECORDS

WINS

MOST WINS

Season: 13 (1939).

MOST CONSECUTIVE WINS

Season: 13 (1939).
Two seasons: 13 (12-4-37 through 11-27-38),
13 (9-23-40 through 9-26-41).

MOST HOME WINS

Season: 10 (1939).

MOST ROAD WINS

Season: 7 (7 wins, 0 losses), (1940).

MOST CONSECUTIVE HOME WINS

Season: 10 (1939).
Two seasons: 16 (9-23-38 through 11-30-39).

MOST CONSECUTIVE ROAD WINS

Season: 7 (1940).
Multiple seasons: 11 (9-24-39 through 10-24-41).

RUSHING

MOST ATTEMPTS

Game: 71, vs. Santa Clara (10-7-50).
Opp., game: 81, by Rice (10-16-99).
Season: 509 (1971).
Opp., season: 686 (2017).

MOST YARDS GAINED RUSHING

Game: 487, vs. UC Santa Barbara (10-21-49).
Opp., game: 570, by Rice (10-2-04).
Season: 2,478 (1952).
Opp., season: 3,710 (2017).

AVERAGE RUSHING YARDS GAINED PER GAME

Season: 275.4 (1952).
Opp., season: 285.4 (2017).

AVERAGE YARDS GAINED PER ATTEMPT

Game: 11.3 (464 yards on 41 attempts),
vs. Tulsa (10-27-01).
Opp., game: 9.0 (559 yards on 62 attempts),
by Washington (11-16-96).
Season: 5.6 (1952).
Opp., season: 6.1 (2009).

MOST RUSHING TOUCHDOWNS

Game: 13, vs. Mexico (9-10-49).
Opp., game: 8, by Nevada (11-8-09),
8, by Boise State (11-13-04),
8, by Rice (10-2-04).
Season: 41 (1952).
Opp., season: 45 (2005).

PASSING

MOST PASSES ATTEMPTED

Game: 67, at Stanford (9-6-03).
Opp., game: 75, by Hawai'i (10-12-07).
Bowl game: 63, vs. Toledo (12-19-81).
Season: 496 (2013).
Opp., season: 475 (2002).

MOST PASSES COMPLETED

Game: 42, vs. Navy (11-22-13).
Opp., game: 44, by Hawai'i (10-12-07).
Bowl game: 43, vs. Toledo (12-19-81).
Season: 336 (2012).

MOST PASSING YARDS

Game: 577, vs. Fresno State (11-29-13).
Opp., game: 565, by Nevada (11-10-01).
Season: 4,325 (2012).
Opp., season: 3,906 (2002).

AVERAGE PASSING YARDS GAINED PER GAME

Season: 355.9 (2013).
Opp., season: 300.5 (2002).

MOST PASSING TOUCHDOWNS

Game: 7, at UTEP (11-8-03),
7, at Fresno State (10-3-81).
Opp., game: 5, by Fresno State (11-20-99).
Season: 35, (2012, 2013).
Opp., season: 32, (2002).

HIGHEST PERCENTAGE OF PASSES

COMPLETED (Minimum of 20 pass attempts)
Game: 88.5 (23 of 26), at Stanford (9-20-08).
Opp., game: 83.3 (20 of 24), by California (9-7-96).
Season: 71.8 (336 of 468), (2012).
Opp., season: 62.9 (256 of 407), (2005).

MOST PASSES HAD INTERCEPTED

Game: 6, vs. Fresno State (11-21-70),
6, vs. New Mexico (11-1-69),
6, at Fresno State (11-20-65).
Season: 30 (1969).
Opp., season: 33 (1949).

FEWEST PASSES HAD INTERCEPTED

Season: 4 (2023).
Opp., season: 6 (1999), (1962), (1956).

TOTAL OFFENSE

MOST PLAYS

Game: 106, at CS Long Beach (10-27-79).
Opp., game: 101, by Hawai'i (10-12-07),
101, by California (10-6-90).
Season: 974 (1978).
Opp., season: 1,045 (2017).

MOST YARDS GAINED

Game: 849, vs. Nevada (11-10-01).
Opp., game: 791, by Nevada (11-10-01).
Season: 5,919 (2013).
Opp., season: 6,491 (2017).

AVERAGE YARDS GAINED PER PLAY

Game: 10.7, at Pacific (11-13-76).
Opp., game: 9.3, by Nevada (11-10-01).
Season: 7.6 (1986).
Opp., season: 6.9 (1996, 2001).

AVERAGE YARDS GAINED PER GAME

Season: 493.2 (2013).
Opp., season: 500.8 (2001).

FIRST DOWNS

MOST FIRST DOWNS

Game: 36, vs. Fresno State (11-29-13).
Opp., game: 35, by Colorado (9-11-99).
Season: 295 (2013, 12 games).
Opp., season: 320 (2002, 13 games).

FEWEST FIRST DOWNS

Game: 4, at Arizona State (9-15-84).
Opp., game: 4, by UNLV (11-19-88).

SCORING

MOST POINTS SCORED

Quarter: 35 (second quarter), at UTEP (11-8-03).
Opp., quarter: 35 (first quarter), by Baylor (9-10-94).
Half: 48 (1st half, 13-35), at UTEP (11-8-03).
Opp., half: 49 (1st half, 35-14), by Baylor (9-10-94).
Overtime: 14, vs. Navy (11-22-13).
Overtime, Opponent: 20, by Navy (11-22-13).
Game: 70, vs. Rice (10-2-04),
103, vs. Mexico (9-10-49).
Opp., game: 79, by Stanford Frosh (1923),
77, by Boise State (10-24-03).
Two Consecutive Games: 114 - 62, vs. Fresno State (11-29-13)
& 52, vs. Navy (11-22-13).
175 – 71, vs. Mexico (12-4-48)
& 104 vs. Mexico (9-10-49).
Two Consecutive Games, Opponent: 115 - 54, by Utah (9-16-17)
& 61, by Utah State (9-23-17).
Season: 452 (2012, 13 games),
457* (1949, 12 games).
Opp., season: 542 (2017, 13 games).

MOST TOUCHDOWNS SCORED

Game: 10, vs. Rice (10-2-04),
10, at UTEP (11-8-03),
16, vs. Mexico (9-10-49).
Opp., game: 10, by Boise State (10-24-03),
10, by Stanford (9-21-68).
Season: 57 (17 rushing, 35 passing,
2 kickoff return, 2 fumble returns,
1 interception return) (2012),
71* (1949).
Opp., season: 65 (2005).
* – includes a 103-0 win over the University of Mexico

MOST TOUCHDOWNS SCORED BY RUSHING AND PASSING

Season: 52 (2012).
Opp., season: 62 (2005).

HIGHEST SCORING TIE

Game: 48-48, vs. Utah State (9-10-79).

LOWEST SCORING TIE

Game: 0-0, 10 times, last at Fresno State (11-14-41).

ONE-SIDED WIN

Game: 59-0, vs. College of Idaho (9-20-37).

TEAM RECORDS

ONE-SIDED LOSS

Game: 79-0, by Stanford Frosh (1923).

COME-FROM-BEHIND WIN

Game: 70-63 (trailed 34-7 in the second quarter), vs. Rice (10-2-04).

MOST POINTS SCORED BY TWO TEAMS

Quarter: 61 (fourth quarter - San José State 34, Hawai'i 27), (11-5-99).
Half: 83 (first half - San José State 42, Fresno State 41), (11-29-13).
Game: 133 (San José State 70, Rice 63), (10-2-04).

FEWEST POINTS ALLOWED

Season: 29 (1939).

FEWEST TOUCHDOWNS ALLOWED

Season: 3 (1939).

MOST SHUTOUTS

Season: 8 (1939).

MOST CONSECUTIVE GAMES SCORING

135 (9-23-72 through 9-8-84).

KICK SCORING

MOST FIELD GOALS MADE

Game: 4, seven times, most recent, vs. Boise State (12-19-20).
Opp., game: 5, at Utah State (9-21-85).
Season: 22 (2013).

MOST KICKING PAT'S

Game: 10, vs. Rice (10-2-04).
Opp., game: 10, by Boise State (10-24-03).
Season: 54 (2012, 2023).
Opp., season: 58 (2005).

CONSECUTIVE KICKING PAT'S

Game: 10, vs. Rice (10-2-04).
Opp., game: 10, by Boise State (10-24-03).
Season: 40, (40 for 40), 2005.
All-Time: 58, (12 for 12, 40 for 40, 6 for 6), 2003-05,
58, (2 for 2, 33 for 33, 23 for 23), 1997-99.

MOST KICK SCORING POINTS

Game: 16, vs. Pacific (10-19-91).
Season: 108 (2012).

PUNTING

MOST PUNTS

Game: 17 (630 yards), at Wyoming (10-25-69).
Season: 86 (3,726 yards), (2017).
Opp., season: 92 (3,677 yards), (1981).

FEWEST PUNTS

Game: 0, at Hawai'i (11-09-19)
0, vs. Hawai'i (11-15-14),
0, at Hawai'i (11-18-06).
Opp., game: 0, last by Hawai'i (11--09-19).
Two teams, game: 0, San Jose State at Hawai'i (11-09-19)
Season: 34 (1,444 yards), (1960).
Opp., season: 33 (1,356 yards), (2001).

MOST PUNTING YARDS

Game: 630 yards (17 punts), at Wyoming (10-25-69).
Season: 3,726 (86 punts), (2017).

NET PUNTING AVERAGE

Season: 42.4 (2,280 yards on 48 punts), (2015).

KICKOFF RETURNS

MOST KICKOFF RETURNS

Game: 14 (200 yards) at BYU (11-25-67).
Season: 70 (1,479 yards), (2010).

MOST KICKOFF RETURN YARDAGE

Game: 253 (7 returns) at San Diego State (9-22-12).
Opp., game: 208 (5 returns) by UTEP (10-16-01).
Season: 1,479 (70 returns), (2010).

PUNT RETURNS

MOST PUNT RETURNS

Game: 8 (57 yards) vs. Utah State (10-11-86).
Season: 52 (293 yards), (1988).

MOST PUNT RETURN YARDAGE

Game: 150 (7 returns) at UTEP, (10-18-97).
Season: 445 (51 returns), (1990).

DEFENSE

FEWEST YARDS ALLOWED

Game: Minus-11 vs. Mexico (12-4-48),
5, vs. Texas A&I (9-18-39).
Opp., game: 39, by Wyoming (10-25-69).
Season: 927 (1939).

FEWEST YARDS ALLOWED PER GAME

Season: 71.3 (1939).

FEWEST RUSHING YARDS ALLOWED

Game: Minus-49, vs. San Diego State (11-6-71).
Opp., game: Minus-52, by Wyoming (11-4-67).
Season: 724 (1986).

FEWEST PASSING YARDS ALLOWED

Game: Minus-25, vs. Fresno State (11-24-39).
Opp., game: 3, by Oregon (9-20-75).
Season: 727 (1953).

FEWEST PASSING YARDS ALLOWED PER GAME

Season: 88 (1953).

INTERCEPTIONS

MOST INTERCEPTIONS

Game: 6, vs. Hawai'i (11-15-97),
6, vs. Louisiana Tech (10-23-83).
Season: 33 (481 yards), (1949).

MOST INTERCEPTION YARDAGE

Game: 153, at SMU (10-7-00).
Opp., game: 205, by CS Fullerton (11-12-88).
Season: 481 (33 interceptions), (1949).

INTERCEPTIONS RETURNED FOR A TOUCHDOWN

Game: 2, last at New Mexico State (10-18-08).
Opp., Game: 2, last by Louisiana Tech (10-18-08).
Season: 6 (2000).
FEWEST INTERCEPTIONS
Season: 6 (1999), (1962), (1956).

CONSECUTIVE GAMES INTERCEPTING A PASS

Team: 13 (10-20-01 through 10-5-02).

QUARTERBACK SACKS

Game: 13, vs. Pacific (11-14-81).
Opp: 13, by Utah State (10-13-12)
Season: 58 (1986).
Season, fewest: 7 (1981).

FUMBLES

MOST FUMBLES

Game: 8, vs. CS Fullerton (10-3-85).
Opp., game: 11, by Arizona State (11-7-70).
Season: 46 (1954).
Opp., season: 44 (1950).

MOST FUMBLES LOST

Game: 5, vs. CS Fullerton (11-15-80),
5, at Stanford (9-16-78).
Opp., game: 8, by Arizona State (11-7-70).
Season: 27 (1954).
Opp., season: 27 (1969).

FEWEST FUMBLES LOST

Season: 3 (2007).

TURNOVERS

FEWEST LOST

Season: 9
(2022, 12 games, 7 int., 2 fum.)
(2020, 8 games, 9 int.)

MOST GAINED

Season: 44 (12 fumbles, 32 interceptions) (1939).

PENALTIES

MOST PENALTIES

Game: 24 (199 yards), vs. Fresno State (10-4-86).
Opp., game: 21 (202 yards), by California (9-7-96),
21 (163 yards), by San Diego State (11-14-98).
Season: 133 (999 yards), (1987).

FEWEST PENALTIES

Game: 0, last at Brigham Young (10-8-11).
Opp., game: 0, last by Navy (9-29-12).
Season: 40 (378 yards) (2011).

MOST PENALTY YARDAGE

Game: 199 yards (24 penalties), vs. Fresno State (10-4-86).
Opp., game: 202 yards (21 penalties), by California (9-7-96).
Season: 1,187 (131 penalties), (1986).

LEAST PENALTY YARDAGE

Game: 0 yards, last at Brigham Young (10-8-11).

KEN NIUMATALOLO

Head Football Coach



(Nia-mahta-lolo) The all-time winningest coach in the Naval Academy, Ken Niumatalolo, was named San José State's 30th head football coach in program history on Jan. 21, 2024. Niumatalolo won a program-best 109 games, led Navy to 10 bowl games over 15 seasons and is a three-time American Athletic Conference (AAC) Coach of the Year (2015, '16, '19). He earned the 2019 Stallings Award, presented to the college football head coach who is both a humanitarian and an exceptional head coach.

Niumatalolo started his reign in Annapolis with eight straight wins over Army and 10 overall, which is the most in the history of the rivalry game. Navy won 6-of-10 bowl games during Niumatalolo's tenure and picked up wins over Pittsburgh and Kansas State after posting a school record 11-2 marks in 2015 and '19, finishing inside the top 25 for the first time in the last 60 years.

Niumatalolo, 58, helped Navy earn the Lambert Trophy in 2015, awarded to the best team in the East, for the first time since 1963. He led Navy to its first outright division title in 2016 going 7-1 in the AAC, winning the West division, and is the only coach in Navy history to win three-consecutive bowl games. His six bowl wins and six Commander-In-Chief trophies are the most in Navy history.

In 2015, Niumatalolo was one of four coaches to be named a finalist for the Dodd Trophy and the Paul "Bear" Bryant National Coach of the Year Award. In 2016, he was a Dodd Trophy finalist again and was named AFCA Region 1 Coach of the Year. In 2019, he was a Paul "Bear" Bryant National Coach of the Year Award for the second time in his career.

In 2013, Niumatalolo was selected to the inaugural class of the Polynesian Football Hall of Fame and was the second Polynesian head coach in Football Bowl Subdivision (FBS) history and the first Samoan collegiate head coach on any level.

The La'ie, Hawai'i native played quarterback at Hawai'i from 1987-89 and was part of their first bowl team in 1989. After he graduated, he then joined head coach Paul Johnson's staff at Hawai'i first as a graduate assistant and then eventually as a full-time assistant (1990-94).

In 1995, Niumatalolo followed Johnson to Navy first as the running backs coach and then in 1997 was named the offensive coordinator. His first stint at Navy lasted from 1995-98 before he left to go to UNLV to be tight ends coach/special teams coordinator from 1999-2001. Niumatalolo returned to Navy in 2002 to be assistant head coach under Johnson until taking over head coaching duties in 2007.

Ken Niumatalolo year-by-year in coaching/playing

Year	Team	Assignment
2024	San José State	Head Coach (4-1, 2-0 MW)
2023	UCLA	Director of Leadership
2022	Navy	Head Coach (4-8)
2021	Navy	Head Coach (4-8)
2020	Navy	Head Coach (3-7)
2019	Navy	Head Coach (11-2) Liberty Bowl Champions
2018	Navy	Head Coach (3-10)
2017	Navy	Head Coach (7-6) Military Bowl Champions
2016	Navy	Head Coach (9-5) Armed Forces Bowl
2015	Navy	Head Coach (11-2) Military Bowl Champions
2014	Navy	Head Coach (8-5) Poinsettia Bowl Champions
2013	Navy	Head Coach (9-4) Armed Forces Bowl Champions
2012	Navy	Head Coach (8-5) Fight Hunger Bowl
2011	Navy	Head Coach (5-7)
2010	Navy	Head Coach (9-4) Poinsettia Bowl
2009	Navy	Head Coach (10-4) Texas Bowl Champions
2008	Navy	Head Coach (8-5) EagleBank Bowl
2007	Navy	Interim Head Coach (0-1) Poinsettia Bowl
2006	Navy	Assistant Head Coach/Offensive Line
2005	Navy	Assistant Head Coach/Offensive Line
2004	Navy	Assistant Head Coach/Offensive Line
2003	Navy	Assistant Head Coach/Offensive Line
2002	Navy	Assistant Head Coach/Offensive Line
2001	UNLV	Tight Ends/Special Teams
2000	UNLV	Tight Ends/Special Teams
1999	UNLV	Tight Ends/Special Teams
1998	Navy	Offensive Coordinator/Quarterbacks
1997	Navy	Offensive Coordinator/Quarterbacks
1996	Navy	Running Backs
1995	Navy	Running Backs
1994	Hawai'i	Assistant Coach
1993	Hawai'i	Assistant Coach
1992	Hawai'i	Assistant Coach
1991	Hawai'i	Graduate Assistant
1990	Hawai'i	Graduate Assistant
1989	Hawai'i	Quarterback
1988	Hawai'i	Quarterback
1987	Hawai'i	Quarterback
1986	Hawai'i	Quarterback



collegepressbox

SINCE 2005

EVERYTHING BUT THE PREGAME MEAL

SJSU UNOFFICIAL DEPTH CHART

OFFENSE

QB	9	Emmett Brown	5-10	187	So-R.
	5	Walker Eget	6-3	225	Jr-R.
RB	6	Jabari Bates	5-6	166	So-R.
Or	0	Floyd Chalk IV	5-7	200	Jr.
TE	81	Jacob Stewart	6-5	227	Jr.
	85	Jackson Canaan	6-2	226	Jr-R.
WR	2	TreyShun Hurry	6-2	194	So.
	14	Matthew Coleman	6-0	169	So-R.
WR	3	Nick Nash	6-3	195	Sr-R.
	1	Sawyer Deerman	5-10	185	Fr-R.
WR	11	Justin Lockhart	6-3	196	Sr-R.
	13	Cooper Hoch	6-3	188	Fr-R.
LT	70	Malik Williams	6-5	302	Jr-R.
	72	Nate Hale	6-5	300	Fr-R.
LG	74	Sione Nomani	6-4	315	Jr-R.
	69	Uluakinofa Taliauli	6-3	294	So-R.
C	60	Hudson Mesa	6-1	278	Jr-R.
	62	Tyler Chen	6-3	260	Fr-R.
RG	61	Marist Talavou	6-3	338	Sr-R.
	69	Uluakinofa Taliauli	6-3	294	So-R.
RT	79	Paseti Lapuaho	6-5	285	Jr.
	54	Daniel Moleni	6-4	275	Jr.

DEFENSE

DE	42	Soane Toia	6-0	278	Sr.
	43	John Ward	6-4	245	Sr-R.
NG	50	Gafa Faga	6-2	296	Jr.
	92	Noa Siasosi	6-2	250	Fr.
DE	37	Dylan Hampsten	6-3	237	Fr-R.
	48	Dejon Roney	6-1	269	Jr.
LB	26	Ethan Powell	6-2	217	Jr.
	24	Malakai Hoeft	6-2	218	Jr.
LB	8	Jordan Cobbs	6-1	235	Sr-R.
	9	Noah McNeal-Franklin	6-0	210	Jr-R.
LB	10	Jordan Pollard	6-0	193	Jr.
	18	Dylan Lee	6-1	227	Fr-R.
LB	4	Taniela Latu	6-2	233	Sr.
	97	John Norwood	6-3	209	So-R.
CB	2	DJ Harvey	5-11	174	Jr-R.
	6	Amir Wallace	6-0	185	Sr-R.
S	7	Jalen Apalit-Williams	6-1	192	Jr-R.
Or	20	Isiah Revis	5-10	189	Jr-R.
S	1	Robert Rahimi	6-1	204	Sr.
	17	Zavion Reese	6-0	193	Jr-R.
CB	25	Michael Dansby	6-0	179	Jr.
	15	Jalen Bainer	5-10	184	Jr-R.

SPECIAL TEAMS

K	11	Kyler Halvorsen	5-10	175	St.
P	39	Dino Beslagic	6-4	207	So-R.
Or	49	Trent Carrizosa	6-4	250	So.
KO	11	Kyler Halvorsen	5-10	175	Sr.
LS	40	Davis Salom	6-1	265	Jr-R.
KR	6	Jabari Bates	5-6	166	So-R.
Or	2	DJ Harvey	5-11	174	Jr-R.
PR	14	Matthew Coleman	6-0	169	So-R.
Or	2	DJ Harvey	5-11	174	Jr-R.

SJSU unofficial depth chart compiled by communications staff as of 10/07/24



2024-25 San Jose St. Football
Game Results
All games

Page 1/1
as of Oct 07, 2024

Team Results

	Date	Opponent		Score	Overall	Conf	Time	Attend
	08/29/2024	Sacramento St.	W	42-24	1-0	0-0	3:39	13811
*	09/07/2024	at Air Force	W	17-7	2-0	1-0	3:24	22478
	09/14/2024	Kennesaw St.	W	31-10	3-0	1-0	3:17	11090
	09/20/2024	at Washington St.	Lot2	52-54	3-1	1-0	4:17	24808
*	10/05/2024	Nevada	W	35-31	4-1	2-0	3:17	17099



2024-25 San Jose St. Football
Team Game-by-Game
All games

Page 1/1
as of Oct 07, 2024

Date	Opponent	Rushing				Receiving				Passing				Kick Returns				Punt Returns				tot
		no.	yds	td	lg	no.	yds	td	lg	cmp	att	int	yds	td	lg	no.	yds	td	lg	no.	yds	td
08/29/2024	Sacramento St.	31	63	2	27	21	324	4	28	21-35-1	324	4	28	3	47	0	24	1	2	0	2	387
09/07/2024	at Air Force	34	50	0	11	17	262	2	58	17-33-1	262	2	58	0	0	0	0	0	0	0	0	312
09/14/2024	Kennesaw St.	25	62	0	31	26	355	4	49	26-39-0	355	4	49	1	39	0	39	3	34	0	22	417
09/20/2024	at Washington St.	21	116	3	66	35	375	4	43	35-54-2	375	4	43	3	57	0	30	1	11	0	11	491
10/05/2024	Nevada	27	114	2	18	23	327	3	51	23-42-0	327	3	51	3	60	0	24	0	0	0	0	441
San Jose St.		138	405	7	66	122	1643	17	58	122-203-4	1643	17	58	10	203	0	39	5	47	0	22	2048
Opponents		211	811	9	36	91	977	7	39	91-163-9	977	7	39	15	291	0	31	4	23	0	11	1788

San Jose St. Averages

Games	Avg/ rush	Avg/ catch	Pass effc	KR avg	PR avg	All purpose avg/game	Total offense avg/game
5	2.9	13.5	151.8	20.3	9.4	470.6	409.6

		Tackles				Sacks	Fumble		Pass Defense			blkd	PAT attempts			off		
Date	Opponent	ua	a	total	tfl-yds	no-yds	ff	fr-yds	int-yds	qbh	brup	kick	kick	rush	rcv	saf	t/o	pts
08/29/2024	Sacramento St.	39	46	85	9.0-23	2-9	3	3-0	2-0	2	6	0	6-6	0	0	0	7	42
09/07/2024	at Air Force	32	40	72	4.0-9	0-0	0	0-0	2-0	1	2	0	2-2	0	0	0	0	17
09/14/2024	Kennesaw St.	27	44	71	8.0-24	2-12	1	1-0	2-0	2	1	0	4-4	0	0	0	7	31
09/20/2024	at Washington St.	59	20	79	10.0-29	3-16	0	0-0	2-55	8	6	0	5-5	0	1	0	7	52
10/05/2024	Nevada	33	44	77	4.0-18	2-15	0	0-0	1-0	2	3	0	5-5	0	0	0	0	35
San Jose St.		190	194	384	35.0-103	9-52	4	4-0	9-55	15	18	0	22-22	0	1	0	21	177
Opponents		151	138	289	31.0-130	6-53	8	6-14	4-41	13	23	0	13-14	1	0	0	38	126

Date	Opponent	Punting										Field Goals			Kickoffs			
		no.	yds	avg	long	blkd	tb	fc	50+	i20	md-att	long	blkd	no.	yds	avg	tb	ob
08/29/2024	Sacramento St.	4	156	39.0	44	0	0	2	0	2	0-1	0	0	7	386	55.1	1	0
09/07/2024	at Air Force	9	386	42.9	54	0	2	3	3	2	1-1	34	0	4	260	65.0	4	0
09/14/2024	Kennesaw St.	3	102	34.0	41	0	0	1	0	3	1-1	28	0	6	361	60.2	3	0
09/20/2024	at Washington St.	3	140	46.7	55	0	0	1	1	2	1-1	19	0	7	366	52.3	0	2
10/05/2024	Nevada	3	112	37.3	43	0	0	3	0	0	0-0	0	0	6	366	61.0	2	0
San Jose St.		22	896	40.7	55	0	2	10	4	9	3-4	34	0	30	1739	58.0	10	2
Opponents		23	1051	45.7	72	0	4	4	7	5	5-6	52	0	24	1471	61.3	13	0



2024-25 San Jose St. Football
Opponents Game-by-Game
All games

Page 1/1
as of Oct 07, 2024

Date	Opponent	Rushing				Receiving				Passing				Kick Returns				Punt Returns				tot		
		no.	yds	td	lg	no.	yds	td	lg	cmp	att	int	yds	td	lg	no.	yds	td	lg	no.	yds	td	lg	off
08/29/2024	Sacramento St.	41	177	2	25	21	179	1	21	21	41	2	179	1	21	6	92	0	30	1	8	0	8	356
09/07/2024	at Air Force	46	143	1	13	7	54	0	22	7	20	2	54	0	22	0	0	0	0	1	11	0	11	197
09/14/2024	Kennesaw St.	39	64	1	12	14	128	0	37	14	25	2	128	0	37	3	69	0	30	0	0	0	0	192
09/20/2024	at Washington St.	49	237	3	36	26	390	4	36	26	46	2	390	4	36	2	54	0	31	2	4	0	3	627
10/05/2024	Nevada	36	190	2	25	23	226	2	39	23	31	1	226	2	39	4	76	0	27	0	0	0	0	416
Opponents		211	811	9	36	91	977	7	39	91	163	9	977	7	39	15	291	0	31	4	23	0	11	1788
San Jose St.		138	405	7	66	122	1643	17	58	122	203	4	1643	17	58	10	203	0	39	5	47	0	22	2048

Opponents Averages

Games	Avg/ rush	Avg/ catch	Pass effic	KR avg	PR avg	All purpose avg/game	Total offense avg/game
5	3.8	10.7	109.3	19.4	5.8	428.6	357.6

		Tackles				Sacks	Fumble		Pass Defense			blkd	PAT attempts			off		
Date	Opponent	ua	a	total	tfl-yds	no-yds	ff	fr-yds	int-yds	qbh	brup	kick	kick	rush	rcv	saf	t/o	pts
08/29/2024	Sacramento St.	26	32	58	7.0-30	2-20	2	2-0	1-0	3	3	0	3-3	0	0	0	14	24
09/07/2024	at Air Force	28	34	62	6.0-37	2-21	0	0-0	1-41	4	4	0	1-1	0	0	0	7	7
09/14/2024	Kennesaw St.	27	36	63	7.0-23	1-3	3	3-14	0-0	0	4	0	1-1	0	0	0	3	10
09/20/2024	at Washington St.	41	16	57	7.0-20	1-9	3	1-0	2-0	4	4	0	4-5	1	0	0	14	54
10/05/2024	Nevada	29	20	49	4.0-20	0-0	0	0-0	0-0	2	8	0	4-4	0	0	0	0	31
Opponents		151	138	289	31.0-130	6-53	8	6-14	4-41	13	23	0	13-14	1	0	0	38	126
San Jose St.		190	194	384	35.0-103	9-52	4	4-0	9-55	15	18	0	22-22	0	1	0	21	177

Date	Opponent	no.	yds	Punting							Field Goals			Kickoffs				
				avg	long	blkd	tb	fc	50+	i20	md-att	long	blkd	no.	yds	avg	tb	ob
08/29/2024	Sacramento St.	3	132	44.0	52	0	0	0	1	0	1-2	28	0	5	276	55.2	2	0
09/07/2024	at Air Force	8	379	47.4	72	0	2	2	2	3	0-0	0	0	2	130	65.0	2	0
09/14/2024	Kennesaw St.	6	273	45.5	54	0	1	0	3	1	1-1	32	0	3	189	63.0	2	0
09/20/2024	at Washington St.	3	134	44.7	49	0	0	1	0	0	2-2	52	0	8	501	62.6	5	0
10/05/2024	Nevada	3	133	44.3	50	0	1	1	1	1	1-1	25	0	6	375	62.5	2	0
Opponents		23	1051	45.7	72	0	4	4	7	5	5-6	52	0	24	1471	61.3	13	0
San Jose St.		22	896	40.7	55	0	2	10	4	9	3-4	34	0	30	1739	58.0	10	2



2024-25 San Jose St. Football
Overall Team Statistics
All games

Page 1/2
as of Oct 07, 2024

Team Statistics

	SJSU	OPP
Scoring	177	126
Points per game	35.4	25.2
Points Off Turnovers	21	38
First Downs	110	98
Rushing	23	50
Passing	74	42
Penalty	13	6
Rushing Yardage	405	811
Yards gained rushing	578	931
Yards lost rushing	173	120
Rushing attempts	138	211
Average per rush	2.9	3.8
Average per game	81.0	162.2
TDs Rushing	7	9
Passing Yardage	1643	977
Comp-Att-Int	122-203-4	91-163-9
Average per pass	8.1	6.0
Average per catch	13.5	10.7
Average per game	328.6	195.4
TDs Passing	17	7
Total offense	2048	1788
Total plays	341	374
Average per play	6.0	4.8
Average per game	409.6	357.6
Kick returns: #-Yards	10-203	15-291
Punt returns: #-Yards	5-47	4-23
Int returns: #-Yards	9-55	4-41
Kick return average	20.3	19.4
Punt return average	9.4	5.8
Int return average	6.1	10.3
Fumbles-Lost	12-6	9-4
Penalties-Yards	28-247	45-411
Average per game	49.4	82.2
Punts-Yards	22-896	23-1051
Average per punt	40.7	45.7
Net punt average	37.9	40.6
Kickoffs-Yards	30-1739	24-1471
Average per kick	58.0	61.3
Net kick average	38.0	38.4
Time of possession / game	27:15	32:26
3rd-down conversion	29/66	35/79
3rd-down pct	44%	44%
4rd-down conversion	4/6	5/13



2024-25 San Jose St. Football
Overall Team Statistics
All games

Page 2/2
as of Oct 07, 2024

	SJSU	OPP
4rd-down pct	67%	38%
Sacks by-Yards	9-52	6-53
Misc Yards	0	0
Touchdowns scored	24	16
Field goals - attempts	3-4	5-6
On-Side kicks	1-1	0-0
Red-zone scores	(18-19) 95%	(19-20) 95%
Red-zone touchdowns	(15-19) 79%	(15-20) 75%
PAT-attempts	(22-22) 100%	(13-14) 93%
2-point conversion-attempts	(1-2) 50%	(1-2) 50%
Attendance	42000	47286
Games / Avg per game	3/14000	2/23643
Neutral site games	-	0/0

Score by Periods

Team	1st	2nd	3rd	4th	OT	TOT
San Jose St.	38	45	42	46	6	177
Opponents	38	34	21	25	8	126



2024-25 San Jose St. Football
Overall Defense Statistics
All games

Page 1/1
as of Oct 07, 2024

Team Defense

			Tackles				Sacks	Pass defense			Fumbles		blkd	
##	Player	gp	ua	a	tot	tfl/yds	no-yds	int-yds	brup	qbh	fr-yds	ff	kick	saf
10	Jordan Pollard	5	27	27	54	6.5-15	1-5	1-0	2	1
1	Robert Rahimi	5	20	12	32	4-13	1-6	2-0	1
8	Jordan Cobbs	4	14	15	29	5-20	2-15	2-55	.	1
20	Isiah Revis	5	13	13	26	2-7	.	.	3	1
4	Taniela Latu	4	12	14	26	2.5-5	.	.	1	1
42	Soane Toia	5	9	14	23	2-8	1-7	.	.	1
26	Ethan Powell	4	10	11	21	1.5-4	.	1-0	1	3
6	Amir Wallace	5	14	5	19	0.5-0	.	.	2
2	DJ Harvey	5	13	6	19	2.5-3	.	1-0	3
91	Quincy Likio	4	4	12	16	2.5-8	1-7	.	.	2	1-0	.	.	.
25	Michael Dansby	5	12	3	15	.	.	1-0	4
50	Gafa Faga	5	6	8	14	2-2	1-1
9	Noah McNeal-Franklin	2	3	8	11
48	Dejon Roney	5	6	5	11
37	Dylan Hampsten	5	2	9	11	2.5-10	1-3	1	.	.
15	Jalen Bainer	4	6	5	11	.	.	1-0
16	Naseri Danielson	5	3	3	6
24	Malakai Hoeft	5	1	5	6	.	.	.	1	2
43	John Ward	5	4	2	6	1-8	1-8	.	.	2
96	Reggie Jones, Jr.	5	1	4	5	0.5-0
28	Jean Boyd III	5	4	.	4
23	Justin Stearns	4	1	3	4	1
3	Nick Nash	5	2	.	2
97	John Norwood	1	2	.	2	1-0	2	.	.
21	Kayden Collins	3	.	2	2
7	Jalen Apalit-Williams	3	.	2	2
5	Larry Turner-Gooden	4	1	.	1	1	.	.
11	Kyler Halvorsen	5	.	1	1
40	Davis Salom	5	.	1	1
12	Greco Carrillo	2	.	1	1
17	Zavion Reese	4	.	1	1
45	Pau Reed	1	.	1	1
19	David Tuihalangie	5	.	1	1
18	Dylan Lee	5	1-0	.	.	.
99	Nate Lewis	5	1-0	.	.	.
Totals		5	190	194	384	35-103	9-52	9-55	18	15	4-0	4	0	0
Opponents		5	151	138	289	31-130	6-53	4-41	23	13	6-14	8	0	0



2024-25 San Jose St. Football
Team Game Highs
All games

Page 1/1
as of Oct 07, 2024

San Jose St. - Game Highs

RUSHES	34	at Air Force (09/07/2024)
YARDS RUSHING	116	at Washington St. (09/20/2024)
YARDS PER RUSH	5.5	at Washington St. (09/20/2024)
TD RUSHES	3	at Washington St. (09/20/2024)
PASS ATTEMPTS	54	at Washington St. (09/20/2024)
PASS COMPLETIONS	35	at Washington St. (09/20/2024)
YARDS PASSING	375	at Washington St. (09/20/2024)
YARDS PER PASS	9.3	Sacramento St. (08/29/2024)
TD PASSES	4 4 4	at Washington St. (09/20/2024) Kennesaw St. (09/14/2024) Sacramento St. (08/29/2024)
TOTAL PLAYS	75	at Washington St. (09/20/2024)
TOTAL OFFENSE	491	at Washington St. (09/20/2024)
YARDS PER PLAY	6.5	at Washington St. (09/20/2024)
POINTS	52	at Washington St. (09/20/2024)
SACKS BY	3	at Washington St. (09/20/2024)
FIRST DOWNS	27	Nevada (10/05/2024)
PENALTIES	9	Sacramento St. (08/29/2024)
PENALTY YARDS	75	Nevada (10/05/2024)
TURNOVERS	3 3 3	at Washington St. (09/20/2024) Kennesaw St. (09/14/2024) Sacramento St. (08/29/2024)
PUNTS	9	at Air Force (09/07/2024)
PUNTING AVG	46.7	at Washington St. (09/20/2024)
LONG PUNT	55	at Washington St. (09/20/2024)
PUNTS INSIDE 20	3	Kennesaw St. (09/14/2024)
LONG PUNT RETURN	22	Kennesaw St. (09/14/2024)



2024-25 San Jose St. Football
Opponent Match Highs
All games

Page 1/1
as of Oct 07, 2024

Opponent - Game Highs

RUSHES	49	at Washington St. (09/20/2024)
YARDS RUSHING	237	at Washington St. (09/20/2024)
YARDS PER RUSH	5.3	Nevada (10/05/2024)
TD RUSHES	3	at Washington St. (09/20/2024)
PASS ATTEMPTS	46	at Washington St. (09/20/2024)
PASS COMPLETIONS	26	at Washington St. (09/20/2024)
YARDS PASSING	390	at Washington St. (09/20/2024)
YARDS PER PASS	8.5	at Washington St. (09/20/2024)
TD PASSES	4	at Washington St. (09/20/2024)
TOTAL PLAYS	95	at Washington St. (09/20/2024)
TOTAL OFFENSE	627	at Washington St. (09/20/2024)
YARDS PER PLAY	6.6	at Washington St. (09/20/2024)
POINTS	54	at Washington St. (09/20/2024)
SACKS BY	2 2	at Air Force (09/07/2024) Sacramento St. (08/29/2024)
FIRST DOWNS	31	at Washington St. (09/20/2024)
PENALTIES	12	at Washington St. (09/20/2024)
PENALTY YARDS	109	at Washington St. (09/20/2024)
TURNOVERS	5	Sacramento St. (08/29/2024)
PUNTS	8	at Air Force (09/07/2024)
PUNTING AVG	47.4	at Air Force (09/07/2024)
LONG PUNT	72	at Air Force (09/07/2024)
PUNTS INSIDE 20	3	at Air Force (09/07/2024)
LONG PUNT RETURN	11	at Air Force (09/07/2024)



2024-25 San Jose St. Football
Team Match Lows
All games

Page 1/1
as of Oct 07, 2024

San Jose St. - Game Lows

RUSHES	21	at Washington St. (09/20/2024)
YARDS RUSHING	50	at Air Force (09/07/2024)
YARDS PER RUSH	1.5	at Air Force (09/07/2024)
TD RUSHES	0	Kennesaw St. (09/14/2024)
	0	at Air Force (09/07/2024)
PASS ATTEMPTS	33	at Air Force (09/07/2024)
PASS COMPLETIONS	17	at Air Force (09/07/2024)
YARDS PASSING	262	at Air Force (09/07/2024)
YARDS PER PASS	6.9	at Washington St. (09/20/2024)
TD PASSES	2	at Air Force (09/07/2024)
TOTAL PLAYS	64	Kennesaw St. (09/14/2024)
TOTAL OFFENSE	312	at Air Force (09/07/2024)
YARDS PER PLAY	4.7	at Air Force (09/07/2024)
POINTS	17	at Air Force (09/07/2024)
SACKS BY	0	at Air Force (09/07/2024)
FIRST DOWNS	15	at Air Force (09/07/2024)
PENALTIES	2	at Washington St. (09/20/2024)
PENALTY YARDS	15	at Washington St. (09/20/2024)
INTERCEPTIONS BY	1	Nevada (10/05/2024)
PUNTS	3	Nevada (10/05/2024)
	3	at Washington St. (09/20/2024)
	3	Kennesaw St. (09/14/2024)
PUNTING AVG	34.0	Kennesaw St. (09/14/2024)
LONG PUNT	41	Kennesaw St. (09/14/2024)
PUNTS INSIDE 20	0	Nevada (10/05/2024)
LONG PUNT RETURN	0	Nevada (10/05/2024)
	0	at Air Force (09/07/2024)



2024-25 San Jose St. Football
Opponent Match Lows
All games

Page 1/1
as of Oct 07, 2024

Opponent - Game Lows

RUSHES	36	Nevada (10/05/2024)
YARDS RUSHING	64	Kennesaw St. (09/14/2024)
YARDS PER RUSH	1.6	Kennesaw St. (09/14/2024)
TD RUSHES	1	Kennesaw St. (09/14/2024)
	1	at Air Force (09/07/2024)
PASS ATTEMPTS	20	at Air Force (09/07/2024)
PASS COMPLETIONS	7	at Air Force (09/07/2024)
YARDS PASSING	54	at Air Force (09/07/2024)
YARDS PER PASS	2.7	at Air Force (09/07/2024)
TD PASSES	0	Kennesaw St. (09/14/2024)
	0	at Air Force (09/07/2024)
TOTAL PLAYS	64	Kennesaw St. (09/14/2024)
TOTAL OFFENSE	192	Kennesaw St. (09/14/2024)
YARDS PER PLAY	3.0	at Air Force (09/07/2024)
POINTS	7	at Air Force (09/07/2024)
SACKS BY	0	Nevada (10/05/2024)
FIRST DOWNS	10	Kennesaw St. (09/14/2024)
PENALTIES	6	at Air Force (09/07/2024)
PENALTY YARDS	52	at Air Force (09/07/2024)
INTERCEPTIONS BY	0	Nevada (10/05/2024)
	0	Kennesaw St. (09/14/2024)
PUNTS	3	Nevada (10/05/2024)
	3	at Washington St. (09/20/2024)
	3	Sacramento St. (08/29/2024)
PUNTING AVG	44.0	Sacramento St. (08/29/2024)
LONG PUNT	49	at Washington St. (09/20/2024)
PUNTS INSIDE 20	0	at Washington St. (09/20/2024)
	0	Sacramento St. (08/29/2024)
LONG PUNT RETURN	0	Nevada (10/05/2024)
	0	Kennesaw St. (09/14/2024)



2024-25 San Jose St. Football
Individual Game Highs
All games

Page 1/1
as of Oct 07, 2024

San Jose St. - Individual Game Highs

RUSHES	18	Floyd Chalk vs Sacramento St. (08/29/2024)
YARDS RUSHING	94	Floyd Chalk at Washington St. (09/20/2024)
TD RUSHES	2 2 2	Floyd Chalk vs Nevada (10/05/2024) Floyd Chalk at Washington St. (09/20/2024) Floyd Chalk vs Sacramento St. (08/29/2024)
LONG RUSH	66	Floyd Chalk at Washington St. (09/20/2024)
PASS ATTEMPTS	54	Emmett Brown at Washington St. (09/20/2024)
PASS COMPLETIONS	35	Emmett Brown at Washington St. (09/20/2024)
YARDS PASSING	375	Emmett Brown at Washington St. (09/20/2024)
TD PASSES	4 4	Emmett Brown at Washington St. (09/20/2024) Emmett Brown vs Kennesaw St. (09/14/2024)
LONG PASS	58	Emmett Brown at Air Force (09/07/2024)
RECEPTIONS	17	Nick Nash vs Kennesaw St. (09/14/2024)
YARDS RECEIVING	225	Nick Nash vs Kennesaw St. (09/14/2024)
TD RECEPTIONS	3	Nick Nash vs Kennesaw St. (09/14/2024)
LONG RECEPTION	58	Jackson Canaan at Air Force (09/07/2024)
PUNTS	7	Trent Carrizosa at Air Force (09/07/2024)
PUNTING AVG	48.5	Trent Carrizosa at Washington St. (09/20/2024)
LONG PUNT	55	Trent Carrizosa at Washington St. (09/20/2024)
PUNTS INSIDE 20	2 2	Dino Beslagic vs Kennesaw St. (09/14/2024) Trent Carrizosa at Air Force (09/07/2024)
LONG PUNT RETURN	22	Matthew Coleman vs Kennesaw St. (09/14/2024)
LONG KICKOFF RETURN	39	Jabari Bates vs Kennesaw St. (09/14/2024)
TACKLES	17	Jordan Pollard at Air Force (09/07/2024)
SACKS	2	Jordan Cobbs at Washington St. (09/20/2024)
TACKLES FOR LOSS	3	Jordan Cobbs at Washington St. (09/20/2024)



2024-25 San Jose St. Football
Opponent Individual Match Highs
All games

Page 1/1
as of Oct 07, 2024

Opponent - Individual Game Highs

RUSHES	22	Wayshawn Parker at Washington St. (09/20/2024)
	22	Elijah Tau-Tolliver vs Sacramento St. (08/29/2024)
YARDS RUSHING	111	John Mateer at Washington St. (09/20/2024)
TD RUSHES	2	Brendon Lewis vs Nevada (10/05/2024)
	2	Dylan Paine at Washington St. (09/20/2024)
	2	Elijah Tau-Tolliver vs Sacramento St. (08/29/2024)
LONG RUSH	36	John Mateer at Washington St. (09/20/2024)
PASS ATTEMPTS	46	John Mateer at Washington St. (09/20/2024)
PASS COMPLETIONS	26	John Mateer at Washington St. (09/20/2024)
YARDS PASSING	390	John Mateer at Washington St. (09/20/2024)
TD PASSES	4	John Mateer at Washington St. (09/20/2024)
LONG PASS	39	Brendon Lewis vs Nevada (10/05/2024)
RECEPTIONS	8	Kyle Williams at Washington St. (09/20/2024)
YARDS RECEIVING	138	Kyle Williams at Washington St. (09/20/2024)
TD RECEPTIONS	2	Jaden Smith vs Nevada (10/05/2024)
	2	Cooper Mathers at Washington St. (09/20/2024)
LONG RECEPTION	39	Jaden Smith vs Nevada (10/05/2024)
FIELD GOALS	2	Dean Janikowski at Washington St. (09/20/2024)
LONG FIELD GOALS	52	Dean Janikowski at Washington St. (09/20/2024)
PUNTS	7	Luke Freer at Air Force (09/07/2024)
PUNTING AVG	47.4	Luke Freer at Air Force (09/07/2024)
LONG PUNT	72	Luke Freer at Air Force (09/07/2024)
PUNTS INSIDE 20	3	Luke Freer at Air Force (09/07/2024)
LONG PUNT RETURN	11	Brandon Engel at Air Force (09/07/2024)
LONG KICKOFF RETURN	31	Leyton Smithson at Washington St. (09/20/2024)
TACKLES	10	Kyle Thornton at Washington St. (09/20/2024)
SACKS	1	Andrew Edson at Washington St. (09/20/2024)
	1	Tylon Dunlap vs Kennesaw St. (09/14/2024)
	1	Payton Zdroik at Air Force (09/07/2024)
	1	Lincoln Tuioti-Mariner at Air Force (09/07/2024)
	1	Mason Brosseau vs Sacramento St. (08/29/2024)
	1	Fata Puloka vs Sacramento St. (08/29/2024)
TACKLES FOR LOSS	2	Tongiaki Mateialona vs Nevada (10/05/2024)
	2	Grant Uyl at Air Force (09/07/2024)
INTERCEPTIONS	1	Kyle Thornton at Washington St. (09/20/2024)
	1	Ethan O'Connor at Washington St. (09/20/2024)
	1	Jerome Gaillard, Jr. at Air Force (09/07/2024)
	1	Murvin Kenion III vs Sacramento St. (08/29/2024)



2024-25 San Jose St. Football
Individual Statistics
All games

Page 1/2
as of Oct 07, 2024

Rushing

Player	gp	att	gain	loss	net	avg	td	lg	avg/g
Floyd Chalk	5	61	313	40	273	4.5	6	66	54.6
Jabari Bates	5	34	183	18	165	4.9	0	31	33.0
Lamar Radcliffe	3	6	21	0	21	3.5	0	7	7.0
Jordan Pollard	5	1	9	0	9	9.0	0	9	1.8
Walker Eget	4	1	0	4	-4	-4.0	0	0	-1.0
Jacob Stewart	5	1	0	9	-9	-9.0	0	0	-1.8
Emmett Brown	5	23	52	74	-22	-1.0	1	8	-4.4
Team	5	11	0	28	-28	-2.5	0	0	-5.6
Total	5	138	578	173	405	2.9	7	66	81.0
Opponents	5	211	931	120	811	3.8	9	36	162.2

Passing

Player	gp	effic	comp-att-int	pct	yds	td	lg	avg/g
Emmett Brown	5	147.4	110-186-4	59.1	1460	15	58	292.0
Walker Eget	4	145.6	10-15-0	66.7	141	0	51	35.3
Nick Nash	5	606.4	2-2-0	100.0	42	2	26	8.4
Total	5	151.8	122-203-4	60.1	1643	17	58	328.6
Opponents	5	109.3	91-163-9	55.8	977	7	39	195.4

Receiving

Player	gp	no.	yds	avg	td	lg	avg/g
Nick Nash	5	55	712	12.9	9	43	142.4
Justin Lockhart	5	19	325	17.1	3	49	65.0
Jacob Stewart	5	13	113	8.7	2	26	22.6
Jackson Canaan	5	12	151	12.6	1	58	30.2
Treyshun Hurry	5	10	173	17.3	1	31	34.6
Matthew Coleman	5	6	59	9.8	0	14	11.8
Floyd Chalk	5	3	27	9.0	0	17	5.4
Sebastian Macaluso	5	3	67	22.3	0	51	13.4
Jabari Bates	5	1	16	16.0	1	16	3.2
Total	5	122	1643	13.5	17	58	328.6
Opponents	5	91	977	10.7	7	39	195.4

Punt Returns

Player	no.	yds	avg	td	lg
Matthew Coleman	5	47	9.4	0	22
Total	5	47	9.4	0	22
Opponents	4	23	5.8	0	11

Interceptions

Player	no.	yds	avg	td	lg
Jordan Cobbs	2	55	27.5	0	55
Robert Rahimi	2	0	0.0	0	0
Jalen Bainer	1	0	0.0	0	0
DJ Harvey	1	0	0.0	0	0
Michael Dansby	1	0	0.0	0	0
Jordan Pollard	1	0	0.0	0	0
Ethan Powell	1	0	0.0	0	0
Total	9	55	6.1	0	55
Opponents	4	41	10.3	0	41

Kick Returns

Player	no.	yds	avg	td	lg
Jabari Bates	8	191	23.9	0	39
Jacob Stewart	2	12	6.0	0	12
Total	10	203	20.3	0	39
Opponents	15	291	19.4	0	31

Fumble Returns

Player	no.	yds	avg	td	lg
Nate Lewis	1	0	0.0	0	0
John Norwood	1	0	0.0	0	0
Dylan Lee	1	0	0.0	0	0
Quincy Likio	1	0	0.0	0	0
Total	4	0	0.0	0	0
Opponents	6	14	2.3	0	14



2024-25 San Jose St. Football
Individual Statistics
All games

Page 2/2
as of Oct 07, 2024

Scoring

Player	td	fg	PAT						pts
			kick	rush	rcv	pass	dxp	saf	
Nick Nash	9	-	-	-	1	-	-	-	56
Floyd Chalk	6	-	-	-	-	-	-	-	36
Kyler Halvorsen	-	3-4	22-22	-	-	-	-	-	31
Justin Lockhart	3	-	-	-	-	-	-	-	18
Jacob Stewart	2	-	-	-	-	-	-	-	12
Jackson Canaan	1	-	-	-	-	-	-	-	6
Jabari Bates	1	-	-	-	-	-	-	-	6
Treyshun Hurry	1	-	-	-	-	-	-	-	6
Emmett Brown	1	-	-	-	-	1	-	-	6
Total	24	3-4	22-22	0	1	1	0	0	177
Opponents	16	5-6	13-14	1	0	0	0	0	126

Field Goals

Player	fg	pct.	01-19	20-29	30-39	40-49	50-99	lg	blk
Kyler Halvorsen	3-4	75.0	1-1	1-1	1-2	0-0	0-0	34	0
Opponents	5-6	83.3	0-0	2-2	2-2	0-0	1-2	52	0

FG Sequence

Team Name	San Jose St.	Opponents
Sacramento St.	39	(28),51
Kennesaw St.	(28)	(32)
Air Force	(34)	
Washington St.	(19)	(36),(52)
Nevada		(25)

Numbers in (parentheses) indicate field goal was made

All Purpose

Player	g	rush	rcv	pr	kr	ir	total	avg/g
Nick Nash	5	0	712	0	0	0	712	142.4
Jabari Bates	5	165	16	0	191	0	372	74.4
Justin Lockhart	5	0	325	0	0	0	325	65.0
Floyd Chalk	5	273	27	0	0	0	300	60.0
Treyshun Hurry	5	0	173	0	0	0	173	34.6
Jackson Canaan	5	0	151	0	0	0	151	30.2
Jacob Stewart	5	-9	113	0	12	0	116	23.2
Matthew Coleman	5	0	59	47	0	0	106	21.2
Sebastian Macaluso	5	0	67	0	0	0	67	13.4
Jordan Cobbs	4	0	0	0	0	55	55	13.8
Lamar Radcliffe	3	21	0	0	0	0	21	7.0
Jordan Pollard	5	9	0	0	0	0	9	1.8
Walker Eget	4	-4	0	0	0	0	-4	-1.0
Emmett Brown	5	-22	0	0	0	0	-22	-4.4
Team	5	-28	0	0	0	0	-28	-5.6
Total	5	405	1643	47	203	55	2353	470.6
Opponents	5	811	977	23	291	41	2143	428.6

Total Offense

Player	g	plays	rush	pass	total	avg/g
Emmett Brown	5	209	-22	1460	1438	287.6
Floyd Chalk	5	61	273	0	273	54.6
Jabari Bates	5	34	165	0	165	33.0
Walker Eget	4	16	-4	141	137	34.3
Nick Nash	5	2	0	42	42	8.4
Lamar Radcliffe	3	6	21	0	21	7.0
Jordan Pollard	5	1	9	0	9	1.8
Jacob Stewart	5	1	-9	0	-9	-1.8
Team	5	0	-28	0	-28	-5.6
Total	5	341	405	1643	2048	409.6
Opponents	5	374	811	977	1788	357.6

Punting

Player	no.	yds	avg	lg	tb	fc	i20	50+	blk
Trent Carrizosa	16	659	41.2	55	0	10	5	4	0
Dino Beslagic	6	237	39.5	48	2	0	4	0	0
Total	22	896	40.7	55	2	10	9	4	0
Opponents	23	1051	45.7	72	4	4	5	7	0

Kickoffs

Player	no.	yds	avg	tb	ob	retn	net	ydl
Mathias Brown	21	1202	57.2	5	2			
Kyler Halvorsen	9	537	59.7	5	0			
Total	30	1739	58.0	10	2	15	38	26
Opponents	24	1471	61.3	13	0	10	38.4	26



2024-25 San Jose St. Football Combined Team Statistics All games

Page 1/3
as of Oct 07, 2024

Team Results

	Date	Opponent		Score	Att.
	08/29/2024	Sacramento St.	W	42-24	13811
*	09/07/2024	at Air Force	W	17-7	22478
	09/14/2024	Kennesaw St.	W	31-10	11090
	09/20/2024	at Washington St.	Lot2	52-54	24808
*	10/05/2024	Nevada	W	35-31	17099

Rushing

Player	gp	att	gain	loss	net	avg	td	lg	avg/g
Floyd Chalk	5	61	313	40	273	4.5	6	66	54.6
Jabari Bates	5	34	183	18	165	4.9	0	31	33.0
Lamar Radcliffe	3	6	21	0	21	3.5	0	7	7.0
Jordan Pollard	5	1	9	0	9	9.0	0	9	1.8
Walker Eget	4	1	0	4	-4	-4.0	0	0	-1.0
Jacob Stewart	5	1	0	9	-9	-9.0	0	0	-1.8
Emmett Brown	5	23	52	74	-22	-1.0	1	8	-4.4
Team	5	11	0	28	-28	-2.5	0	0	-5.6
Total	5	138	578	173	405	2.9	7	66	81.0
Opponents	5	211	931	120	811	3.8	9	36	162.2

Passing

Player	gp	effic	comp-att-int	pct	yds	td	lg	avg/g
Emmett Brown	5	147.4	110-186-4	59.1	1460	15	58	292.0
Walker Eget	4	145.6	10-15-0	66.7	141	0	51	35.3
Nick Nash	5	606.4	2-2-0	100.0	42	2	26	8.4
Total	5	151.8	122-203-4	60.1	1643	17	58	328.6
Opponents	5	109.3	91-163-9	55.8	977	7	39	195.4

Receiving

Player	gp	no.	yds	avg	td	lg	avg/g
Nick Nash	5	55	712	12.9	9	43	142.4
Justin Lockhart	5	19	325	17.1	3	49	65.0
Jacob Stewart	5	13	113	8.7	2	26	22.6
Jackson Canaan	5	12	151	12.6	1	58	30.2
Treyshun Hurry	5	10	173	17.3	1	31	34.6
Matthew Coleman	5	6	59	9.8	0	14	11.8
Floyd Chalk	5	3	27	9.0	0	17	5.4
Sebastian Macaluso	5	3	67	22.3	0	51	13.4
Jabari Bates	5	1	16	16.0	1	16	3.2
Total	5	122	1643	13.5	17	58	328.6
Opponents	5	91	977	10.7	7	39	195.4

Game Records

Record	Overall	Home	Away	Neutral
ALL GAMES	4-1	3-0	1-1	0-0
CONFERENCE	2-0	1-0	1-0	0-0
NON-CONFERENCE	2-1	2-0	0-1	0-0

Team Statistics

	SJSU	OPP
First Downs	110	98
Rushing	23	50
Passing	74	42
Penalty	13	6
Rushing Yardage	405	811
Rushing attempts	138	211
Average per rush	2.9	3.8
Average per game	81.0	162.2
TDs Rushing	7	9
Passing Yardage	1643	977
Comp-Att-Int	122-203-4	91-163-9
Average per pass	8.1	6.0
Average per catch	13.5	10.7
Average per game	328.6	195.4
TDs Passing	17	7
Total offense	2048	1788
Average per play	6.0	4.8
Average per game	409.6	357.6
Kick returns: #-Yards	10-203	15-291
Punt returns: #-Yards	5-47	4-23
Int returns: #-Yards	9-55	4-41
Fumbles-Lost	12-6	9-4
Penalties-Yards	28-247	45-411
Punts-Avg	22-40.7	23-45.7
Time of possession / game	27:15	32:26
3rd-down conversion	29/66	35/79
4rd-down conversion	4/6	5/13
PAT-attempts	(22-22) 100%	(13-14) 93%
2-point conversion-attempts	(1-2) 50%	(1-2) 50%

Interceptions

Player	no.	yds	avg	td	lg
Jordan Cobbs	2	55	27.5	0	55
Robert Rahimi	2	0	0.0	0	0
Jalen Bainer	1	0	0.0	0	0
DJ Harvey	1	0	0.0	0	0
Michael Dansby	1	0	0.0	0	0
Jordan Pollard	1	0	0.0	0	0
Ethan Powell	1	0	0.0	0	0
Total	9	55	6.1	0	55
Opponents	4	41	10.3	0	41



2024-25 San Jose St. Football
Combined Team Statistics
All games

Page 2/3
as of Oct 07, 2024

Field Goals

Player	fg	pct.	01-19	20-29	30-39	40-49	50-99	lg	blk
Kyler Halvorsen	3-4	75.0	1-1	1-1	1-2	0-0	0-0	34	0
Opponents	5-6	83.3	0-0	2-2	2-2	0-0	1-2	52	0

Scoring

Player	td	fg	PAT						pts
			kick	rush	rcv	pass	dxp	saf	
Nick Nash	9	-	-	-	1	-	-	-	56
Floyd Chalk	6	-	-	-	-	-	-	-	36
Kyler Halvorsen	-	3-4	22-22	-	-	-	-	-	31
Justin Lockhart	3	-	-	-	-	-	-	-	18
Jacob Stewart	2	-	-	-	-	-	-	-	12
Jackson Canaan	1	-	-	-	-	-	-	-	6
Jabari Bates	1	-	-	-	-	-	-	-	6
Treyshun Hurry	1	-	-	-	-	-	-	-	6
Emmett Brown	1	-	-	-	-	1	-	-	6
Total	24	3-4	22-22	0	1	1	0	0	177
Opponents	16	5-6	13-14	1	0	0	0	0	126

Score by Periods

Team	1st	2nd	3rd	4th	OT	TOT
San Jose St.	38	45	42	46	6	177
Opponents	38	34	21	25	8	126

Punting

Player	no.	yds	avg	lg	tb	fc	i20	50+	blk
Trent Carrizosa	16	659	41.2	55	0	10	5	4	0
Dino Beslagic	6	237	39.5	48	2	0	4	0	0
Total	22	896	40.7	55	2	10	9	4	0
Opponents	23	1051	45.7	72	4	4	5	7	0

Punt Returns

Player	no.	yds	avg	td	lg
Matthew Coleman	5	47	9.4	0	22
Total	5	47	9.4	0	22
Opponents	4	23	5.8	0	11

Kick Returns

Player	no.	yds	avg	td	lg
Jabari Bates	8	191	23.9	0	39
Jacob Stewart	2	12	6.0	0	12
Total	10	203	20.3	0	39
Opponents	15	291	19.4	0	31

All Purpose

Player	g	rush	rcv	pr	kr	ir	total	avg/g
Nick Nash	5	0	712	0	0	0	712	142.4
Jabari Bates	5	165	16	0	191	0	372	74.4
Justin Lockhart	5	0	325	0	0	0	325	65.0
Floyd Chalk	5	273	27	0	0	0	300	60.0
Treyshun Hurry	5	0	173	0	0	0	173	34.6
Jackson Canaan	5	0	151	0	0	0	151	30.2
Jacob Stewart	5	-9	113	0	12	0	116	23.2
Matthew Coleman	5	0	59	47	0	0	106	21.2
Sebastian Macaluso	5	0	67	0	0	0	67	13.4
Jordan Cobbs	4	0	0	0	0	55	55	13.8
Lamar Radcliffe	3	21	0	0	0	0	21	7.0
Jordan Pollard	5	9	0	0	0	0	9	1.8
Walker Eget	4	-4	0	0	0	0	-4	-1.0
Emmett Brown	5	-22	0	0	0	0	-22	-4.4
Total	5	405	1643	47	203	55	2353	470.6
Opponents	5	811	977	23	291	41	2143	428.6

Total Offense

Player	g	plays	rush	pass	total	avg/g
Emmett Brown	5	209	-22	1460	1438	287.6
Floyd Chalk	5	61	273	0	273	54.6
Jabari Bates	5	34	165	0	165	33.0
Walker Eget	4	16	-4	141	137	34.3
Nick Nash	5	2	0	42	42	8.4
Lamar Radcliffe	3	6	21	0	21	7.0
Jordan Pollard	5	1	9	0	9	1.8
Jacob Stewart	5	1	-9	0	-9	-1.8
Total	5	341	405	1643	2048	409.6
Opponents	5	374	811	977	1788	357.6



2024-25 San Jose St. Football
Combined Team Statistics
All games

Page 3/3
as of Oct 07, 2024

Team Defense

			Tackles				Sacks	Pass defense			Fumbles	blkd		
##	Player	gp	ua	a	tot	tfl/yds	no-yds	int-yds	brup	qbh	fr-yds	ff	kick	saf
10	Jordan Pollard	5	27	27	54	6.5-15	1-5	1-0	2	1
1	Robert Rahimi	5	20	12	32	4-13	1-6	2-0	1
8	Jordan Cobbs	4	14	15	29	5-20	2-15	2-55	.	1
20	Isiah Revis	5	13	13	26	2-7	.	.	3	1
4	Taniela Latu	4	12	14	26	2.5-5	.	.	1	1
42	Soane Toia	5	9	14	23	2-8	1-7	.	.	1
26	Ethan Powell	4	10	11	21	1.5-4	.	1-0	1	3
6	Amir Wallace	5	14	5	19	0.5-0	.	.	2
2	DJ Harvey	5	13	6	19	2.5-3	.	1-0	3
91	Quincy Likio	4	4	12	16	2.5-8	1-7	.	.	2	1-0	.	.	.
25	Michael Dansby	5	12	3	15	.	.	1-0	4
50	Gafa Faga	5	6	8	14	2-2	1-1
15	Jalen Bainer	4	6	5	11	.	.	1-0
48	Dejon Roney	5	6	5	11
9	Noah McNeal-Franklin	2	3	8	11
37	Dylan Hampsten	5	2	9	11	2.5-10	1-3	1	.	.
43	John Ward	5	4	2	6	1-8	1-8	.	.	2
16	Naseri Danielson	5	3	3	6
24	Malakai Hoeft	5	1	5	6	.	.	.	1	2
96	Reggie Jones, Jr.	5	1	4	5	0.5-0
28	Jean Boyd III	5	4	.	4
23	Justin Stearns	4	1	3	4	1
3	Nick Nash	5	2	.	2
7	Jalen Apalit-Williams	3	.	2	2
21	Kayden Collins	3	.	2	2
97	John Norwood	1	2	.	2	1-0	2	.	.
17	Zavion Reese	4	.	1	1
40	Davis Salom	5	.	1	1
11	Kyler Halvorsen	5	.	1	1
5	Larry Turner-Gooden	4	1	.	1	1	.	.
12	Greco Carrillo	2	.	1	1
45	Pau Reed	1	.	1	1
19	David Tuihalangie	5	.	1	1
99	Nate Lewis	5	1-0	.	.	.
18	Dylan Lee	5	1-0	.	.	.
Totals		5	190	194	384	35-103	9-52	9-55	18	15	4-0	4	0	0
Opponents		5	151	138	289	31-130	6-53	4-41	23	13	6-14	8	0	0



2024-25 San Jose St. Football
Games Played
All games

Page 1/2
as of Oct 07, 2024

##	Player	GP-GS	SacSt	USAFA	KennSt	WSU	Nevada
0	Kejuan Bullard, Jr.	2/0	XXX	XXX
0	Floyd Chalk	5/4	XXX	START	START	START	START
1	Robert Rahimi	5/5	START	START	START	START	START
1	Sawyer Deerman	0/0
2	DJ Harvey	5/5	START	START	START	START	START
2	Treyshun Hurry	5/4	START	XXX	START	START	START
3	Nick Nash	5/5	START	START	START	START	START
4	Taniela Latu	4/4	START	START	START	...	START
4	Kyri Shoels	0/0
5	Walker Eget	4/0	XXX	XXX	XXX	...	XXX
5	Larry Turner-Gooden	4/0	XXX	...	XXX	XXX	XXX
6	Amir Wallace	5/0	XXX	XXX	XXX	XXX	XXX
6	Jabari Bates	5/1	START	XXX	XXX	XXX	XXX
7	Jalen Apalit-Williams	3/0	XXX	XXX	XXX
7	Xavier Ward	0/0
8	Jordan Cobbs	4/3	START	XXX	START	START	...
9	Emmett Brown	5/5	START	START	START	START	START
9	Noah McNeal-Franklin	2/1	XXX	START
10	Jordan Pollard	5/5	START	START	START	START	START
11	Justin Lockhart	5/5	START	START	START	START	START
11	Kyler Halvorsen	5/0	XXX	XXX	XXX	XXX	XXX
12	Malikhi Miller	0/0
12	Greco Carrillo	2/0	XXX	XXX
13	Cooper Hoch	5/0	XXX	XXX	XXX	XXX	XXX
14	Matthew Coleman	5/1	XXX	START	XXX	XXX	XXX
15	Jalen Bainer	4/0	XXX	...	XXX	XXX	XXX
15	Macloud Crowton	0/0
16	Naseri Danielson	5/0	XXX	XXX	XXX	XXX	XXX
16	CJ Lee	0/0
17	Zavion Reese	4/0	XXX	XXX	XXX	XXX	...
18	Dylan Lee	5/0	XXX	XXX	XXX	XXX	XXX
19	David Tuihalangie	5/0	XXX	XXX	XXX	XXX	XXX
20	Isiah Revis	5/5	START	START	START	START	START
21	Kayden Collins	3/0	XXX	XXX	XXX
22	Paolo Burak	1/0	XXX
23	Justin Stearns	4/0	...	XXX	XXX	XXX	XXX
23	Roy Gardner	0/0
24	Sebastian Macaluso	5/0	XXX	XXX	XXX	XXX	XXX
24	Malakai Hoeft	5/1	XXX	XXX	XXX	START	XXX
25	Michael Dansby	5/4	XXX	START	START	START	START
26	Ethan Powell	4/3	XXX	START	...	START	START
26	Lamar Radcliffe	3/0	...	XXX	XXX	XXX	...
27	Joseph Bey	0/0
28	Jean Boyd III	5/0	XXX	XXX	XXX	XXX	XXX
28	Zack Homan	0/0
29	Jaylen Thomas	0/0
31	Hunter Nowell	1/0	XXX
32	Caleb Womack	3/0	XXX	...	XXX	...	XXX
33	Gregory McClendon III	0/0
34	Viliani Teu	0/0
35	Luke Richey	0/0
37	Dylan Hampsten	5/3	XXX	XXX	START	START	START
38	Nassir Pitters	5/0	XXX	XXX	XXX	XXX	XXX
39	Dino Beslagic	4/0	XXX	XXX	XXX	XXX	...
40	Davis Salom	5/0	XXX	XXX	XXX	XXX	XXX
40	Kade Millard	0/0
41	Matt Robinson	2/0	XXX	XXX
42	Soane Toia	5/5	START	START	START	START	START
43	John Ward	5/1	START	XXX	XXX	XXX	XXX
44	Alexander Cobbs	3/0	XXX	XXX	XXX



2024-25 San Jose St. Football
Games Played
All games

Page 2/2
as of Oct 07, 2024

##	Player	GP-GS	SacSt	USAFA	KennSt	WSU	Nevada
45	Pau Reed	1/0	XXX
46	Matthew Fadelli	0/0
48	Dejon Roney	5/1	XXX	START	XXX	XXX	XXX
49	Trent Carrizosa	5/0	XXX	XXX	XXX	XXX	XXX
50	Gafa Faga	5/4	START	START	START	XXX	START
53	Brady Van Bennekum	0/0
54	Daniel Moleni	2/0	XXX	...	XXX
60	Hudson Mesa	5/4	XXX	START	START	START	START
61	Marist Talavou	4/3	...	START	XXX	START	START
62	Tyler Chen	2/1	START	...	XXX
63	Mohammad Othman	0/0
64	Nathan Balestrieri	0/0
65	Denaris DeRosa, Jr.	1/0	XXX
66	Will Leys	0/0
67	Justice Turner	0/0
68	Mitchell Brown	0/0
69	Uluakinofa Taliauli	3/2	START	XXX	START
70	Malik Williams	5/5	START	START	START	START	START
71	Tevita Manukainiu	3/0	...	XXX	XXX	...	XXX
72	Nate Hale	5/0	XXX	XXX	XXX	XXX	XXX
73	Laakea Kapoi	0/0
74	Sione Nomani	5/5	START	START	START	START	START
75	Joseph Harbert	0/0
76	Manuel Serna	4/0	...	XXX	XXX	XXX	XXX
78	David Perez	0/0
79	Peseti Lapuaho	5/5	START	START	START	START	START
81	Jacob Stewart	5/2	XXX	START	XXX	START	XXX
83	Kamaehu Kopa-Kaawalaule	1/0	XXX
85	Jackson Canaan	5/3	START	XXX	START	XXX	START
86	Skylar Loving-Black	5/0	XXX	XXX	XXX	XXX	XXX
87	Grant Norberg	5/0	XXX	XXX	XXX	XXX	XXX
88	Miles Hull	0/0
90	Akio Martinson	2/0	...	XXX	XXX
91	Quincy Likio	4/4	START	START	START	START	...
92	Noa Siaosi	2/0	XXX	XXX
93	Etu Finau	0/0
94	Mata Hola	0/0
95	Tangata Tuitupou	0/0
96	Reggie Jones, Jr.	5/0	XXX	XXX	XXX	XXX	XXX
97	John Norwood	1/1	START
99	Nate Lewis	5/0	XXX	XXX	XXX	XXX	XXX
99	Mathias Brown	4/0	XXX	...	XXX	XXX	XXX



2024-25 San Jose St. Football
Total Tackles Game-by-Game
All games

Page 1/1
as of Oct 07, 2024

Total Tackles

Player	S-A	Total	SacSt	USAFA	KennSt	WSU	Nevada
Jordan Pollard	27-27	54	4-4	9-8	4-8	6-4	4-3
Robert Rahimi	20-12	32	7-2	3-2	1-4	6-2	3-2
Jordan Cobbs	14-15	29	3-8	2-0	3-5	6-2	DNP
Isiah Revis	13-13	26	4-4	1-5	1-1	4-0	3-3
Taniela Latu	12-14	26	1-4	4-4	3-4	DNP	4-2
Soane Toia	9-14	23	2-2	3-4	1-1	2-1	1-6
Ethan Powell	10-11	21	2-1	1-5	DNP	6-2	1-3
Amir Wallace	14-5	19	2-0	0-1	3-2	8-2	1-0
DJ Harvey	13-6	19	4-0	2-0	1-0	2-0	4-6
Quincy Likio	4-12	16	0-5	1-0	1-5	2-2	DNP
Michael Dansby	12-3	15	1-1	4-1	2-0	5-1	-
Gafa Faga	6-8	14	1-2	0-3	1-3	2-0	2-0
Jalen Bainer	6-5	11	0-2	DNP	0-1	1-0	5-2
Dejon Roney	6-5	11	1-0	0-4	2-0	3-0	0-1
Noah McNeal-Franklin	3-8	11	2-1	DNP	DNP	DNP	1-7
Dylan Hampsten	2-9	11	2-1	-	0-4	0-1	0-3
John Ward	4-2	6	-	1-0	0-1	-	3-1
Naseri Danielson	3-3	6	-	-	-	3-1	0-2
Malakai Hoeft	1-5	6	0-3	0-1	-	1-1	-
Reggie Jones, Jr.	1-4	5	0-1	0-1	1-1	-	0-1
Jean Boyd III	4-0	4	1-0	-	1-0	1-0	1-0
Justin Stearns	1-3	4	DNP	-	0-3	1-0	-
Nick Nash	2-0	2	-	1-0	1-0	-	-
John Norwood	2-0	2	2-0	DNP	DNP	DNP	DNP
Jalen Apalit-Williams	0-2	2	DNP	DNP	0-1	0-1	-
Kayden Collins	0-2	2	0-2	-	-	DNP	DNP
Larry Turner-Gooden	1-0	1	-	DNP	1-0	-	-
Kyler Halvorsen	0-1	1	0-1	-	-	-	-
Greco Carrillo	0-1	1	-	DNP	DNP	DNP	0-1
Zavion Reese	0-1	1	0-1	-	-	-	DNP
David Tuihalangie	0-1	1	-	-	-	-	0-1
Davis Salom	0-1	1	-	0-1	-	-	-
Pau Reed	0-1	1	0-1	DNP	DNP	DNP	DNP



2024-25 San Jose St. Football
Rushing/Receiving Game-by-Game
All games

Page 1/1
as of Oct 07, 2024

Rushing

Player	No-Yds/TD	SacSt	USAFA	KennSt	WSU	Nevada
Floyd Chalk	61-273/6	18-87/2	15-43/0	3--8/0	11-94/2	14-57/2
Jabari Bates	34-165/0	6-26/0	7-15/0	11-61/0	3-21/0	7-42/0
Emmett Brown	23--22/1	3--33/0	7-5/0	4--5/0	5--9/1	4-20/0
Lamar Radcliffe	6-21/0	DNP	1-1/0	4-19/0	1-1/0	DNP
Jordan Pollard	1-9/0	-	-	-	1-9/0	-
Walker Eget	1--4/0	-	-	-	DNP	1--4/0
Jacob Stewart	1--9/0	-	1--9/0	-	-	-

Receiving

Player	No-Yds/TD	SacSt	USAFA	KennSt	WSU	Nevada
Nick Nash	55-712/9	10-170/2	7-90/1	17-225/3	16-152/2	5-75/1
Justin Lockhart	19-325/3	4-42/1	3-44/0	4-106/1	4-74/0	4-59/1
Jacob Stewart	13-113/2	2-38/1	2-14/0	-	7-51/1	2-10/0
Jackson Canaan	12-151/1	-	3-88/1	2-9/0	5-32/0	2-22/0
Treyshun Hurry	10-173/1	2-38/0	1-19/0	1-4/0	3-66/1	3-46/0
Matthew Coleman	6-59/0	2-19/0	-	1-8/0	-	3-32/0
Sebastian Macaluso	3-67/0	-	-	-	-	3-67/0
Floyd Chalk	3-27/0	1-17/0	1-7/0	1-3/0	-	-
Jabari Bates	1-16/1	-	-	-	-	1-16/1



2024-25 San Jose St. Football
Returns Game-by-Game
All games

Page 1/1
as of Oct 07, 2024

Punt Returns

Player	No-Yds	SacSt	USAFA	KennSt	WSU	Nevada
Matthew Coleman	5-47	1-2	-	3-34	1-11	-

Kick Returns

Player	No-Yds	SacSt	USAFA	KennSt	WSU	Nevada
Jabari Bates	8-191	2-35	-	1-39	2-57	3-60
Jacob Stewart	2-12	1-12	-	-	1-0	-

Interceptions Returns

Player	No-Yds	SacSt	USAFA	KennSt	WSU	Nevada
Jordan Cobbs	2-55	-	1-0	-	1-55	DNP
Robert Rahimi	2-0	-	1-0	-	-	1-0
DJ Harvey	1-0	-	-	-	1-0	-
Jordan Pollard	1-0	-	-	1-0	-	-
Jalen Bainer	1-0	-	DNP	1-0	-	-
Michael Dansby	1-0	1-0	-	-	-	-
Ethan Powell	1-0	1-0	-	DNP	-	-

Fumble Returns

Player	No-Yds	SacSt	USAFA	KennSt	WSU	Nevada
Dylan Lee	1-0	1-0	-	-	-	-
Quincy Likio	1-0	1-0	-	-	-	DNP
John Norwood	1-0	1-0	DNP	DNP	DNP	DNP
Nate Lewis	1-0	-	-	1-0	-	-



2024-25 San Jose St. Football
Sacks Game-by-Game
All games

Page 1/1
as of Oct 07, 2024

Player	UA-A	Total	SacSt	USAFA	KennSt	WSU	Nevada
Jordan Cobbs	2-0	2	-	-	-	2-15	DNP
Robert Rahimi	1-0	1	1-6	-	-	-	-
Jordan Pollard	1-0	1	-	-	1-5	-	-
Dylan Hampsten	1-0	1	1-3	-	-	-	-
Soane Toia	1-0	1	-	-	-	-	1-7
John Ward	1-0	1	-	-	-	-	1-8
Gafa Faga	1-0	1	-	-	-	1-1	-
Quincy Likio	1-0	1	-	-	1-7	-	DNP



2024-25 San Jose St. Football
Tackles For Loss Game-by-Game
All games

Page 1/1
as of Oct 07, 2024

Player	UA-A	Total	SacSt	USAFA	KennSt	WSU	Nevada
Jordan Pollard	6-1	6.5	1.0-1	1.0-2	2.5-9	2.0-3	-
Jordan Cobbs	4-2	5.0	1.5-3	-	0.5-1	3.0-16	DNP
Robert Rahimi	4-0	4.0	2.0-7	1.0-5	-	1.0-1	-
DJ Harvey	2-1	2.5	1.0-1	-	-	-	1.5-2
Dylan Hampsten	2-1	2.5	2.0-8	-	0.5-2	-	-
Quincy Likio	2-1	2.5	0.5-0	-	1.0-7	1.0-1	DNP
Taniela Latu	1-3	2.5	-	0.5-1	2.0-4	DNP	-
Isiah Revis	2-0	2.0	1.0-3	-	-	1.0-4	-
Gafa Faga	2-0	2.0	-	-	1.0-1	1.0-1	-
Soane Toia	1-2	2.0	-	0.5-0	-	-	1.5-8
Ethan Powell	1-1	1.5	-	0.5-1	DNP	1.0-3	-
John Ward	1-0	1.0	-	-	-	-	1.0-8
Amir Wallace	0-1	0.5	-	-	0.5-0	-	-
Reggie Jones, Jr.	0-1	0.5	-	0.5-0	-	-	-



2024-25 San Jose St. Football
Fumbles Game-by-Game
All games

Page 1/1
as of Oct 07, 2024

Fumbles

Player	No-Lost	SacSt	USAFA	KennSt	WSU	Nevada
Emmett Brown	5-2	2-0	-	2-2	1-0	-
Jabari Bates	2-1	1-0	-	-	1-1	-
Floyd Chalk	1-0	-	-	-	1-0	-
Matthew Coleman	1-1	-	-	1-1	-	-

Fumbles Forced

Player	Number	SacSt	USAFA	KennSt	WSU	Nevada
John Norwood	2	2	DNP	DNP	DNP	DNP
Larry Turner-Gooden	1	-	DNP	1	-	-
Dylan Hampsten	1	1	-	-	-	-

Fumbles Recovered

Player	Number	SacSt	USAFA	KennSt	WSU	Nevada
Dylan Lee	1	1	-	-	-	-
Quincy Likio	1	1	-	-	-	DNP
John Norwood	1	1	DNP	DNP	DNP	DNP
Nate Lewis	1	-	-	1	-	-



2024-25 San Jose St. Football
Passing Game-by-Game
All games

Page 1/1
as of Oct 07, 2024

#3 Nick Nash	Comp	Att	Int	Pct	Yards	TD	Long	Sacked	Effic.
Sacramento St.	1	1	0	100.0	26	1	26	0-0	648.4
Nevada	1	1	0	100.0	16	1	16	0-0	564.4
Totals	2	2	0	100.0	42	2	26	0-0	606.4

#5 Walker Eget	Comp	Att	Int	Pct	Yards	TD	Long	Sacked	Effic.
Air Force	0	1	0	0.0	0	0	0	0-0	0.0
Kennesaw St.	0	1	0	0.0	0	0	0	0-0	0.0
Nevada	10	13	0	76.9	141	0	51	0-0	168.0
Totals	10	15	0	66.7	141	0	51	0-0	145.6

#9 Emmett Brown	Comp	Att	Int	Pct	Yards	TD	Long	Sacked	Effic.
Sacramento St.	20	34	1	58.8	298	3	28	2-20	155.7
Air Force	17	32	1	53.1	262	2	58	2-21	136.3
Kennesaw St.	26	38	0	68.4	355	4	49	1-3	181.6
Washington St.	35	54	2	64.8	375	4	43	1-9	140.2
Nevada	12	28	0	42.9	170	2	37	0-0	117.4
Totals	110	186	4	59.1	1460	15	58	6-53	147.4



2024-25 San Jose St. Football
Red-Zone Results
All games

Page 1/1
as of Oct 07, 2024

San Jose St. Inside Opponent Red-Zone

Date	Opponent	Score	Times	Times	Total			Rush	Pass	FGs	Failed to score inside RZ					
			In RZ	Scored	Pts	TDs	TDs	TDs	TDs	Made	FGA	Down	Int	Fumb	Half	Game
08/29/2024	Sacramento St.	W 42-24	3	3	21	3	1	2	0	0	0	0	0	0	0	0
09/07/2024	at Air Force	W 17-7	2	2	10	1	0	1	1	1	1	0	0	0	0	0
09/14/2024	Kennesaw St.	W 31-10	4	3	17	2	0	2	1	1	1	1	0	0	0	0
09/20/2024	at Washington St.	L 52-54	7	7	45	6	2	4	1	1	1	0	0	0	0	0
10/05/2024	Nevada	W 35-31	3	3	21	3	2	1	0	0	0	0	0	0	0	0
Totals 18 of 19 (94.7%)			19	18	114	15	5	10	3	3	3	1	0	0	0	0

Opponents Inside San Jose St. Red-Zone

Date	Opponent	Score	Times	Times	Total			Rush	Pass	FGs	Failed to score inside RZ					
			In RZ	Scored	Pts	TDs	TDs	TDs	TDs	Made	FGA	Down	Int	Fumb	Half	Game
08/29/2024	Sacramento St.	W 42-24	5	4	24	3	2	1	1	1	1	0	0	1	0	0
09/07/2024	Air Force	W 17-7	1	1	7	1	1	0	0	0	0	0	0	0	0	0
09/14/2024	Kennesaw St.	W 31-10	2	2	10	1	1	0	1	1	1	0	0	0	0	0
09/20/2024	Washington St.	L 52-54	7	7	45	6	3	3	1	1	1	0	0	0	0	0
10/05/2024	Nevada	W 35-31	5	5	31	4	2	2	1	1	1	0	0	0	0	0
Totals 19 of 20 (95.0%)			20	19	117	15	9	6	4	4	4	0	0	1	0	0



2024-25 San Jose St. Football
Tackles Breakdown
All games

Page 1/2
as of Oct 07, 2024

All Tackles

Player	Total	Rush	Pass	Sack	KO	Punt	Int	Fumb	FF	Other
Jordan Pollard	54	0	0	6.5	0	0	0	0	0	47.5
Robert Rahimi	32	0	0	4	0	0	0	0	0	28
Jordan Cobbs	29	0	0	5	0	0	0	0	0	24
Isiah Revis	26	0	0	2	0	0	0	0	0	24
Taniela Latu	26	0	0	2.5	0	0	0	0	0	23.5
Soane Toia	23	0	0	2	0	0	0	0	0	21
Ethan Powell	21	0	0	1.5	0	0	0	0	0	19.5
Amir Wallace	19	0	0	0.5	0	0	0	0	0	18.5
DJ Harvey	19	0	0	2.5	0	0	0	0	0	16.5
Quincy Likio	16	0	0	2.5	0	0	0	0	0	13.5
Michael Dansby	15	0	0	0	0	0	0	0	0	15
Gafa Faga	14	0	0	2	0	0	0	0	0	12
Jalen Bainer	11	0	0	0	0	0	0	0	0	11
Dejon Roney	11	0	0	0	0	0	0	0	0	11
Noah McNeal-Franklin	11	0	0	0	0	0	0	0	0	11
Dylan Hampsten	11	0	0	2.5	0	0	0	0	0	8.5
John Ward	6	0	0	1	0	0	0	0	0	5
Naseri Danielson	6	0	0	0	0	0	0	0	0	6
Malakai Hoeft	6	0	0	0	0	0	0	0	0	6
Reggie Jones, Jr.	5	0	0	0.5	0	0	0	0	0	4.5
Jean Boyd III	4	0	0	0	0	0	0	0	0	4
Justin Stearns	4	0	0	0	0	0	0	0	0	4
Nick Nash	2	0	0	0	0	0	0	0	0	2
Jalen Apalit-Williams	2	0	0	0	0	0	0	0	0	2
Kayden Collins	2	0	0	0	0	0	0	0	0	2
John Norwood	2	0	0	0	0	0	0	0	0	2
Zavion Reese	1	0	0	0	0	0	0	0	0	1
Davis Salom	1	0	0	0	0	0	0	0	0	1
Kyler Halvorsen	1	0	0	0	0	0	0	0	0	1
Larry Turner-Gooden	1	0	0	0	0	0	0	0	0	1
Greco Carrillo	1	0	0	0	0	0	0	0	0	1
Pau Reed	1	0	0	0	0	0	0	0	0	1
David Tuihalangie	1	0	0	0	0	0	0	0	0	1
Total	384	0	0	35	0	0	0	0	0	349

Rushing Tackles

Player	No.
Total	0

Passing Tackles

Player	No.
Total	0

Special Teams Tackles

Player	Total	KO	Punt
Total	0	0	0



2024-25 San Jose St. Football
Tackles Breakdown
All games

Page 2/2
as of Oct 07, 2024

Kickoff return Tackles

Player	No.
Total	0

Punt Return Tackles

Player	No.
Total	0



2024-25 San Jose St. Football
By Quarter Statistics
All games

Page 1/1
as of Oct 07, 2024

3rd-Down Conversions

Date	Opponent		Score	Overall	1st Qtr	2nd Qtr	3rd Qtr	4th Qtr	Overtime
08/29/2024	Sacramento St.	W	42-24	5-11 45.5	1-1 100.0	1-4 25.0	2-3 66.7	1-3 33.3	0-0 0.0
09/07/2024	at Air Force	W	17-7	5-16 31.3	2-3 66.7	0-4 0.0	0-2 0.0	3-7 42.9	0-0 0.0
09/14/2024	Kennesaw St.	W	31-10	6-14 42.9	1-2 50.0	3-5 60.0	0-1 0.0	2-6 33.3	0-0 0.0
09/20/2024	at Washington St.	Lot2	52-54	5-13 38.5	0-1 0.0	0-2 0.0	3-3 100.0	1-6 16.7	0-0 0.0
10/05/2024	Nevada	W	35-31	8-12 66.7	3-3 100.0	3-4 75.0	1-3 33.3	1-2 50.0	0-0 0.0
San Jose St.				29-66 43.9	7-10 70.0	7-19 36.8	6-12 50.0	8-24 33.3	0-0 0.0
Opponents				35-79 44.3	11-21 52.4	6-20 30.0	14-21 66.7	4-17 23.5	0-0 0.0

4th-Down Conversions

Date	Opponent		Score	Overall	1st Qtr	2nd Qtr	3rd Qtr	4th Qtr	Overtime
08/29/2024	Sacramento St.	W	42-24	0-0 0.0	0-0 0.0	0-0 0.0	0-0 0.0	0-0 0.0	0-0 0.0
09/07/2024	at Air Force	W	17-7	0-0 0.0	0-0 0.0	0-0 0.0	0-0 0.0	0-0 0.0	0-0 0.0
09/14/2024	Kennesaw St.	W	31-10	1-2 50.0	0-0 0.0	0-0 0.0	1-1 100.0	0-1 0.0	0-0 0.0
09/20/2024	at Washington St.	Lot2	52-54	2-3 66.7	0-0 0.0	1-1 100.0	0-0 0.0	1-2 50.0	0-0 0.0
10/05/2024	Nevada	W	35-31	1-1 100.0	0-0 0.0	0-0 0.0	1-1 100.0	0-0 0.0	0-0 0.0
San Jose St.				4-6 66.7	0-0 0.0	1-1 100.0	2-2 100.0	1-3 33.3	0-0 0.0
Opponents				5-13 38.5	2-2 100.0	1-6 16.7	1-1 100.0	1-4 25.0	0-0 0.0

Time of Possession

Date	Opponent		Score	Overall	1st Qtr	2nd Qtr	3rd Qtr	4th Qtr	Overtime
08/29/2024	Sacramento St.	W	42-24	26:19	03:35	05:51	04:10	12:43	00:00
09/07/2024	at Air Force	W	17-7	30:37	07:11	05:49	04:28	13:09	00:00
09/14/2024	Kennesaw St.	W	31-10	26:10	01:36	09:47	00:43	14:04	00:00
09/20/2024	at Washington St.	Lot2	52-54	28:14	06:03	04:56	09:05	08:10	00:00
10/05/2024	Nevada	W	35-31	24:57	06:10	08:53	07:28	02:26	00:00
San Jose St.				Total	136:17	24:35	35:16	25:54	50:32
				Avg.	27:15	04:55	07:03	05:11	10:06
Opponents				Total	162:12	39:12	49:26	40:15	33:19
				Avg.	32:26	07:50	09:53	08:03	06:40



2024-25 San Jose St. Football
Team Game-by-Game Comparison
All games

Page 1/1
as of Oct 07, 2024

Opponent	Score	First Downs				Rushing Number-Yards	Passing		Total Offense Plays-Yards	Return Yards	Turn- Overs
		Total	Rush	Pass	Pen		Comp-Att-Int	Yards			
Sacramento St.	42-24	25 / 23	5 / 12	16 / 9	4 / 2	31-63 / 41-177	21-35-1 / 21-41-2	324 / 179	66-387 / 82-356	49 / 100	3 / 5
Air Force	17-7	15 / 11	2 / 9	12 / 1	1 / 1	34-50 / 46-143	17-33-1 / 7-20-2	262 / 54	67-312 / 66-197	0 / 52	1 / 2
Kennesaw St.	31-10	18 / 10	4 / 4	13 / 5	1 / 1	25-62 / 39-64	26-39-0 / 14-25-2	355 / 128	64-417 / 64-192	73 / 83	3 / 3
Washington St.	52-54	25 / 31	4 / 14	17 / 17	4 / 0	21-116 / 49-237	35-54-2 / 26-46-2	375 / 390	75-491 / 95-627	123 / 58	3 / 2
Nevada	35-31	27 / 23	8 / 11	16 / 10	3 / 2	27-114 / 36-190	23-42-0 / 23-31-1	327 / 226	69-441 / 67-416	60 / 76	0 / 1
Totals	177-126	110 / 98	23 / 50	74 / 42	13 / 6	138-405 / 211-811	122-203-4 / 91-163-9	1643 / 977	341-2048 / 374-1788	305 / 369	10 / 13

Opponents	3rd Down Conversion	4th Down Conversion	Time of Possession	TOP Margin	Avg Yds/Rush	Avg Yds/Pass	Avg Yds/Play	Punting Number-Avg	Penalties Number-Yards	Sacks
Sacramento St.	5-11 / 7-16	0-0 / 1-3	26:19 / 33:41	-07:22	2.0 / 4.3	9.3 / 4.4	5.9 / 4.3	4-39.0 / 3-44.0	9-70.0 / 8-80.0	2 / 2
Air Force	5-16 / 3-16	0-0 / 2-5	30:37 / 27:52	02:45	1.5 / 3.1	7.9 / 2.7	4.7 / 3.0	9-42.9 / 8-47.4	5-47.0 / 6-52.0	0 / 2
Kennesaw St.	6-14 / 8-18	1-2 / 0-1	26:10 / 33:50	-07:40	2.5 / 1.6	9.1 / 5.1	6.5 / 3.0	3-34.0 / 6-45.5	4-40.0 / 11-95.0	2 / 1
Washington St.	5-13 / 9-15	2-3 / 1-2	28:14 / 31:46	-03:32	5.5 / 4.8	6.9 / 8.5	6.5 / 6.6	3-46.7 / 3-44.7	2-15.0 / 12-109.0	3 / 1
Nevada	8-12 / 8-14	1-1 / 1-2	24:57 / 35:03	-10:06	4.2 / 5.3	7.8 / 7.3	6.4 / 6.2	3-37.3 / 3-44.3	8-75.0 / 8-75.0	2 / 0
Totals	29-66 / 35-79	4-6 / 5-13	136:17 / 162:12	-25:55	2.9 / 3.8	8.1 / 6.0	6.0 / 4.8	22-40.7 / 23-45.7	28-247.0 / 45-411.0	9 / 6

Note: Game totals are displayed in the format TEAM/OPPONENT for each category



2024-25 San Jose St. Football
Results and Comparison
All games

Page 1/1
as of Oct 07, 2024

	Date	Opponent		Score	Overall	Conf	Time	Attend
	08/29/2024	Sacramento St.	W	42-24	1-0	0-0	3:39	13811
*	09/07/2024	at Air Force	W	17-7	2-0	1-0	3:24	22478
	09/14/2024	Kennesaw St.	W	31-10	3-0	1-0	3:17	11090
	09/20/2024	at Washington St.	Lot2	52-54	3-1	1-0	4:17	24808
*	10/05/2024	Nevada	W	35-31	4-1	2-0	3:17	17099

Opponent	Score	First Downs				Rushing Number-Yards	Passing		Total Offense Plays-Yards	Return Yards	Turn- Overs
		Total	Rush	Pass	Pen		Comp-Att.-Int	Yards			
Sacramento St.	42-24	25 / 23	5 / 12	16 / 9	4 / 2	31-63 / 41-177	21-35-1 / 21-41-2	324 / 179	66-387 / 82-356	49 / 100	3 / 5
Air Force	17-7	15 / 11	2 / 9	12 / 1	1 / 1	34-50 / 46-143	17-33-1 / 7-20-2	262 / 54	67-312 / 66-197	0 / 52	1 / 2
Kennesaw St.	31-10	18 / 10	4 / 4	13 / 5	1 / 1	25-62 / 39-64	26-39-0 / 14-25-2	355 / 128	64-417 / 64-192	73 / 83	3 / 3
Washington St.	52-54	25 / 31	4 / 14	17 / 17	4 / 0	21-116 / 49-237	35-54-2 / 26-46-2	375 / 390	75-491 / 95-627	123 / 58	3 / 2
Nevada	35-31	27 / 23	8 / 11	16 / 10	3 / 2	27-114 / 36-190	23-42-0 / 23-31-1	327 / 226	69-441 / 67-416	60 / 76	0 / 1
Totals	177-126	110 / 98	23 / 50	74 / 42	13 / 6	138-405 / 211-811	122-203-4 / 91-163-9	1643 / 977	341-2048 / 374-1788	305 / 369	10 / 13



2024-25 San Jose St. Football
All-Purpose Yards Game-by-Game
All games

Page 1/1
as of Oct 07, 2024

Player	Total	SacSt	USAFA	KennSt	WSU	Nevada
Nick Nash	712	170	90	225	152	75
Jabari Bates	372	61	15	100	78	118
Justin Lockhart	325	42	44	106	74	59
Floyd Chalk	300	104	50	-5	94	57
Treyshun Hurry	173	38	19	4	66	46
Jackson Canaan	151	-	88	9	32	22
Jacob Stewart	116	50	5	-	51	10
Matthew Coleman	106	21	-	42	11	32
Sebastian Macaluso	67	-	-	-	-	67
Jordan Cobbs	55	-	-	-	55	DNP
Lamar Radcliffe	21	DNP	1	19	1	DNP
Jordan Pollard	9	-	-	-	9	-
Walker Eget	-4	-	-	-	DNP	-4
Emmett Brown	-22	-33	5	-5	-9	20