



Officials: Amy Bonner, Deldre Carr, Ian Caldwell

UC Santa Barbara - 64

Record: 4-0

NO.	Name	F	Min	FG			3P			FT			Rebounds			Fouls		TP	AS	TO	ST	Blocks		+/-
				M-A	M-A	M-A	OR	DR	TOT	PF	FD	BS	BA											
11	Kenny Pohto	F	30:25	5-9	0-0	1-3	4	6	10	0	3	11	7	1	0	0	0	0	0	0	0	0	15	
23	Ariel Bland	F	13:04	0-1	0-0	0-0	0	0	0	4	0	0	0	0	1	0	1	0	1	0	0	0	-4	
4	Cole Anderson	G	30:17	6-9	6-8	0-0	0	2	2	0	0	18	0	0	0	0	0	0	0	0	0	0	16	
10	Jason Fontenet II	G	36:25	3-9	1-7	5-6	2	4	6	1	4	12	1	1	1	1	0	0	0	0	0	4		
30	Stephan Swenson	G	29:38	6-11	3-5	0-0	1	2	3	0	3	15	1	2	2	2	2	1	10	0	0	10		
2	Deuce Turner		21:01	1-7	0-4	0-0	0	2	2	2	0	2	1	1	0	0	0	0	0	0	0	-12		
12	Evans Kipruto		08:05	0-1	0-0	0-0	0	1	1	0	0	0	0	0	0	0	0	0	0	1	0	-8		
00	Koat Keat Tong		22:33	3-7	0-1	0-0	2	2	4	2	0	6	2	0	1	0	0	0	0	0	0	12		
24	Zion Sensley		02:51	0-1	0-0	0-0	0	0	0	0	0	0	0	0	0	0	0	0	0	0	0	-7		
1	Ben Shtolzberg		05:41	0-0	0-0	0-0	0	1	1	0	0	0	0	0	2	0	0	0	0	0	0	-1		
Team							1	2	3			0			0									
<b>Totals</b>				24-55	10-25	6-9	10	22	32	9	10	64	12	8	4	4	1	5						

Shooting By Period		
1st FG%	12-28	42.9%
3PT%	5-15	33.3%
FT%	1-2	50%
2nd FG%	12-27	44.4%
3PT%	5-10	50.0%
FT%	5-7	71.4%
GM FG%	24-55	43.6%
3PT%	10-25	40.0%
FT%	6-9	66.7%

Dead Ball Rebounds: 1, 1

Technical Fouls::NONE

San Jose St. - 59

Record: 1-4

NO.	Name	F	Min	FG			3P			FT			Rebounds			Fouls		TP	AS	TO	ST	Blocks		+/-
				M-A	M-A	M-A	OR	DR	TOT	PF	FD	BS	BA											
24	Sadraque NgaNga	F	18:01	0-3	0-2	0-0	2	4	6	0	1	0	0	2	1	0	0	0	0	0	0	0	-6	
22	Robert Vaihola	C	33:45	2-5	0-0	0-0	1	8	9	2	1	4	2	1	1	1	1	0	4	0	0	4		
0	Donavan Yap Jr.	G	31:39	2-7	1-4	0-0	2	1	3	2	1	5	4	1	0	0	1	-15	0	0	1	-15		
1	Will McClendon	G	31:42	4-13	2-7	2-2	0	0	0	1	1	12	0	2	2	0	1	-4	0	0	1	-4		
9	Josh Uduje	G	32:39	9-16	2-6	2-2	2	5	7	3	2	22	0	2	0	0	2	2	0	0	2	2		
5	Latrell Davis		12:25	1-1	0-0	3-4	0	2	2	1	2	5	0	0	0	0	0	8	0	0	0	8		
13	Jermaine Washington		18:07	2-5	1-3	0-0	0	0	0	0	0	5	1	1	0	0	0	3	0	0	0	3		
6	Sadaidriene Hall		17:52	2-4	0-1	0-0	1	1	2	1	0	4	1	0	2	0	0	-8	0	0	0	-8		
15	Chol Marial		03:50	0-0	0-0	2-2	0	0	0	0	1	2	0	0	0	0	0	-9	0	0	0	-9		
Team							2	1	3			0			0									
<b>Totals</b>				22-54	6-23	9-10	10	22	32	10	9	59	8	9	6	1	4	-5						

Shooting By Period		
1st FG%	11-26	42.3%
3PT%	2-11	18.2%
FT%	3-4	75%
2nd FG%	11-28	39.3%
3PT%	4-12	33.3%
FT%	6-6	100%
GM FG%	22-54	40.7%
3PT%	6-23	26.1%
FT%	9-10	90.0%

Dead Ball Rebounds: 0, 1

Technical Fouls::NONE

	UCSB	SJSU
Biggest lead	8 (1 <sup>st</sup> 3:05)	7 (1 <sup>st</sup> 12:20)
Best Scoring Run	8(2 <sup>nd</sup> 16:28)	10(2 <sup>nd</sup> 18:51)
Lead Changes	7	
Times Tied	7	
Time with Lead	25:51	07:43

Points from	UCSB	SJSU
Turnovers	6	14
Paint	26	30
Second Chance	13	15
Fast Breaks	9	9
Bench	8	16

	Period by Period Scoring		
	1st	2nd	TOT
UCSB	30	34	64
SJSU	27	32	59



**Officials:** Amy Bonner, Deldre Carr, Ian Caldwell

**Period 1**

**Quarter Starters:**

<b>SJSU</b>	0 Yap Jr. D	1 McClendon W	9 Uduje J	22 Vaihola R	24 NgaNga S
<b>UCSB</b>	4 Anderson C	10 Fontenet II J	11 Pohto K	23 Bland A	30 Swenson S

Game Time	SJSU	Score	Diff	UCSB
20:00	22 VAIHOLA R jumpball won			11 POHTO K jumpball lost
19:38	24 NGANGA S turnover bad pass (1)			30 SWENSON S steal (1)
19:31				10 FONTENET II J 3pt FG from turnover, jump shot missed
19:16	22 VAIHOLA R defensive rebound (1)			
19:07	22 VAIHOLA R 2pt FG in the paint, hook shot missed			
19:05	24 NGANGA S offensive rebound (1)			
19:05	24 NGANGA S foul drawn (1)			23 BLAND A foul personal (1 - 1)
18:49	9 UDUJE J 3pt FG second chance, jump shot missed			
18:45	offensive rebound (3)			
18:40	0 YAP JR. D 3pt FG second chance, jump shot made (3)	<b>3-0</b>	<b>3</b>	
18:40	22 VAIHOLA R assist (1)			
18:15				11 POHTO K 2pt FG in the paint, layup missed
18:07				11 POHTO K offensive rebound (1)
18:07		<b>3-2</b>	<b>1</b>	11 POHTO K 2pt FG second chance in the paint, tip-in layup made (2)
17:46	1 MCCLENDON W 3pt FG , jump shot missed			
17:41				10 FONTENET II J defensive rebound (1)
17:17		<b>3-5</b>	<b>-2</b>	4 ANDERSON C 3pt FG , jump shot made (3)
17:17				10 FONTENET II J assist (1)
17:06				11 POHTO K substitution out
17:06				30 SWENSON S substitution out
17:06				2 TURNER D substitution in
17:06				12 KIPRUTO E substitution in
16:53	9 UDUJE J turnover lost ball (1)			10 FONTENET II J steal (1)
16:24	0 YAP JR. D foul drawn (1)			23 BLAND A foul offensive (2 - 2)
16:24				23 BLAND A turnover offensive (1)
16:24	0 YAP JR. D substitution out			
16:24	24 NGANGA S substitution out			
16:24	5 DAVIS L substitution in			
16:24	13 WASHINGTON J substitution in			
16:24				4 ANDERSON C substitution out
16:24				23 BLAND A substitution out
16:24				00 KEAT TONG K substitution in
16:24				30 SWENSON S substitution in
16:24				12 KIPRUTO E substitution out
16:24				4 ANDERSON C substitution in
15:54	13 WASHINGTON J 2pt FG from turnover outside the paint, step back jump shot made (2)	<b>5-5</b>	<b>0</b>	
15:35				2 TURNER D 3pt FG , jump shot missed
15:31	5 DAVIS L defensive rebound (1)			
15:12	1 MCCLENDON W 3pt FG , jump shot missed			
15:08				defensive rebound (3)
15:08	Timeout media			
15:08				4 ANDERSON C substitution out



Official Basketball Play by Play - First Half  
**UC Santa Barbara at San Jose St.**  
 11/17/24 Provident Credit Union Event Center, San Jose, CA  
 2024-25 Men's Basketball

**Game Time:** 2:00 PM  
**Game Duration:** 1:35  
**Attendance:** 1,817

**Officials:** Amy Bonner, Deldre Carr, Ian Caldwell

Game Time	SJSU	Score	Diff	UCSB
15:08				24 SENSLEY Z substitution in
14:54	jump ball situation			
14:54				00 KEAT TONG K substitution out
14:54				11 POHTO K substitution in
14:47	5 DAVIS L foul personal (1 - 1)			11 POHTO K foul drawn (1)
14:33				2 TURNER D 3pt FG , jump shot missed
14:29	9 UDUJE J defensive rebound (1)			
14:10	9 UDUJE J 3pt FG , jump shot made (3)	<b>8-5</b>	<b>3</b>	
14:10	22 VAIHOLA R assist (2)			
13:57	1 MCCLENDON W steal (1)			11 POHTO K turnover lost ball (1)
13:46	9 UDUJE J 2pt FG from turnover in the paint, driving layup made (5)	<b>10-5</b>	<b>5</b>	
13:21				24 SENSLEY Z 2pt FG outside the paint, jump shot missed
13:17	22 VAIHOLA R defensive rebound (2)			
13:05	9 UDUJE J 3pt FG , jump shot missed			
13:03				2 TURNER D defensive rebound (1)
12:39				11 POHTO K 2pt FG in the paint, turnaround jump shot missed
12:35	9 UDUJE J defensive rebound (2)			
12:20	9 UDUJE J 2pt FG in the paint, driving layup made (7)	<b>12-5</b>	<b>7</b>	
12:17				Timeout 30 Sec
12:17	Timeout media			
12:17	1 MCCLENDON W substitution out			
12:17	9 UDUJE J substitution out			
12:17	22 VAIHOLA R substitution out			
12:17	0 YAP JR. D substitution in			
12:17	6 HALL S substitution in			
12:17	15 MARIAL C substitution in			
12:17				24 SENSLEY Z substitution out
12:17				4 ANDERSON C substitution in
12:06		<b>12-8</b>	<b>4</b>	10 FONTENET II J 3pt FG , jump shot made (3)
12:06				2 TURNER D assist (1)
11:45	0 YAP JR. D 3pt FG , jump shot missed			
11:41				4 ANDERSON C defensive rebound (1)
11:23				30 SWENSON S 2pt FG in the paint, driving layup missed
11:20				11 POHTO K offensive rebound (2)
11:20		<b>12-10</b>	<b>2</b>	11 POHTO K 2pt FG second chance in the paint, tip-in layup made (4)
10:51	5 DAVIS L 2pt FG in the paint, driving layup made (2)	<b>14-10</b>	<b>4</b>	
10:51	13 WASHINGTON J assist (1)			
10:31	6 HALL S foul shooting (1 - 2)			10 FONTENET II J foul drawn (1)
10:31				10 FONTENET II J free throw 1 - 2 missed
10:31				offensive dead ball rebound (1)
10:31		<b>14-11</b>	<b>3</b>	10 FONTENET II J free throw 2 - 2 made (4)
10:31	5 DAVIS L substitution out			
10:31	1 MCCLENDON W substitution in			
10:31				10 FONTENET II J substitution out
10:31				30 SWENSON S substitution out
10:31				1 SHTOLZBERG B substitution in
10:31				23 BLAND A substitution in
10:10	15 MARIAL C foul drawn (1)			23 BLAND A foul shooting (3 - 3)



Official Basketball Play by Play - First Half  
**UC Santa Barbara at San Jose St.**  
 11/17/24 Provident Credit Union Event Center, San Jose, CA  
 2024-25 Men's Basketball

**Game Time:** 2:00 PM  
**Game Duration:** 1:35  
**Attendance:** 1,817

**Officials:** Amy Bonner, Deldre Carr, Ian Caldwell

Game Time	SJSU	Score	Diff	UCSB
10:10	15 MARIAL C free throw 1 - 2 made (1)	<b>15-11</b>	<b>4</b>	
10:10				23 BLAND A substitution out
10:10				00 KEAT TONG K substitution in
10:10	15 MARIAL C free throw 2 - 2 made (2)	<b>16-11</b>	<b>5</b>	
09:50		<b>16-13</b>	<b>3</b>	11 POHTO K 2pt FG in the paint, layup made (6)
09:50				00 KEAT TONG K assist (1)
09:30	0 YAP JR. D 3pt FG , jump shot missed			
09:26				1 SHTOLZBERG B defensive rebound (1)
09:13		<b>16-16</b>	<b>0</b>	4 ANDERSON C 3pt FG , jump shot made (6)
09:13				11 POHTO K assist (1)
09:11	Timeout 30 Sec			
09:11	6 HALL S substitution out			
09:11	13 WASHINGTON J substitution out			
09:11	15 MARIAL C substitution out			
09:11	9 UDUJE J substitution in			
09:11	22 VAHOLA R substitution in			
09:11	24 NGANGA S substitution in			
09:11				2 TURNER D substitution out
09:11				10 FONTENET II J substitution in
08:42	9 UDUJE J 2pt FG in the paint, turnaround jump shot missed			
08:40				4 ANDERSON C defensive rebound (2)
08:17				00 KEAT TONG K 2pt FG in the paint, hook shot missed
08:13	24 NGANGA S defensive rebound (2)			
07:58	22 VAHOLA R turnover travel (1)			
07:58				Timeout media
07:58				1 SHTOLZBERG B substitution out
07:58				11 POHTO K substitution out
07:58				12 KIPRUTO E substitution in
07:58				30 SWENSON S substitution in
07:46				10 FONTENET II J 3pt FG from turnover, jump shot missed
07:43	9 UDUJE J defensive rebound (3)			
07:44	9 UDUJE J foul drawn (1)			10 FONTENET II J foul personal (1 - 4)
07:30	24 NGANGA S 3pt FG , jump shot missed			
07:26				10 FONTENET II J defensive rebound (2)
07:22		<b>16-18</b>	<b>-2</b>	10 FONTENET II J 2pt FG fast break in the paint, driving layup made (6)
07:04				12 KIPRUTO E substitution out
07:04				11 POHTO K substitution in
06:47	9 UDUJE J 2pt FG in the paint, driving layup made (9)	<b>18-18</b>	<b>0</b>	
06:47	0 YAP JR. D assist (1)			
06:33		<b>18-20</b>	<b>-2</b>	00 KEAT TONG K 2pt FG in the paint, driving layup made (2)
06:10	0 YAP JR. D 2pt FG in the paint, driving layup missed			
06:06	24 NGANGA S offensive rebound (3)			
06:04	9 UDUJE J 2pt FG second chance in the paint, pull up jump shot made (11)	<b>20-20</b>	<b>0</b>	
05:43		<b>20-22</b>	<b>-2</b>	30 SWENSON S 2pt FG outside the paint, jump shot made (2)
05:25	1 MCCLENDON W 2pt FG in the paint, pull up jump shot missed			
05:21				10 FONTENET II J defensive rebound (3)
05:14		<b>20-25</b>	<b>-5</b>	4 ANDERSON C 3pt FG , jump shot made (9)
05:14				11 POHTO K assist (2)



Official Basketball Play by Play - First Half  
**UC Santa Barbara at San Jose St.**  
 11/17/24 Provident Credit Union Event Center, San Jose, CA  
 2024-25 Men's Basketball

**Game Time:** 2:00 PM  
**Game Duration:** 1:35  
**Attendance:** 1,817

**Officials:** Amy Bonner, Deldre Carr, Ian Caldwell

Game Time	SJSU	Score	Diff	UCSB
04:49	9 UDUJE J 2pt FG in the paint, floating jump shot made (13)	<b>22-25</b>	<b>-3</b>	
04:22		<b>22-28</b>	<b>-6</b>	4 ANDERSON C 3pt FG , jump shot made (12)
04:22				11 POHTO K assist (3)
03:59	24 NGANGA S 2pt FG in the paint, driving layup missed			
03:56				30 SWENSON S defensive rebound (1)
03:43				30 SWENSON S 3pt FG , jump shot missed
03:39	24 NGANGA S defensive rebound (4)			
03:32	1 MCCLENDON W 3pt FG , jump shot missed			
03:28				30 SWENSON S defensive rebound (2)
03:11				4 ANDERSON C 3pt FG , jump shot missed
03:05				10 FONTENET II J offensive rebound (4)
03:05		<b>22-30</b>	<b>-8</b>	10 FONTENET II J 2pt FG second chance in the paint, tip-in dunk made (8)
02:50	0 YAP JR. D 2pt FG in the paint, jump shot blocked			
02:50				30 SWENSON S block (1)
02:44				10 FONTENET II J defensive rebound (5)
02:43	1 MCCLENDON W steal (2)			10 FONTENET II J turnover bad pass (1)
02:39	1 MCCLENDON W 2pt FG fast break from turnover in the paint, driving layup made (2)	<b>24-30</b>	<b>-6</b>	
02:17	0 YAP JR. D foul personal (1 - 3)			30 SWENSON S foul drawn (1)
02:17	Timeout media			
02:17	0 YAP JR. D substitution out			
02:17	1 MCCLENDON W substitution out			
02:17	24 NGANGA S substitution out			
02:17	5 DAVIS L substitution in			
02:17	6 HALL S substitution in			
02:17	13 WASHINGTON J substitution in			
02:17				4 ANDERSON C substitution out
02:17				11 POHTO K substitution out
02:17				2 TURNER D substitution in
02:17				12 KIPRUTO E substitution in
02:09				00 KEAT TONG K 3pt FG , jump shot missed
02:05				10 FONTENET II J offensive rebound (6)
01:50				10 FONTENET II J 3pt FG second chance, jump shot missed
01:45	5 DAVIS L defensive rebound (2)			
01:43	5 DAVIS L foul drawn (1)			2 TURNER D foul shooting (1 - 5)
01:43	5 DAVIS L free throw fast break 1 - 2 made (3)	<b>25-30</b>	<b>-5</b>	
01:43				30 SWENSON S substitution out
01:43				1 SHTOLZBERG B substitution in
01:43	5 DAVIS L free throw fast break 2 - 2 missed			
01:42				00 KEAT TONG K defensive rebound (1)
01:26				2 TURNER D 2pt FG in the paint, floating jump shot missed
01:22				00 KEAT TONG K offensive rebound (2)
01:15				10 FONTENET II J 3pt FG second chance, jump shot missed
01:11	22 VAIHOLA R defensive rebound (3)			
01:07	13 WASHINGTON J 3pt FG , jump shot missed			
01:03				2 TURNER D defensive rebound (2)
00:40				1 SHTOLZBERG B turnover travel (1)
00:40				10 FONTENET II J substitution out
00:40				12 KIPRUTO E substitution out



Official Basketball Play by Play - First Half  
**UC Santa Barbara at San Jose St.**  
11/17/24 Provident Credit Union Event Center, San Jose, CA  
2024-25 Men's Basketball

**Game Time:** 2:00 PM  
**Game Duration:** 1:35  
**Attendance:** 1,817

**Officials:** Amy Bonner, Deldre Carr, Ian Caldwell

Game Time	SJSU	Score	Diff	UCSB
00:40				4 ANDERSON C substitution in
00:40				11 POHTO K substitution in
00:25	9 UDUJE J 2pt FG from turnover in the paint, driving layup made (15)	<b>27-30</b>	<b>-3</b>	
00:01				2 TURNER D 3pt FG , jump shot missed
00:00	defensive dead ball rebound (1)			
<b>END OF PERIOD</b>				
<b>SJSU 27-30 UCSB</b>				



Officials: Amy Bonner, Deldre Carr, Ian Caldwell

UC Santa Barbara - 30

NO.	Name	F	Min	FG	3P	FT	Rebounds			Fouls		TP	AS	TO	ST	Blocks		+/-
				M-A	M-A	M-A	OR	DR	TOT	PF	FD					BS	BA	
11	Kenny Pohto	F	15:17	3-5	0-0	0-0	2	0	2	0	1	6	3	1	0	0	0	4
23	Ariel Bland	F	03:57	0-0	0-0	0-0	0	0	0	3	0	0	0	1	0	0	0	1
4	Cole Anderson	G	15:32	4-5	4-5	0-0	0	2	2	0	0	12	0	0	0	0	0	11
10	Jason Fontenet II	G	17:60	3-7	1-5	1-2	2	4	6	1	1	8	1	1	1	0	0	2
30	Stephan Swenson	G	15:02	1-3	0-1	0-0	0	2	2	0	1	2	0	0	1	1	0	2
2	Deuce Turner		10:12	0-4	0-3	0-0	0	2	2	1	0	0	1	0	0	0	0	-5
12	Evans Kipruto		03:13	0-0	0-0	0-0	0	0	0	0	0	0	0	0	0	0	0	1
00	Koat Keat Tong		11:40	1-3	0-1	0-0	1	1	2	0	0	2	1	0	0	0	0	5
24	Zion Sensley		02:51	0-1	0-0	0-0	0	0	0	0	0	0	0	0	0	0	0	-7
1	Ben Shtolzberg		04:16	0-0	0-0	0-0	0	1	1	0	0	0	0	1	0	0	0	1
Team							0	1	1			0		0				
<b>Totals</b>				12-28	5-15	1-2	5	13	18	5	3	30	6	4	2	1	0	3

Shooting By Period		
1st FG%	12-28	42.9%
3PT%	5-15	33.3%
FT%	1-2	50%
GM FG%	12-28	42.9%
3PT%	5-15	33.3%
FT%	1-2	50.0%

Dead Ball Rebounds: 1, 0

Technical Fouls::NONE

San Jose St. - 27

NO.	Name	F	Min	FG	3P	FT	Rebounds			Fouls		TP	AS	TO	ST	Blocks		+/-
				M-A	M-A	M-A	OR	DR	TOT	PF	FD					BS	BA	
24	Sadraque NgaNga	F	10:30	0-2	0-1	0-0	2	2	4	0	1	0	0	1	0	0	0	-8
22	Robert Vaihola	C	16:54	0-1	0-0	0-0	0	3	3	0	0	0	2	1	0	0	0	4
0	Donavan Yap Jr.	G	13:36	1-5	1-3	0-0	0	0	0	1	1	3	1	0	0	0	1	-15
1	Will McClendon	G	15:57	1-5	0-3	0-0	0	0	0	0	0	2	0	0	2	0	0	-2
9	Josh Uduje	G	16:54	7-10	1-3	0-0	0	3	3	0	1	15	0	1	0	0	0	4
5	Latrell Davis		08:10	1-1	0-0	1-2	0	2	2	1	1	3	0	0	0	0	0	8
13	Jermaine Washington		09:30	1-2	0-1	0-0	0	0	0	0	0	2	1	0	0	0	0	5
6	Sadaidriene Hall		05:23	0-0	0-0	0-0	0	0	0	1	0	0	0	0	0	0	0	-4
15	Chol Marial		03:06	0-0	0-0	2-2	0	0	0	0	1	2	0	0	0	0	0	-7
Team							1	0	1			0		0				
<b>Totals</b>				11-26	2-11	3-4	3	10	13	3	5	27	4	3	2	0	1	-3

Shooting By Period		
1st FG%	11-26	42.3%
3PT%	2-11	18.2%
FT%	3-4	75%
GM FG%	11-26	42.3%
3PT%	2-11	18.2%
FT%	3-4	75.0%

Dead Ball Rebounds: 0, 1

Technical Fouls::NONE

	UCSB	SJSU
Biggest lead	8 (1 <sup>st</sup> 3:05)	7 (1 <sup>st</sup> 12:20)
Best Scoring Run	7(1 <sup>st</sup> 7:22)	9(1 <sup>st</sup> 12:20)
Lead Changes	3	
Times Tied	4	
Time with Lead	08:10	06:20

Points from	UCSB	SJSU
Turnovers	0	8
Paint	12	16
Second Chance	6	5
Fast Breaks	2	3
Bench	2	7

	Period by Period Scoring		
	1st	2nd	TOT
UCSB	30	34	64
SJSU	27	32	59



**Period 2**

**Quarter Starters:**

<b>SJSU</b>	0 Yap Jr. D	1 McClendon W	9 Uduje J	22 Vaihola R	24 NgaNga S
<b>UCSB</b>	4 Anderson C	10 Fontenet II J	11 Pohto K	23 Bland A	30 Swenson S

Game Time	SJSU	Score	Diff	UCSB
20:00	5 DAVIS L substitution out			
20:00	6 HALL S substitution out			
20:00	13 WASHINGTON J substitution out			
20:00	0 YAP JR. D substitution in			
20:00	1 MCCLENDON W substitution in			
20:00	24 NGANGA S substitution in			
20:00				00 KEAT TONG K substitution out
20:00				1 SHTOLZBERG B substitution out
20:00				2 TURNER D substitution out
20:00				10 FONTENET II J substitution in
20:00				23 BLAND A substitution in
20:00				30 SWENSON S substitution in
19:47	1 MCCLENDON W 3pt FG , jump shot made (5)	<b>30-30</b>	<b>0</b>	
19:12				10 FONTENET II J 3pt FG , jump shot missed
19:09	defensive rebound (14)			
18:55	22 VAIHOLA R 2pt FG in the paint, layup missed			
18:51	0 YAP JR. D offensive rebound (1)			
18:51	22 VAIHOLA R 2pt FG second chance in the paint, layup made (2)	<b>32-30</b>	<b>2</b>	
18:51	0 YAP JR. D assist (2)			
18:24	24 NGANGA S steal (1)			30 SWENSON S turnover bad pass (1)
18:18	9 UDUJE J 2pt FG from turnover in the paint, driving layup blocked			
18:18				23 BLAND A block (1)
18:18	offensive rebound (16)			
17:56	1 MCCLENDON W 2pt FG from turnover second chance outside the paint, floating jump shot missed			
17:54				11 POHTO K defensive rebound (3)
17:47		<b>32-33</b>	<b>-1</b>	4 ANDERSON C 3pt FG , jump shot made (15)
17:47				30 SWENSON S assist (1)
17:27	9 UDUJE J 3pt FG , jump shot missed			
17:24				11 POHTO K defensive rebound (4)
17:20	9 UDUJE J foul personal (1 - 1)			10 FONTENET II J foul drawn (2)
17:20				23 BLAND A substitution out
17:20				00 KEAT TONG K substitution in
17:15		<b>32-36</b>	<b>-4</b>	30 SWENSON S 3pt FG , jump shot made (5)
17:15				11 POHTO K assist (4)
17:00	0 YAP JR. D foul offensive (2 - 2)			30 SWENSON S foul drawn (2)
17:00	0 YAP JR. D turnover offensive (1)			
16:43				11 POHTO K 2pt FG from turnover in the paint, hook shot missed
16:40	22 VAIHOLA R defensive rebound (4)			
16:36	1 MCCLENDON W 2pt FG in the paint, driving layup missed			
16:33				11 POHTO K defensive rebound (5)





Official Basketball Play by Play - Second Half  
**UC Santa Barbara at San Jose St.**  
 11/17/24 Provident Credit Union Event Center, San Jose, CA  
 2024-25 Men's Basketball

**Game Time:** 2:00 PM  
**Game Duration:** 1:35  
**Attendance:** 1,817

**Officials:** Amy Bonner, Deldre Carr, Ian Caldwell

Game Time	SJSU	Score	Diff	UCSB
16:28	1 MCCLENDON W foul shooting (1 - 3)			10 FONTENET II J foul drawn (3)
16:28		<b>32-37</b>	<b>-5</b>	10 FONTENET II J free throw fast break 1 - 2 made (9)
16:28				11 POHTO K substitution out
16:28				30 SWENSON S substitution out
16:28				2 TURNER D substitution in
16:28				12 KIPRUTO E substitution in
16:28		<b>32-38</b>	<b>-6</b>	10 FONTENET II J free throw fast break 2 - 2 made (10)
16:10	24 NGANGA S turnover travel (2)			
15:53				4 ANDERSON C 2pt FG from turnover in the paint, floating jump shot missed
15:48	24 NGANGA S defensive rebound (5)			
15:37	24 NGANGA S 3pt FG , jump shot missed			
15:33	22 VAIHOLA R offensive rebound (5)			
15:24	1 MCCLENDON W 3pt FG second chance, jump shot made (8)	<b>35-38</b>	<b>-3</b>	
15:02				2 TURNER D 2pt FG in the paint, driving layup missed
15:00	24 NGANGA S defensive rebound (6)			
14:57	1 MCCLENDON W 2pt FG fast break in the paint, driving layup made (10)	<b>37-38</b>	<b>-1</b>	
14:57	0 YAP JR. D assist (3)			
14:54				Timeout 30 Sec
14:54	Timeout media			
14:54	0 YAP JR. D substitution out			
14:54	22 VAIHOLA R substitution out			
14:54	24 NGANGA S substitution out			
14:54	6 HALL S substitution in			
14:54	13 WASHINGTON J substitution in			
14:54	15 MARIAL C substitution in			
14:54				4 ANDERSON C substitution out
14:54				12 KIPRUTO E substitution out
14:54				11 POHTO K substitution in
14:54				30 SWENSON S substitution in
14:42				10 FONTENET II J 3pt FG , jump shot missed
14:38	9 UDUJE J defensive rebound (4)			
14:17	1 MCCLENDON W turnover bad pass (1)			00 KEAT TONG K steal (1)
14:13		<b>37-40</b>	<b>-3</b>	2 TURNER D 2pt FG fast break from turnover in the paint, driving layup made (2)
14:13				00 KEAT TONG K assist (2)
14:10	Timeout media			
14:10	15 MARIAL C substitution out			
14:10	22 VAIHOLA R substitution in			
13:55	1 MCCLENDON W turnover lost ball (2)			30 SWENSON S steal (2)
13:51		<b>37-42</b>	<b>-5</b>	30 SWENSON S 2pt FG fast break from turnover in the paint, driving layup made (7)
13:23	9 UDUJE J 2pt FG in the paint, floating jump shot made (17)	<b>39-42</b>	<b>-3</b>	
12:57	22 VAIHOLA R foul personal (1 - 4)			11 POHTO K foul drawn (2)
12:57	1 MCCLENDON W substitution out			
12:57	9 UDUJE J substitution out			
12:57	0 YAP JR. D substitution in			
12:57	5 DAVIS L substitution in			
12:57				10 FONTENET II J substitution out



Official Basketball Play by Play - Second Half  
**UC Santa Barbara at San Jose St.**  
 11/17/24 Provident Credit Union Event Center, San Jose, CA  
 2024-25 Men's Basketball

**Game Time:** 2:00 PM  
**Game Duration:** 1:35  
**Attendance:** 1,817

**Officials:** Amy Bonner, Deldre Carr, Ian Caldwell

Game Time	SJSU	Score	Diff	UCSB
12:57				4 ANDERSON C substitution in
12:51				00 KEAT TONG K 2pt FG in the paint, layup missed
12:48				11 POHTO K offensive rebound (6)
12:48		<b>39-44</b>	<b>-5</b>	11 POHTO K 2pt FG second chance in the paint, tip-in layup made (8)
12:47	22 VAIHOLA R foul shooting (2 - 5)			11 POHTO K foul drawn (3)
12:47				30 SWENSON S substitution out
12:47				1 SHTOLZBERG B substitution in
12:47				11 POHTO K free throw 1 - 1 missed
12:44	22 VAIHOLA R defensive rebound (6)			
12:31	6 HALL S 3pt FG , jump shot missed			
12:27				00 KEAT TONG K defensive rebound (3)
12:14				11 POHTO K 2pt FG in the paint, layup missed
12:09	22 VAIHOLA R defensive rebound (7)			
11:50	6 HALL S 2pt FG in the paint, hook shot made (2)	<b>41-44</b>	<b>-3</b>	
11:34	6 HALL S steal (1)			1 SHTOLZBERG B turnover bad pass (2)
11:22	5 DAVIS L foul drawn (2)			00 KEAT TONG K foul shooting (1 - 1)
11:22	Timeout media			
11:22				00 KEAT TONG K substitution out
11:22				1 SHTOLZBERG B substitution out
11:22				2 TURNER D substitution out
11:22				10 FONTENET II J substitution in
11:22				23 BLAND A substitution in
11:22				30 SWENSON S substitution in
11:22	5 DAVIS L free throw 1 - 2 made (4)	<b>42-44</b>	<b>-2</b>	
11:22	5 DAVIS L free throw 2 - 2 made (5)	<b>43-44</b>	<b>-1</b>	
10:54				30 SWENSON S 3pt FG , jump shot missed
10:51				11 POHTO K offensive rebound (7)
10:50		<b>43-47</b>	<b>-4</b>	4 ANDERSON C 3pt FG second chance, jump shot made (18)
10:50				11 POHTO K assist (5)
10:16	13 WASHINGTON J 3pt FG , jump shot made (5)	<b>46-47</b>	<b>-1</b>	
10:16	6 HALL S assist (1)			
09:47				30 SWENSON S 2pt FG in the paint, driving layup blocked
09:47	22 VAIHOLA R block (1)			
09:47				offensive rebound (25)
09:43				23 BLAND A 2pt FG second chance in the paint, layup missed
09:41				30 SWENSON S offensive rebound (3)
09:28		<b>46-49</b>	<b>-3</b>	11 POHTO K 2pt FG second chance in the paint, layup made (10)
08:58	13 WASHINGTON J 3pt FG , jump shot missed			
08:53	6 HALL S offensive rebound (1)			
08:42	22 VAIHOLA R foul drawn (1)			23 BLAND A foul personal (4 - 2)
08:42	5 DAVIS L substitution out			
08:42	6 HALL S substitution out			
08:42	22 VAIHOLA R substitution out			
08:42	1 MCCLENDON W substitution in			
08:42	9 UDUJE J substitution in			
08:42	24 NGANGA S substitution in			
08:42				23 BLAND A substitution out
08:42				30 SWENSON S substitution out



Official Basketball Play by Play - Second Half  
**UC Santa Barbara at San Jose St.**  
 11/17/24 Provident Credit Union Event Center, San Jose, CA  
 2024-25 Men's Basketball

**Game Time:** 2:00 PM  
**Game Duration:** 1:35  
**Attendance:** 1,817

**Officials:** Amy Bonner, Deldre Carr, Ian Caldwell

Game Time	SJSU	Score	Diff	UCSB
08:42				00 KEAT TONG K substitution in
08:42				2 TURNER D substitution in
08:33	9 UDUJE J turnover lost ball (2)			
08:19		<b>46-51</b>	<b>-5</b>	00 KEAT TONG K 2pt FG from turnover in the paint, layup made (4)
08:19				11 POHTO K assist (6)
07:54	0 YAP JR. D 2pt FG in the paint, driving layup made (5)	<b>48-51</b>	<b>-3</b>	
07:29				00 KEAT TONG K 2pt FG in the paint, hook shot missed
07:25	0 YAP JR. D defensive rebound (2)			
07:05	13 WASHINGTON J turnover lost ball (1)			
06:55				2 TURNER D 3pt FG from turnover, jump shot missed
06:50	9 UDUJE J defensive rebound (5)			
06:21	13 WASHINGTON J 2pt FG in the paint, floating jump shot missed			
06:17				defensive rebound (27)
06:17	Timeout media			
06:17	13 WASHINGTON J substitution out			
06:17	24 NGANGA S substitution out			
06:17	6 HALL S substitution in			
06:17	22 VAIHOLA R substitution in			
06:17				2 TURNER D substitution out
06:17				30 SWENSON S substitution in
06:03		<b>48-53</b>	<b>-5</b>	00 KEAT TONG K 2pt FG in the paint, layup made (6)
06:03				11 POHTO K assist (7)
05:50	1 MCCLENDON W 3pt FG , jump shot missed			
05:45				11 POHTO K defensive rebound (8)
05:27				4 ANDERSON C 3pt FG , jump shot missed
05:23				00 KEAT TONG K offensive rebound (4)
05:11	22 VAIHOLA R steal (1)			30 SWENSON S turnover bad pass (2)
05:06	9 UDUJE J foul drawn (2)			00 KEAT TONG K foul shooting (2 - 3)
05:06	9 UDUJE J free throw fast break 1 - 2 made (18)	<b>49-53</b>	<b>-4</b>	
05:06				00 KEAT TONG K substitution out
05:06				23 BLAND A substitution in
05:06	9 UDUJE J free throw fast break 2 - 2 made (19)	<b>50-53</b>	<b>-3</b>	
04:37		<b>50-56</b>	<b>-6</b>	30 SWENSON S 3pt FG , jump shot made (10)
04:37				Timeout 30 Sec
04:37				4 ANDERSON C substitution out
04:37				11 POHTO K substitution out
04:37				2 TURNER D substitution in
04:37				12 KIPRUTO E substitution in
04:08	6 HALL S 2pt FG in the paint, floating jump shot made (4)	<b>52-56</b>	<b>-4</b>	
03:36		<b>52-58</b>	<b>-6</b>	30 SWENSON S 2pt FG in the paint, turnaround jump shot made (12)
03:25	1 MCCLENDON W 2pt FG in the paint, layup blocked			
03:25				12 KIPRUTO E block (1)
03:21	9 UDUJE J offensive rebound (6)			
03:20	9 UDUJE J 3pt FG second chance, jump shot made (22)	<b>55-58</b>	<b>-3</b>	
03:20	0 YAP JR. D assist (4)			
03:02				12 KIPRUTO E 2pt FG in the paint, pull up jump shot missed
02:59	6 HALL S defensive rebound (2)			



Official Basketball Play by Play - Second Half  
**UC Santa Barbara at San Jose St.**  
 11/17/24 Provident Credit Union Event Center, San Jose, CA  
 2024-25 Men's Basketball

**Game Time:** 2:00 PM  
**Game Duration:** 1:35  
**Attendance:** 1,817

**Officials:** Amy Bonner, Deldre Carr, Ian Caldwell

Game Time	SJSU	Score	Diff	UCSB
02:47	6 HALL S 2pt FG in the paint, turnaround jump shot missed			
02:43	9 UDUJE J offensive rebound (7)			
02:32	22 VAIHOLA R 2pt FG second chance in the paint, hook shot made (4)	<b>57-58</b>	<b>-1</b>	
02:08				30 SWENSON S 2pt FG in the paint, driving layup missed
02:06	22 VAIHOLA R defensive rebound (8)			
01:56	9 UDUJE J 3pt FG , jump shot missed			
01:52				12 KIPRUTO E defensive rebound (1)
01:23	6 HALL S steal (2)			2 TURNER D turnover lost ball (1)
01:19	1 MCCLENDON W foul drawn (1)			2 TURNER D foul shooting (2 - 4)
01:19	Timeout media			
01:19				2 TURNER D substitution out
01:19				12 KIPRUTO E substitution out
01:19				23 BLAND A substitution out
01:19				00 KEAT TONG K substitution in
01:19				4 ANDERSON C substitution in
01:19				11 POHTO K substitution in
01:19	1 MCCLENDON W free throw fast break 1 - 2 made (11)	<b>58-58</b>	<b>0</b>	
01:19	1 MCCLENDON W free throw fast break 2 - 2 made (12)	<b>59-58</b>	<b>1</b>	
01:00	9 UDUJE J foul shooting (2 - 6)			10 FONTENET II J foul drawn (4)
01:00		<b>59-59</b>	<b>0</b>	10 FONTENET II J free throw 1 - 2 made (11)
01:00		<b>59-60</b>	<b>-1</b>	10 FONTENET II J free throw 2 - 2 made (12)
00:43	22 VAIHOLA R 2pt FG in the paint, layup missed			
00:41				11 POHTO K defensive rebound (9)
00:20		<b>59-63</b>	<b>-4</b>	30 SWENSON S 3pt FG , jump shot made (15)
00:13	1 MCCLENDON W 3pt FG , jump shot missed			
00:07	0 YAP JR. D offensive rebound (3)			
00:06	9 UDUJE J 2pt FG second chance in the paint, driving layup blocked			
00:06				30 SWENSON S block (2)
00:05				11 POHTO K defensive rebound (10)
00:04	9 UDUJE J foul personal (3 - 7)			30 SWENSON S foul drawn (3)
00:04		<b>59-64</b>	<b>-5</b>	11 POHTO K 1&1 free throw 1 made (11)
00:04				11 POHTO K 1&1 free throw 2 missed
00:03	22 VAIHOLA R defensive rebound (9)			
00:00	0 YAP JR. D 3pt FG , jump shot missed			
00:00				defensive dead ball rebound (2)
<b>END OF GAME</b>				
<b>SJSU 59-64 UCSB</b>				



**Officials:** Amy Bonner, Deldre Carr, Ian Caldwell

**UC Santa Barbara - 34**

NO.	Name	Min	FG	3P	FT	Rebounds			Fouls		TP	AS	TO	ST	Blocks		+/-
			M-A	M-A	M-A	OR	DR	TOT	PF	FD					BS	BA	
11	Kenny Pohto	F 15:08	2-4	0-0	1-3	2	6	8	0	2	5	4	0	0	0	0	11
23	Ariel Bland	F 09:07	0-1	0-0	0-0	0	0	0	1	0	0	0	0	0	1	0	-5
4	Cole Anderson	G 14:45	2-4	2-3	0-0	0	0	0	0	0	6	0	0	0	0	0	5
10	Jason Fontenet II	G 18:25	0-2	0-2	4-4	0	0	0	0	3	4	0	0	0	0	0	2
30	Stephan Swenson	G 14:36	5-8	3-4	0-0	1	0	1	0	2	13	1	2	1	1	1	8
00	Koat Keat Tong	10:53	2-4	0-0	0-0	1	1	2	2	0	4	1	0	1	0	0	7
2	Deuce Turner	10:49	1-3	0-1	0-0	0	0	0	1	0	2	0	1	0	0	0	-7
12	Evans Kipruto	04:52	0-1	0-0	0-0	0	1	1	0	0	0	0	0	0	1	0	-9
1	Ben Shtolzberg	01:25	0-0	0-0	0-0	0	0	0	0	0	0	0	1	0	0	0	-2
Team						1	1	2			0		0				
<b>Totals</b>			12-27	5-10	5-7	5	9	14	4	7	34	6	4	2	3	1	2

Shooting By Period		
2 <sup>nd</sup> FG%	12-27	44.4%
3PT%	5-10	50.0%
FT%	5-7	71.4%
GM FG%	12-27	44.4%
3PT%	5-10	50.0%
FT%	5-7	71.4%

Dead Ball Rebounds: 0, 1

Technical Fouls::NONE

**San Jose St. - 32**

NO.	Name	Min	FG	3P	FT	Rebounds			Fouls		TP	AS	TO	ST	Blocks		+/-
			M-A	M-A	M-A	OR	DR	TOT	PF	FD					BS	BA	
24	Sadraque NgaNga	F 07:31	0-1	0-1	0-0	0	2	2	0	0	0	0	1	1	0	0	2
22	Robert Vaihola	C 16:51	2-4	0-0	0-0	1	5	6	2	1	4	0	0	1	1	0	0
0	Donavan Yap Jr.	G 18:03	1-2	0-1	0-0	2	1	3	1	0	2	3	1	0	0	0	0
1	Will McClendon	G 15:45	3-8	2-4	2-2	0	0	0	1	1	10	0	2	0	0	1	-2
9	Josh Uduje	G 15:45	2-6	1-3	2-2	2	2	4	3	1	7	0	1	0	0	2	-2
6	Sadaidriene Hall	12:29	2-4	0-1	0-0	1	1	2	0	0	4	1	0	2	0	0	-4
13	Jermaine Washington	08:37	1-3	1-2	0-0	0	0	0	0	0	3	0	1	0	0	0	-2
15	Chol Marial	00:44	0-0	0-0	0-0	0	0	0	0	0	0	0	0	0	0	0	-2
5	Latrell Davis	04:15	0-0	0-0	2-2	0	0	0	0	1	2	0	0	0	0	0	0
Team						1	1	2			0		0				
<b>Totals</b>			11-28	4-12	6-6	7	12	19	7	4	32	4	6	4	1	3	-2

Shooting By Period		
2 <sup>nd</sup> FG%	11-28	39.3%
3PT%	4-12	33.3%
FT%	6-6	100%
GM FG%	11-28	39.3%
3PT%	4-12	33.3%
FT%	6-6	100.0%

Dead Ball Rebounds: 0, 0

Technical Fouls::NONE

	UCSB	SJSU
<b>Biggest lead</b>	6 (2 <sup>nd</sup> 16:28)	2 (2 <sup>nd</sup> 18:51)
<b>Best Scoring Run</b>	8 (2 <sup>nd</sup> 16:28)	7 (2 <sup>nd</sup> 1:19)
<b>Lead Changes</b>	4	
<b>Times Tied</b>	3	
<b>Time with Lead</b>	17:28	01:23

Points from	UCSB	SJSU
<b>Turnovers</b>	6	6
<b>Paint</b>	14	14
<b>Second Chance</b>	7	10
<b>Fast Breaks</b>	7	6
<b>Bench</b>	6	9

	Period by Period Scoring		
	1st	2nd	TOT
<b>UCSB</b>	30	34	64
<b>SJSU</b>	27	32	59



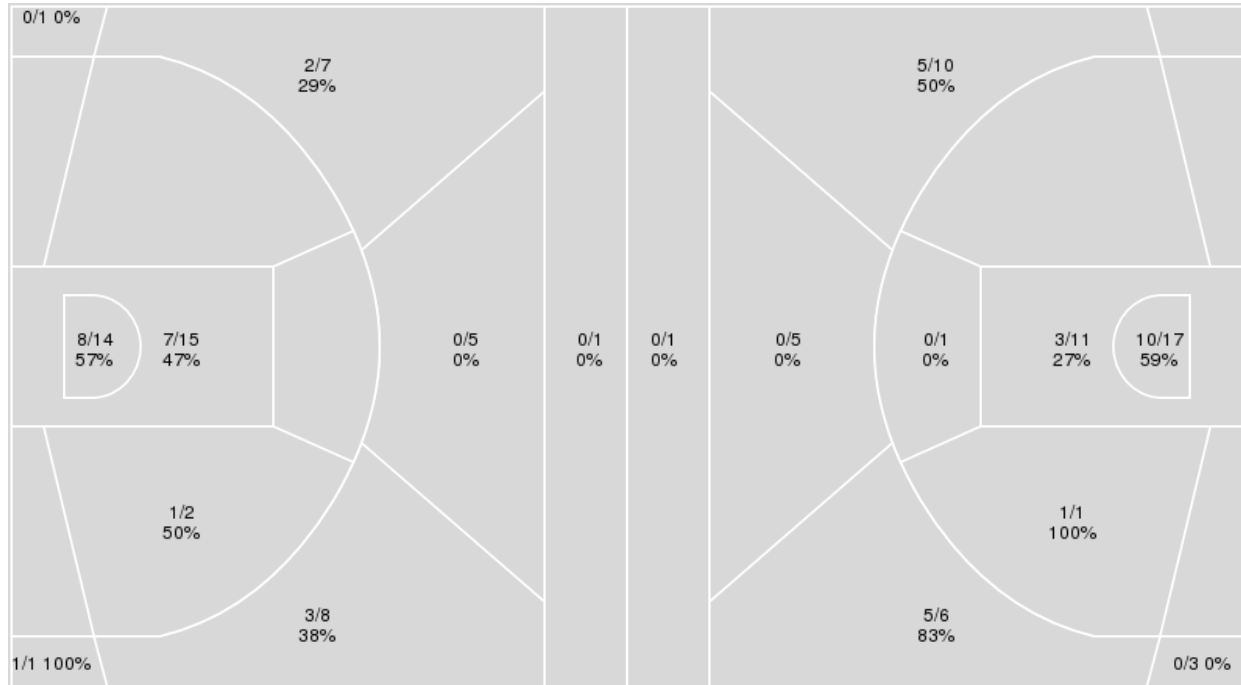
**Officials:** Amy Bonner, Deldre Carr, Ian Caldwell

{ Players => All; } FG Types => All; Results => All;

{ Players => All; } FG Types => All; Results => All;

**San Jose St.**

**UC Santa Barbara**



San Jose St.	M/A	%
Field Goals	22/54	41
2 Points	16/31	52
3 Points	6/23	26
Free Throws	9/10	90

UC Santa Barbara	M/A	%
Field Goals	24/55	44
2 Points	14/30	47
3 Points	10/25	40
Free Throws	6/9	67



**Officials:** Amy Bonner, Deldre Carr, Ian Caldwell

**UC Santa Barbara**

No	Name	Mins		Score		Points Diff		Points per Min		Assists		Rebounds		Steals		Turnovers	
		On	Off	On	Off	On	Off	On	Off	On	Off	On	Off	On	Off	On	Off
00	Koat Keat Tong	22:33	17:27	40 - 28	24 - 31	12	-7	1.77	1.38	8	4	21	11	2	2	4	4
1	Ben Shtolzberg	05:41	34:19	5 - 6	59 - 53	-1	6	0.88	1.72	2	10	6	26	0	4	2	6
2	Deuce Turner	21:01	18:59	22 - 34	42 - 25	-12	17	1.05	2.21	5	7	13	19	3	1	5	3
4	Cole Anderson	30:17	09:43	58 - 42	6 - 17	16	-11	1.91	0.62	11	1	26	6	2	2	5	3
10	Jason Fontenet II	36:25	03:35	57 - 53	7 - 6	4	1	1.57	1.95	10	2	29	3	4	0	7	1
11	Kenny Pohto	30:25	09:35	59 - 44	5 - 15	15	-10	1.94	0.52	12	0	25	7	3	1	5	3
12	Evans Kipruto	08:05	31:55	5 - 13	59 - 46	-8	13	0.62	1.85	0	12	6	26	1	3	3	5
23	Ariel Bland	13:04	26:56	18 - 22	46 - 37	-4	9	1.38	1.71	3	9	8	24	2	2	3	5
24	Zion Sensley	02:51	37:09	0 - 7	64 - 52	-7	12	0.00	1.72	0	12	1	31	0	4	1	7
30	Stephan Swenson	29:38	10:22	56 - 46	8 - 13	10	-5	1.89	0.77	9	3	25	7	3	1	5	3

**San Jose St.**

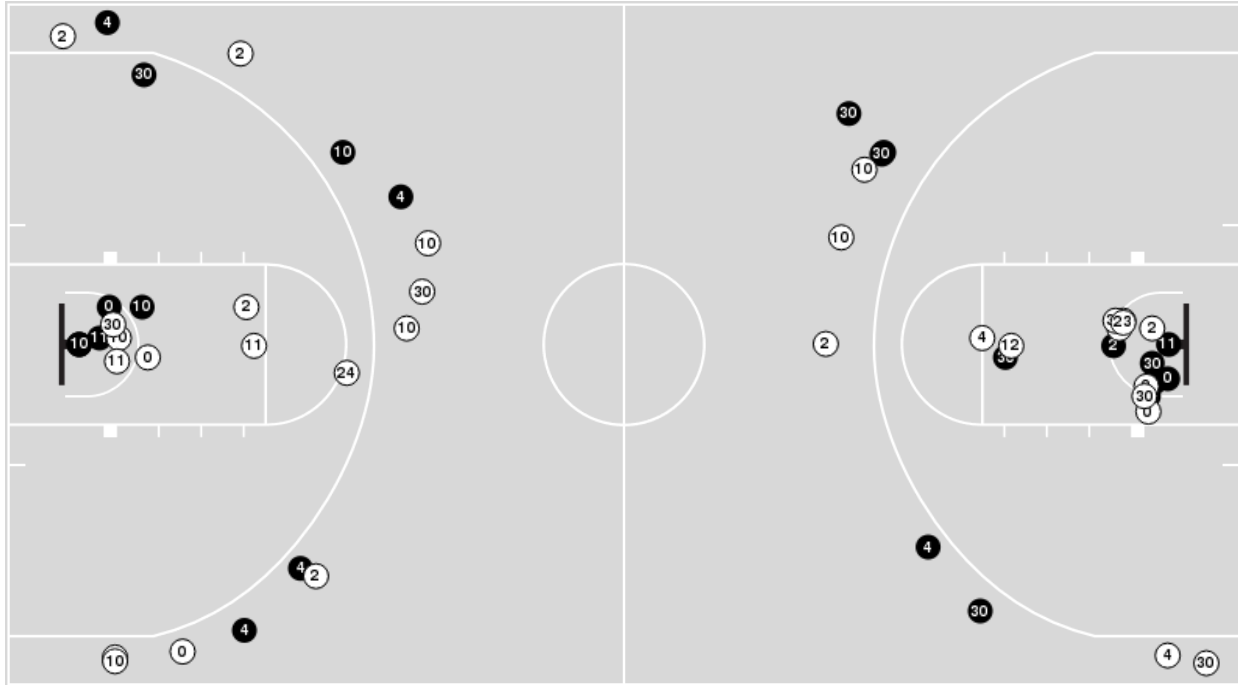
No	Name	Mins		Score		Points Diff		Points per Min		Assists		Rebounds		Steals		Turnovers	
		On	Off	On	Off	On	Off	On	Off	On	Off	On	Off	On	Off	On	Off
0	Donavan Yap Jr.	31:39	08:21	45 - 60	14 - 4	-15	10	1.42	1.68	7	1	25	7	5	1	7	2
1	Will McClendon	31:42	08:18	47 - 51	12 - 13	-4	-1	1.48	1.45	6	2	27	5	5	1	9	0
5	Latrell Davis	12:25	27:35	21 - 13	38 - 51	8	-13	1.69	1.38	3	5	9	23	2	4	0	9
6	Sadaidriene Hall	17:52	22:08	27 - 35	32 - 29	-8	3	1.51	1.45	3	5	12	20	3	3	2	7
9	Josh Uduje	32:39	07:21	48 - 46	11 - 18	2	-7	1.47	1.50	6	2	29	3	5	1	9	0
13	Jermaine Washington	18:07	21:53	27 - 24	32 - 40	3	-8	1.49	1.46	3	5	12	20	2	4	4	5
15	Chol Marial	03:50	36:10	4 - 13	55 - 51	-9	4	1.04	1.52	1	7	1	31	0	6	1	8
22	Robert Vaihola	33:45	06:15	53 - 49	6 - 15	4	-9	1.57	0.96	7	1	29	3	6	0	6	3
24	Sadraque NgaNga	18:01	21:59	23 - 29	36 - 35	-6	1	1.28	1.64	4	4	16	16	2	4	7	2



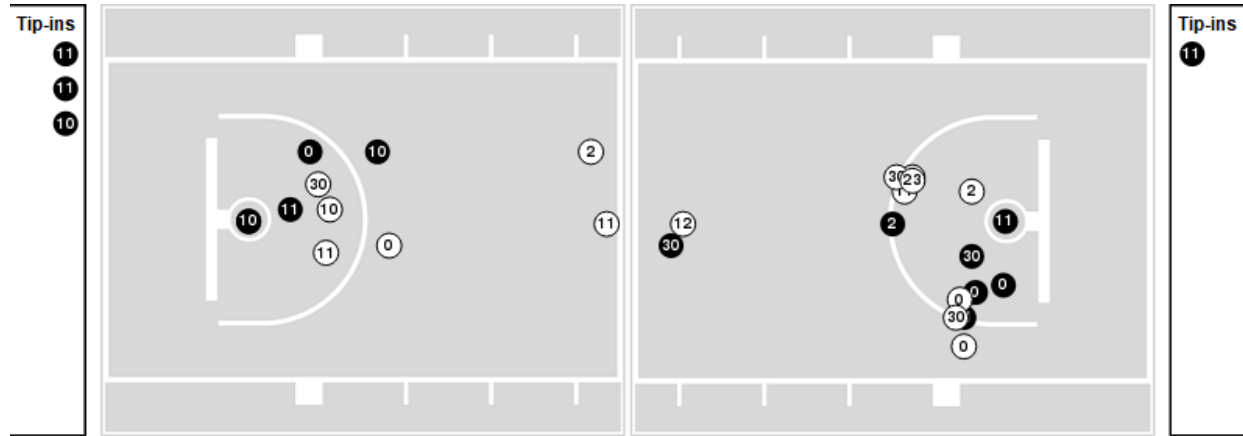
**Officials:** Amy Bonner, Deldre Carr, Ian Caldwell

Players => AllFG Types=>AllResults=>All  
**UC Santa Barbara**

**All Field Goals**



**Blow Up Chart**



**N** Made    **O** Missed    **N** - Player Number

UC Santa Barbara	M/A	%
Field Goals	24/55	44
2 Points	14/30	47
3 Points	10/25	40
Free Throws	6/9	67

UC Santa Barbara	M/A	%
Points in the Paint	26 (13 / 28)	46
Fast Break Points	9 (6/7)	86
Second Chance Points	13 (6/10)	60
Effective FG%	53	



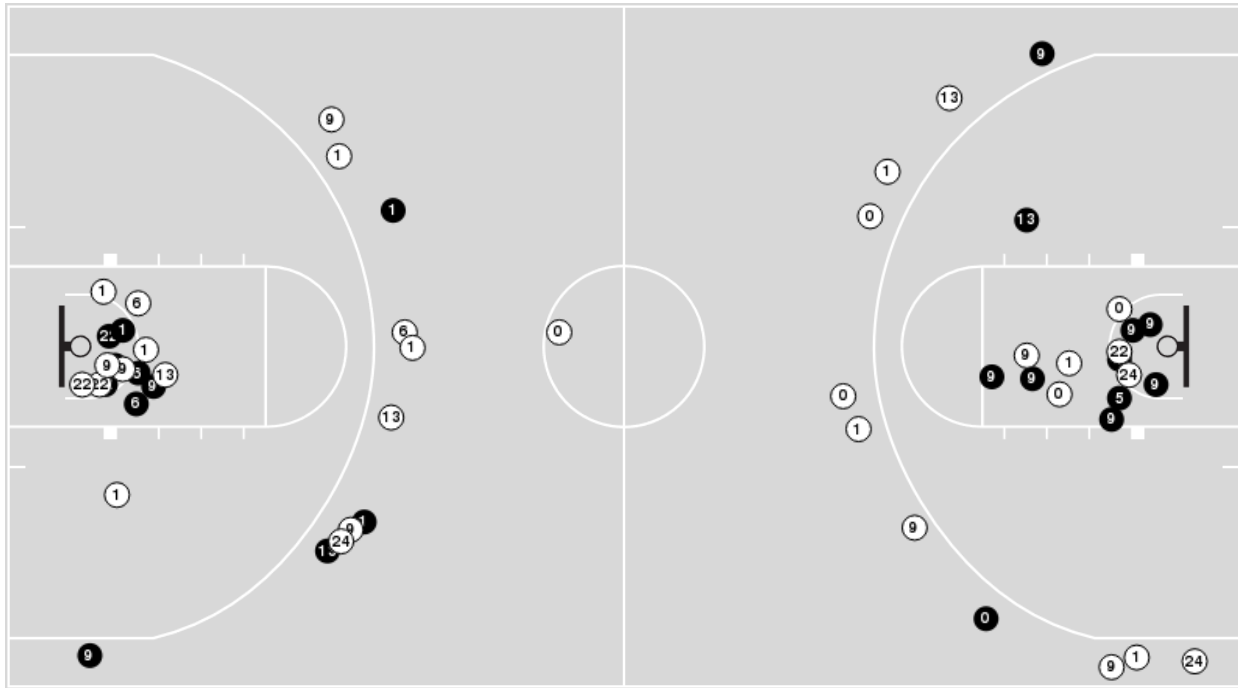


**Officials:** Amy Bonner, Deldre Carr, Ian Caldwell

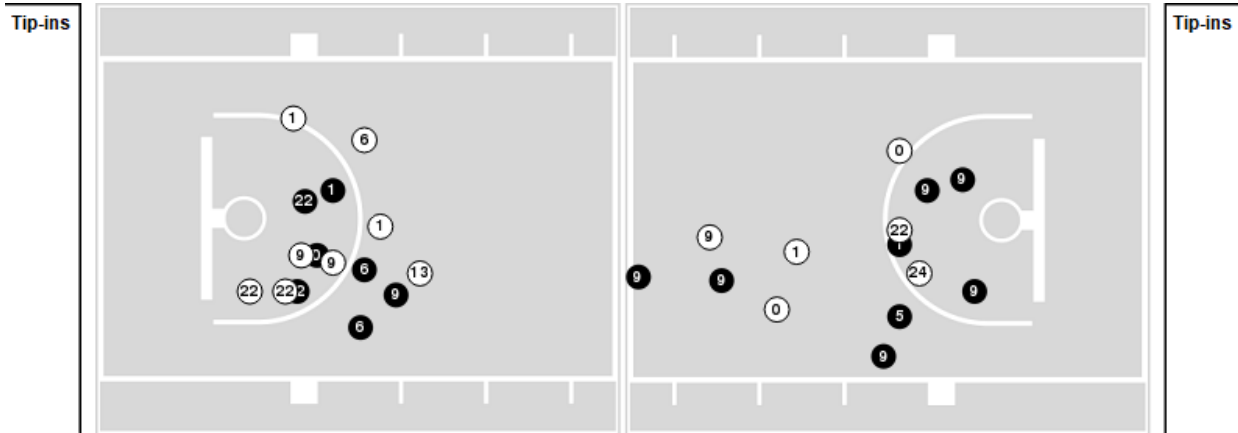
Players => AllFG Types=>AllResults=>All

**San Jose St.**

**All Field Goals**



**Blow Up Chart**



● Made    ○ Missed    N - Player Number

San Jose St.	M/A	%
Field Goals	22/54	41
2 Points	16/31	52
3 Points	6/23	26
Free Throws	9/10	90

San Jose St.	M/A	%
Points in the Paint	30 (15 / 29)	52
Fast Break Points	9 (7/8)	88
Second Chance Points	15 (6/9)	67
Effective FG%	46	



**Officials:** Amy Bonner, Deldre Carr, Ian Caldwell

**UC Santa Barbara**

Lineup	Quarter On	Time On	Quarter Off	Time Off	Time on Court	Score	Score Diff	Reb	Stl	Tov	Ass	PPP
4- Anderson C/ 10- Fontenet II J/ 11- Pohto K/ 23- Bland A/ 30- Swenson S/	1	20:00	1	17:06	02:54	5-3	2	2	1	0	1	1.6667
2- Turner D/ 4- Anderson C/ 10- Fontenet II J/ 12- Kipruto E/ 23- Bland A/	1	17:06	1	16:24	00:42	0-0	0	0	1	1	0	0.0000
00- Keat Tong K/ 2- Turner D/ 10- Fontenet II J/ 12- Kipruto E/ 30- Swenson S/	1	16:24	1	16:24	00:00	0-0	0	0	0	0	0	0.0000
00- Keat Tong K/ 2- Turner D/ 4- Anderson C/ 10- Fontenet II J/ 30- Swenson S/	1	16:24	1	15:08	01:16	0-2	-2	1	0	0	0	0.0000
00- Keat Tong K/ 2- Turner D/ 10- Fontenet II J/ 24- Sensley Z/ 30- Swenson S/	1	15:08	1	14:54	00:14	0-0	0	0	0	0	0	0.0000
2- Turner D/ 10- Fontenet II J/ 11- Pohto K/ 24- Sensley Z/ 30- Swenson S/	1	14:54	1	12:17	02:37	0-7	-7	1	0	1	0	0.0000
2- Turner D/ 4- Anderson C/ 10- Fontenet II J/ 11- Pohto K/ 30- Swenson S/	1	12:17	1	10:31	01:46	6-2	4	2	0	0	1	2.0833
1- Shtolzberg B/ 2- Turner D/ 4- Anderson C/ 11- Pohto K/ 23- Bland A/	1	10:31	1	10:10	00:21	0-1	-1	0	0	0	0	0.0000
00- Keat Tong K/ 1- Shtolzberg B/ 2- Turner D/ 4- Anderson C/ 11- Pohto K/	1	10:10	1	09:11	00:59	5-1	4	1	0	0	2	2.5000
00- Keat Tong K/ 1- Shtolzberg B/ 4- Anderson C/ 10- Fontenet II J/ 11- Pohto K/	1	09:11	1	07:58	01:13	0-0	0	1	0	0	0	0.0000
00- Keat Tong K/ 4- Anderson C/ 10- Fontenet II J/ 12- Kipruto E/ 30- Swenson S/	1	07:58	1	07:04	00:54	2-0	2	1	0	0	0	1.0000
00- Keat Tong K/ 4- Anderson C/ 10- Fontenet II J/ 11- Pohto K/ 30- Swenson S/	1	07:04	1	02:17	04:47	12-8	4	5	0	1	2	1.7143
00- Keat Tong K/ 2- Turner D/ 10- Fontenet II J/ 12- Kipruto E/ 30- Swenson S/	1	02:17	1	01:43	00:34	0-1	-1	1	0	0	0	0.0000
00- Keat Tong K/ 1- Shtolzberg B/ 2- Turner D/ 10- Fontenet II J/ 12- Kipruto E/	1	01:43	1	00:40	01:02	0-0	0	3	0	1	0	0.0000
00- Keat Tong K/ 1- Shtolzberg B/ 2- Turner D/ 4- Anderson C/ 11- Pohto K/	1	00:40	2	20:00	00:40	0-2	-2	0	0	0	0	0.0000
4- Anderson C/ 10- Fontenet II J/ 11- Pohto K/ 23- Bland A/ 30- Swenson S/	2	20:00	2	17:20	02:40	3-5	-2	2	0	1	1	1.0000
00- Keat Tong K/ 4- Anderson C/ 10- Fontenet II J/ 11- Pohto K/ 30- Swenson S/	2	17:20	2	16:28	00:52	4-0	4	1	0	0	1	1.6393
00- Keat Tong K/ 2- Turner D/ 4- Anderson C/ 10- Fontenet II J/ 12- Kipruto E/	2	16:28	2	14:54	01:34	1-5	-4	0	0	0	0	0.4098
00- Keat Tong K/ 2- Turner D/ 10- Fontenet II J/ 11- Pohto K/ 30- Swenson S/	2	14:54	2	12:57	01:57	4-2	2	0	2	0	1	1.3333
00- Keat Tong K/ 2- Turner D/ 4- Anderson C/ 11- Pohto K/ 30- Swenson S/	2	12:57	2	12:47	00:10	2-0	2	1	0	0	0	2.0000
00- Keat Tong K/ 1- Shtolzberg B/ 2- Turner D/ 4- Anderson C/ 11- Pohto K/	2	12:47	2	11:22	01:25	0-2	-2	1	0	1	0	0.0000
4- Anderson C/ 10- Fontenet II J/ 11- Pohto K/ 23- Bland A/ 30- Swenson S/	2	11:22	2	08:42	02:40	5-5	0	3	0	0	1	2.5000
00- Keat Tong K/ 2- Turner D/ 4- Anderson C/ 10- Fontenet II J/ 11- Pohto K/	2	08:42	2	06:17	02:25	2-2	0	1	0	0	1	0.6667
00- Keat Tong K/ 4- Anderson C/ 10- Fontenet II J/ 11- Pohto K/ 30- Swenson S/	2	06:17	2	05:06	01:11	2-1	1	2	0	1	1	1.0000
4- Anderson C/ 10- Fontenet II J/ 11- Pohto K/ 23- Bland A/ 30- Swenson S/	2	05:06	2	04:37	00:29	3-1	2	0	0	0	0	3.0000
2- Turner D/ 10- Fontenet II J/ 12- Kipruto E/ 23- Bland A/ 30- Swenson S/	2	04:37	2	01:19	03:18	2-7	-5	1	0	1	0	0.5000
00- Keat Tong K/ 4- Anderson C/ 10- Fontenet II J/ 11- Pohto K/ 30- Swenson S/	2	01:19	2	00:00	01:19	6-2	4	2	0	0	0	2.1739



**Officials:** Amy Bonner, Deldre Carr, Ian Caldwell

**San Jose St.**

Lineup	Quarter On	Time On	Quarter Off	Time Off	Time on Court	Score	Score Diff	Reb	Stl	Tov	Ass	PPP
0- Yap Jr. D/ 1- McClendon W/ 9- Uduje J/ 22- Vaihola R/ 24- NgaNga S/	1	20:00	1	16:24	03:36	3-5	-2	3	0	2	1	0.7500
1- McClendon W/ 5- Davis L/ 9- Uduje J/ 13- Washington J/ 22- Vaihola R/	1	16:24	1	12:17	04:07	9-0	9	4	1	0	1	1.5000
0- Yap Jr. D/ 5- Davis L/ 6- Hall S/ 13- Washington J/ 15- Marial C/	1	12:17	1	10:31	01:46	2-6	-4	0	0	0	1	1.0000
0- Yap Jr. D/ 1- McClendon W/ 6- Hall S/ 13- Washington J/ 15- Marial C/	1	10:31	1	09:11	01:20	2-5	-3	0	0	0	0	1.0638
0- Yap Jr. D/ 1- McClendon W/ 9- Uduje J/ 22- Vaihola R/ 24- NgaNga S/	1	09:11	1	02:17	06:54	8-14	-6	4	1	1	1	0.7273
5- Davis L/ 6- Hall S/ 9- Uduje J/ 13- Washington J/ 22- Vaihola R/	1	02:17	2	20:00	02:17	3-0	3	2	0	0	0	1.0417
0- Yap Jr. D/ 1- McClendon W/ 9- Uduje J/ 22- Vaihola R/ 24- NgaNga S/	2	20:00	2	14:54	05:06	10-8	2	7	1	2	2	1.1111
1- McClendon W/ 6- Hall S/ 9- Uduje J/ 13- Washington J/ 15- Marial C/	2	14:54	2	14:10	00:44	0-2	-2	1	0	1	0	0.0000
1- McClendon W/ 6- Hall S/ 9- Uduje J/ 13- Washington J/ 22- Vaihola R/	2	14:10	2	12:57	01:13	2-2	0	0	0	1	0	1.0000
0- Yap Jr. D/ 5- Davis L/ 6- Hall S/ 13- Washington J/ 22- Vaihola R/	2	12:57	2	08:42	04:15	7-7	0	3	1	0	1	1.8041
0- Yap Jr. D/ 1- McClendon W/ 9- Uduje J/ 13- Washington J/ 24- NgaNga S/	2	08:42	2	06:17	02:25	2-2	0	2	0	2	0	0.5000
0- Yap Jr. D/ 1- McClendon W/ 6- Hall S/ 9- Uduje J/ 22- Vaihola R/	2	06:17	2	00:00	06:17	11-13	-2	6	2	0	1	1.1270



**Officials:** Amy Bonner, Deldre Carr, Ian Caldwell

**UC Santa Barbara**

Lineup	Time	Score	Score Diff	Pts/Min	Reb	Stl	Tov	Ass	PPP
4- Anderson C/ 10- Fontenet II J/ 11- Pohto K/ 23- Bland A/ 30- Swenson S/	08:43	16-14	2	1.8356	7	1	1	3	1.7778
00- Keat Tong K/ 4- Anderson C/ 10- Fontenet II J/ 11- Pohto K/ 30- Swenson S/	08:09	24-11	13	2.9448	10	0	2	4	1.6901
2- Turner D/ 10- Fontenet II J/ 12- Kipruto E/ 23- Bland A/ 30- Swenson S/	03:18	2-7	-5	0.6061	1	0	1	0	0.5000
00- Keat Tong K/ 1- Shtolzberg B/ 2- Turner D/ 4- Anderson C/ 11- Pohto K/	03:04	5-5	0	1.6269	2	0	1	2	0.9191
2- Turner D/ 10- Fontenet II J/ 11- Pohto K/ 24- Sensley Z/ 30- Swenson S/	02:37	0-7	-7	0.0000	1	0	1	0	0.0000
00- Keat Tong K/ 2- Turner D/ 4- Anderson C/ 10- Fontenet II J/ 11- Pohto K/	02:25	2-2	0	0.8276	1	0	0	1	0.6667
00- Keat Tong K/ 2- Turner D/ 10- Fontenet II J/ 11- Pohto K/ 30- Swenson S/	01:57	4-2	2	2.0513	0	2	0	1	1.3333
2- Turner D/ 4- Anderson C/ 10- Fontenet II J/ 11- Pohto K/ 30- Swenson S/	01:46	6-2	4	3.3962	2	0	0	1	2.0833
00- Keat Tong K/ 2- Turner D/ 4- Anderson C/ 10- Fontenet II J/ 12- Kipruto E/	01:34	1-5	-4	0.6383	0	0	0	0	0.4098
00- Keat Tong K/ 2- Turner D/ 4- Anderson C/ 10- Fontenet II J/ 30- Swenson S/	01:16	0-2	-2	0.0000	1	0	0	0	0.0000
00- Keat Tong K/ 1- Shtolzberg B/ 4- Anderson C/ 10- Fontenet II J/ 11- Pohto K/	01:13	0-0	0	0.0000	1	0	0	0	0.0000
00- Keat Tong K/ 1- Shtolzberg B/ 2- Turner D/ 10- Fontenet II J/ 12- Kipruto E/	01:02	0-0	0	0.0000	3	0	1	0	0.0000
00- Keat Tong K/ 4- Anderson C/ 10- Fontenet II J/ 12- Kipruto E/ 30- Swenson S/	00:54	2-0	2	2.2222	1	0	0	0	1.0000
2- Turner D/ 4- Anderson C/ 10- Fontenet II J/ 12- Kipruto E/ 23- Bland A/	00:42	0-0	0	0.0000	0	1	1	0	0.0000
00- Keat Tong K/ 2- Turner D/ 10- Fontenet II J/ 12- Kipruto E/ 30- Swenson S/	00:34	0-1	-1	0.0000	1	0	0	0	0.0000
1- Shtolzberg B/ 2- Turner D/ 4- Anderson C/ 11- Pohto K/ 23- Bland A/	00:21	0-1	-1	0.0000	0	0	0	0	0.0000
00- Keat Tong K/ 2- Turner D/ 10- Fontenet II J/ 24- Sensley Z/ 30- Swenson S/	00:14	0-0	0	0.0000	0	0	0	0	0.0000
00- Keat Tong K/ 2- Turner D/ 4- Anderson C/ 11- Pohto K/ 30- Swenson S/	00:10	2-0	2	12.0000	1	0	0	0	2.0000



**Officials:** Amy Bonner, Deldre Carr, Ian Caldwell

**San Jose St.**

Lineup	Time	Score	Score Diff	Pts/Min	Reb	Stl	Tov	Ass	PPP
0- Yap Jr. D/ 1- McClendon W/ 9- Uduje J/ 22- Vaihola R/ 24- NgaNga S/	15:36	21-27	-6	1.3462	14	2	5	4	0.8750
0- Yap Jr. D/ 1- McClendon W/ 6- Hall S/ 9- Uduje J/ 22- Vaihola R/	06:17	11-13	-2	1.7507	6	2	0	1	1.1270
0- Yap Jr. D/ 5- Davis L/ 6- Hall S/ 13- Washington J/ 22- Vaihola R/	04:15	7-7	0	1.6471	3	1	0	1	1.8041
1- McClendon W/ 5- Davis L/ 9- Uduje J/ 13- Washington J/ 22- Vaihola R/	04:07	9-0	9	2.1862	4	1	0	1	1.5000
0- Yap Jr. D/ 1- McClendon W/ 9- Uduje J/ 13- Washington J/ 24- NgaNga S/	02:25	2-2	0	0.8276	2	0	2	0	0.5000
5- Davis L/ 6- Hall S/ 9- Uduje J/ 13- Washington J/ 22- Vaihola R/	02:17	3-0	3	1.3139	2	0	0	0	1.0417
0- Yap Jr. D/ 5- Davis L/ 6- Hall S/ 13- Washington J/ 15- Marial C/	01:46	2-6	-4	1.1321	0	0	0	1	1.0000
0- Yap Jr. D/ 1- McClendon W/ 6- Hall S/ 13- Washington J/ 15- Marial C/	01:20	2-5	-3	1.5000	0	0	0	0	1.0638
1- McClendon W/ 6- Hall S/ 9- Uduje J/ 13- Washington J/ 22- Vaihola R/	01:13	2-2	0	1.6438	0	0	1	0	1.0000
1- McClendon W/ 6- Hall S/ 9- Uduje J/ 13- Washington J/ 15- Marial C/	00:44	0-2	-2	0.0000	1	0	1	0	0.0000