



SAN JOSÉ STATE BASKETBALL

GAMEDAY INFORMATION

TV MWN
RADIO KTRB (860 AM)
TALENT (TV) Alex Margulies and Kieth Fuetsch
TALENT (Radio) Ben Ross
LIVE STATS SJSUstats.com
BE SOCIAL @SanJoseStateMBB

MEN'S BASKETBALL CONTACT

Director of Multimedia**Matt Levin** (Northeastern '23)
Cell 301-525-6326
E-mail matt.levin@sjsu.edu

GENERAL INFORMATION

San José State University Founded in 1857
Location San Jose, Calif.
Enrollment 32,773
Nickname Spartans
Colors Gold, White and Blue
Conference Mountain West (MW)
Arena Provident Credit Union Event Center (5,000)
Pres. Dr. Cynthia Teniente-Matson (Alaska Fairbanks)
Director of Athletics Jeff Konya (Princeton)
MBB Sport Admin Jeff Konya (Princeton)

BASKETBALL HISTORY

First Year / Record 1909-10 / 1,211-1,538 (.441)
NCAA Tournament 3 Appearances (0-3 record)
Tournament Titles (last) 3 (Big West, '96)

2024-25 SCHEDULE

Date	Opponent	Time/Result/TV (PT)
11/4	Mon. Western Illinois	L, 59-55
11/8	Fri. Pacific #	L, 80-67
11/10	Sun. at Hawaii #	L, 80-69
11/11	Mon. Life Pacific #	W, 93-56
11/17	Sun. UC Santa Barbara	L, 64-59
11/20	Wed. USC	L, 82-68
11/25	Mon. UTEP ^	W, 71-65
11/26	Tue. UNCG ^	W, 69-64
11/27	Wed. Long Beach State ^	W, 82-66
12/4	Wed. at New Mexico *	L, 83-77
12/9	Mon. Lincoln	W, 117-80
12/14	Sat. Cal Poly	W, 107-100 OT
12/21	Sat. Kennesaw State	W, 89-65
12/28	Sat. Boise State *	L, 73-71
12/31	Tue. Colorado State *	L, 72-50
1/4	Sat. at UNLV *	L, 79-73
1/7	Tue. #25 Utah State *	L, 85-78
1/11	Sat. at Air Force *	W, 69-62
1/14	Tue. New Mexico *	W, 71-70
1/18	Sat. at Nevada *	3 p.m. MWN
1/25	Sat. Wyoming *	4:30 p.m. MWN
1/28	Tue. at San Diego State *	7:30 p.m. FS1
2/1	Sat. Air Force *	2 p.m. MWN
2/4	Tue. at Fresno State *	7 p.m. MWN
2/7	Fri. at Boise State *	6 p.m. FS1
2/11	Tue. San Diego State *	8 p.m. CBSSN
2/14	Fri. Nevada *	7 p.m. FS1
2/19	Wed. at Utah State *	6 p.m. MWN
2/22	Sat. at Wyoming *	1 p.m. MWN
2/25	Tue. UNLV *	7 p.m. MWN
3/4	Tue. at Colorado State *	6 p.m. MWN
3/8	Sat. Fresno State *	2 p.m. MWN

Home games in Bold; * - Mountain West contest

- Outrigger Rainbow Classic (Honolulu, Hawaii)

^ - Ball Dawgs Classic (Henderson, Nev.)

! - Mountain West Championship (Thomas & Mack)

GAME
20



SAN JOSE STATE (9-10, 2-5 MW) vs. NEVADA (10-7, 2-4 MW)

Jan. 18, 2025 // 3 p.m. PT // MWN // Reno, Nev.



OPENING TIP

• The Spartans are coming off a 71-70 victory vs. New Mexico. **Latrell Davis** scored with two seconds left in the game to secure the SJSU victory.

• The Spartans have won two games in a row. SJSU was trailing at halftime in both games and trailed by as many as 13 to New Mexico.

• Trailing 70-69 in the closing seconds of regulation vs. New Mexico, **Davis** collected a rebound off a **Josh Uduje** missed floater and put it up and in off the glass to give the Spartans a one point lead with two seconds left in the game (1/14/25).

• Six out of seven of the Spartans' conference games have been decided by seven points or less.

• The Spartans are fourth in the Mountain West in scoring, averaging 75.5 points per game.

• The Spartans are averaging the fewest turnovers per game in the Mountain West (10.3).

• SJSU is third in the Mountain West in free throw percentage (.766). Four Spartans, **Donavan Yap**, **Will McClendon**, **Sadai driene Hall** and **Uduje**, are shooting over 80 percent from the foul line.

• The Spartans swept the Ball Dawgs Classic (Nov. 25-27), defeating UTEP, UNCG and Long Beach State.

• The last time the Spartans swept an in-season tournament was at the 2011 Elgin Baylor Classic where they went 2-0 with wins over Coppin State and Seattle.

SPARTANS

176

181

Tim Miles (4th/28th)

47-70 (.402)

446-408 (.522)

MATCHUP

NET RANKINGS

KENPOM

COACH

RECORD

OVERALL RECORD

WOLF PACK

69

65

Steve Alford (6th/34th)

106-66 (.616)

693-364 (.656)

LEADERS (PER GAME)

PTS Josh Uduje (16.5) / Nick Davidson (15.2)

REB Robert Vaiholia (7.1) / Nick Davidson (7.0)

AST Will McClendon (3.0) / Kobe Sanders & Tre Coleman (4.2)

INSIDE THE SERIES

OVERALL: 52-67

STREAK: L2

IN RENO: 22-40

IN SAN JOSE: 27-25

NEUTRAL: 3-2

OT: 1-2

LAST 10 MEETINGS: 2-8

LAST 10 MEETINGS

Jan. 9, 2019 (A) L 53-92

Jan. 8, 2020 (H) W 70-68

Feb. 8, 2020 (A) L 77-95

Feb. 15, 2022 (A) L 72-81

Feb. 17, 2022 (H) L 60-90

Jan. 7, 2023 (H) L 40-67

Feb. 21, 2023 (A) L 51-66

March 9, 2023 (N) W 81-77

Feb. 2, 2024 (A) L 60-90

Feb. 23, 2024 (H) L 63-84

PRONUNCIATION GUIDE

4 **Adrame Diongue** - uh-DRAW-may JONG

24 **Sadraque NgaNga** - suh-DRAHK en-GONE-guh

22 **Robert Vaiholia** - VYE-ho-lah

15 **Chol Marial** - chol mah-ree-al

6 **Sadai driene Hall** - Sa-DAID-ree-in

7 **Pasha Goodarzi** - Goo-darz-ee

9 **Josh Uduje** - Uh-do-jay

Damany Hendrix - Dah-ma-knee

SJSU PROBABLE STARTERS (BASED OFF LAST GAME)

Pos. #	Name	Ht./Wt.	Yr.	GP/GS	PPG	RPG	Notes From Last Game Played (vs. New Mexico)
G 0	Donavan Yap	6-5/175	Gr.	19/19	8.5	2.6	Played 10 minutes
G 1	Will McClendon	6-3/215	Jr.-R	18/18	13.1	2.8	12 points, four threes, five assists
F 6	Sadai driene Hall	6-5/210	Gr.	19/13	7.7	5.0	Two points, five rebounds and a block
G 9	Josh Uduje	6-5/190	Sr.	19/19	16.5	4.5	12 points and eight rebounds
C 22	Robert Vaiholia	6-8/260	Jr.-R	18/18	8.8	7.1	18 points and nine rebounds
F 24	Sadraque NgaNga	6-10/220	Jr.	18/6	6.8	3.6	Three points, a rebound and an assist
G 7	Pasha Goodarzi	6-3/200	Fr.-R	9/0	2.3	0.3	DNP
G 13	Jermaine Washington	6-0/185	Fr.	18/0	4.3	1.4	Career-high 13 points & three threes, +18
C 15	Chol Marial	7-2/230	Gr.	12/0	1.9	2.2	Played two minutes
G 5	Latrell Davis	6-3/210	So.	19/2	8.3	3.1	11 points, six rebounds, game-winner
G 33	Steven Vasquez	6-2/190	Sr.	8/0	2.1	0.9	DNP

OPENING TIP CONTINUED

- The Spartans' 47 made field goals and 57 rebounds vs. Lincoln (12/9/24) are tied for the most and the most by any team in the Mountain West in a game this season, respectively.
- The Spartans scored 100 points in back-to-back games for the first time in school history (107 vs. Cal Poly & 117 vs. Lincoln).
- The Spartans hit a season-high 14 threes against No. 25 Utah State (1/7/25). SJSU is one of two teams to make 14 threes in a conference game this season.
- The Spartans' 8.71 threes per game in conference play is the second most in the Mountain West. SJSU also has the third highest 3pt. percentage in conference play, shooting .379.
- The Spartans have recorded at least two 20 point scorers in five games this season.
- The Spartans are 6-0 when shooting over 50 percent from the field and 5-0 when scoring 80 points or more. They are also 8-1 when they outrebound their opponent.
- The reigning Mountain West Sixth Man of the Year, **Uduje**, currently leads the Spartans with 16.5 points per game which is also good for sixth in the Mountain West.
- **Uduje** has recorded double digit points in 16 out of 19 games this season. He has also scored 20+ eight times this year which is the most in the Mountain West.
- **Uduje** became the first Spartan to score 20+ in five consecutive games since **Adrian Oliver** in 2011. **Uduje** scored 22 at New Mexico, 21 vs. Lincoln, 23 vs. Cal Poly, 22 vs. Kennesaw State and 22 vs. Boise State (12/4 - 12/28/24).
- **Uduje** recorded 23 points and 10 rebounds vs. Cal Poly (12/14/24), earning a double-double for the first time in his career.
- **Uduje** went 5-5 from three and scored a season-high 25 points at USC (11/20/24). **Uduje** is the only player in the Mountain West to make five three's on 100 percent 3pt. shooting in a game this season.
- **Uduje** is third in the conference in field goal percentage at .522 (120-230 & min. 5 FGM/G average).
- **McClendon** is second on the team in scoring, averaging 13.1 points per game. He has scored double-figures in 14 out of 18 games played this season.
- **McClendon** leads the Spartans with 3.0 assists per game. His assist to turnover ratio of 3.6 is the best in the conference (Minimum 3 AST/G average).
- **McClendon's** free throw percentage of .850 is good for third in the Mountain West (min. 2.5 FTM/G average). **Uduje** is fourth at .833.
- **McClendon** leads the Spartans with 37 made threes on the season. His 2.06 threes per game is good for eighth in the Mountain West.
- In conference play, **McClendon** is averaging 2.71 threes per game which is the second most in the Mountain West.
- **McClendon** has knocked down four or more threes in five games this season. He has also hit a combined nine threes in his last two games.
- **McClendon** recorded a career-high 22 points and five made threes against UTEP (11/25/24). McClendon also knocked down five three pointers at Air Force (1/11/25).
- **McClendon** dished out a career-high eight assists against No. 25 Utah State (1/7/25).
- **Robert Vaihola** returns to the court after redshirting last season. **Vaihola** was a key contributor in the Spartans' historic 2022-23 season.
- **Vaihola** scored a season-high 18 points to go along with nine rebounds and a block against New Mexico (1/14/25). Vaihola's 18 points led the team and also tied his career-high.
- **Vaihola** recorded 17 points and a career-high 18 rebounds against Lincoln (12/9/24). It also marked the first time in his career he recorded a double-double in back-to-back games, previously tallying 10 points and 11 rebounds at New Mexico (12/4/24).
- **Vaihola's** 18 rebounds against Lincoln (12/9/24) is the most recorded in a game by any player in the Mountain West this season. **Vaihola** is also the first Spartan to grab 18 rebounds in a game since **Chris Cunningham** on Feb. 2, 2013 against Idaho.
- **Vaihola** leads the team in rebounding with 7.1 boards per game which is also good for fifth in the conference. **Vaihola's** 2.3 offensive rebounds per game also ranks fourth in the Mountain West.
- **Vaihola** is also fourth in the conference with 1.3 blocks per game.
- **Vaihola** is one of two players in the Mountain West to average three or more offensive rebounds per game in conference play.
- **Hall** recorded 17 points, a season-high 14 rebounds and a career-high three threes against Kennesaw State (12/21/24).
- **Hall** recorded a career-high 33 points and 14 made field goals in the Spartans' overtime win vs. Cal Poly (12/14/24). He also notched 11 rebounds, giving him his first double-double of the year.
- Trailing 91-88 to Cal Poly, **Yap** tapped a loose ball out to **Hall** who then knocked down the game-tying three with three seconds remaining in regulation, forcing overtime (12/14/24).
- **Hall** is one of two players in the Mountain West to hit 14 field goals in a game this season (Donovan Dent, New Mexico).
- **Hall** leads the Spartans with 19 steals on the season.
- The Spartans are 8-5 since **Hall** joined the starting lineup.
- **Uduje** and **Hall** both surpassed 1,000 career points this season. **Uduje** accomplished the feat against UC Santa Barbara (11/17/24) while **Hall** achieved it against Kennesaw State (12/21/24).
- Against Cal Poly (12/14/24), **Uduje** (23 pts. 10 rebs.) and **Hall** (33 pts. 11 rebs.) each recorded double-doubles, marking the first time that two Spartans had a double-double in the same game since Dec. 9, 2020, when **Richard Washington** (38 pts. 12 rebs.) and **Omari Moore** (15 pts. 12 rebs.) accomplished the feat against Fresno State.
- The Spartans' have recorded seven double-doubles on the season (two by **Vaihola**, two by **Hall**, two by **NgaNga** and one by **Uduje**).

OPENING TIP CONTINUED

- **Davis** is the Spartans' leading scorer off the bench, averaging 8.3 points per game.
- **Davis** scored a career-high 21 off the bench in the Spartans' overtime victory vs. Cal Poly (12/14/24). **Davis** followed his performance up with 20 points off the bench vs. Kennesaw State (12/21/24).
- **Davis** scored 20 points in just 22 minutes of action off the bench against No. 25 Utah State (1/7/25), marking his third game with 20 or more points this season.
- **Davis** hit a shot from half court at the first half buzzer vs. Kennesaw State, earning the No. 10 play of the night on ESPN (12/21/24). He hit another deep three pointer at the first half buzzer against New Mexico (1/14/25).
- **Davis** dished out a career-high eight assists in his second start of the season against Lincoln (12/9/24).
- **Yap** scored a season-high 22 points and made a career-high six threes against No. 25 Utah State (1/7/25). His six threes are the most made by any Spartan in a game this season. **Yap** is also the only player in the Mountain West to hit six threes in a conference game this season.
- **Yap** scored 18 points against Long Beach State (11/27/24). **Yap** hit back-to-back-to-back three pointers in the second half, igniting a 17-2 Spartan run.
- **Yap** was named to the Outrigger Rainbow Classic All-Tournament Team. **Yap** hit six threes across the tournament's three games, including three against Hawai'i, one of which was an and-one.
- **Sadraque NgaNga** tallied 29 points and 12 rebounds on 12-14 shooting against Life Pacific (11/11/24), all of which were career-highs. It was also his first career double-double and the first double-double of the season for SJSU.
- **NgaNga** recorded 11 points and 11 rebounds vs. UNLV (1/4/25), earning his second double-double of the season. He only played 18 minutes in the game.
- **Jermaine Washington** scored a career-high 13 points and knocked down a career-high three three pointers against New Mexico (1/14/25). Washington had a +/- of +18 in the game, the highest among any player in the Mountain West when facing New Mexico.
- **Steven Vasquez** and **Pasha Goodarzi** have played crucial roles off the bench. Vasquez has a +/- of +40 and Goodarzi has a +/- of +29 on the season.
- SJSU welcomes eight transfers to the team: **McClendon** (UCLA), **NgaNga** (Seton Hall), **Hall** (Stephen F. Austin), **Vasquez** (Fresno State), **Yap** (Fresno State), **Chol Marial** (Oregon State), **Ameere Britton** (CSU Monterey Bay) and **Uduje** (Utah State).
- The Spartans also added three freshmen to the squad: **Washington**, **Cameron Patterson** and **Ben Roseborough**.
- **Adrame Diongue**, **Goodarzi**, **Davis** and **Christian Wise** all return to the Spartans for the 2024-25 season.






TEAM COMPARISON

San José State	Nevada
75.5	74.8
72.9	67.1
35.2	34.8
.459	.479
.766	.681
.345	.388
2.7	3.7
5.3	6.6
13.3	15.6
10.3	10.9

LAST GAME SUMMARY SAN JOSE STATE 71, NEW MEXICO 70 PROVIDENT CREDIT UNION EVENT CENTER (San Jose, Calif.)

January 14, 2025

Latrell Davis hit the game-winning shot with two seconds left in regulation to lead the San José State men's basketball team in a 71-70 victory over New Mexico at Provident Credit Union Event Center.



Official Basketball Box Score - Final																		
New Mexico at San Jose St.																		
01/14/25 Provident Credit Union Event Center, San Jose, CA																		
2024-25 Men's Basketball																		
Game Time: 7:00 PM																		
Game Duration: 1:53																		
Attendance: 1,853																		
Officials: Jeffrey Anderson, Tim Corran, Steve McJunkins																		
New Mexico - 70																		
Record: 14-4 (6-1)																		
NO.	Name	Min	FG	3P	FT	Rebounds	Fouls	TP	AS	TO	ST	Blocks	PTS					
8	Filip Borovicanin	29:21	1-7	0-2	0-0	0 7 7	1 0 2	0	0 3	1 0	1	4	2					
22	Mustapha Amzil	25:31	4-9	1-2	0-0	2 0 2	0 1 9	1	2 0	0 0	0	4	10					
23	Nelly Joseph	F 20:05	7-10	0-1	0-0	2 4 6	4 4 20	0	0 1	1 0	0	1	12					
2	Dorovan Dent	24:06	7-14	0-2	0-0	2 2 2	1 2 17	5	1 1	0 0	1	4	14					
3	Tru Washington	24:52	2-7	0-2	2-3	2 1 3	3 4 6	2	0 5	0 0	0	7	6					
6	Atiki Ally Atiki	18:23	2-3	0-0	1-2	1 3 4	3 2 5	0	0 0	0 1	1	0	4					
0	CJ Noland	22:10	1-9	0-0	1-2	1 4 5	1 1 3	2	1 0	1 1	1	9	3					
24	Jovon Milovic	15:09	2-3	0-0	2-2	0 0 0	0 0 6	0	0 0	0 0	0	0	4					
1	Braden Applehans	03:37	1-4	0-0	0-0	0 0 0	1 0 2	0	0 0	0 0	0	1	2					
4	Kayde Dotson	05:14	0-0	0-0	0-0	0 0 0	0 0 0	0	1 0	0 0	0	0	0					
7	Ibrahima Sacko	01:32	0-0	0-0	0-0	0 0 0	0 0 0	0	0 0	0 0	0	0	0					
Team			1	4	5	0	0	0	0	0	0	0	15					
Totals		27:46	5-15	13-19	11-27	38	14	14	10	6	7	3	2	1				
Technical Fouls: NONE																		
Shooting By Period																		
1st	FG%	15-34	44.1%	3PT%	1-7	14.3%	FT%	4-7	57.1%	GM FG%	27-66	40.9%	3PT%	3-15	20.0%	FT%	13-19	68.4%
2nd	FG%	10-18	55.6%	3PT%	2-6	33.3%	FT%	2-2	100%	GM FG%	27-66	40.9%	3PT%	3-15	20.0%	FT%	13-19	68.4%
3rd	FG%	10-18	55.6%	3PT%	2-6	33.3%	FT%	2-2	100%	GM FG%	27-66	40.9%	3PT%	3-15	20.0%	FT%	13-19	68.4%
4th	FG%	10-18	55.6%	3PT%	2-6	33.3%	FT%	2-2	100%	GM FG%	27-66	40.9%	3PT%	3-15	20.0%	FT%	13-19	68.4%
5th	FG%	10-18	55.6%	3PT%	2-6	33.3%	FT%	2-2	100%	GM FG%	27-66	40.9%	3PT%	3-15	20.0%	FT%	13-19	68.4%
6th	FG%	10-18	55.6%	3PT%	2-6	33.3%	FT%	2-2	100%	GM FG%	27-66	40.9%	3PT%	3-15	20.0%	FT%	13-19	68.4%
7th	FG%	10-18	55.6%	3PT%	2-6	33.3%	FT%	2-2	100%	GM FG%	27-66	40.9%	3PT%	3-15	20.0%	FT%	13-19	68.4%
8th	FG%	10-18	55.6%	3PT%	2-6	33.3%	FT%	2-2	100%	GM FG%	27-66	40.9%	3PT%	3-15	20.0%	FT%	13-19	68.4%
9th	FG%	10-18	55.6%	3PT%	2-6	33.3%	FT%	2-2	100%	GM FG%	27-66	40.9%	3PT%	3-15	20.0%	FT%	13-19	68.4%
10th	FG%	10-18	55.6%	3PT%	2-6	33.3%	FT%	2-2	100%	GM FG%	27-66	40.9%	3PT%	3-15	20.0%	FT%	13-19	68.4%
11th	FG%	10-18	55.6%	3PT%	2-6	33.3%	FT%	2-2	100%	GM FG%	27-66	40.9%	3PT%	3-15	20.0%	FT%	13-19	68.4%
12th	FG%	10-18	55.6%	3PT%	2-6	33.3%	FT%	2-2	100%	GM FG%	27-66	40.9%	3PT%	3-15	20.0%	FT%	13-19	68.4%
13th	FG%	10-18	55.6%	3PT%	2-6	33.3%	FT%	2-2	100%	GM FG%	27-66	40.9%	3PT%	3-15	20.0%	FT%	13-19	68.4%
14th	FG%	10-18	55.6%	3PT%	2-6	33.3%	FT%	2-2	100%	GM FG%	27-66	40.9%	3PT%	3-15	20.0%	FT%	13-19	68.4%
15th	FG%	10-18	55.6%	3PT%	2-6	33.3%	FT%	2-2	100%	GM FG%	27-66	40.9%	3PT%	3-15	20.0%	FT%	13-19	68.4%
16th	FG%	10-18	55.6%	3PT%	2-6	33.3%	FT%	2-2	100%	GM FG%	27-66	40.9%	3PT%	3-15	20.0%	FT%	13-19	68.4%
17th	FG%	10-18	55.6%	3PT%	2-6	33.3%	FT%	2-2	100%	GM FG%	27-66	40.9%	3PT%	3-15	20.0%	FT%	13-19	68.4%
18th	FG%	10-18	55.6%	3PT%	2-6	33.3%	FT%	2-2	100%	GM FG%	27-66	40.9%	3PT%	3-15	20.0%	FT%	13-19	68.4%
19th	FG%	10-18	55.6%	3PT%	2-6	33.3%	FT%	2-2	100%	GM FG%	27-66	40.9%	3PT%	3-15	20.0%	FT%	13-19	68.4%
20th	FG%	10-18	55.6%	3PT%	2-6	33.3%	FT%	2-2	100%	GM FG%	27-66	40.9%	3PT%	3-15	20.0%	FT%	13-19	68.4%
21st	FG%	10-18	55.6%	3PT%	2-6	33.3%	FT%	2-2	100%	GM FG%	27-66	40.9%	3PT%	3-15	20.0%	FT%	13-19	68.4%
22nd	FG%	10-18	55.6%	3PT%	2-6	33.3%	FT%	2-2	100%	GM FG%	27-66	40.9%	3PT%	3-15	20.0%	FT%	13-19	68.4%
23rd	FG%	10-18	55.6%	3PT%	2-6	33.3%	FT%	2-2	100%	GM FG%	27-66	40.9%	3PT%	3-15	20.0%	FT%	13-19	68.4%
24th	FG%	10-18	55.6%	3PT%	2-6	33.3%	FT%	2-2	100%	GM FG%	27-66	40.9%	3PT%	3-15	20.0%	FT%	13-19	68.4%
25th	FG%	10-18	55.6%	3PT%	2-6	33.3%	FT%	2-2	100%	GM FG%	27-66	40.9%	3PT%	3-15	20.0%	FT%	13-19	68.4%
26th	FG%	10-18	55.6%	3PT%	2-6	33.3%	FT%	2-2	100%	GM FG%	27-66	40.9%	3PT%	3-15	20.0%	FT%	13-19	68.4%
27th	FG%	10-18	55.6%	3PT%	2-6	33.3%	FT%	2-2	100%	GM FG%	27-66	40.9%	3PT%	3-15	20.0%	FT%	13-19	68.4%
28th	FG%	10-18	55.6%	3PT%	2-6	33.3%	FT%	2-2	100%	GM FG%	27-66	40.9%	3PT%	3-15	20.0%	FT%	13-19	68.4%
29th	FG%	10-18	55.6%	3PT%	2-6	33.3%	FT%	2-2	100%	GM FG%	27-66	40.9%	3PT%	3-15	20.0%	FT%	13-19	68.4%
30th	FG%	10-18	55.6%	3PT%	2-6	33.3%	FT%	2-2	100%	GM FG%	27-66	40.9%	3PT%	3-15	20.0%	FT%	13-19	68.4%
31st	FG%	10-18	55.6%	3PT%	2-6	33.3%	FT%	2-2	100%	GM FG%	27-66	40.9%	3PT%	3-15	20.0%	FT%	13-19	68.4%
32nd	FG%	10-18	55.6%	3PT%	2-6	33.3%	FT%	2-2	100%	GM FG%	27-66	40.9%	3PT%	3-15	20.0%	FT%	13-19	68.4%
33rd	FG%	10-18	55.6%	3PT%	2-6	33.3%	FT%	2-2	100%	GM FG%	27-66	40.9%	3PT%	3-15	20.0%	FT%	13-19	68.4%
34th	FG%	10-18	55.6%	3PT%	2-6	33.3%	FT%	2-2	100%	GM FG%	27-66	40.9%	3PT%	3-15	20.0%	FT%	13-19	68.4%
35th	FG%	10-18	55.6%	3PT%	2-6	33.3%	FT%	2-2	100%	GM FG%	27-66	40.9%	3PT%	3-15	20.0%	FT%	13-19	68.4%
36th	FG%	10-18	55.6%	3PT%	2-6	33.3%	FT%	2-2	100%	GM FG%	27-66	40.9%	3PT%	3-15	20.0%	FT%	13-19	68.4%
37th	FG%	10-18	55.6%	3PT%	2-6	33.3%	FT%	2-2	100%	GM FG%	27-66	40.9%	3PT%	3-15	20.0%	FT%	13-19	68.4%
38th	FG%	10-18	55.6%	3PT%	2-6	33.3%	FT%	2-2	100%	GM FG%	27-66	40.9%	3PT%	3-15	20.0%	FT%	13-19	68.4%
39th	FG%	10-18	55.6%	3PT%	2-6	33.3%	FT%	2-2	100%	GM FG%	27-66	40.9%	3PT%	3-15	20.0%	FT%	13-19	68.4%
40th	FG%	10-18	55.6%	3PT%	2-6	33.3%	FT%	2-2	100%	GM FG%	27-66	40.9%	3PT%	3-15	20.0%	FT%	13-19	68.4%
41st	FG%	10-18	55.6%	3PT%	2-6	33.3%	FT%	2-2	100%	GM FG%	27-66	40.9%	3PT%	3-15	20.0%	FT%	13-19	68.4%
42nd	FG%	10-18	55.6%	3PT%	2-6	33.3%	FT%	2-2	100%	GM FG%	27-66	40.9%	3PT%	3-15	20.0%	FT%	13-19	68.4%
43rd	FG%	10-18	55.6%	3PT%	2-6	33.3%	FT%	2-2	100%	GM FG%	27-66	40.9%	3PT%	3-15	20.0%	FT%	13-19	68.4%
44th	FG%	10-18	55.6%	3PT%	2-6	33.3%	FT%	2-2	100%	GM FG%	27-66	40.9%	3PT%	3-15	20.0%	FT%	13-19	68.4%
45th	FG%	10-18	55.6%	3PT%	2-6	33.3%	FT%	2-2	100%	GM FG%	27-66	40.9%	3PT%	3-15	20.0%	FT%	13-19	68.4%
46th	FG%	10-18	55.6%	3PT%	2-6	33.3%	FT%	2-2	100%	GM FG%	27-66	40.9%	3PT%	3-15	20.0%	FT%	13-19	68.4%
47th	FG%	10-18	55.6%	3PT%	2-6	33.3%	FT%	2-2	100%	GM FG%	27-66	40.9%	3PT%	3-15	20.0%	FT%	13-19	68.4%
48th	FG%	10-18	55.6%	3PT%	2-6	33.3%	FT%	2-2	100%	GM FG%	27-66	40.9%	3PT%	3-15	20.0%	FT%	13-19	68.4%
49th	FG%	10-18	55.6%	3PT%	2-6	33.3%	FT%	2-2	100%	GM FG%	27-66	40.9%	3PT%	3-15	20.0%	FT%	13-19	68.4%
50th	FG%	10-18	55.6%	3PT%	2-6	33.3%	FT%	2-2	100%	GM FG%	27-66	40.9%	3PT%	3-15	20.0%	FT%	13-19	68.4%
51st	FG%	10-18	55.6%	3PT%	2-6	33.3%	FT%	2-2	100%	GM FG%	27-66	40.9%	3PT%	3-15	20.0%	FT%	13-19	68.4%
52nd	FG%	10-18	55.6%	3PT%	2-6	33.3%	FT%	2-2	100%	GM FG%	27-66	40.9%	3PT%	3-15	20.0%	FT%	13-19	68.4%
53rd	FG%	10-18	55.6%	3PT%	2-6	33.3%	FT%	2-2	100%	GM FG%	27-66	40.9%	3PT%	3-15	20.0%	FT%	13-19	68.4%
54th	FG%	10-18	55.6%	3PT%	2-6	33.3%	FT%	2-2	100%	GM FG%	27-66	40.9%	3PT%	3-15	20.0%	FT%	13-19	68.4%
55th	FG%	10-18	55.6%	3PT%	2-6	33.3%	FT%	2-2	100%	GM FG%	27-66	40.9%	3PT%	3-15	20.0%	FT%	13-19	68.4%
56th	FG%	10-18	55.6%	3PT%	2-6	33.3%	FT%	2-2	100%	GM FG%	27-66	40.9%	3PT%	3-15	20.0%	FT%	13-19	68.4%
57th	FG%	10-18	55.6%	3PT%	2-6	33.3%	FT%	2-2	100%	GM FG%	27-66	40.9%	3PT%	3-15	20.0%	FT%	13-19	68.4%
58th	FG%	10-18	55.6%	3PT%	2-6	33.3%	FT%	2-2	100%	GM FG%	27-66	40.9%	3PT%	3-15	20.0%	FT%	13-19	68.4%
59th	FG%	10-18	55.6%	3PT%	2-6	33.3%	FT%	2-2	100%	GM FG%	27-66	40.9%	3PT%	3-15	20.0%	FT%	13-19	68.4%
60th	FG%	10-18	55.6%	3PT%	2-6	33.3%	FT%	2-2	100%	GM FG%	27-66	40.9%	3PT%	3-15	20.0%	FT%	13-19	68.4%
61st	FG%	10-18	55.6%	3PT%	2-6	33.3%	FT%	2-2	100%	GM FG%	27-66	40.9%	3PT%	3-15	20.0%	FT%	13-19	68.4%
62nd	FG%	10-18	55.6%	3PT%	2-6	33.3%	FT%	2-2	100%	GM FG%	27-66	40.9%	3PT%	3-15	20.0%	FT%	13-19	68.4%
63rd	FG%	10-18	55.6%	3PT%	2-6	33.3%	FT%	2-2	100%	GM FG%	27-66	40.9%	3PT%	3-15	20.0%	FT%	13-19	68.4%
64th	FG%	10-18	55.6%	3PT%	2-6	33.3%	FT%	2-2	100%	GM FG%	27-66	40.9%	3PT%	3-15	20.0%	FT%	13-19	68.4%
65th	FG%	10-18	55.6%	3PT%	2-6	33.3%	FT%	2-2	100%	GM FG%	27-66	40.9%	3PT%	3-15	20.0%	FT%	13-19	68.4%
66th	FG%	10-18	55.6%	3PT%	2-6	33.3%	FT%	2-2	100%	GM FG%	27-66	40.9%	3PT%	3-15	20.0%	FT%	13-19	68.4%
67th	FG%	10-18	55.6%	3PT%	2-6	33.3%	FT%	2-2	100%	GM FG%	27							

THE LAST TIME...

A PLAYER SCORED 30 OR MORE POINTS:

33, Sadaidriene Hall vs. Cal Poly, Dec. 14, 2024

A PLAYER COLLECTED 20 OR MORE REBOUNDS:

20, Wil Carter, at Hawai'i, Jan. 7, 2012.

A PLAYER COLLECTED 10 OR MORE ASSISTS:

10, Alvaro Cardena, vs. Utah State, March 6, 2024

A PLAYER HAD 5 OR MORE STEALS:

5, Omari Moore, vs. UNLV, Feb. 19, 2021

A PLAYER HAD 5 OR MORE BLOCKED SHOTS:

5, Ibrahima Diallo, at Boise State, January 3, 2023

A PLAYER MADE 10 OR MORE FIELD GOALS:

14, Sadaidriene Hall & 10, Josh Uduje, vs. Cal Poly, Dec. 14, 2024

A PLAYER ATTEMPTED 20 OR MORE FIELD GOALS:

21, Sadaidriene Hall, vs. Cal Poly, Dec. 14, 2024

A PLAYER MADE 10 OR MORE FREE THROWS:

10, Will McClendon, vs. Pacific, November 8, 2024

A PLAYER MADE 5 OR MORE 3-PT FIELD GOALS:

5, Will McClendon, at Air Force, Jan. 11, 2025

A PLAYER ATTEMPTED 10 OR MORE 3-PT FGs:

10, Donovan Yap, vs. #25 Utah State, Jan. 7, 2025

SAN JOSÉ STATE SCORED 100 OR MORE POINTS:

107 (107-100 win) vs. Cal Poly, Dec. 14, 2024

SHOT AT LEAST 60% FROM THE FIELD IN A GAME:

62.7 (47-75) vs. Lincoln, Dec. 9, 2024

TWO PLAYERS SCORED 20 POINTS IN A GAME:

22, Donovan Yap; 20, Latrell Davis vs. #25 Utah State, Jan. 7, 2025

THREE OR MORE PLAYERS WITH 10 OR MORE REBOUNDS IN A GAME:

13 by Ashtin Chastain, 12 by Michael Steadman, 12 by Craig LeCesne vs. Air Force, Jan. 26, 2019

FIVE OR MORE PLAYERS WITH 10 OR MORE POINTS IN A GAME:

18 by Robert Vaihola, 13 by Jermaine Washington, 12 by Will McClendon, 12 by Josh Uduje and 11 by Latrell Davis vs. New Mexico (Jan. 14, 2025)

TWO OR MORE PLAYERS WITH 10 OR MORE POINTS & 10 OR MORE REBOUNDS IN A GAME:

33 points and 11 rebounds by Sadaidriene Hall, 23 points and 10 rebounds by Josh Uduje, vs. Cal Poly, Dec. 14, 2024

A SAN JOSÉ STATE PLAYER SCORED 30 OR MORE POINTS IN SUCCESSIVE GAMES:

30, vs. Nevada, on Feb. 12, 2011, and 35, vs. Montana State on Feb. 15, 2011, by Adrian Oliver.

A SAN JOSÉ STATE PLAYER SCORED 20 OR MORE POINTS AND COLLECTED 20 OR MORE REBOUNDS IN A GAME:

21 points and 20 rebounds on Jan. 7, 2012, by Wil Carter.

SAN JOSÉ STATE WON BY 30 OR MORE POINTS:

37 (117-80) vs. Lincoln, Dec. 9, 2024

SAN JOSÉ STATE WON FIVE OR MORE STRAIGHT GAMES:

5, Dec. 5, 1998 through Dec. 27, 1998

SAN JOSÉ STATE WON AN IN-SEASON TOURNAMENT:

2024 Ball Dawgs Classic in Henderson, Nev.

SAN JOSÉ STATE BEAT A NATIONALLY-RANKED TEAM:

Alabama was ranked 19th in the Associated Press poll on Dec. 27, 1996, when San José State posted a 60-59 overtime win in the Comerica Cable Car Classic.

A SPARTAN HAD A TRIPLE-DOUBLE:

18 pts, 10 reb., 10 assists, by Omari Moore, vs. New Mexico, Feb. 20, 2022



11

[BEN ROSEBOROUGH](#) | [G | 6-4, 205 | FR | SACRAMENTO, CA \(BELLA VISTA PREP \[AZ\]\)](#)

	MIN	PTS	REB	APG	FG%	3FG%	FT%
2024-25	-	-	-	-	-	-	-
CAREER	-	-	-	-	-	-	-

2024-25: Has not played yet this season... 3-star recruit on 247Sports & ESPN.

CAREER HIGHS

MIN	PTS	REB	AST	FGM	3PM	FTM	STL	BLK
-	-	-	-	-	-	-	-	-

[JERMAINE WASHINGTON](#) | [G | 6-0, 185 | FR | HEMET, CA \(RANCHO VERDE HS \[CA\]\)](#)

	MIN	PTS	REB	APG	FG%	3FG%	FT%
2024-25	17.1	4.3	1.4	1.1	.449	.310	.600
CAREER	17.1	4.3	1.4	1.1	.449	.310	.600

2024-25: Career-high 13 points and three threes vs. New Mexico... 10 points and seven rebounds vs. Lincoln... Career-high four assists against Life Pacific... Tallied nine points against Pacific... Scored five points in his first collegiate game against Western Illinois.

CAREER HIGH

MIN	PTS	REB	AST	FGM	3PM	FTM	STL	BLK
28	13	7	4	5	3	2	3	1

[CHOL MARIAL](#) | [C | 7-2, 230 | GR | RUMBEEK, SOUTH SUDAN \(COMPASS PREP \[AZ\] / OREGON STATE\)](#)

	MIN	PTS	REB	APG	FG%	3FG%	FT%
2024-25	7.8	1.9	2.2	0.3	.444	.250	.750
CAREER	9.2	1.9	1.9	0.2	.378	.296	.680

2024-25: Season-high nine rebounds and two blocks vs. Air Force... Six points, seven rebounds and two blocks against Hawai'i... Recorded three points and a block against Pacific... Scored six points and hit a three against Western Illinois.

CAREER HIGHS

MIN	PTS	REB	AST	FGM	3PM	FTM	STL	BLK
28	18	10	1	6	1	5	2	4

[CHRISTIAN WISE](#) | [F | 6-6, 205 | SO | SAN FRANCISCO, CA \(ARCHBISHOP RIORDAN HS \[CA\]\)](#)

	MIN	PTS	REB	APG	FG%	3FG%	FT%
2024-25	-	-	-	-	-	-	-
CAREER	10.3	1.6	3.3	0.2	.407	.000	.333

2024-25: Has not played this season... Averaged 1.6 points per game in 2023-24.

CAREER HIGHS

MIN	PTS	REB	AST	FGM	3PM	FTM	STL	BLK
21	6	8	1	3	-	1	1	2

[ROBERT VAIHOLA](#) | [C | 6-8, 260 | R-JR | SAN MATEO, CA \(ARCHBISHOP RIORDAN HS \[CA\] / FRESNO STATE\)](#)

	MIN	PTS	REB	APG	FG%	3FG%	FT%
2024-25	26.3	8.8	7.1	1.7	.578	.000	.627
CAREER	17.7	6.1	5.3	0.7	.664	.000	.563

2024-25: 18 points and nine rebounds vs. New Mexico... Six points, 11 rebounds and three assists vs. #25 Utah State... 17 points and career-high 18 rebounds vs. Lincoln... 10 points and 11 rebounds vs. New Mexico... Career-high five assists vs. USC.

CAREER HIGHS

MIN	PTS	REB	AST	FGM	3PM	FTM	STL	BLK
35	18	18	5	9	-	5	3	4

[AMEERE BRITTON](#) | [G | 6-2, 196 | JR | SACRAMENTO, CA \(ELK GROVE HS \[CA\] / CSU MONTEREY BAY\)](#)

	MIN	PTS	REB	APG	FG%	3FG%	FT%
2024-25	-	-	-	-	-	-	-
CAREER	20.4	5.9	2.1	2.4	.341	.231	.742

2024-25: First season at SJSU... Averaged 4.7 points, 2.1 assists and 2 rebounds per game in 2023-24.

CAREER HIGHS

MIN	PTS	REB	AST	FGM	3PM	FTM	STL	BLK
29	21	6	7	6	3	8	2	2

[SADRAQUE NGANGA](#) | [F | 6-10, 220 | JR | LUANDA, ANGOLA \(COMPASS PREP \[AZ\] / SETON HALL\)](#)

	MIN	PTS	REB	APG	FG%	3FG%	FT%
2024-25	14.3	6.8	3.6	0.3	.538	.407	.706
CAREER	9.2	3.3	2.2	0.3	.483	.340	.724

2024-25: 11 points and 11 rebounds at UNLV... 16 points on 8-9 shooting and seven rebounds vs. Lincoln... Scored 12 points against UNCG... Recorded 29 points and 12 rebounds, shooting 12-14 from the field, against Life Pacific.

CAREER HIGH

MIN	PTS	REB	AST	FGM	3PM	FTM	STL	BLK
25	29	12	2	12	2	3	2	2

[STEVEN VASQUEZ](#) | [G | 6-2, 190 | SR | SANTA MARTA, CA \(SAINT JOSEPH HS \[CA\] / FRESNO STATE\)](#)

	MIN	PTS	REB	APG	FG%	3FG%	FT%
2024-25	9.6	2.1	0.9	0.5	.353	.333	.000
CAREER	5.6	1.1	0.9	0.4	.263	.233	.000

2024-25: Recorded two threes and two steals vs. Kennesaw State... Played 14 minutes vs. Cal Poly... Recorded five points, four rebounds and three assists vs. Lincoln... Knocked down two three pointers in his season debut against Life Pacific.

CAREER HIGHS

MIN	PTS	REB	AST	FGM	3PM	FTM	STL	BLK
16	6	4	3	2	2	-	2	-



13



15



20




22



23



24



33

#1

Most Transformative
University

#3

Top Public Schools,
Regional West

#12

Social Mobility,
Regional West

#16

Best University
in the Nation



2025 BEST COLLEGES IN THE U.S.

#4 PUBLIC UNIVERSITY IN THE U.S.

#16 OVERALL IN THE COUNTRY

WALL STREET JOURNAL / COLLEGE PULSE

SJSU'S RECORD WHEN ...

home	4-5
away	1-4
neutral	4-1
overtime	1-0
games decided by 3 pts or less	1-1
games decided by 4-5 pts	1-2
games decided by 6-10 pts	3-3
games decided by 11-19 pts	1-3
games decided by 20+ pts	3-1
vs. Top 25	0-1
vs. Top 10	0-0
vs. Mid-Major Top 25	0-0
vs. Power 4 opponents	0-1
scoring first	6-5
leading at the half	7-3
tied at the half	0-0
trailing at the half	2-7
leading with 10 mins remaining	8-3
tied with 10 mins remaining	0-0
trailing with 10 mins remaining	1-7
leading with 5 mins remaining	8-1
tied with 5 mins remaining	1-1
trailing with 5 mins remaining	0-8
SJSU shoots 50% or better	6-0
SJSU shoots less than 50%	3-10
SJSU shoots better than opponent	7-1
SJSU shoots the same as opponent	0-0
SJSU shoots worse than opponent	2-9
Opponent shoots 50% or better	1-5
Opponent shoots less than 50%	8-5
SJSU outrebounds opponent	8-1
Opponent outrebounds SJSU	1-7
SJSU equals opponent in rebs	0-2
SJSU shoots 80% or better from FT line	2-6
SJSU has more FT attempts	6-7
Opponent has more FT attempts	3-3
SJSU equals opponent in FT attempts	0-0
SJSU shoots 40% or better from 3	3-5
SJSU has less turnovers than opponent	4-5
SJSU has more turnovers than opponent	4-5
SJSU equals opponent in turnovers	1-0
SJSU scores 100+ pts	2-0
SJSU scores 90-99 pts	1-0
SJSU scores 80-89 pts	2-0
SJSU scores 70-79 pts	2-4
SJSU scores 60-69 pts	2-3
SJSU scores 50-59	0-3
SJSU scores less than 50 pts	0-0
Opponent scores 100+ pts	1-0
Opponent scores 90-99 pts	0-0
Opponent scores 80-89 pts	1-5
Opponent scores 70-79 pts	1-3
Opponent scores 60-69 pts	5-1
Opponent scores 50-59	1-1
Opponent scores less than 50 pts	0-0
On Monday	3-1
On Tuesday	2-2
On Wednesday	1-2
On Thursday	0-0
On Friday	0-1
On Saturday	3-2
On Sunday	0-2
In November	4-5
In December	3-3
In January	2-2
In February	0-0
In March	0-0
On National TV (ESPN, ESPN2, CBS Sports Network, FS1, FS2, Peacock)	0-1
On NBC Sports Bay Area/California	0-0
On Mountain West Network	5-7
Miscellaneous	
Current Streak	W2
Home court streak	W1
Neutral court streak	W4
Road Streak	W1
All-Time Record 114th Season (2,749 games)	1,211-1,538 (.441)

A WIN ON SATURDAY WOULD ...

- Give the Spartans their third win in a row
- Be the Spartans' third win in conference play

A LOSS ON SATURDAY WOULD ...

- Be the Spartans' third loss in a row to Nevada
- Give the Spartans an 2-6 record in conference play

HEIGHT ADVANTAGE

- The Spartans have two player over seven feet in height, Chol Marial (7'2) and Adrame Diongue (7'0).
- SJSU is one of two teams with two seven-footers in the conference (San Diego State)
- At 7'2, Marial is the tallest player in the Mountain West.

NCAA TOURNAMENT EXPERIENCE

- Josh Uduje played in both of Utah State's NCAA Tournament games against [9] TCU and [1] Purdue, tallying 21 points, three steals, two blocks and two threes across both games.
- Will McClendon played in all three of UCLA's NCAA Tournament games against [15] UNC Asheville, [7] Northwestern and [3] Gonzaga during their 2023 sweet sixteen run. In those three games, McClendon recorded four points, two assists and a steal.
- Chol Marial also made an appearance in the 2021 NCAA for the University Maryland in their game against [2] Alabama. Marial recorded two points in the game.

PREDEVELOPED CHEMISTRY

- Robert Vaihola, Donovan Yap and Steven Vasquez all played together at Fresno State during the 2021-22 season.
- Adrame Diongue, Chol Marial, Sadraque NgaNga and Josh Uduje all played under assistant coach Ed Gipson at AZ Compass Prep. Gipson was head coach of the high school from 2017-2023.
- Will McClendon and Donovan Yap were on the same AAU basketball team growing up.

Date	Opponent	SJSU starting lineup (Pos. 1-5)	Lineup Record	Pts	% of Offense	W/L
N4	Western Illinois	Donavan Yap, Will McClendon, Josh Uduje, Sadraque NgaNga, Robert Vaihola	0-1	36	65.5	L
N8	Pacific	Donavan Yap, Will McClendon, Josh Uduje, Sadraque NgaNga, Robert Vaihola	0-2	50	74.6	L
N10	at Hawaii	Donavan Yap, Will McClendon, Josh Uduje, Sadraque NgaNga, Robert Vaihola	0-3	37	53.6	L
N11	Life Pacific	Donavan Yap, Will McClendon, Josh Uduje, Sadraque NgaNga, Robert Vaihola	1-3	64	68.8	W
N17	UC Santa Barbara	Donavan Yap, Will McClendon, Josh Uduje, Sadraque NgaNga, Robert Vaihola	1-4	43	72.9	L
N20	at USC	Donavan Yap, Latrell Davis, Will McClendon, Josh Uduje, Robert Vaihola	0-1	57	83.8	L
N25	UTEP	Donavan Yap, Will McClendon, Sadaidriene Hall, Josh Uduje, Robert Vaihola	1-0	62	87.3	W
N26	UNCG	Donavan Yap, Will McClendon, Sadaidriene Hall, Josh Uduje, Robert Vaihola	2-0	49	71	W
N27	Long Beach State	Donavan Yap, Will McClendon, Sadaidriene Hall, Josh Uduje, Robert Vaihola	3-0	61	74.4	W
D4	at New Mexico*	Donavan Yap, Will McClendon, Sadaidriene Hall, Josh Uduje, Robert Vaihola	3-1	60	77.9	L
D9	Lincoln	Donavan Yap, Latrell Davis, Sadaidriene Hall, Josh Uduje, Robert Vaihola	1-0	75	64.1	W
D14	Cal Poly	Donavan Yap, Will McClendon, Sadaidriene Hall, Josh Uduje, Sadraque NgaNga	1-0	82	76.6	W
D21	Kennesaw State	Donavan Yap, Will McClendon, Sadaidriene Hall, Josh Uduje, Robert Vaihola	4-1	56	62.9	W
D28	Boise State*	Donavan Yap, Will McClendon, Sadaidriene Hall, Josh Uduje, Robert Vaihola	4-2	57	80.3	L
D31	Colorado State*	Donavan Yap, Will McClendon, Sadaidriene Hall, Josh Uduje, Robert Vaihola	4-3	28	56	L
J4	at UNLV*	Donavan Yap, Will McClendon, Sadaidriene Hall, Josh Uduje, Robert Vaihola	4-4	59	80.8	L
J7	#25 Utah State*	Donavan Yap, Will McClendon, Sadaidriene Hall, Josh Uduje, Robert Vaihola	4-5	55	70.5	L
J11	at Air Force*	Donavan Yap, Will McClendon, Sadaidriene Hall, Josh Uduje, Robert Vaihola	5-5	63	91.3	W
J14	New Mexico*	Donavan Yap, Will McClendon, Sadaidriene Hall, Josh Uduje, Robert Vaihola	6-5	44	62.0	W
J18	at Nevada*	-	-	-	-	-
J25	Wyoming*	-	-	-	-	-
J28	at San Diego State*	-	-	-	-	-
F1	Air Force*	-	-	-	-	-
F4	at Fresno State*	-	-	-	-	-
F7	at Boise State*	-	-	-	-	-
F11	San Diego State*	-	-	-	-	-
F14	Nevada*	-	-	-	-	-
F19	at Utah State*	-	-	-	-	-
F22	at Wyoming*	-	-	-	-	-
F25	UNLV*	-	-	-	-	-
M4	at Colorado State*	-	-	-	-	-
M8	Fresno State*	-	-	-	-	-

HEAD COACH TIM MILES



Tim Miles returns for his fourth season as Head Coach of San José State men's basketball. Miles was named the head coach of the Spartan program on April 6, 2021, and brought over 24 years of head coaching experience to the South Bay.

In 2022-23, Miles and Spartans achieved feats that had not been seen in program history including having both the Mountain West Player of the Year in Omari Moore and the Coach of the Year in Miles. Coach was also a Jim Phelan National Coach of the Year Finalist in recognition of the team's 13-win improvement from the previous season.

In 2023-24, Miles led the Spartans to nine wins on the year. SJSU was second in the conference in three pointers made per game with 8.3. Myron Amey Jr. was named all-conference honorable mention in both the Mountain West Coaches Poll and the Mountain West Media Poll.

The Spartans' success propelled them into postseason play in 2022-23 as the team was invited to play in the Discount Tire CBI. The team went 1-1 at the tournament played at the Ocean Center in Daytona Beach, Fla. At the tournament, two of Miles' former players were on coaching staffs of participating teams. Aaron Fearn was then the Associate Head Coach at Charlotte and now Head Coach at Charlotte, while Flynn Clayman was the Associate Head Coach at Southern Utah and is now the Associate Head Coach at High Point University.

In his inaugural season Miles posted eight wins which was the most wins since the 2016-2017 season. The Spartans were third in the conference in 3-point shooting percentage under the guidance of Miles. Under the guidance of Miles, the Spartans had a program record 17 3-pointers against Portland State.

Miles came to San José State after coaching at the University of Nebraska from 2012-19. During his time in Lincoln, Nebraska saw unprecedented success as they were guided to some of their most successful seasons in program history. In 2014, just two seasons after being hired, Miles led the team to their first NCAA Tournament in 16 seasons. He was named the Jim Phelan Award winner for national coach of the year and was also tabbed as the Big Ten Coach of the Year.

That 2013-14 season made Nebraska the talk of college basketball after reaching the tournament despite being selected to finish last in the Big Ten standings in the preseason poll. The Cornhuskers overcame a 1-5 start in conference play by winning 10 out of their last 12 games to finish fourth in the standings with an 11-7 record. Among those wins was a 60-51 victory over No. 9 Michigan State, the program's first road win over a top-10 program since 1997, and a 77-68 defeat of Wisconsin, who would later go on to advance to the 2014 Final Four.

The turnaround at Nebraska began immediately under Miles' wing with the Cornhuskers seeing a three-win improvement from 12 to 15 wins in the 2012-13 year. With just one returning starter, Miles and company defeated three NCAA Tournament teams and finished the year off with a victory over Purdue in the Big Ten Tournament.

After the success of the Huskers' NCAA Tournament appearance in 2013-14, the following season saw more firsts for the Nebraska program as they achieved a national ranking for the first time since 1995.

In 2017-18, Miles led the Cornhuskers to one of their most successful seasons in program history. Nebraska won 22 games, their most since the 1990-91 campaign, with a school record 13 wins in conference play and earned a bid to the National Invitation Tournament (NIT) for their first postseason appearance in four seasons.

In Miles' final season at Nebraska, the Huskers won 19 games and earned another top-25 ranking in the Associated Press poll. They advanced to their second-straight NIT appearance.

In his seven total seasons at the helm of Nebraska men's basketball, Miles guided nine players to All-Big Ten accolades including two-time all-conference pick Terran Petteway, who became the first Husker in program history to win the Big Ten scoring title in 2013-14 with an average of 18.1 points per game.

In addition to being a premier talent at building programs, Miles also demands excellence from his student-athletes in the classroom. He guided 17 Nebraska players to Academic All-Big Ten honors, including a conference-best five selections in 2015. In 2014-15, Shamian Shields became the first player in program history to earn first-team Academic All-American honors.

Prior to his extended stint at Nebraska, Miles made a name for himself at Colorado State where he took the Rams to new heights and laid the foundation for what is now one of the top teams in the Mountain West. In five seasons at the helm, he increased his win total in each season with his best year being the 2011-12 campaign that saw CSU defeat a school-record three ranked teams en route to their first 20-plus win season since 1997-98. The Rams finished with a 20-12 record, put three players on the all-conference team, and advanced to the NCAA Tournament for the first time in nine years. For his efforts, Miles was named the District VIII Coach of the Year by the U.S. Basketball Writers Association.

The 2011-12 Colorado State team averaged 70.1 points per game and was the Mountain West leader in field goal percentage (47.1), 3-point percentage (40.0) and free throw percentage (76.8). They also were one of just two programs nationwide to rank in the top 10 in both free throw and 3-point percentage. The Rams' 20-win campaign was just the seventh in program history.

Similar to what he would eventually do at Nebraska, Miles quickly turned the Colorado State program around from his first day on campus. His first two seasons saw the Rams battle through growing pains and injuries while still making strides towards becoming the program that it is today. Colorado State improved their win total in league play in Miles' second season and finished the year off with a key victory over Wyoming in the Mountain West Tournament.

Years three through five were some of the most successful for the Rams in recent history, culminating in CSU's NCAA Tournament bid in 2011-12. In 2009-10, Miles led the Rams to their first postseason appearance in seven years after posting 16 regular-season wins. Colorado State was selected to participate in the College Basketball Invitational (CBI), and Miles was named the Mountain West Coach of the Year by CollegeInsider.com.

The 2010-11 team finished in fourth place in the Mountain West after posting the program's first winning record since 2007. The Rams finished the year 19-13 and earned a berth to the NIT for their second-straight

postseason appearance. Miles and company won nine conference games that year, the most for the Rams since the formation of the Mountain West in 1999-2000, and received votes in the top-25 national poll at year's end for the first time since 2005-06.

Before going to CSU, Miles was the head coach of the Bison of North Dakota State for six seasons, where he guided the program through their transition to Division I. The Bison reached at least 16 wins in each of Miles' final five seasons at the helm. One of their biggest moments came in 2005-06 against 13th ranked Wisconsin. North Dakota State handed the Badgers a 62-55 loss, snapping Wisconsin's 27-game win streak against non-conference opponents. The loss was also just one of 10 non-conference home losses for the Badgers under hall of fame coach Bo Ryan. Miles was awarded the CBS Sportsline Division I Independent Coach of the Year and was a finalist for the Hugh Durham Mid-Major Coach of the Year Award.

Miles was also the catalyst for turning around Southwest Minnesota State University, who he guided for four seasons before joining North Dakota State. Prior to Miles' arrival, the Mustangs had just one winning season in the previous decade. Miles changed all of that by posting a 78-39 four-year total, including a program-record 28-win season in 2001. The Mustangs won the 2001 Northern Sun Intercollegiate Conference Championship as well as the NCAA North Central Regional Championship before advancing to the Division II Elite Eight. Miles was named the NSIC and North Central Region Coach of the Year Awards for his unprecedented success.

Miles made his head coaching debut as the head man at Mayville (N.D.) State University. The program was just 4-44 in the previous two seasons before Miles took over, and in the first of many instances of changing a program's culture, he was able to turn things around and led them to a 35-22 record in three seasons. Miles was inducted into the Mayville State Hall of Fame in 2016.

Before reaching the head coaching ranks, Miles made his coaching debut as an assistant at Northern State. He spent six seasons on staff from 1989-90 to 1994-95, helping lead the program to five NIAA playoff appearances and five regional titles. As the team's recruiting coordinator, he brought in and molded five All-Americans and helped the Wolves advance to the NAIA National Championship in back-to-back seasons.

A native of Doland, S.D., Miles graduated from the University of Mary in Bismarck, N.D., in 1989. He then earned his master's degree in health and physical education from Northern State in 1990. In 2007, he was inducted into the University of Mary Hall of Fame.

Following his stint at Nebraska Miles took a brief two-year pause from coaching, turning in his whistle for a microphone. He began working with the Big Ten Network, Fox Sports and FS1 as an analyst in 2019 and also lent his talents to a podcast called "Inside the Mind of Miles" as part of the "Field of 68" college basketball media network.

Miles has daughter, Ava who graduated from San José State in 2023, and a son, Gabe, who is a student-athlete at North Dakota State. They have a yellow lab, appropriately named Sammy.

SEASON-BY-SEASON WITH TIM MILES

Year	School	Record	Postseason
2024	San Jose State	9-10 (2-5)	
2023	San Jose State	9-23 (2-16)	
2022	San Jose State	21-14 (10-8)	CBI Second Round
2021	San Jose State	8-23 (1-17)	
2019	Nebraska	19-17 (6-14)	NIT Second Round
2018	Nebraska	22-11 (13-5)	NIT First Round
2017	Nebraska	12-19 (6-12)	
2016	Nebraska	16-18 (6-12)	
2015	Nebraska	13-18 (5-13)	
2014	Nebraska	19-13 (11-7)	NCAA First Round
2013	Nebraska	15-18 (5-13)	
2012	Colorado State	20-12 (8-6)	NCAA First Round
2011	Colorado State	19-13 (9-7)	NIT First Round
2010	Colorado State	16-16 (7-9)	CBI First Round
2009	Colorado State	9-22 (4-12)	
2008	Colorado State	7-25 (0-16)	
2007	North Dakota State	20-8	
2006	North Dakota State	16-12	
2005	North Dakota State	16-12	
2004	North Dakota State	16-13 (8-6)	
2003	North Dakota State	20-11 (9-7)	
2002	North Dakota State	11-15 (5-13)	
2001	SW Minnesota State	28-7 (17-1)	NCAA DII Elite Eight
2000	SW Minnesota State	18-10 (12-6)	
1999	SW Minnesota State	16-11 (7-5)	
1998	SW Minnesota State	16-11 (7-5)	
1997	Mayville State	18-11 (10-2)	NAIA-II First Round
1996	Mayville State	17-11 (9-3)	NAIA-II First Round
25 seasons		446-408 (.522), 3 NCAA (2 D1), 3 NIT	



Damany Hendrix
Assistant Coach
Lamar '05

Coaching Career

- **San Jose St. (2021-Pres.)**
- Vanderbilt (2019-21)
- NBA G-League

- Enters his fourth season as assistant coach of the program.
- Spent two seasons at Vanderbilt, the first as the team's director of player development and quality control and the second as an assistant coach.
- Before Vanderbilt, Hendrix served an assistant coach in the NBA G League for the Northern Arizona Suns and the Raptors 905, where he worked under head coach Jerry Stackhouse.
- Previously had coaching stints at Cal Maritime Academy, Cal State Northridge, Vallejo High School, Oakland Soldiers AAU and Justin-Siena High School.
- Also spent two years in Beijing as a player development assistant.



Jeff Strohm
Assistant Coach
Eastern Illinois '88

Coaching Career

- **San Jose St. (2022-Pres.)**
- LMU (2016-20)
- Many schools (1987-2014)

- Enters his third season as assistant coach of the program.
- 2015 inductee in the Utah Hall of Fame member as a coaching staff member on the 1998 NCAA runner ups (Utah).
- 2009 inductee in the Marquette M Club Hall of Fame as a coaching staff member on the 2003 Final Four team (Marquette).
- Throughout his coaching tenure, he coached in one NCAA National Championship game in 1998 with Utah, two Final Four appearances (Utah, Marquette) and has nine 20 win seasons.
- Also recruited and coached No. 1 NBA draft pick Andrew Bogut (Milwaukee Bucks). He also has seven conference championships and has coached 15 NBA players with five being All-Americans.
- Has also spent time at LMU, Tulane, Western Kentucky, Northern Illinois, Sullivan HSI and Casey Westfield HS.



Ed Gipson
Assistant Coach
Calumet College of St. Joseph '05

Coaching Career

- **San Jose St. (2023-Pres.)**
- AZ Compass Prep (2017-23)
- Robert Morris (2009-14)

- Enters his second season as assistant coach of the program.
- Spent seven years as the head men's basketball coach at AZ Compass Prep. He led the program to the GEICO national championship game for the first time in school history and his team's made national tournaments two other years.
- Head coach at Chandler High School from 2015-16 and Power House Hoops 16U Elite in the Summer of 2015
- Was the associate head coach at Robert Morris University from 2009-14.
- Has also spent time coaching at Bishop Noll Institute and Ralph Ellison Charter School.
- Played at Los Angeles Southwest College in 2001 before transferring to Highland Community College in Illinois, going 34-9 in 2001-02.



Tim Marrion
Director of Operations
Washington State '06

Career

- **San Jose St. (2023-Pres.)**
- Idaho (2021-23)
- Washington State (2016-19)

- Enters his second season with the program.
- Currently in his fourth stint at SJSU. He previously was an assistant for the 2019-20 and 2020-21 seasons.
- Was an assistant at Idaho from 2021-23.
- Began his professional career with SJSU in 2006-07 as an administrative assistant before being promoted to an assistant coach for the 2007-08 season.
- Served as an assistant coach at Washington State as a member of head coach Ernie Kent's staff last season. Marion first joined the Cougars' program in 2009 as the coordinator of basketball operations. He also served as the team's director of player development and academic liaison as well as coordinator of basketball operations.
- Had his hand in the development of nine current and former NBA players, including former Spartan great Adrian Oliver and three-time NBA Champion of the Golden State Warriors, Klay Thompson.
- Also served as an associate head coach at Clark College from 2014-15.



Austin Sleight
Recruiting Coordinator
Nebraska '20

- Enters his fourth season with the program.
- Spent four seasons with Tim Miles at the University of Nebraska where he was the Cornhuskers' head manager. In the role, he directed a staff of up to 15 managers while performing various duties to help the coaching staff with day-to-day and game day activities.
- Spent the 2020-21 season as a graduate assistant and video coordinator for Stephen F. Austin, where he was in control of all video for basketball related activities, including breaking down opponent scouting materials, providing video analysis for opponents and self-scouting for games and practices, among many other duties.



Zack Sherwood
Assistant Director of
Sports Medicine
High Point '15

- Started in 2019 as an assistant athletic trainer for San Jose State. He works primarily with the Spartan men's basketball and women's golf programs.
- Prior to joining the Spartans, Sherwood worked as an athletic trainer with the Oakland Roots of the USL, Santa Clara University, Fairmont State University and Newberry College.

THE LAST TIME IT HAPPENED...

LAST TIME A SAN JOSE STATE PLAYER...

Scored 40+ Points 42, Adrian Oliver vs. Puget Sound (12/22/11)**
Scored 35-39 Points 35 by Richard Washington vs. Colorado State (1/14/21)
Scored 30-34 Points 33 points by Sadaidriene Hall vs. Cal Poly (12/14/24)
Scored 30 Or More Points In Back-To-Back Games
..... Adrian Oliver vs. Nevada (30 points, 2/12/11) and Montana State (35 points, 2/15/11)
Scored 25 or More Points in Back-to-Back Games
..... Omari Moore; 33 vs. Air Force (3/4/23) and 26 vs. Nevada (3/9/23)
Scored 20 or More Points in Five Consecutive Games
..... 5 games by Josh Uduje (12/4/24-12/28/24)
Most Rebounds All-Time 28 by Marv Branstrom vs. Arizona State (12/4/56)**
Grabbed 20 Rebounds 20 by Wil Carter vs. Hawaii (1/7/12)
Grabbed 15-19 Rebounds 18 by Robert Vaihola vs. Lincoln (12/9/24)
Most Field Goals Made All-Time ... 17 by Stan Hill vs. Sacramento State (1/5/78)**
Made 15+ Field Goals 16 by Brandon Clarke vs. Air Force (1/14/17)
Made 10-14 Field Goals 14 by Sadaidriene Hall vs. Cal Poly (12/14/24)
Most Attempted Field Goals All-Time 33 by Buster Burgos vs. Arizona (12/18/53)**
Attempted 25+ Field Goals 26 by Omari Moore vs. Boise State (2/25/23)
Attempted 20-24 Field Goals 21 by Sadaidriene Hall vs. Cal Poly (12/14/24)
Made 8+ 3-pointers 8 by Trey Smith vs. Portland (12/17/21)**
Made 7 3-pointers 7 by Tibet Gorener vs. Fresno State (1/16/24)
Made 6 3-pointers 6 by Donovan Yap vs. #25 Utah State (1/7/25)
Attempted 15+ 3-pointers 17 by Michael Quinney vs. Fresno State (2/18/98)**
Attempted 10+ 3-pointers 10 by Donovan Yap vs. #25 Utah State (1/7/25)
Made 15+ Free Throws .24 by Brandon Hawkins vs. Mount St. Mary's (12/22/01)**
Made 10+ Free Throws 10 by Will McClendon vs. Pacific (11/8/24)
Attempted 20+ Free Throws 31 by Brandon Hawkins vs. Mount St. Mary's (12/22/01)**
Attempted 15+ Free Throws 15 by Seneca Knight vs. Colorado State (2/22/20)
Had 15 Assists 17 by Ken Mickey vs. Illinois State (1/12/77)**
Had 10+ Assists 10 by Alvaro Cardenas vs. New Mexico (1/24/24)
Had 6 Steals 8 by Omari Moore vs. New Mexico (3/4/20)**
Had 5 Steals 5 by Omari Moore vs. UNLV (2/19/21)
Had 5 Blocks 5 by Ibrahima Diallo vs. Boise State (1/3/23)
Posted Back-to-Back Double-Doubles
..... Sadaidriene Hall; 33 pts. & 11 rebs vs. Cal Poly (12/14/24) and 17 pts. & 14 rebs. vs. Kennesaw State (12/21/24)
Hit A Shot In The Closing Seconds To Send A Game To Overtime
..... Trailing 91-88 to Cal Poly (12/14/24), Donovan Yap tapped a loose ball out to Sadaidriene Hall who then knocked down the game-tying three with three seconds remaining in regulation, forcing overtime. SJSU wins 107-100.
Hit A Shot At The Buzzer To Win A Game Tied at 67 against Air Force, Myron Amey Jr. hit a three at the buzzer to give the Spartans a 70-67 win (1/13/24)
Hit A Closing-Seconds Shot To Win A Game Trailing 70-69 to New Mexico, Latrell Davis hit put back jumper off the glass with two seconds remaining to give the Spartans a 71-70 win (1/14/25)
Had A Triple-Double
..... 18 pts, 10 reb., 10 assists, by Omari Moore, vs. New Mexico (2/20/22)
SJSU Player Made SportCenter's Top 10 Plays
..... Latrell Davis hit a shot from half court at the first half buzzer vs. Kennesaw State to earn the No. 10 play of the night on ESPN (12/21/24)

**** Indicates School Record**

LAST TIME SAN JOSE STATE...

Scored 120-129 Points 128 vs. Life Pacific (12/22/15)**
Most Points Allowed All-Time 119 by TCU (2/7/98)**
Scored 110-119 Points 117 vs. Lincoln in a 117-80 win (12/9/24)
Allowed 110+ Points 111 by Wyoming (3/10/21)
Scored 105-109 Points 107 vs. Cal Poly in a 107-100 OT win (12/14/24)
Allowed 105-109 Points 106 vs. Boise State (12/31/20)
Scored 100-104 Points 101 vs. Boise State (1/6/11)
Allowed 100-104 Points 100 vs. Cal Poly in a 107-100 OT win (12/14/24)
Scored 90+ Points 107 vs. Cal Poly in a 107-100 OT win (12/14/24)
Allowed 90+ Points 100 vs. Cal Poly in a 107-100 OT win (12/14/24)
Scored 60 Points in a Half 60 in the 2nd half vs Lincoln (12/9/24)
Opponent scored 60 Points in a Half ... 60 by Utah State in the 2nd half (12/21/20)
Did Not Score 20+ Points in a Half 15 in 1st half vs. Colorado State (12/31/24)
Opponent Did Not Score 20+ Points in a Half 19 in 2nd half vs. Hampton (11/20/23)
Most Rebounds All-Time 86 vs. Oregon (1/3/52)**
Grabbed 50 Rebounds 57 vs. Lincoln (12/9/24)
Made 40 Field Goals 47 vs. Lincoln (12/9/24)
Made 35-39 Field Goals 39 vs. Cal Poly (12/14/24)
Attempted 90 Field Goals 107 vs. Nevada (12/8/68)**
Attempted 80 Field Goals 83 vs. Bethesda (11/12/22)
Attempted 70 Field Goals 74 vs. Cal Poly (12/14/24)
Made 20+ 3-pointers 20 vs. Bethesda (1/8/21)**
Made 15+ 3-pointers 17 vs. Fresno State (1/16/24)
Made 10+ 3-pointers 10 vs. New Mexico (1/14/25)
Attempted 35+ 3-pointers 41 vs. Bethesda (1/8/22)**
Attempted 30-34 3-pointers 33 vs. #25 Utah State (1/7/25)
Made 35 Free Throws 42 vs. Mount St. Mary's (12/22/01) **
Was Perfect from the FT line 5-5 vs. New Mexico (1/24/24)
Had 30 Assists 33 vs. Bethesda (1/8/22)**
Had 25 Assists 28 vs. Lincoln (12/9/24)
Had 20-24 Assists 20 vs. #25 Utah State (1/7/25)
Had 20 Steals 20 vs. Menlo (11/27/98)**
Had 15-19 Steals
Had 10-14 Steals 10 vs. Air Force (1/11/25)
Had 11 Blocks 11 vs. Idaho (3/6/07)**
Never trailed in a game 89-65 vs. Kennesaw State (12/21/24)
Overcame a 20+ Point Deficit To Win 20 vs. Air Force (3/4/23)
.....
Overcame a 10-Point Deficit To Win
..... New Mexico held a 13 point lead in the SJSU 71-70 win (1/14/25)
Overcame a Double-Digit Halftime Deficit To Win 14 vs. Air Force (3/4/23)
.....
Had Six Players Score In Double Figures in Same Game
..... 7 vs. Lincoln (12/9/24); 21 by Josh Uduje, 17 by Robert Vaihola, 16 by Donovan Yap, 16 by Sadraque NgaNga, 13 by Latrell Davis, 11 by Pasha Goodarzi and 10 by Jermaine Washington.
Had Two Players Record Double-Doubles in Same Game
Sadaidriene Hall (33 pts. & 11 rebs.) and Josh Uduje (23 pts. & 10 rebs.) vs. Cal Poly (12/14/24)
Had Three Players Score 20+ Points in Same Game
..... 33 by Sadaidriene Hall, 23 by Josh Uduje & 21 by Latrell Davis vs. Cal Poly (12/14/24)

**** Indicates School Record**



2024-25 San Jose St. Men's Basketball
Season/Career Statistics
All games

Page 1/1
as of Jan 15, 2025

Summary

Player	Season Statistics										Career Statistics									
	GP-GS	MIN/G	FG%	3FG%	FT%	R/G	A/G	STL	BLK	PTS/G	GP-GS	MIN/G	FG%	3FG%	FT%	R/G	A/G	STL	BLK	PTS/G
DAVIS, Latrell	19-2	21.1	.453	.342	.671	3.1	1.4	9	0	8.3	50-5	16.6	.485	.320	.662	2.4	0.9	17	1	6.7
GOODARZI, Pasha	9-0	8.7	.304	.273	.500	0.3	0.2	1	0	2.3	12-0	8.1	.321	.296	.500	0.4	0.3	1	0	2.3
HALL, Sadaidriene	19-13	22.5	.487	.308	.833	5.0	1.4	19	8	7.7	103-48	21.9	.560	.276	.706	5.4	1.5	111	61	10.0
MARIAL, Chol	12-0	7.8	.444	.250	.750	2.2	0.3	1	8	1.9	82-18	9.2	.378	.296	.680	1.9	0.2	10	66	1.9
MCCLENDON, Will	18-18	32.0	.387	.378	.850	2.8	3.0	14	1	13.1	78-22	19.5	.346	.327	.786	2.4	1.4	43	3	5.1
NGANGA, Sadraque	18-6	14.3	.538	.407	.706	3.6	0.3	5	0	6.8	54-6	9.2	.483	.340	.724	2.2	0.3	10	2	3.3
UDUJE, Josh	19-19	30.7	.522	.359	.833	4.5	1.3	16	8	16.5	118-68	25.9	.445	.314	.797	3.3	1.0	102	41	10.6
VAIHOLA, Robert	18-18	26.3	.578	.000	.627	7.1	1.7	9	23	8.8	75-18	17.7	.664	.000	.563	5.3	0.7	24	48	6.1
VASQUEZ JR., Steven	8-0	9.6	.353	.333	.000	0.9	0.5	4	1	2.1	25-0	5.6	.263	.233	.000	0.9	0.4	6	1	1.1
WASHINGTON, Jermaine	18-0	17.1	.449	.310	.600	1.4	1.1	7	1	4.3	18-0	17.1	.449	.310	.600	1.4	1.1	7	1	4.3
YAP JR., Donavan	19-19	29.0	.338	.333	.900	2.6	2.9	15	1	8.5	109-34	17.9	.370	.297	.829	1.6	1.4	57	3	6.0

Scoring

Player	Season Statistics								Career Statistics							
	FG-FGA	FG%	3FG-3FGA	3FG%	FT-FTA	FT%	PTS	PTS/G	FG-FGA	FG%	3FG-3FGA	3FG%	FT-FTA	FT%	PTS	PTS/G
DAVIS, Latrell	48-106	.453	13-38	.342	49-73	.671	158	8.3	111-229	.485	24-75	.320	88-133	.662	334	6.7
GOODARZI, Pasha	7-23	.304	6-22	.273	1-2	.500	21	2.3	9-28	.321	8-27	.296	1-2	.500	27	2.3
HALL, Sadaidriene	57-117	.487	8-26	.308	25-30	.833	147	7.7	426-761	.560	16-58	.276	166-235	.706	1034	10.0
MARIAL, Chol	8-18	.444	1-4	.250	6-8	.750	23	1.9	56-148	.378	8-27	.296	34-50	.680	154	1.9
MCCLENDON, Will	74-191	.387	37-98	.378	51-60	.850	236	13.1	127-367	.346	67-205	.327	77-98	.786	398	5.1
NGANGA, Sadraque	50-93	.538	11-27	.407	12-17	.706	123	6.8	70-145	.483	16-47	.340	21-29	.724	177	3.3
UDUJE, Josh	120-230	.522	23-64	.359	50-60	.833	313	16.5	462-1038	.445	131-417	.314	196-246	.797	1251	10.6
VAIHOLA, Robert	63-109	.578	0-0	.000	32-51	.627	158	8.8	192-289	.664	0-0	.000	72-128	.563	456	6.1
VASQUEZ JR., Steven	6-17	.353	5-15	.333	0-0	.000	17	2.1	10-38	.263	7-30	.233	0-0	.000	27	1.1
WASHINGTON, Jermaine	31-69	.449	13-42	.310	3-5	.600	78	4.3	31-69	.449	13-42	.310	3-5	.600	78	4.3
YAP JR., Donavan	49-145	.338	27-81	.333	36-40	.900	161	8.5	217-587	.370	79-266	.297	136-164	.829	649	6.0

Totals

Player	Season Statistics									Career Statistics								
	O-REB	D-REB	TOTAL	PF	FO	A	TO	A/TO		O-REB	D-REB	TOTAL	PF	FO	A	TO	A/TO	
DAVIS, Latrell	13	45	58	22	0	26	11	2.4		28	93	121	60	0	45	31	1.5	
GOODARZI, Pasha	0	3	3	3	0	2	3	0.7		0	5	5	5	0	4	4	1.0	
HALL, Sadaidriene	20	75	95	35	0	27	21	1.3		193	362	555	227	4	155	144	1.1	
MARIAL, Chol	5	21	26	9	0	3	5	0.6		35	124	159	117	1	15	66	0.2	
MCCLENDON, Will	6	44	50	30	0	54	15	3.6		37	153	190	108	0	111	37	3.0	
NGANGA, Sadraque	27	38	65	20	0	6	17	0.4		39	78	117	51	0	15	34	0.4	
UDUJE, Josh	29	56	85	40	0	24	35	0.7		123	263	386	188	0	118	151	0.8	
VAIHOLA, Robert	42	85	127	42	2	31	31	1.0		161	237	398	121	3	55	90	0.6	
VASQUEZ JR., Steven	2	5	7	11	0	4	0	0.0		3	19	22	14	0	9	1	9.0	
WASHINGTON, Jermaine	5	21	26	28	0	20	14	1.4		5	21	26	28	0	20	14	1.4	
YAP JR., Donavan	7	43	50	47	1	55	31	1.8		20	158	178	157	1	155	142	1.1	



2024-25 San Jose St. Men's Basketball
Season Box Score
All games

Page 1/1
as of Jan 15, 2025

Game Records

Record	Overall	Home	Away	Neutral
ALL GAMES	9-10	4-5	1-4	4-1
CONFERENCE	2-5	1-3	1-2	0-0
NON-CONFERENCE	7-5	3-2	0-2	4-1

Team Box Score

No.	Player				Total		3-Point		F-Throw		Rebounds														
		GP-GS	MIN	AVG	FG-FGA	FG%	3FG-3FGA	3FG%	FT-FTA	FT%	OFF	DEF	TOT	AVG	PF	DQ	A	TO	BLK	STL	PTS	AVG			
9	UDUJE, Josh	19-19	583:08	30.7	120-230	.522	23-64	.359	50-60	.833	29	56	85	4.5	40	0	24	35	8	16	313	16.5			
1	MCLENDON, Will	18-18	576:51	32.0	74-191	.387	37-98	.378	51-60	.850	6	44	50	2.8	30	0	54	15	1	14	236	13.1			
22	VAIHOLA, Robert	18-18	473:27	26.3	63-109	.578	0-0	.000	32-51	.627	42	85	127	7.1	42	2	31	31	23	9	158	8.8			
0	YAP JR., Donovan	19-19	550:11	29.0	49-145	.338	27-81	.333	36-40	.900	7	43	50	2.6	47	1	55	31	1	15	161	8.5			
5	DAVIS, Latrell	19-2	400:24	21.1	48-106	.453	13-38	.342	49-73	.671	13	45	58	3.1	22	0	26	11	0	9	158	8.3			
6	HALL, Sadaidriene	19-13	427:45	22.5	57-117	.487	8-26	.308	25-30	.833	20	75	95	5.0	35	0	27	21	8	19	147	7.7			
24	NGANGA, Sadraque	18-6	256:38	14.3	50-93	.538	11-27	.407	12-17	.706	27	38	65	3.6	20	0	6	17	0	5	123	6.8			
13	WASHINGTON, Jermaine	18-0	308:31	17.1	31-69	.449	13-42	.310	3-5	.600	5	21	26	1.4	28	0	20	14	1	7	78	4.3			
7	GOODARZI, Pasha	9-0	78:06	8.7	7-23	.304	6-22	.273	1-2	.500	0	3	3	0.3	3	0	2	3	0	1	21	2.3			
33	VASQUEZ JR., Steven	8-0	76:56	9.6	6-17	.353	5-15	.333	0-0	.000	2	5	7	0.9	11	0	4	0	1	4	17	2.1			
15	MARIAL, Chol	12-0	93:03	7.8	8-18	.444	1-4	.250	6-8	.750	5	21	26	2.2	9	0	3	5	8	1	23	1.9			
Team											37	39	76				13								
Total		19	3825		513-1118	.459	144-417	.345	265-346	.766	193	475	668	35.2	287	3	252	196	51	100	1435	75.5			
Opponents		19	3825		515-1138	.453	146-439	.333	209-305	.685	195	451	646	34.0	294	3	274	199	55	95	1385	72.9			

Score by Periods

Team	1st	2nd	OT	TOT
San Jose St.	661	758	16	1435
Opponents	647	729	9	1385



2024-25 San Jose St. Men's Basketball
Overall Team Statistics
All games

Page 1/1
as of Jan 15, 2025

Team Statistics

	SJSU	OPP
Scoring	1435	1385
Points per game	75.5	72.9
Scoring margin	+2.6	-
Field goals-att	513-1118	515-1138
Field goal pct	.459	.453
3 point fg-att	144-417	146-439
3-point FG pct	.345	.333
3-pt FG made per game	7.6	7.7
Free throws-att	265-346	209-305
Free throw pct	.766	.685
F-Throws made per game	13.9	11.0
Rebounds	668	646
Rebounds per game	35.2	34.0
Rebounding margin	+1.2	-
Assists	252	274
Assists per game	13.3	14.4
Turnovers	196	199
Turnovers per game	10.3	10.5
Turnover margin	+0.2	-
Assist/turnover ratio	1.3	1.4
Steals	100	95
Steals per game	5.3	5.0
Blocks	51	55
Blocks per game	2.7	2.9
Winning streak	2	-
Home win streak	1	-
Attendance	15966	25151
Home games-Avg/Game	9-1774	5-5030
Neutral site-Avg/Game	-	5-21

Score by Periods

Team	1st	2nd	OT	TOT
San Jose St.	661	758	16	1435
Opponents	647	729	9	1385



2024-25 San Jose St. Men's Basketball
Season Schedule/Results & Leaders
All games

Page 1/1
as of Jan 15, 2025

Game Records

Record	Overall	Home	Away	Neutral
ALL GAMES	9-10	4-5	1-4	4-1
CONFERENCE	2-5	1-3	1-2	0-0
NON-CONFERENCE	7-5	3-2	0-2	4-1

Team Results

Date	Opponent		Score	Att.	High Points	High Rebounds
11/04/2024	Western Ill.	L	55-59	1876	(13) UDUJE, Josh (13) MCCLENDON, Will	(7) VAIHOLA, Robert
11/08/2024	vs Pacific	L	67-80	0	(15) UDUJE, Josh	(5) HALL, Sadaidriene (5) UDUJE, Josh
11/10/2024	at Hawaii	L	69-80	4580	(16) YAP JR., Donovan	(7) MARIAL, Chol
11/11/2024	vs LIFE Pacific	W	93-56	0	(29) NGANGA, Sadraque	(12) NGANGA, Sadraque
11/17/2024	UC Santa Barbara	L	59-64	1817	(22) UDUJE, Josh	(9) VAIHOLA, Robert
11/20/2024	at Southern California	L	68-82	3186	(25) UDUJE, Josh	(9) VAIHOLA, Robert
11/25/2024	vs UTEP	W	71-65	104	(23) UDUJE, Josh	(9) DAVIS, Latrell
11/26/2024	vs UNC Greensboro	W	69-64	0	(14) YAP JR., Donovan	(5) YAP JR., Donovan (5) UDUJE, Josh
11/27/2024	vs Long Beach St.	W	82-66	0	(18) YAP JR., Donovan	(6) VAIHOLA, Robert
12/04/2024	at New Mexico	L	77-83	10658	(22) UDUJE, Josh	(11) VAIHOLA, Robert
12/09/2024	Lincoln (CA)	W	117-80	1659	(21) UDUJE, Josh	(18) VAIHOLA, Robert
12/14/2024	Cal Poly	Wot	107-100	2134	(33) HALL, Sadaidriene	(11) HALL, Sadaidriene
12/21/2024	Kennesaw St.	W	89-65	1767	(22) UDUJE, Josh	(14) HALL, Sadaidriene
12/28/2024	Boise St.	L	71-73	1767	(22) UDUJE, Josh	(8) VAIHOLA, Robert
12/31/2024	Colorado St.	L	50-72	1425	(15) MCCLENDON, Will	(6) DAVIS, Latrell
01/04/2025	at UNLV	L	73-79	5182	(18) UDUJE, Josh	(11) NGANGA, Sadraque
01/07/2025	Utah St.	L	78-85	1668	(22) YAP JR., Donovan	(11) VAIHOLA, Robert
01/11/2025	at Air Force	W	69-62	1545	(20) MCCLENDON, Will	(9) MARIAL, Chol
01/14/2025	New Mexico	W	71-70	1853	(18) VAIHOLA, Robert	(9) VAIHOLA, Robert

Attendance Summary

	Games	Attend	Avg/Game
Home	9	15966	1774
Away	5	25151	5030
Neutral	5	104	21
Total	19	41221	2170



2024-25 San Jose St. Men's Basketball
Team High/Low Analysis
All games

Page 1/4
as of Jan 15, 2025

San Jose St. - Game Highs

POINTS	117		Lincoln (CA) (12/09/2024)
	107		Cal Poly (12/14/2024)
	93		vs LIFE Pacific (N) (11/11/2024)
	89		Kennesaw St. (12/21/2024)
	82		vs Long Beach St. (N) (11/27/2024)
FIELD GOALS MADE	47		Lincoln (CA) (12/09/2024)
	40		vs LIFE Pacific (N) (11/11/2024)
FIELD GOAL ATTEMPTS	75		Lincoln (CA) (12/09/2024)
	74		Cal Poly (12/14/2024)
FIELD GOAL PERCENTAGE	.627	(47-75)	Lincoln (CA) (12/09/2024)
	.571	(40-70)	vs LIFE Pacific (N) (11/11/2024)
3 PT FG MADE	14		Utah St. (01/07/2025)
	11		at Southern California (11/20/2024)
3 PT FG ATTEMPTS	33		Utah St. (01/07/2025)
	30		Lincoln (CA) (12/09/2024)
3 PT FG PERCENTAGE	.500	(6-12)	at Hawaii (11/10/2024)
	.478	(11-23)	at Southern California (11/20/2024)
FREE THROWS MADE	21		at Hawaii (11/10/2024)
	20		Cal Poly (12/14/2024)
	20		vs UTEP (N) (11/25/2024)
	20		vs Pacific (N) (11/08/2024)
	20		Western Ill. (11/04/2024)
FREE THROW ATTEMPTS	29		Cal Poly (12/14/2024)
	29		Western Ill. (11/04/2024)
FREE THROW PERCENTAGE	.941	(16-17)	at UNLV (01/04/2025)
	.938	(15-16)	Lincoln (CA) (12/09/2024)
REBOUNDS	57		Lincoln (CA) (12/09/2024)
	49		vs LIFE Pacific (N) (11/11/2024)
ASSISTS	28		Lincoln (CA) (12/09/2024)
	20		Utah St. (01/07/2025)
	20		Kennesaw St. (12/21/2024)
STEALS	10		at Air Force (01/11/2025)
	7		Kennesaw St. (12/21/2024)
	7		Cal Poly (12/14/2024)
	7		at Southern California (11/20/2024)
	7		vs LIFE Pacific (N) (11/11/2024)
BLOCKED SHOTS	9		Lincoln (CA) (12/09/2024)
	7		at New Mexico (12/04/2024)
TURNOVERS	24		vs UTEP (N) (11/25/2024)
	14		New Mexico (01/14/2025)
	14		Cal Poly (12/14/2024)
FOULS	22		at New Mexico (12/04/2024)
	21		at Hawaii (11/10/2024)
	21		vs Pacific (N) (11/08/2024)



2024-25 San Jose St. Men's Basketball
Team High/Low Analysis
All games

Page 3/4
as of Jan 15, 2025

San Jose St. - Game Lows

POINTS	50		Colorado St. (12/31/2024)
	55		Western Ill. (11/04/2024)
	59		UC Santa Barbara (11/17/2024)
	67		vs Pacific (N) (11/08/2024)
	68		at Southern California (11/20/2024)
FIELD GOALS MADE	16		Western Ill. (11/04/2024)
	18		Colorado St. (12/31/2024)
FIELD GOAL ATTEMPTS	43		vs UTEP (N) (11/25/2024)
	46		Western Ill. (11/04/2024)
FIELD GOAL PERCENTAGE	.295	(18-61)	Colorado St. (12/31/2024)
	.348	(16-46)	Western Ill. (11/04/2024)
3 PT FG MADE	2		Colorado St. (12/31/2024)
	3		vs Pacific (N) (11/08/2024)
	3		Western Ill. (11/04/2024)
3 PT FG ATTEMPTS	12		at Hawaii (11/10/2024)
	15		vs UTEP (N) (11/25/2024)
3 PT FG PERCENTAGE	.087	(2-23)	Colorado St. (12/31/2024)
	.158	(3-19)	vs Pacific (N) (11/08/2024)
FREE THROWS MADE	5		New Mexico (01/14/2025)
	5		at Southern California (11/20/2024)
	5		vs LIFE Pacific (N) (11/11/2024)
FREE THROW ATTEMPTS	7		at Southern California (11/20/2024)
	7		vs LIFE Pacific (N) (11/11/2024)
FREE THROW PERCENTAGE	.583	(14-24)	vs Long Beach St. (N) (11/27/2024)
	.625	(5-8)	New Mexico (01/14/2025)
REBOUNDS	26		Boise St. (12/28/2024)
	26		at Southern California (11/20/2024)
ASSISTS	5		Colorado St. (12/31/2024)
	6		at Hawaii (11/10/2024)
	6		Western Ill. (11/04/2024)
STEALS	2		at UNLV (01/04/2025)
	2		vs Long Beach St. (N) (11/27/2024)
BLOCKED SHOTS	0		Western Ill. (11/04/2024)
	1		Colorado St. (12/31/2024)
	1		Cal Poly (12/14/2024)
	1		vs UNC Greensboro (N) (11/26/2024)
	1		at Southern California (11/20/2024)
	1		UC Santa Barbara (11/17/2024)
TURNOVERS	6		Western Ill. (11/04/2024)
	7		Boise St. (12/28/2024)
	7		Kennesaw St. (12/21/2024)
	7		vs Pacific (N) (11/08/2024)
FOULS	8		Lincoln (CA) (12/09/2024)
	8		vs LIFE Pacific (N) (11/11/2024)



2024-25 San Jose St. Men's Basketball
Team High/Low Analysis
All games

Page 4/4
as of Jan 15, 2025

Opponent - Game Lows

POINTS	56		vs LIFE Pacific (N) (11/11/2024)
	59		Western Ill. (11/04/2024)
	62		at Air Force (01/11/2025)
	64		vs UNC Greensboro (N) (11/26/2024)
	64		UC Santa Barbara (11/17/2024)
FIELD GOALS MADE	21		Kennesaw St. (12/21/2024)
	21		vs UTEP (N) (11/25/2024)
FIELD GOAL ATTEMPTS	51		vs UNC Greensboro (N) (11/26/2024)
	51		vs UTEP (N) (11/25/2024)
	51		Western Ill. (11/04/2024)
FIELD GOAL PERCENTAGE	.313	(21-67)	Kennesaw St. (12/21/2024)
	.355	(22-62)	vs LIFE Pacific (N) (11/11/2024)
3 PT FG MADE	3		New Mexico (01/14/2025)
	4		vs UNC Greensboro (N) (11/26/2024)
	4		vs Pacific (N) (11/08/2024)
3 PT FG ATTEMPTS	13		at UNLV (01/04/2025)
	15		New Mexico (01/14/2025)
3 PT FG PERCENTAGE	.200	(3-15)	New Mexico (01/14/2025)
	.211	(4-19)	vs UNC Greensboro (N) (11/26/2024)
FREE THROWS MADE	3		at Air Force (01/11/2025)
	3		vs LIFE Pacific (N) (11/11/2024)
FREE THROW ATTEMPTS	6		at Air Force (01/11/2025)
	6		vs LIFE Pacific (N) (11/11/2024)
FREE THROW PERCENTAGE	.500	(8-16)	Utah St. (01/07/2025)
	.500	(3-6)	at Air Force (01/11/2025)
	.500	(3-6)	vs LIFE Pacific (N) (11/11/2024)
REBOUNDS	21		Lincoln (CA) (12/09/2024)
	21		vs UTEP (N) (11/25/2024)
ASSISTS	6		vs LIFE Pacific (N) (11/11/2024)
	10		New Mexico (01/14/2025)
	10		Western Ill. (11/04/2024)
STEALS	2		Colorado St. (12/31/2024)
	2		at Hawaii (11/10/2024)
BLOCKED SHOTS	1		Boise St. (12/28/2024)
	1		Cal Poly (12/14/2024)
	1		Lincoln (CA) (12/09/2024)
	1		vs LIFE Pacific (N) (11/11/2024)
	1		at Hawaii (11/10/2024)
TURNOVERS	5		at UNLV (01/04/2025)
	5		Lincoln (CA) (12/09/2024)
FOULS	7		vs LIFE Pacific (N) (11/11/2024)
	9		UC Santa Barbara (11/17/2024)



2024-25 San Jose St. Men's Basketball
Player Highs Analysis
All games

Page 1/4
as of Jan 15, 2025

San Jose St. - Individual Game Highs

POINTS	33		Sadaidriene Hall vs Cal Poly (12/14/2024)
	29		Sadraque NgaNga vs LIFE Pacific (N) (11/11/2024)
	25		Josh Uduje at Southern California (11/20/2024)
	23		Josh Uduje vs Cal Poly (12/14/2024)
	23		Josh Uduje vs UTEP (N) (11/25/2024)
FIELD GOALS MADE	14		Sadaidriene Hall vs Cal Poly (12/14/2024)
	12		Sadraque NgaNga vs LIFE Pacific (N) (11/11/2024)
FIELD GOAL ATTEMPTS	21		Sadaidriene Hall vs Cal Poly (12/14/2024)
	18		Josh Uduje vs Cal Poly (12/14/2024)
	18		Josh Uduje vs UTEP (N) (11/25/2024)
FIELD GOAL PERCENTAGE (min 5 made)	.889	(8-9)	Sadraque NgaNga vs Lincoln (CA) (12/09/2024)
	.857	(12-14)	Sadraque NgaNga vs LIFE Pacific (N) (11/11/2024)
3 PT FG MADE	6		Donavan Yap Jr. vs Utah St. (01/07/2025)
	5		Will McClendon at Air Force (01/11/2025)
	5		Will McClendon vs UTEP (N) (11/25/2024)
	5		Josh Uduje at Southern California (11/20/2024)
3 PT FG ATTEMPTS	10		Donavan Yap Jr. vs Utah St. (01/07/2025)
	8		Will McClendon at Air Force (01/11/2025)
	8		Will McClendon vs Utah St. (01/07/2025)
	8		Pasha Goodarzi vs Lincoln (CA) (12/09/2024)
	8		Will McClendon vs UTEP (N) (11/25/2024)
	8		Will McClendon at Southern California (11/20/2024)
3 PT FG PERCENTAGE (min 2 made)	1.000	(5-5)	Josh Uduje at Southern California (11/20/2024)
	1.000	(3-3)	Sadaidriene Hall vs Kennesaw St. (12/21/2024)
	1.000	(2-2)	Sadraque NgaNga at UNLV (01/04/2025)
	1.000	(2-2)	Sadraque NgaNga at New Mexico (12/04/2024)
	1.000	(2-2)	Sadraque NgaNga vs LIFE Pacific (N) (11/11/2024)
FREE THROWS MADE	10		Will McClendon vs Pacific (N) (11/08/2024)
	8		Donavan Yap Jr. vs UTEP (N) (11/25/2024)
FREE THROW ATTEMPTS	11		Will McClendon vs Pacific (N) (11/08/2024)
	10		Latrell Davis vs Cal Poly (12/14/2024)
FREE THROW PERCENTAGE (min 3 made)	1.000	(8-8)	Donavan Yap Jr. vs UTEP (N) (11/25/2024)
	1.000	(7-7)	Will McClendon vs Colorado St. (12/31/2024)
	1.000	(6-6)	Will McClendon vs Utah St. (01/07/2025)
	1.000	(6-6)	Josh Uduje at UNLV (01/04/2025)
	1.000	(6-6)	Will McClendon vs Cal Poly (12/14/2024)
	1.000	(6-6)	Sadaidriene Hall at Hawaii (11/10/2024)
	1.000	(5-5)	Josh Uduje vs Lincoln (CA) (12/09/2024)
	1.000	(5-5)	Donavan Yap Jr. at Hawaii (11/10/2024)
	1.000	(4-4)	Donavan Yap Jr. at Air Force (01/11/2025)
	1.000	(4-4)	Josh Uduje vs Boise St. (12/28/2024)
	1.000	(4-4)	Latrell Davis vs Lincoln (CA) (12/09/2024)
	1.000	(4-4)	Will McClendon at New Mexico (12/04/2024)
	1.000	(4-4)	Josh Uduje at Southern California (11/20/2024)
	1.000	(4-4)	Will McClendon at Hawaii (11/10/2024)
	1.000	(4-4)	Latrell Davis at Hawaii (11/10/2024)
	1.000	(3-3)	Josh Uduje at New Mexico (12/04/2024)
REBOUNDS	18		Robert Vaihola vs Lincoln (CA) (12/09/2024)
	14		Sadaidriene Hall vs Kennesaw St. (12/21/2024)
ASSISTS	8		Will McClendon vs Utah St. (01/07/2025)
	8		Latrell Davis vs Lincoln (CA) (12/09/2024)



2024-25 San Jose St. Men's Basketball
Player Highs Analysis
All games

Page 2/4
as of Jan 15, 2025

San Jose St. - Individual Game Highs

STEALS	4	Will McClendon at Air Force (01/11/2025)
	3	Sadaidriene Hall at Air Force (01/11/2025)
	3	Sadaidriene Hall vs Cal Poly (12/14/2024)
	3	Josh Uduje at New Mexico (12/04/2024)
	3	Jermaine Washington at Southern California (11/20/2024)
	3	Donavan Yap Jr. at Hawaii (11/10/2024)
BLOCKED SHOTS	4	Robert Vaihola vs Lincoln (CA) (12/09/2024)
	4	Robert Vaihola at New Mexico (12/04/2024)
TURNOVERS	6	Donavan Yap Jr. vs Cal Poly (12/14/2024)
	4	Donavan Yap Jr. vs New Mexico (01/14/2025)
	4	Donavan Yap Jr. vs UNC Greensboro (N) (11/26/2024)
	4	Josh Uduje vs UTEP (N) (11/25/2024)
	4	Robert Vaihola vs UTEP (N) (11/25/2024)
FOULS	5	Donavan Yap Jr. vs Cal Poly (12/14/2024)
	5	Robert Vaihola vs UNC Greensboro (N) (11/26/2024)
	5	Robert Vaihola at Hawaii (11/10/2024)