

IDAHO VANDALS

2025 FOOTBALL



ATHLETIC COMMUNICATIONS | FB CONTACT: AUSTIN CHRISTENSEN | C: 801-792-0270 | E: AUSTINC@UIDAHO.EDU

2025 SCHEDULE

	AT WASHINGTON ST. AUG. 30 - PULLMAN, WASH. L, 10-13
	ST. THOMAS SEPT. 6 - MOSCOW, IDAHO W, 37-30
	UTAH TECH SEPT. 13 - MOSCOW, IDAHO W, 20-6
	AT SAN JOSE STATE SEPT. 20 - SAN JOSE, CALIF. 2:00 P.M.
	AT MONTANA* SEPT. 27 - MISSOULA, MONT. 7:15 P.M.
	NORTHERN COLORADO* OCT. 11 - MOSCOW, IDAHO 2:00 P.M.
	AT EASTERN WASH.* OCT. 18 - CHENEY, WASH. 4:00 P.M.
	PORTLAND STATE* OCT. 25 - MOSCOW, IDAHO 1:00 P.M.
	AT NORTHERN ARIZ.* OCT. 31 - FLAGSTAFF, ARIZ. 7:30 P.M.
	UC DAVIS* NOV. 8 - MOSCOW, IDAHO 4:00 P.M.
	AT SACRAMENTO ST. NOV. 15 - SACRAMENTO, CALIF. 6:00 P.M.
	IDAHO STATE* NOV. 22 - MOSCOW, IDAHO 1:00 P.M.
	FCS PLAYOFFS TBD

*Big Sky Conference games ^FCS Playoffs||All times Pac and subject to change

IDAHO		SJSU
364.3	Total Offense	326
220	Rushing Offense	119.5
144.3	Passing Offense	246
133.67	Team Passing Efficiency	98.78
22.3	Scoring Offense	10.5
310	Total Defense	411.5
103	Rushing Defense	195
207	Passing Yards Allowed	216
133.72	Team Passing Efficiency Def.	166.28
16.3	Scoring Defense	27
0	Turnover Margin	-2.5
48.8	3rd Down Conversion Pct	38.7
75	4th Down Conversion Pct	0.00
31.4	3rd Down Conversion Pct Def.	16
83.3	4th Down Conversion Pct Def.	75
37.38	Net Punting	44.7
5	Punt Returns	10.5
21.71	Kickoff Returns	16.5
64	First Downs Offense	35
54	First Downs Defense	38
6.67	Penalties Per Game	3.5
55.33	Penalty Yards Per Game	27
33.46	Time of Possession	28:00

GAME 4 - SAN JOSE STATE



#8/#8 - IDAHO VANDALS

2025 Record (Streak).....2-1 (W2)
2025 Big Sky.....0-0
2025 Away Record.....0-1
Head Coach.....Thomas Ford
Record at Idaho.....2-1
Career Record.....2-1



SAN JOSE STATE SPARTANS

2025 Record (Streak).....0-2 (L2)
2025 Mountain West.....0-0
2025 Home Record.....0-1
Head Coach.....Ken Niumatalolo
Record at San Jose State.....7-8
Career Record.....116-91

GAME DETAILS

SEPT. 20 | 2:00 P.M.
SAN JOSE, CALIF.

Venue.....CEFCU Stadium
Capacity.....18,265
Playing Surface.....AstroTurf Rhino Blend
Series vs. San Jose State.....10-13-1
In San Jose.....5-6-1
Last Meeting.....Nov. 3, 2012 (L, 13-42)
First Meeting.....Oct. 19, 1946 (L, 14-26)

Rankings (Stats/Coaches)
Idaho.....8/8
San Jose State.....-

TV.....NBC Bay Area
Streaming.....Mountain West Net.
Play-by-Play.....Larry Beil
Analyst.....David Fales
Sideline.....Lindsey Pallares

Radio.....Vandal Radio Network
Play-by-Play.....Dennis Patchin
Analyst.....Trent Cowan
Live Stream.....GoVandals.com

Website.....GoVandals.com
.....SJSUSpartans.com
X.....@VandalFootball
.....@SanJoseStateFB

QUICK GLANCE

THE GAME: This is the first time these two teams have played each other since the 2012 season. Idaho has won its last two games while San Jose State is off to an 0-2 start and is coming off its bye week. Idaho holds a 10-13-1 record against the Spartans in a series that was first played in 1946. The Vandals are 5-6-1 in San Jose. This will be the first time that Head Coach Thomas Ford Jr. has squared off against the Spartans as a head coach.

ABOUT IDAHO: After an impressive performance against Washington State to start the season, Idaho has won its last two games against St. Thomas and Utah Tech, respectively. The Vandals are currently leading the Big Sky Conference and 11th in the nation in FCS in rushing offense with 220 yards per game. The stout Vandal defense is also leading the Big Sky Conference and is ranked 22nd in the nation by limiting opponents to just 310 yards per game. In Idaho's season opener against Washington State, the Vandals held WSU to a pedestrian 3 rushing yards for the entire game. Offensively, Idaho has been led by quarterback Joshua Wood who leads the team in rushing with 273 yards, 9.8 yards per carry and two touchdowns. On defense, the Vandals are led by team captain Dylan Layne who has 25 total tackles this season.

ABOUT SAN JOSE STATE: After being picked third in the Mountain West Conference preseason poll, the Spartans have been off to a slow start this season. Central Michigan made the trip to San Jose and beat the Spartans 16-14 for its first road win since Sept. 23, 2023. The next week, SJSU faced off against Texas and fell to the Longhorns 7-38. The Spartans are coming off a bye week this past weekend. San Jose State is led by Ken Niumatalolo who is in his second season at the helm for the Spartans. The long-time Navy head coach has a 7-8 record at SJSU, and a 116-91 overall record as a head coach.

PICK SIX

1. P1FCU KIBBIE DOME 50TH ANNIVERSARY: All season long, the Idaho Vandals will be celebrating the 50th anniversary of one of the most unique facilities in the United States-the P1FCU Kibbie Dome. Idaho Athletics released a Kibbie Dome figurine that is currently on sale, and will be releasing memories and some of the top moments in the history of the building all throughout the year. Idaho went 6-0 in the Kibbie Dome last season, and hosts another six regular season games at home in 2025. With Idaho's victories against St. Thomas and Utah Tech, the Vandal home win streak extended to eight games -Idaho's third longest winning streak in the Dome since 1975.

2. BUILDING THE BRAND: With the Vandals' success on the field over the years and increased ratings and exposure, it's no wonder the Vandal football team will be on national tv three times this season. Idaho opened the season against Washington State on The CW, and was selected to be on the ESPN Networks for its game against Montana, as well as ESPN2 for its game against Northern Arizona. The Vandals will also be the only team in the northwest, and one of two FCS teams to have a Spanish radio broadcast this season. The Vandals will be broadcasting its home games against St. Thomas, N. Colorado, Portland State, UC Davis, and Idaho State in Spanish on 100.7 FM, on GoVandals.com, and on the Varsity Network app.

3. VANDAL QB ROOM: **Joshua Wood** joins the team after having spent the prior two seasons with Fresno State. Wood, who is electric with the ball in his hands, led the Vandals in rushing in the season opener against Washington State, becoming the first Vandal since 2021 to rush for over 100 yards in a game.. **Jack Wagner** is the most experienced of the returning players. Last season, Wagner was second on the team in passing yards (1,389) and touchdowns (12), and played the most games of any quarterback on the 2024 roster. The Vandals are also returning **Nick Josifek** who appeared in six games for Idaho in 2024, throwing for 282 yards and a pair of touchdowns. Idaho is also bringing back redshirt freshmen Holden Bea and Rocco Koch.

4. FBS WINS: By recording a 17-13 win against Wyoming in Laramie last season and a dominant 33-6 victory against Nevada in 2023, the Vandals became one of just three FCS schools to have notched multiple wins against FBS programs over the past two seasons (Sacramento State, Southern Illinois). The Vandals have also been extremely competitive against Power Four teams like Oregon and California over that same time frame. Idaho plays at Washington State and at San Jose State this season.

5. IMPACT TRANSFERS: Idaho brought in a ton of talent from the transfer portal this season. **Gabe Hoffmann**, a Washington native, returns to the Palouse following two seasons at Eastern Michigan and was named starting tight end heading into week one. **Donovan Parham** spent last season at Mississippi Valley State where he recorded 47 tackles and five sacks. He had a massive fumble recovery in the season opener against Washington State. **Hysan Dalton** will strengthen the Vandal defensive backfield with plenty of FCS experience. Dalton, from the metro Atlanta area, transferred to Idaho after spending a pair of seasons at Furman. Idaho also brings in **Will Cornelson** to Moscow after being one of the best defensive playmakers in junior college. He led the nation with 126 total tackles and 21.5 tackles for loss. He was named one of three finalists for the national JUCO player of the year.

6. TOP TEN AGAIN: For the third-straight season, Idaho was ranked in Hero Sports' preseason Top Ten, coming in ranked tenth in the nation. The poll is formed by votes from some of the foremost media personalities in FCS football and goes to show the momentum **Thomas Ford** and the Vandals have following another FCS playoff appearance. Idaho made the FCS Quarterfinals for the second-consecutive year in 2024. The Vandals are currently ranked No. 8 in both the Stats Perform and AFCA Coaches Polls.

QUICK FACTS

UNIVERSITY INFORMATION

Location.....	Moscow, Idaho
Founded.....	1889
Enrollment.....	12,286
Nickname.....	Vandals
Colors.....	Silver and Pride Gold
Affiliation.....	Division I-FCS
Conference	Big Sky
President.....	C. Scott Green
Athletics Director.....	Terry Gawlik
NCAA Faculty Rep.	Brian Wolf
Sport Admin	Tim Mooney
Athletic Dept. Phone.....	208-885-0200
Football Phone.....	208-885-0235
Ticket Office.....	208-885-6466
.....	1-888-884-3246
Press Box Phone	208-921-7396

FOOTBALL INFORMATION

2025 Record.....	2-1
2025 BSC Record.....	0-0
2024 BSC Finish.....	3rd
2024 Postseason	FCS Playoff Quarterfinal
All-Time Record	508-649-28

STADIUM INFORMATION

Home Facility.....	P1FCU Kibbie Dome
Capacity.....	15,250
Surface	Field Turf
Stadium Opening	9/20/1975
All-Time Record	165-97-1

HEAD COACH AT A GLANCE

Head Coach	Thomas Ford Jr.
Alma Mater:	Linfield, 2004
Career Record	2-1/ First Year
Idaho Record	2-1
Big Sky Record	0-0

COACHING STAFF

Matt Linehan	Offensive Coord./QBs
Cort Dennison.....	Defensive Coord./LBs
Neil Fendall.....	Special Teams/Safeties
Loren Endsley.....	Offensive Line/Run Game
Sheldon Cross	Recruiting Coord./TEs
Treston Decoud.....	Cornerbacks
Lance Dunbar.....	Running Backs
Tevita Finau.....	Defensive Line
Tyler Paopao.....	Wide Receivers
Avery Roberts.....	Edge Rushers
Mikee Farrar	Defensive Assistant
JD Johnson.....	Asst. AD-General Manager
Jamel Cooper	Strength & Cond. Coach
Skyler Cracraft.....	ST Quality Control
Ian Crocker.....	Defensive Quality Control
JJ Lemming.....	Offensive Quality Control
Andrew Morgan.....	Asst. Director of Recruiting

COMMUNICATIONS

Dir. of Athletic Comms.....	Austin Christensen
Cell phone	801-792-0270
E-mail	austinc@uidaho.edu

STATS AND NOTES

HIGH EXPECTATIONS

The Vandals came in to the season ranked No. 12 in both major polls and lived up to that expectation in the season opener. The defense had one of the best games in school history by limiting its rivals down the road to just three rushing yards for the entire game, while the offense outgained the Cougs 221-211.

NEW TRANSFERS

The Vandals added 19 transfers this offseason. Lonyatta Alexander Jr. (WR), Will Cornelson (LB), Hysan Dalton (DB), Kaden Haeckel (OL), Maurice Heims (DL), Garrison Hickie (OL), Gabe Hoffmann (TE), Tim Jackson (S), Frederick Lujan III (DL), Hikifo'ou Maile (DL), Jahman McNeil (LB), Donovan Parham (DE), Nathan Pritchard (OL), Khaled Rawls (DB), Kai Richardson (DE), Zakhari Spears (DB), Howard Stedford (OL), Joshua Wood (QB), and Zach Wusstig (S) are the new faces from the transfer portal on this season's team.

QB1

Joshua Wood was named the starting quarterback during fall camp. Wood, who scored seven total touchdowns at Fresno State last season, was mostly used as a running quarterback, finding the endzone six times with his legs. Idaho also returns Jack Wagner and Nick Josifek to the team, both of whom started for the Vandals last season.

KEY DEFENSIVE RETURNERS

Isiah King is the Vandals' top-returning tackler from last season (48.0) and was voted as a Preseason All-Conference selection by Big Sky coaches and media. King had the best game of his career at Washington State, recording career highs in tackles, tackles for loss, solo tackles, and sacks. Spokane native, Zach Krotzer, was also named to the Preseason All-Conference team after recording 40 tackles, three tackles for loss, a sack and a pick last season.

KEY OFFENSIVE RETURNERS

The Vandal offense returns three explosive running backs in Elisha Cummings, Nate Thomas, and Art Williams. Tight end Jake Cox is back for his final season, and UI is bringing back five offensive linemen who started games last season. The wide receiver room also returns talented players in Emmerson Cortez-Menjivar, Tony Harste, and Ryan Jezioro.

DEFENSIVE LINE

The Vandal defensive front features four-year Vandals and Spokane natives Zach Krotzer and Sam Brown. Transfers Maurice Heims and Donovan Parham are also expected to make a major impact on the defensive side of the trenches for Idaho this

year.

NEW LOOK FOR THE PASS CATCHERS

The wide receiver group is highlighted by the returns of Michael Graves, Tony Harste, and Emmerson Cortez-Menjivar. Ryan Jezioro, a redshirt-freshman from Peoria, Ariz., led the team in receiving against Washington State and against Utah Tech.

For the tight ends, Idaho brings back Jake Cox who has caught six touchdowns over the last two seasons. Gabe Hoffmann also transferred home to the PNW after spending the last two seasons at Eastern Michigan.

RETURN OF TURB

Elisha Cummings, known as "Turb" or "Turbo" by his teammates and coaches, is back for his final season in 2025. He has rushed for nearly 1,500 and six touchdowns in his three years as a Vandal, catching 35 passes for 329 yards and two

NEW LOOK COACHING STAFF

With the appointment of Thomas Ford Jr. as head coach, he brought along a lot of new faces with him. Vandal legend Matt Linehan returns to the staff as offensive coordinator for the 2025 squad. Cort Dennison, who has had previous stops at Missouri State, Louisville, Utah, and Oregon, is the team's defensive coordinator. Coaches Lance Dunbar (RBs), Loren Endsley (OL), and Tevita Finau (DL) all have experience playing in the NFL. He also brought in coaches Neil Fendall (ST/S), Sheldon Cross (TEs), Treston Decoud (CBs), Tyler Paopao (WRs), and Avery Roberts (Edge).

TRUE FRESHMEN BREAK OUT

Silverton, Ore., a city of just over 10,000 people that's about 45 miles south of Portland, is home for Sawyer Teeney. Coming in as a walk-on freshman, Teeney was awarded a scholarship on Aug. 20 after an impressive showing in fall camp.

Cornerback Caleb Ricks - who grew up in Rancho Cucamonga, Calif. and later moved to Gonzales, La. - has tremendous size for his position and great intuition, especially considering his age.

Daveon Superales, a wide receiver who was born in Guam and later moved to Graham, Wash., had never played wide receiver prior to this season. As a matter of fact, he was Joshua Wood's backup quarterback in high school. After playing receiver in spring camp, Superales hopes to make an impact for the Vandals this season.

ALL-BIG SKY HONORS

Idaho returns two players from last year's team that were named to all-conference teams in offensive lineman Nate Azzopardi and linebacker Isiah King.

Heading into this year, Azzopardi, King, and defensive lineman Zach Krotzer were all named to the Preseason All-Conference team as named by the coaches and media.

Azzopardi has appeared in 26 games for the Vandals over the last two seasons and was named a team captain prior to the 2023 season. In 2024, he had an 87.7 pass block grade from Pro Football Focus.

King, Idaho's top-returning tackler from a season ago, was a big-time defensive playmaker last season. With 48 tackles, 2.5 tackles for loss, and a pair of interceptions, King looks to build on his success from a year ago.

Returning for his fifth year of action with the Vandals, Krotzer has become a leader on the defense. Over the past two seasons he has showed up in 26 games and has recorded 55 tackles, two sacks, and a pick over that same time frame.

NEW LEADERS AT LINEBACKER

Although he's not new to Idaho, Isiah King's role for the Vandals looks different this season. King, a proven playmaker on Idaho's defense, is the Vandals' top-returning tackler and has taken a leadership role this season. He is currently second on the team with 23.0 total tackles and 4.0 TFL.

Another returner who looks to have a different role in this season's defense is Dylan Layne. When asked about who has stood out on defense throughout fall camp, wide receiver Tony Harste responded by saying, "Dylan Layne. He is the guy on defense." Layne is Idaho's leading tackler with 25.0 in the first three games of the season.

Idaho also brought in JUCO superstar Will Cornelson to the linebacker room. Last season at Tyler Junior College, Cornelson recorded 126 tackles and 21.5 tackles for loss - both of which led the NJCAA. He was given All-American honors following his unbelievable season, and was named one of three finalists for the JUCO Weekly Trophy - the annual award given to the top individual player of any position at the JUCO level.

THE HOME TEAM

Idaho is proud of its home in the Pacific Northwest. 71 Idaho football players (64% of the team) come Idaho, Oregon, or Washington.

STATS AND NOTES

AZZOPARDI ON WATCHLIST

In late July, offensive lineman Nate Azzopardi was named to the Shrine Bowl 1000 Watchlist. The list recognizes the top 1,000 players who are eligible for an all-star game in college football. Azzopardi was one of eight players from the Big Sky to be named to the watchlist, and was one of 50 players from an FCS school to appear on it. He has played in 26 games for the Vandals over the past two seasons and has been named a captain for each of the last two seasons as well.

DOME FIELD ADVANTAGE

With Idaho's wins against St. Thomas and Utah Tech, the Vandals are now 165-97-1 in the Dome. The Vandals are 28-11 at home since returning to the Big Sky Conference in 2018. The Dome has been a finalist in the College Campus Tour Best FCS Stadium Bracket in back-to-back years and was picked as the 26th-best stadium in all of college football by a panel of 14 ESPN writers, the highest-ranked FCS stadium, one spot ahead of the Cotton Bowl, three spots ahead of Boise State's Albertsons Stadium, and 12 spots ahead of WSU's Gesa Field.

2025 TEAM CAPTAINS

The 2025 team captains were voted on by the team. The Vandals have six captains this season and they will rotate who is captain on a game-by-game basis. Nate Azzopardi, Dylan Layne, Joshua Wood, Sam Brown, Jake Cox, and Zach Krotzer are this year's captains.

TOP-TIER ATTENDANCE

The Vandal Family packs the P1FCU Kibbie Dome every week, making it one of the toughest places to play in FCS football. Idaho has ranked in the top 20 in the nation for most attendance in back-to-back years.



DOME FIELD ADVANTAGE

Idaho has won 26 games in the P1FCU Kibbie Dome over the last three seasons, and has ranked in the top 20 in the nation in attendance in back-to-back years

OFFENSIVE LINE CONTINUATION

Idaho returns plenty of experience and has five offensive linemen who started games for the Vandals last season (Layton Vining, Kiegan Henson, Tyler Skinner, Charlie Vliem and Nate Azzopardi). In addition, Leon Evans, a projected starter for UI, saw action in four games last year. The Vandals also brought in several offensive linemen with high-level FBS experience (Garrison Hickie - Indiana, Nathan Pritchard - Washington State, Kaden Haeckel - Arizona State).

IDAHO VS RANKED TEAMS

In addition to having two games scheduled against FBS teams, Idaho is slated to play against four teams in the Stats Perform Preseason Top 25. The Vandals will square off against Montana (No. 7), UC Davis (No. 8), Sacramento State (No. 15), and Northern Arizona (No. 19). Idaho played five teams ranked in the top 25 last season, recording a 3-2 record.

IDAHO ALUMNI IN THE NFL

Idaho legend and current Atlanta Falcon Kaden Elliss was recently listed as the No. 68 best player in the NFL by PFSN, and was named a team captain. Vandal corner back Marcus Harris was drafted in the fifth round of the 2025 NFL Draft by the Tennessee Titans. Long snapper Hogan Hatten is currently with the Detroit Lions, and Christian Elliss (Patriots) is also playing in the NFL.

NATIONAL AWARD WATCHLIST

Vandal kicker Cameron Pope was recently named to the Fred Mitchell Award watchlist. The Fred Mitchell Award tracks kickers at all levels of college football across the country for their contributions to the community as well as to the team on the field of play.

STABLE OF RUNNING BACKS

The Vandals return three running backs from last year's group that ran for over 2500 yards, averaged 4.7 yards per carry, and scored 17 touchdowns. With Elisha "Turbo" Cummings, Nate Thomas, and Art Williams, the Vandals have a true three-headed monster in the backfield.

In addition to having one of the most talented running-back rooms in FCS, Thomas Ford - a former running back and running backs coach - brought in former Dallas Cowboy and Los Angeles Ram, Lance Dunbar to lead them. In college, Dunbar became a North Texas Mean Green legend and rewrote the UNT record book.

**GO
MIGHTY
VANDALS**

PLAYERS OF THE GAME

After every game, the coaching staff will designate Players of the Game. The Battle Axe Award will go to the athlete that is the most competitive.

Game 1 - Washington State

BATTLE AXE: Isiah King
OFFENSE: Nate Azzopardi
DEFENSE: Matyus McLain
SPECIAL TEAMS: LJ Harm
SCOUT TEAM:

Game 2 - St. Thomas

BATTLE AXE: Joshua Wood
OFFENSE: Ryan Jezioro
DEFENSE: Isiah King
SPECIAL TEAMS: Owen Adams
SCOUT TEAM:

Game 3 - Utah Tech

BATTLE AXE: Art Williams
OFFENSE: Offensive Line
DEFENSE: Dylan Layne
SPECIAL TEAMS: Owen Forsman
SCOUT TEAM:

STATS AND NOTES

IDAHO FCS VS FBS WINS

Idaho Football's Wyoming was the 10th Vandal FCS vs FBS win since the 1978 division split. It was the second in as many years, with Idaho rolling Nevada 33-6 in 2023. Before the Nevada win, the last came in 1994 against UNLV, two seasons before the Vandals jumped into the FBS. It was the first FBS win since returning to FCS in 2018.

WINS AGAINST FBS TEAMS

Sept. 8, 2024	at Wyoming - W, 17-13
Sept. 9, 2023	at Nevada - W, 33-6
Sept. 17, 1994	at UNLV - W, 48-38
Oct. 2, 1993	at Utah - W, 28-17
Sept. 12, 1994	at Colorado St. - W, 17-14
Sept. 17, 1988	at Pacific - W, 36-26
Sept. 13, 1986	Cal St Fullerton - W, 25-17
Sept. 29, 1984	Oregon State - W, 41-22
Oct. 29, 1983	at Pacific - W, 31-19
Sept. 18, 1982	Pacific - W, 36-17

PLAYOFF SUCCESS

From 2022-24, Idaho made back-to-back-to-back trips for the first time since the return to FCS football in 2018. In 2023-24, the Vandals set the standard by going to back-to-back quarterfinal appearances for the first time in school history. The Vandals played 22 years in FBS football and won three Bowl games, the last coming in 2016 Famous Idaho Potato Bowls. Last season, the Vandals played the first playoff games in the P1FCU Kibbie Dome since 1993.

NUSSMEIER NAMED TO HALL OF FAME

At Big Sky Kickoff, Vandal legend and Walter Payton Award winning quarterback Doug Nussmeier was inducted to the Big Sky Conference Hall of Fame. He was with the Vandals from 1990-93 and rewrote Idaho's record book, appearing in 39 games for the silver and gold. He is one of only five quarterbacks in NCAA history to throw for at least 10,000 yards and rush for at least 1,000 yards. He is one of two Idaho quarterbacks (John Friesz) to be inducted to the Hall of Fame.

¡VAMOS VANDALS!

In 2024, Idaho was the first FCS team, and the only team in the northwest, to have a Spanish radio broadcast. With Seattle Mariners play-by-play Steve Guasch and former Vandals All-American Ricardo Chavez on the call, Idaho has expanded its Spanish-language broadcast to cover five home games this season, building on the success the broadcast had in 2024.

Idaho's games against St. Thomas, Northern Colorado, Portland State, UC Davis, and Idaho State can be heard over the airwaves on La Poderosa 100.7 FM, on GoVandals.com, and on the Varsity Network app. La Poderosa covers all of Treasure Valley and can also be heard in Twin Falls.

La Poderosa reaches over 50% of Idaho's Hispanic population of over 270,000, which makes up about 14% of Idaho's total population. It is the fastest growing demographic in the Gem State.

NUMBERS TO KNOW

50

The 2025 season marks the 50th Anniversary of the P1FCU Kibbie Dome.

One of three FCS teams with multiple wins over FBS opponents since 2023.

3
5

Where Idaho was ranked in FCS Nation's Preseason Top 25

Idaho went 6-0 in home games during the 2024 season.

6
11

What Idaho's strength of schedule is rated, per Massey

Amount of transfers Thomas Ford Jr. brought onto the team.

19
38

37 consecutive weeks in the Top 25 - the second-longest streak in school history.

Amount of letterwinners Idaho returns from last season's team.

56
165

Idaho has won 164 games in the P1FCU Kibbie Dome since it opened in 1975.



TEAM PFF GRADES

Idaho had the 25th best run-game in FCS last year with a grade of 84.0 in 2024.

INDIVIDUAL PFF STANDOUTS

Nate Azzopardi recorded an elite 87.7 pass block rating in 2024, making him one of the best pass-blocking offensive linemen in the nation last season. He has played 2193 snaps in his career.

Matyus McLain was unbelievable in Idaho's season opener against Washington State. The Priest River, Idaho product recorded a 90.8 grade coming off the edge, and forced a fumble late in the game. McLain currently leads the team with 4.5 TFL through three games.

FCS PLAYOFF SELECTION

Idaho was awarded the No. 8 seed in 2024 and for the second-consecutive season, a first-round bye when the FCS Committee announced the playoff bracket at the end of last season.

Idaho entered the postseason with a 9-3 record with wins over three then ranked teams and FBS Wyoming. Idaho's losses came to teams who are a combined 24-2, all of them coming on the road and the two FCS losses coming without starting quarterback

Idaho was seventh in the mid-season rankings, but despite not losing were passed up by a pair of teams, Mercer and Incarnate Word.

Southeast Missouri, who was ranked ahead of the Vandals at 6th in the mid-season rankings, lost to an unranked Lindenwood team.



JOSHUA WOOD

After transferring to Idaho from Fresno State, R-sophomore quarterback Joshua Wood was named QB1 during fall camp.

IDAHO IN THE FCS PLAYOFFS

2024 NCAA FCS PLAYOFFS		
Second Round		
Dec. 7	vs Lehigh	W, 34-13
QUARTERFINALS		
Dec. 13	at Montana State	L, 19-52
2023 NCAA FCS PLAYOFFS		
Second Round		
Dec. 2	vs Southern Illinois	W, 20-17(OT)
QUARTERFINALS		
Dec. 9	vs UAlbany	L, 30-22
2022 NCAA FCS PLAYOFFS		
First Round		
Nov. 26	at Southeastern Louisiana	L, 45-42
1995 NCAA 1-AA PLAYOFFS		
First Round		
Nov. 25	at McNeese State	L, 33-3
1994 NCAA 1-AA PLAYOFFS		
First Round		
Nov. 26	at McNeese State	L, 38-21
1993 NCAA 1-AA PLAYOFFS		
First Round		
Nov. 27	at NE Louisiana	W, 34-31
Quarterfinals		
Dec. 4	vs Boston	W, 21-14
Semifinals		
Dec. 11	at Youngstown State	L, 35-16
1992 NCAA 1-AA PLAYOFFS		
First Round		
Nov. 28	vs McNeese State	L, 23-20
1990 NCAA 1-AA PLAYOFFS		
First Round		
Nov. 24	vs SW Missouri State	W, 41-35
Quarterfinals		
Dec. 1	at Georgia Southern	L, 28-27
1989 NCAA 1-AA PLAYOFFS		
First Round		
Nov. 25	vs Eastern Illinois	L, 38-21
1988 NCAA 1-AA PLAYOFFS		
First Round		
Nov. 26	vs Montana	W, 38-19
Quarterfinals		
Dec. 3	vs Northwestern State (La.)	W, 38-30
Semifinals		
Dec. 10	at Furman (S.C.)	L, 38-7
1986 NCAA 1-AA PLAYOFFS		
First Round		
Nov. 29	at Nevada	L, 27-7
1987 NCAA 1-AA PLAYOFFS		
First Round		
Nov. 28	vs Weber State	L, 59-30
1985 NCAA 1-AA PLAYOFFS		
First Round		
Nov. 30	vs Eastern Wash.	L, 42-38
1982 NCAA 1-AA PLAYOFFS		
First Round		
Nov. 27	vs Montana	W, 21-7
Quarterfinals		
Dec. 4	at Eastern Kentucky	L, 38-30
PLAYOFF RECORD		
Playoff Record		8-13
Home Record		7-5
Road Record		1-9
Playoff Appearances		14
Quarterfinals Appearances		6
Semifinal Appearances		2

Playoff Games Location by State	
Idaho	12
Louisiana	4
Georgia	1
Kentucky	1
Montana	1
Nevada	1
Ohio	1
South Carolina	1
Playoff Games Opponent by Conference	
Conf.	Games (record)
Southland	6 (2-4)
Big Sky	6 (2-4)
Gateway	2 (1-1)
Independent	2 (0-2)
MVFC	1 (1-0)
Ohio Valley	1 (0-1)
SoCon	1 (0-1)
Yankee	1 (1-0)
CAA	1 (0-1)
Patriot	1 (1-0)
Team Points Records	
Most Points	42, vs Southeastern Louisiana (2023)
Fewest Points	3, at McNeese State (1995)
Largest Margin of Victory	21, vs Lehigh (2024)
Largest Margin of Defeat	33, at Montana State (2024)
Team Records	
Rushing Yards	172, vs SW Missouri State (1990)
Passing Yards	444, Eastern Illinois (1989)
Total Yards	553, Georgia Southern (1990)
First Downs	31, vs Montana (1988)
Individual Offense	
Rushing Yards	Devon Pearce - 169, at SW Missouri St. (1990)
Rushing Carries	Devon Pearce - 27, at SW Missouri St. (1990)
Rushing TDs	Devon Pearce - 3, at SW Missouri St. (1990)
Passing Yards	John Friesz - 420, vs Eastern Illinois (1989)
Passing Att.	Ken Hobart - 54, at E. Kentucky (1982)
Passing Comp.	Ken Hobart - 33, at E. Kentucky (1982)
Passing TDs	John Friesz - 4, vs NW State (1988)
	Doug Nussmeier - 4, at NE Louisiana (1993)
Rec. Yards	Casey Dunn - 234, vs SW Missouri State (1990)
Receptions	Scott Dahlquest - 15 at Ga. Southern (1990)
Rec. TDs	Brant Bengen - 2, vs EWU (1985)
	John Jake - 2, vs Weber St. (1987)
	John Jake - 2, vs Montana (1988)
	Lee Allen - 2, vs Montana (1988)
	Jordan Dwyer - 2, vs Lehigh (2024)
Team Defense	
Interceptions	3, vs Weber St. (1987)
Fumbles Rec	3, vs NW State (1988)
Yards Allowed	
Fewest Rushing Yards	44, vs Montana (1982)
Fewest Passing Yards	55, at Furman (1988)
Fewest Total Yards	198, vs Montana (1988)
Individual Defense	
Tackles	Jason Shelt - 17, at NE Louisiana (1993)
Sacks	John Simron - 2, vs McNeese State (1992)
Kicking	
Field Goals in a Game	R. Chavez - 3, vs UAlbany (2023)
	McMonigle - 3, vs Montana (1982)
	Brian Decicio - 3, vs EWU (1985)
	Mike Hollis - 3 vs Youngstown St. (1993)
Field Goal Long	Thayne Doyle - 50, at SW Missouri St. (1990)
Misc. Records	
Longest Blocked Punt Ret. TD	
Todd Fryhover - 32, at E. Kentucky (1982)	
Longest Punt Return TD	
Jermaine Jackson - 86, vs Southern Illinois (2023)	
Longest Interception Return TD	
Zach Johnson - 74, vs Lehigh (2024)	
Coach Playoff Record	
Jason Eck	2-3 (.400)
Dennis Erickson	1-2 (.333)
Keith Gilbertson	2-3 (.400)
John L. Smith	3-5 (.375)
Chris Tormey	0-1 (.000)

NOTES

- The Vandals were in the playoffs for the 14th time in program history and are making the third-consecutive appearance and the second consecutive appearance in the quarterfinals.
- Idaho has played Montana State twice in the IAA/FCS Playoffs, but this will be the first playoff game played by Idaho in the Treasure State.
- Last year's game will be the sixth game against a Big Sky opponent for Idaho in the FCS/IAA playoffs. The winner of the regular-season match up lost the playoff game in four of five of the previous playoff appearances.
- Idaho received a first-round bye for the second time in as many years.
- In 2023, Idaho hosted a second round and a quarterfinal game at the P1FCU Kibbie Dome for the first time since 1993.
- Idaho has played 11 playoff games in the P1FCU Kibbie Dome, racking up a 6-5 record.
- In 2022, the Vandals returned to the playoffs after a 27-year drought, but Idaho was in the FBS from 1996 to 2018 (22 years). During that time, Idaho played in and won three bowl championships. (1998, 2009, 2016).
- In 2021, Idaho went 3-7 against Division I teams, and since then Idaho has made back-to-back-to-back appearances in the FCS playoffs for the first time since 1993-1995.
- The 2022 playoff team mirrored the 1982 team that went 3-8 in 1981 before going 9-4 under first-year coach Dennis Erickson and making the field in the FCS Playoffs.
- The Vandals have made five appearances in the quarterfinals and made two semifinal appearances (1988, 1993).
- Coach Ford and company look to build on the success of the past three seasons. Ford was an assistant coach on the 2022 and 2023 squads, both of which made the FCS Playoffs. Ford hasn't shied away from the fact that he came to Idaho to be competitive and take the Vandals back to the playoffs.

IDAHO RADIO NETWORK

Listen all season as Voice of the Vandals Dennis Patchin and analyst Trent Cowan call all the action live from the game. Live on your radio across Idaho and worldwide via the web or the Varsity Network App.

CITY	CALL	FREQUENCY
Boise	KFXD	630 AM
Bonniers Ferry	KBFI	1450 AM
Idaho Falls	KSPZ	98.7 FM
Idaho Falls	KSPZ	980 AM
Lewiston	KOZE	95.5 FM
Lewiston	KOZE	950 AM
Mccall	KDZY	98.3 FM
Moscow	KZFN	106.1 FM
Orofino	KLER	1300 AM
Sandpoint	KSPT	1400 AM
St. Maries	KOFE	107.1 FM
St. Maries	KOFE	1240 AM
Twin Falls	KLIX	96.1 FM
Twin Falls	KLIX	1310 AM
Worldwide		GoVandals.com

Varsity Network App
Vandal GameDay App

VANDAL RADIO NETWORK

Free streaming available for Vandal Football games on The Varsity Network app or at GoVandals.com

Locations and Frequencies:

- Bonniers Ferry: KBFI 1450 AM
- Sandpoint: KSPT 1400 AM
- St. Maries: KOFE 107.1 FM/1240 AM
- Moscow: KZFN 106.1 FM
- Orofino: KLER 1300 AM
- Lewiston: KOZE 95.5 FM/950 AM
- Mccall: KDZY 98.3 FM
- Boise: KFXD 630 AM
- Idaho Falls: KSPZ 98.7 FM/980 AM
- Twin Falls: KLIX 96.1 FM/1310 AM

This year, Idaho becomes the only university in the Northwest, and one of two FCS teams in the nation to broadcast games in Spanish. In a new partnership with Radio Rancho in Nampa, the Vandals will broadcast games on 100.7 FM KPDA La Poderosa. Five of Idaho's home games will be broadcast in Spanish this season.

CITY	CALL	FREQUENCY
Boise/Twin Falls	KPDA	100.7 FM
		92.7 FM
Worldwide		GoVandals.com
		Varsity Network App

VANDALS IN THE POLLS

STATS PERFORM FCS POLL

RK	School	Rec.	Pts	Prev.
1	North Dakota State	3-0	1,396	1
2	South Dakota State	3-0	1,341	2
3	Tarleton State	4-0	1,277	3
4	Montana State	1-2	1,210	4
5	Montana	2-0	1,175	5
6	Illinois State	2-1	1,051	7
7	Rhode Island	3-0	1,037	6
8	IDAHO	2-1	968	8
9	UC Davis	1-1	873	9
10	Lehigh	3-0	846	10
11	Villanova	1-1	694	11
12	Tennessee Tech	3-0	679	15
13	Southern Illinois	2-1	624	17
14	Abilene Christian	1-2	606	13
15	South Dakota	1-2	542	12
16	North Dakota	1-2	540	16
17	Northern Arizona	2-1	511	18
18	Austin Peay	2-1	377	22
19	UIW	1-2	374	14
20	Jackson State	2-1	364	19
21	Monmouth	2-1	321	20
22	West Georgia	3-0	253	25
23	Lamar	2-1	204	24
24	Sacramento State	1-2	203	21
25	New Hampshire	2-1	191	23

AFCA FCS COACHES POLL

RK	School	Rec.	Pts	Prev.
1	North Dakota St. (25)	3-0	649	1
2	South Dakota St. (1)	3-0	622	2
3	Tarleton St.	4-0	601	3
4	Illinois St.	2-1	543	4
5	Montana	2-0	521	7
6	Montana St.	1-2	519	6
7	Rhode Island	3-0	519	5
8	IDAHO	2-1	419	10
9	UC Davis	1-1	402	9
10	Lehigh	3-0	386	12
11	Southern Illinois	2-1	343	14
12	Tennessee Tech	3-0	310	16
13	Villanova	1-1	310	11
14	UIW	1-2	267	8
15	ACU	1-2	263	13
16	Jackson St.	2-1	251	15
17	North Dakota	1-2	206	17
18	Monmouth (N.J.)	2-1	197	18
19	Northern Arizona	2-1	188	19
20	Austin Peay	2-1	166	23
21	South Dakota	1-2	157	20
22	Sacramento St.	1-2	91	21
23	New Hampshire	2-1	88	24
24	Youngstown St.	2-1	80	25
25	Mercer	1-1	78	22

- In this week's AFCA Coaches Poll, Idaho moved up from No. 10 to No. 8. The Vandals are now ranked No. 8 in both major polls.

- Idaho has now been ranked in the FCS Stats Perform Poll for 38 consecutive polls, including the preseason polls. The Vandals have been in AFCA Coaches Poll for 33 consecutive polls.

- In addition to playing two FBS teams, Idaho is scheduled to play against four teams who were ranked in the preseason Top 25 (Montana, UC Davis, Sacramento State, and Northern Arizona).

- The Vandals were picked fourth in the Big Sky Conference preseason poll, and fifth in the Big Sky preseason coaches poll.

- The Big Sky Conference leads all conference with six teams ranked in the top 25.

- This is the third consecutive season that the Vandals have been ranked in the preseason top 25.

- Idaho was ranked in the preseason polls by five different polls. In addition to being ranked in the Stats Perform and Coaches polls, the silver and gold were also ranked 10th by HERO Sports, sixth in the nation in the Excel H poll, and fifth in the FCS Nation polls.

- In 2022, Idaho entered the polls after beating Montana. It was the first time in the STATS poll since March 29, 2021 when they appeared at No. 24.

- The Vandals finished the 2024 season at seventh in both the STATS Perform Final Rankings and the AFCA Coaches Final Poll.

IDAHO IN THE WEEK-BY-WEEK RANKINGS

	PRE	1	2	3
STATS	12	10	8	8
COACHES	12	11	10	8

2025 GAME-BY-GAME NOTES

RECORD WATCH

WASHINGTON ST. (Aug. 30)

- Idaho's defense was stifling all day, holding Washington State's run-first offense to a pedestrian 3 rushing yards for the entire game, ranking second in all of Division I

- Linebacker Isiah King led the team and set career highs in tackles (10.0), solo tackles (6.0), tackles for loss (2.5), and tied his career high in sacks (1.0) en route to being named Battle Axe winner for the game

- Quarterback Joshua Wood played his first game in the black and gold, and led the team in rushing with 101 yards on the ground. Wood's effort on the ground is the most rushing yards by a Vandal quarterback since Zach Borisch's 108 against Montana State on Nov. 13, 2021

- This was the second-consecutive game against an FBS opponent in which Idaho held them to 13 points or less and less than 300 yards of total offense.

-Idaho outgained Washington State 188-3 on the ground, gained more first downs (16-13), and had more total offense (221-211) than WSU. The Vandals also won the time of possession battle 35:11-24:46.

- Punter LJ Harm had five punts on the day, all five were downed at or inside the WSU 10-yard line.

ST. THOMAS (Sept. 6)

-The Idaho offense awoke from its slumber and scored 37 points in the first win of the season.

-Quarterback Joshua Wood had a Big Sky Conference Player of the Week type performance, throwing for 281 yards and three touchdowns, in addition to 96 rushing yards and an additional touchdown.

- The Vandal receiving corps had an excellent game, with three receivers notching career days. Tony Harste, Ryan Jezioro, and Emmerson Cortez-Menjivar each recorded career highs in receiving yards (92, 83, and 78 yards, respectively)

- Linebacker Dylan Layne recorded a career high 12 tackles, while safety Hayden John notched 10 tackles to set a new personal record.

- Down the stretch of the fourth quarter, Wood rushed for a game-sealing 59-yard touchdown to close things out, and the Vandals locked up the 37-30 victory.

UTAH TECH (Sept. 13)

-Idaho ran for nearly 300 yards in its 20-6 win over Utah Tech - a team that had nearly upset top 10 UC Davis and top 20 NAU in the previous two weeks.

-The Idaho offensive line and run attack controlled the game from the start. Running back Art Williams rushed for a career-high 144 yards, while quarterback Joshua Wood chipped in an additional 92 yards and the game-sealing touchdown on the ground.

- The stifling UI defense to just 247 total yards, 98 yards on the ground, and didn't allow a single trip in the red zone. The only points for the Trailblazers scored were on field goals of 50+ yards.

- Dylan Layne led the team with 9.0 tackles, recorded 0.5 TFL and had his first pass break up of the season.

- Kicker Owen Forsman had the first two field goal attempts of his career, recording makes from 24 and 49 yards

-This was Idaho's eighth consecutive win in the P1FCU Kibbie Dome, making it the third-longest streak in Dome history.

2025 IDAHO FOOTBALL ROSTER

No. Name	Pos.	Ht.	Wt.	Yr.	Hometown / Previous School	No. Name	Pos.	Ht.	Wt.	Yr.	Hometown / Previous School
0 Jhamell Blenman	DB	5-9	190	R-Sr.	Compton, Calif./Cerritos College	41 Mason Krahn	DL	6-2	220	Fr.	Nampa, Idaho/Skyview HS
0 Marquawn McCraney	WR	6-0	208	R-Fr.	SeaTac, Wash./Highline HS	42 Ryder Bordner	LB	6-1	210	R-So.	Boise, Idaho/Bishop Kelly HS
1 Michael Graves	WR	6-3	212	R-Sr.	Sacramento, Calif./American River	43 Trenton Fisher	S	5-11	195	R-Fr.	Homedale, Idaho/Homedale HS
1 Hayden John	S	6-1	198	So.	Anacorees, Wash./Anacortes HS	44 Cruz Hepburn	LB	6-1	218	R-Jr.	Lewiston, Idaho/Lewis-Clark State
2 Lonyatta Alexander Jr.	WR	6-3	210	R-Jr.	Auburn, Wash./Montana State	45 Mitchel Jaskowiak	DE	6-3	265	R-Jr.	Glencoe, Minn./Glencoe-Silver Lake
2 Donovan Parham	DE	6-3	230	Gr.	Lakeland, Fla./Mississippi Valley State	46 Dylan Fischer	LS	6-1	220	R-Jr.	Burnsville, Minn./Alcorn State
3 Hysan Dalton	DB	6-2	190	RSo.	Athens, Ga./Furman	47 LJ Harm	K	6-0	185	Sr.	Spokane, Wash./Ventura College
3 Joshua Wood	QB	6-3	215	RSo.	Graham, Wash./Fresno State	48 Owen Forsman	K	6-0	200	R-Fr.	Rathdrum, Idaho/Lakeland HS
4 Tony Harste	WR	5-11	175	So.	Puyallup, Wash./Emerald Ridge HS	49 Brody Thomas	LB	6-2	205	Fr.	Eugene, Ore./Sheldon HS
4 Isiah King	LB	6-3	215	R-Sr.	San Diego, Calif./Montgomery HS	50 Dylon McIntyre	LB	6-1	235	R-Fr.	Kennewick, Wash./Kennewick HS
5 Holden Bea	QB	6-2	215	R-Fr.	Washougal, Wash./Washougal HS	50 Layton Vining	OL	6-2	285	Jr.	Peoria, Ariz./Liberty HS
5 Maurice Heims	DL	6-5	263	Gr.	Hamburg, Germany/Washington	51 Leon Evans	OL	6-4	270	R-Fr.	Eagle, Idaho/Eagle HS
6 Trais Higgins	WR	5-11	200	R-Jr.	Nampa, Idaho/Nampa	51 Shepard Fish	DL	6-4	240	Fr.	Meridian, Idaho/Capital HS
6 Zakhari Spears	DB	6-2	197	R-Sr.	Los Angeles, Calif./UConn	52 Jack Giannini	LB	6-0	205	Fr.	Eagle, Idaho/Eagle HS
7 Emmerson Cortez-Menjivar	WR	6-1	192	R-So.	Salina, Calif./Salinas HS	52 Kiegan Henson	OL	6-5	290	R-So.	Meridian, Idaho/Mountain View HS
7 Aaron Kinsey	DB	5-11	180	R-Fr.	Spokane, Wash./John R Rogers	54 Alex Green	OL	6-6	290	R-So.	Coeur d'Alene, Idaho/Lake City HS
8 Joshua Barnes	DB	5-10	185	R-Fr.	Los Angeles, Calif./St. Monica HS	54 Titus Ringor	DL	6-3	305	R-Fr.	Wahiawa, Hawai'i/James Campbell
8 Nick Josifek	QB	6-0	200	R-So.	Walla Walla, Wash./College Place, HS	55 Ma'ake Apo	DL	6-4	340	Fr.	Orem, Utah/Orem HS
10 Will Cornelson	LB	6-2	230	R-Jr.	Cedar Park, Texas/Tyler JC	55 Austin Leykam	OL	6-2	285	Sr.	Lake Oswego, Ore./Linfield
10 Jack Wagner	QB	6-4	190	R-So.	Tualatin, Ore./Tualatin HS	57 Xander Echols	LS	5-11	220	R-Sr.	Chelsea Alaska/UAB
11 Nolan McWilliams	WR	5-10	180	Fr.	Auburn, Wash./Roosevelt HS	58 Caden Siegner	DL	6-2	225	Fr.	Star, Idaho/Owyhee HS
11 Khaled Rawls	DB	5-10	185	Jr.	Walls, Miss./NE Mississippi CC	62 Cameron Glenn	OL	6-4	274	Fr.	Springfield, Ore./Sheldon HS
12 Kamari Baker	DB	6-0	210	R-Sr.	Sacramento, Calif./Sierra College	63 Ryan Holmes	OL	6-1	266	Fr.	West Linn, Ore./West Linn HS
12 Kage Repenn	WR	6-1	205	R-Fr.	Ravensdale, Wash./Tahoma Senior	65 Garrison Hickle	OL	6-4	310	Sr.	Kawanna, Ind./Indiana
13 Chance Bogan	TE	6-3	235	R-Jr.	Tacoma, Wash./Lincoln HS	66 Ryan Kawalek	OL	6-3	292	R-Fr.	La Center, Wash./La Center HS
13 Wayne Queen	LB	6-4	212	R-So.	Coeur d'Alene, Idaho/Lake City HS	67 Tyler Skinner	OL	6-4	306	R-So.	Moscow, Idaho/Moscow HS
14 Kai Richardson	DE	6-4	255	R-Fr.	Puyallup, Wash./Oregon State	68 Charlie Vliem	OL	6-8	295	R-Jr.	Duvall, Wash./Cedarcrest HS
14 Sawyer Teeney	QB	5-11	192	Fr.	Silverton, Ore./Silverton HS	70 Zach Penner	OL	6-4	298	R-So.	Eagle, Idaho/Rocky Mountain HS
15 Daveon Superales	WR	6-0	185	Fr.	Graham, Wash./Graham-Kapowsin HS	71 Howard Stedford	OL	6-4	285	R-So.	Meriden, Conn./Pace University
15 Zach Wusstig	S	6-1	195	RSo.	Jefferson, Ore./Portland State	72 Gabe Staszak	OL	6-6	280	R-Fr.	Medford, Ore./South Medford HS
16 Rocco Koch	QB	6-0	220	R-Fr.	University Place, Wash./Curtis Senior	73 Nathan Pritchard	OL	6-5	317	R-So.	Auburn, Wash./Washington State
18 Davis Fry	WR	6-1	190	R-So.	College Place, Wash./College Place HS	74 Nate Azzopardi	OL	6-3	296	R-Sr.	Pacifica, Calif./Junipero Serra
18 Tim Jackson	DB	6-5	200	Jr.	Van Nuys, Calif./College of the Canyons	75 LeRonn Nelson	OL	6-5	300	Fr.	Sacramento, Calif./Destiny Christian Acad.
19 Brayden Rice	S	6-0	195	So.	Lewiston, Idaho/Lewiston HS	77 Kaden Haeckel	OL	6-5	310	R-Fr.	Peoria, Ariz./Arizona State
20 Elisha Cummings	RB	5-8	188	R-Sr.	Waco, Texas/Bishop Reicher	78 James Cobb IV	OL	6-4	280	R-Fr.	Phoenix, Ariz./Desert Mountain
20 Jahman McNeil	LB	6-2	225	Sr.	Plainfield, N.J./Bluefield State	81 Noah West-Baranco	WR	6-4	210	R-Fr.	Nampa, Idaho/Melba HS
21 Dylan Lane	LB	6-1	222	R-Jr.	Lake Oswego, Ore./Lake Oswego	82 Trenton Swanson	WR	6-1	195	R-Fr.	Camas, Wash./Camas HS
21 Aiden Nixon	TE	6-5	225	R-Fr.	Boise, Idaho/Timberline HS	83 Sawyer Hewett	WR	6-0	170	Fr.	Juliaetta, Idaho/Kendrick HS
22 Wyatt Mickelberry	RB	5-11	198	Fr.	Bothel, Wash./Bothel HS	84 Joseph Vinup	WR	5-11	175	Fr.	Oceanside, Calif./Oceanside HS
22 Caleb Ricks	DB	6-1	195	Fr.	Gonzales, La./St. Amant HS	85 Mason Culmer	TE	6-4	240	Fr.	Chandler, Ariz./Basha HS
23 Wiley Donnerberg	LB	6-3	215	R-Fr.	West Linn, Ore./West Linn HS	87 Gabe Hoffmann	TE	6-6	250	R-So.	Bellevue, Wash./Eastern Michigan
23 Art Williams	RB	5-11	205	R-So.	Meridian, Idaho/Rocky Mountain HS	88 Gus Donnerberg	TE	6-3	225	R-Fr.	West Linn, Ore./West Linn HS
24 Markhi McKinnon	RB	5-11	210	R-Fr.	Detroit, Mich./Desert Edge	89 Ryan Jezioro	WR	6-3	202	R-Fr.	Peoria, Ariz./Liberty HS
24 Jayden Rice-Claiborne	DB	6-0	180	Fr.	Tacoma, Wash./Curtis HS	89 Matyus McLain	DE	6-4	245	R-So.	Priest River, Idaho/Priest River HS
25 Braxton Lawrence	DL	6-4	212	R-Fr.	Madison, Tenn./Goodpasture Christian	90 Divine Ibe	DL	6-2	240	R-Fr.	South Salem, Ore./South Salem HS
25 Carlos Matheney	RB	5-10	212	R-So.	Olympia, Wash./Tumwater HS	91 Cameron Pope	K	5-10	175	R-Jr.	East Wenatchee, Wash./Eastmont HS
26 Tsiyown Lowery	DB	6-1	196	Fr.	Maple Valley, Wash./Tahoma HS	91 Malakai Railton-Stewart	DL	6-4	270	R-So.	Brisbane, Australia/Indooroopilly St.
27 Brody Michael	S	6-0	205	Fr.	Queen Creek, Ariz./American Lead. Acad.	92 Austin Flaherty	DL	6-3	240	Fr.	Boise, Idaho/Borah HS
28 Matt Irwin	S	5-11	180	So.	Meridian, Idaho/Owyhee HS	93 Sam Brown	DL	6-3	255	R-Sr.	Spokane, Wash./Central Valley
28 Nate Thomas	RB	5-8	210	R-Sr.	South Holland, Ill./South Dakota	94 Payton Gunter	OL	6-5	285	R-So.	Nampa, Idaho/Nampa HS
29 Owen Adams	K/P	6-0	200	So.	Laurel, Mont./Laurel HS	95 Brody Borrevik	DL	6-2	255	Fr.	Eugene, Ore./Sheldon HS
30 Taeshaun Reese	RB	5-10	200	Fr.	Meridian, Idaho/Rocky Mountain HS	96 Zach Krotzer	DL	6-2	270	R-Sr.	Spokane, Wash./Shadle Park
31 Martin Rhyne	LB	6-1	215	Fr.	Fort Lauderdale, Fla./Western HS	97 Frederick Lujan III	DL	6-1	280	R-So.	Chino Hills, Calif./Portland State
33 Jake Cox	TE	6-3	245	R-Sr.	Manhattan, Kan./Coronado HS	98 Hikifo'Ou Maile	DL	6-3	330	R-Jr.	Oakland, Calif./Laney College
33 Julian Lee	DL	6-6	292	R-So.	Lacey, Wash./North Thurston HS	99 Trevor Miller	DL	6-2	245	R-so.	Post Falls, Idaho/Post Falls HS
34 Jona Turagavou	DL	6-3	245	R-So.	Spanish Fork, Utah/Spanish Fork HS						
35 Isiah Bivins	DB	6-1	200	R-Fr.	Monterey, Calif./Monterey HS						
36 Calvin Macy	LB	6-2	215	R-Fr.	Lake Oswego, Ore./Lake Oswego HS						
37 Hayden Kincheloe	RB	5-10	235	R-Jr.	Homedale, Idaho/Homedale HS						
38 Nikko Speer	LB	6-2	225	Fr.	Camas, Wash./Camas HS						
39 Jacob Skobis	DB	5-8	174	R-Jr.	Downey, Calif./Washington State						
40 Harrison Deshazer	DL	6-5	230	Fr.	Washougal, Wash./Washougal HS						

Head Coach: Thomas Ford

2025 IDAHO FOOTBALL ROSTERS

PRONUNCIATION GUIDE

#	NAME	PRONUNCIATION			
0	Jahmell Blenman	juh-MEL	58	Caden Siegner	SIGG-nur
0	Marquawn McCraney	mar-QUAHN	66	Ryan Kawalek	kuh-WAHL-eck
3	Hysan Dalton	HY-sun	68	Charlie Vliem	VLEEM
4	Tony Harste	HARS-tee	72	Gabe Staszak	STAY-zak
5	Maurice Heims	HY-ms	74	Nate Azzopardi	azz-oh-PAR-dee
6	Trais Higgins	TRAYSS	77	Kaden Haeckel	HACK-ul
6	Zakhari Spears	zuh-KAR-ee	81	Noah West-Baranco	buh-RAYN-co
7	Emmerson Cortez-Menjivar	MEN-jih-var	89	Ryan Jezioro	jeh-zee-AR-oh
11	Khaled Rawls	kuh-LEED	89	Matyus McLain	muh-TIE-us
12	Kamari Baker	kuh-MAR-ee	90	Divine Ibe	EE-bay
12	Kage Repenn	REP-inn	91	Malakai Railton-Stewart	MAL-uh-kye
14	Kai Richardson	KYE	96	Zach Krotzer	KRAHTZ-er
15	Daveon Superales	DAYV-ee-ahn soo-per-AH-less	97	Frederick Lujan	LOO-hahn
15	Zach Wusstig	WUH-stig	98	Hikifo'Ou Maile	hee-kee-foh-OH-oo MY-lay
16	Rocco Koch	COKE	STAFF/OTHER		
18	Nick Josifek	JOH-sih-fek		Matt Linehan	LINN-eh-han
20	Elisha Cummings	ee-LYE-shuh		Treston Decoud	deh-COOD
20	Jahman McNeil	juh-MAWN		Tevita Finau	teh-VEE-tuh FEE-now
21	Aiden Nixon	AYE-den		Tyler Paopao	POW-pow
24	Markhi McKinnon	mark-HYE		Jamel Cooper	juh-MEL
26	Tsiyown Lowery	see-OWN		Skyler Cracraft	CRA Y-craft
34	Jona Turagavou	too-WRONG-uh-voh		Moscow	MOSS-coh
37	Hayden Kincheloe	KINCH-eh-loh			
39	Jacob Skobis	SKO-biss			
45	Mitchel Jaskowiak	juss-KOY-ack			
55	Ma'ake Apo	MAH-ah-kay uh-POH			
57	Xander Echols	ZAN-dur ECK-uls			

ALPHABETICAL ROSTER

No.	Name	Pos.							
29	Owen Adams	K/P	5	Maurice Heims	DL	21	Aiden Nixon	TE	
2	Loyatta Alexander Jr.	WR	52	Kiegan Henson	OL	2	Donovan Parham	DL	
55	Ma'ake Apo	DL	44	Cruz Hepburn	LB	70	Zach Penner	OL	
74	Nate Azzopardi	OL	83	Sawyer Hewett	WR	91	Cameron Pope	K	
12	Kamari Baker	S	65	Garrison Hickle	OL	73	Nathan Pritchard	OL	
8	Joshua Barnes	DB	6	Trais Higgins	WR	13	Wayne Queen	LB	
5	Holden Bea	QB	87	Gabe Hoffmann	TE	91	Malakai Railton-Stewart	DL	
35	Isiah Bivins	DB	63	Ryan Holmes	OL	11	Khaled Rawls	DB	
0	Jhamell Blenman	DB	90	Divine Ibe	DL	30	Taeshawn Reese	RB	
13	Chance Bogan	TE	28	Matt Irwin	S	12	Kage Repenn	WR	
42	Ryder Bordner	LB	18	Tim Jackson	S	31	Martin Rhyne	LB	
95	Brody Borrevik	DL	45	Mitchel Jaskowiak	DL	19	Brayden Rice	S	
93	Sam Brown	DL	89	Ryan Jezioro	WR	24	Jayden Rice-Claiborne	DB	
78	James Cobb IV	OL	1	Hayden John	S	14	Kai Richardson	DE	
10	Will Cornelson	LB	8	Nick Josifek	QB	22	Caleb Ricks	DB	
7	Emmerson Cortez-Menjivar	WR	66	Ryan Kowalek	OL	54	Titus Ringor	DL	
33	Jake Cox	TE	37	Hayden Kincheloe	RB	58	Caden Siegner	DL	
85	Mason Culmer	TE	4	Isiah King	LB	67	Tyler Skinner	OL	
20	Elisha Cummings	RB	7	Aaron Kinsey	DB	39	Jacob Skobis	DB	
3	Hysan Dalton	DB	16	Rocco Koch	DB	6	Zahkari Spears	DB	
40	Harrison Deshazer	DL	41	Mason Krahn	DL	38	Nikko Spear	LB	
88	Gus Donnerberg	TE	96	Zach Krotzer	DL	72	Gabe Staszak	OL	
23	Wiley Donnerberg	LB	25	Braxton Lawrence	DL	71	Howard Stedford	OL	
57	Xander Echols	LS	21	Dylan Lane	LB	15	Daveon Superales	WR	
51	Leon Evans	OL	33	Julian Lee	DL	82	Trenton Swanson	WR	
46	Dylan Fischer	LS	26	Tsiyown Lowery	DB	14	Sawyer Teeney	QB	
51	Shepard Fish	DL	97	Frederick Lujan III	DL	49	Brody Thomas	LB	
43	Trenton Fisher	S	36	Calvin Macy	LB	28	Nate Thomas	RB	
92	Austin Flaherty	DL	98	Hikifo'Ou Maile	DL	34	Jona Turagavou	DL	
48	Owen Forsman	K	25	Carlos Matheney	RB	50	Layton Vining	OL	
18	Davis Fry	WR	0	Marqawn McCraney	WR	84	Joseph Vinup	WR	
52	Jack Giannini	LB	50	Dylin McIntyre	LB	68	Charlie Vliem	OL	
62	Cameron Glenn	OL	24	Markhi McKinnon	RB	10	Jack Wagner	QB	
1	Michael Graves	WR	89	Matyus McClain	DE	81	Noah West-Baranco	WR	
54	Alex Green	OL	20	Jahman McNeil	LB	23	Art Williams	RB	
94	Payton Gunter	DL	11	Nolan McWilliams	WR	3	Joshua Wood	QB	
77	Kaden Haeckel	OL	27	Brody Michael	S	15	Zach Wusstig	S	
47	LJ Harm	K	22	Wyatt Mickelberry	RB				
4	Tony Harste	WR	99	Trevor Miller	DL				
			75	LeRonn Nelson	OL				



DEPTH CHART VS SAN JOSE STATE

OFFENSE

QB	3	Wood, Joshua	RSO.	6-3	215
	14	Teeney, Sawyer	Fr.	5-11	192
RB	20	Cummings, Elisha	RSr.	5-8	188
	23	Williams, Art	RSO.	5-11	205
WR	7	Cortez-Menjivar, Emmerson	RSO.	6-1	190
	81	West-Baranco, Noah	RFr.	6-4	210
WR	89	Jezioro, Ryan	RFr.	6'3"	202
	6	Higgins, Trais	RJr.	5-11	200
WR	4	Harste, Tony	So.	5-11	175
	15	Superales, Daveon	Fr.	6'1"	190
TE	87	Hoffmann, Gabe	RSO.	6-6	250
	33	Cox, Jake	RSr.	6-3	245
LT	68	Vliem, Charlie	RJr.	6-8	295
	75	Nelson, LeRonn	Fr.	6-5	300
LG	74	Azzopardi, Nate	RSr.	6-3	296
	54	Green, Alex	RSO.	6-6	290
C	50	Vining, Layton	Jr.	6-2	285
	66	Kawalek, Ryan	RFr.	6-3	292
RG	51	Evans, Leon	RFr.	6-4	270
	67	Skinner, Tyler	RSO.	6-4	306
RT	52	Henson, Kiegan	RSO.	6-5	290
	71	Stedford, Howard	RSO.	6-4	285

DEFENSE

DE	89	McLain, Matyus	RSO.	6-4	255
	93	Brown, Sam	RSr.	6-3	260
DT	45	Jaskowiak, Mitch	RJr.	6-3	265
	94	Gunter, Payton	RSO.	6-5	285
DT	96	Krotzer, Zach	RSr.	6-2	270
	54	Ringor, Titus	RFr.	6-3	305
DE	2	Parham, Donovan	Gr.	6-3	230
	14	Richardson, Kai	RFr.	6-4	255
LB	4	King, Isiah	RSr.	6-3	215
	42	Bordner, Ryder	RSO.	6-1	210
LB	10	Cornelson, Will	RJr.	6-2	230
	44	Hepburn, Cruz	RJr.	6-1	218
LB	21	Layne, Dylan	RJr.	6-1	222
	20	McNeil, Jahman	Sr.	6-2	225
S	15	Wusstig, Zach	RSO.	6-1	195
	28	Irwin, Matt	So.	5-11	180
S	1	John, Hayden	So.	6-1	198
	19	Rice, Brayden	So.	6-0	195
CB	0	Blenman, Jhamell	RSr.	5-9	190
	7	Kinsey, Aaron	RFr.	5-11	180
CB	22	Ricks, Caleb	Fr.	6-1	195
	3	Dalton, Hysan	RSO.	6-2	190

SPECIAL TEAMS

KO	29	Adams, Owen	So.	6-0	200
FG	48	Forsman, Owen	RFr.	6-0	200
P	47	Harm, LJ	Sr.	6-0	185
LS	57	Echols, Xander	RSr.	5-11	220
HOLD	47	Harm, LJ	RJr.	6-0	185
PR	20	Cummings, Elisha	RSr.	5-8	188
KR	15	Superales, Daveon	Fr.	6-1	190



HEAD COACH THOMAS FORD



Thomas Ford Jr. was named the 37th head football coach on Dec. 18, 2024, making his return to Moscow where he was the running backs coach from 2022-23.

Ford spent the 2024 season as the running backs coach at Oregon State University. In 2024, the Oregon State rushing attack racked up 2,270 yards, led by Anthony Hankerson who had 1,082 yards and 15 touchdowns.

He spent the 2022 and 2023 seasons as Idaho's special teams coordinator and running backs coach. Under Ford, Idaho's special teams and running back units were among the best in the FCS.

In 2023, Anthony Woods ran for 1,155 yards and 16 touchdowns, leading an effort that saw Idaho rush for 2,077 total yards and 22 TDs and 2,057 yards and 22 TD in 2022.

Two players who played special teams under Ford, long snapper Hogan Hatten and returner Jermaine Jackson, earned NFL Roster spots in 2024.

Ford leveraged his connections in the Pacific Northwest to establish Idaho as a go-to destination for recruits in the I5 corridor. Dozens of players have come to Idaho from Western Washington and the Portland area from connections to the Idaho staff established by Ford.

In his first season, the Vandal rushing attack gained 2,057 yards on the ground and averaged 4.4 yards per carry. Roshawn Johnson tallied 12 touchdowns on the year while Anthony Woods added three and Elisha Cummings scored four. Woods, a freshman, earned Big Sky All-Conference Second-Team honors and Hero Sports Freshman All-American honors after racking up 872 yards on the ground with an average of 5.9 yards per carry.

On special teams, Idaho blocked a punt and a field goal on the season, while not allowing a single blocked kick all year. First-year kicker and punter Ricardo Chavez was ranked in the top-30 in the FCS in both field goal percentage and field goals per game. Jermaine Jackson was one of a handful of FCS players to return both a punt and a kickoff for a touchdown.

He was key in recruiting in his native Western Washington and in Arizona during the 2023 cycle.

Prior to coming to Idaho, Ford served as a quality control analyst for the University of Washington for two years. He was the Head Coach at Simon Fraser in 2018-19. In just his first season at the lead at Simon Fraser, he led SFU to its first win in four seasons and was named the 2018 GNAC Coach of the Year.

Before his time at SFU, he was the head coach at Stadium High in Tacoma from 2014-2017. He took an 0-10 team that had not seen a winning season in over two decades and to the playoffs in 2016 and 2017.

He was the Defensive Coordinator at the University of Puget Sound during the 2013 season. Ford's defense improved in almost every statistical category and finished second in the Northwest Conference and ranked 35th nationally in fumble recoveries.

He served as the Wide Receivers Coach and Special Teams Coordinator at SE Oklahoma State from 2009-2012. He coached Running Backs at Linfield from 2007-2008.

He played running back and ran track at Linfield College in Oregon. Ford set the Wildcats' single-game rushing record (237 yards against Redlands) in 2003. Linfield was 41-4 during Ford's playing career. He ranks still ranks fifth all-time on the career rushing list with 2,333 yards. Ford was a two-time Northwest Conference all-star, a member of four straight Northwest Conference championship teams, and team captain of Linfield's 2004 NCAA Division III national title team that was inducted into the Linfield Athletics Hall of Fame in 2016.

He played four years of professional indoor football, winning a National Indoor Football League championship with Tri-Cities Fever in 2005.

Ford's brother Tracy Ford played for the Vandals in the 2000s.

He earned his B.A. from Linfield and his master's degree at SE Oklahoma State.

Ford and his wife Shannon have two children, a daughter Zoey and son Kingston.

2025 FOOTBALL STAFF




OFF. COORDINATOR
QUARTERBACKS
MATT LINEHAN



DEF. COORDINATOR
LINEBACKERS
CORT DENNISON



S. T. COORDINATOR
SAFETIES
NEIL FENDALL



OFFENSIVE LINE
RUN GAME COOR.
LOREN ENDSLEY



TIGHT ENDS
RECRUITING COOR.
SHELDON CROSS



CORNERBACKS
TRESTON DECOUD



RUNNING BACKS
LANCE DUNBAR



DEFENSIVE LINE
TEVITA FINAU



WIDE RECEIVERS
TYLER PAOPAO



EDGE RUSHERS
AVERY ROBERTS




DEFENSIVE/ST
ASSISTANT
MIKEE FARRAR



ASSISTANT AD FOOT-
BALL OPS / GM
JD JOHNSON



SPECIAL TEAMS
QUALITY CONTROL
SKYLER CRACRAFT



ASST. DIRECTOR
RECRUITING
ANDREW MORGAN



GRAD ASST.
DEFENSE
IAN CROCKER

HEAD FOOTBALL ATHLETIC TRAINER.....CLAYTON MALINICH
DIRECTOR OF EQUIPMENT OPERATIONS.....JARRETT PEELER
HEAD STRENGTH AND CONDITIONING COACH.....JAMEL COOPER
DIRECTOR OF VIDEO.....TATE GRAHAM
ASSOCIATE AD OF COMPLIANCE.....MATT BREWER

IN GAME LOCATION

COACHES BOOTH

MATT LINEHAN-OC/QBs
AVERY ROBERTS-EDGE RUSH
IAN CROCKER-DEFENSE GA

FIELD

THOMAS FORD-HEAD COACH
CORT DENNISON-DC/LBs
NEIL FENDALL-ST/S
LOREN ENDSLEY-OL
SHELDON CROSS-TEs
TRESTON DECOUD-CBs
LANCE DUNBAR-RBs
TEVITA FINAU-DL
TYLER PAOPAO- WRs

ACTIVE LEADERS (IDAHO STATS ONLY)

FUMBLES FORCED

JHAMELL BLENMAN	1
1 vs EWU	Oct. 26, 2024
SAM BROWN	1
1 at Idaho State	Nov. 23, 2024
ISIAH KING	1
1 vs St. Thomas	Sept. 6, 2025
ZACH KROTZER	1
1 at Abilene Christian	Sept. 21, 2024
DYLAN LANE	1
1 at Montana State	Oct. 19, 2024
MATYUS MCLAIN	1
1 at Washington State	Aug. 30, 2025

GAMES W/10+ TACKLES

HAYDEN JOHN	1
1 vs St. Thomas	Sept. 6, 2025
ISIAH KING	1
1 at Washington State	Aug. 30, 2025
DYLAN LAYNE	1
1 vs St. Thomas	Sept. 6, 2025

NON-OFFENSIVE TDS

INTERCEPTIONS

ISIAH KING	2
1 vs Cal Poly	Oct. 19, 2024
1 at Montana State	Dec. 13, 2024
ZACH KROTZER	2
1 vs Cal Poly	Oct. 7, 2023
1 at Idaho State	Nov. 23, 2024
MATT IRWIN	1
1 at Idaho State	Nov. 23, 2024
AARON KINSEY	1
1 vs Utah Tech	Sept. 13, 2025
DYLAN LAYNE	1
1 at Nevada	Sept. 9, 2023

BLOCKED KICKS

100-YD RUSHING GAMES

ELISHA CUMMINGS	2
125 vs UC Davis	Oct. 2, 2021
123 vs Northern Arizona	Oct. 5, 2024
NATE THOMAS	1
1 at Idaho State	Nov. 23, 2024
ART WILLIAMS	1
1 vs Utah Tech	Sept. 13, 2025
JOSHUA WOOD	1
1 at Washington State	Aug. 30, 2025

100-YD RECEIVING GAMES

SINGLE-GAME CAREER HIGHS - OFFENSE

Passing	Attempts	Comps.	Yards	TD
3-Joshua Wood	25 (2x) last vs. Utah Tech, 9/13/25	20 vs. St. Thomas, 9/6/25	281 vs. St. Thomas, 9/6/25	3 vs. St. Thomas, 9/6/25
10-Jack Wagner	35 at Abilene Christian, 9/21/24	18 at Abilene Christian, 9/21/24	347 vs Cal Poly, 10/19/24	3 vs Cal Poly, 10/19/24
8-Nick Josifek	19 at UC Davis, 9/28/24	9 at UC Davis, 9/28/24	96 at UC Davis, 9/28/24	1 (2x) last vs No. Arizona, 10/5/24

Rushing	Attempts	Yards	TD	Long
3-Joshua Wood	12 at Washington St., 8/30/25	101 at Washington St. 8/30/25	2 vs New Mexico St., 9/14/24*	59 vs. St. Thomas, 9/6/25
7-Emerson Cortez-Menjivar	1 (4x) last vs Weber St., 11/16/24	53 at A. Christian, 9/21/24	--	53 at A. Christian, 9/21/24
8-Nick Josifek	6 at UC Davis, 9/28/24	55 at UC Davis, 9/28/24	--	21 at UC Davis, 9/28/24
10-Jack Wagner	6 (2x) last vs Cal Poly, 10/19/24	42 vs Idaho State, 11/18/23	--	29 vs Idaho State, 11/18/23
16- Rocco Koch	9 vs EWU, 10/26/24	37 vs EWU, 10/26/24	1 (2x) last vs EWU, 10/26/24	8 vs EWU, 10/26/24
20-Elisha Cummings	17 2x, at Washington St. 8/30/25	128 vs. Eastern Wash. 11/5/22	2 vs. Northern Colo., 10/1/22	43 vs No. Arizona, 10/5/24
23-Art Williams	16 vs. Utah Tech, 9/13/25	144 vs. Utah Tech, 9/13/25	2 at Portland St., 11/9/24	68 vs. Utah Tech, 9/13/25
25-Carlos Matheney	7 vs Idaho State, 11/18/23	23 (2x) last vs Idaho State, 11/18/23	1 at Idaho State, 11/23/24	13 at Lamar, 8/31/23
28-Nate Thomas	21 at Idaho State, 11/23/24	171 at Idaho State, 11/23/24	2 (2x) last vs UAlbany, 9/14/24	59 at Western Illinois, 11/18/23*
37-Hayden Kincheloe	5 at Washington St., 8/30/25	12 at Washington St., 8/30/25	--	4 at Washington St., 8/30/25

Receiving	Receptions	Yards	TD	Long
1-Michael Graves	5 at NAU, 9/24/22	85 at Indiana, 9/10/22	--	71 at Indiana, 9/10/22
2-Lonyatta Alexander Jr.	5 at New Mexico, 8/24/24	58 at New Mexico, 8/24/24	--	37 at New Mexico, 8/24/24
4-Tony Harste	5 vs. St. Thomas, 9/6/25	92 vs. St. Thomas, 9/6/25	--	65 vs Cal Poly, 10/19/24
6-Trais Higgins	2-at Montana State, 10/12/24	34-at Montana State, 10/12/24	--	18 at Montana State, 10/12/24
7-Emmerson Cortez-Menjivar	5 vs. St. Thomas, 9/6/25	78 vs. St. Thomas, 9/6/25	2 at UC Davis, 9/28/24	43 vs. St. Thomas, 9/6/25
11-Nolan McWilliams	2 vs. St. Thomas, 9/6/25	13 vs. St. Thomas, 9/6/25	--	7 vs. St. Thomas, 9/6/25
20-Elisha Cummings	4 vs Drake, 9/17/22	62 vs Portland St., 10/22/22	1 vs Portland St., 10/22/22	55 vs Portland St., 10/22/22
23-Art Williams	12x vs. St. Thomas, 9/6/25	11 vs. St. Thomas, 9/6/25	--	11 vs. St. Thomas, 9/6/25
28-Nate Thomas	4 at North Dakota St. 11/20/21*	22 at Western Illinois, 11/18/23*	--	20 vs UAlbany, 9/14/24
33-Jake Cox	3 at UNC, 11/4/23	36 at Oregon, 8/31/24	1 (5x) last at Wyoming, 9/7/24	36 at Oregon, 8/31/24
47-LJ Harm	1 at Montana State, 12/13/24	7 at Montana State, 12/13/24	--	7 at Montana State, 12/13/24
81-Noah West-Baranco	2 at Montana State, 12/13/24	12 at Montana State, 12/13/24	--	7 at Montana State, 12/13/24
89-Ryan Jezioro	6 vs. St. Thomas, 9/6/25	83 vs. St. Thomas, 9/6/25	--	42 vs. St. Thomas, 9/6/25

Punt Returns	Number	Yards	TD	Long
20-Elisha Cummings		81 vs Southern Utah, 11/6/21	--	31 vs Southern Utah, 11/6/21

Kickoff Returns	Number	Yards	TD	Long
1-Michael Graves	1 vs Northern Colo., 10/1/22	20 vs Northern Colo., 10/1/22	--	20 vs Northern Colo., 10/1/22
7-Emmerson Cortez-Menjivar	12x at Washington St., 8/30/25	23 at Washington St., 8/30/25	--	23 at Washington St., 8/30/25
7-Aaron Kinsey	1 at Washington St., 8/30/25	22 at Washington St., 8/30/25	--	22 at Washington St., 8/30/25
15-Zach Wusstig	5 vs. St. Thomas, 9/6/25	107 vs. St. Thomas, 9/6/25	--	26 vs. St. Thomas, 9/6/25
20-Elisha Cummings	4 at UC Davis, 9/28/24	75 at UC Davis, 9/28/24	--	21 (2x) last at UC Davis, 9/28/24

Kicking	FGA	FGM	Long Att.	Long Made
48-Owen Forsman	2 vs. Utah Tech, 9/13/25	2 vs. Utah Tech, 9/13/25	49 vs. Utah Tech, 9/13/25	49 vs. Utah Tech, 9/13/25
91- Cameron Pope	3 (2x) last vs Weber St., 11/16/24	3 vs Weber St., 11/16/24	54 at UC Davis, 9/28/24	50 vs Weber St., 11/16/24

PATs	Attempted	Made
91- Cameron Pope	5 (2x) last vs EWU, 10/26/24	5 (2x) last vs EWU, 10/26/24

Punting	Number	Avg.	Long
47-LJ Harm	7(2x) at Oregon, 8/31/24	46 vs Cal Poly, 10/19/24	53 at A. Christian, 9/21/24
91-Cameron Pope	2 at A. Christian, 9/21/24	45.5 at A. Christian, 9/21/24	49 at A. Christian, 9/21/24

*at previous school.

SINGLE-GAME CAREER HIGHS - DEFENSE

Tackles	Total Tackles
0-Jhamell Blenman	7 vs. St. Thomas, 9/6/25
1-Michael Graves	1 at Eastern Wash., 9/30/23
1-Hayden John	10 vs. St. Thomas, 9/6/25
2-Donovan Parham	10 vs. Alabama A&M, 11/23/24
3-Hysan Dalton	2 at Washington St., 8/30/25
4-Isiah King	10 at Washington St., 8/30/25
5-Maurice Heims	3 vs. Utah Tech, 9/13/25
6-Zakhari Spears	1 vs. Sacred Heart, 11/18/23
7-Aaron Kinsey	2 2x at Washington St., 8/30/25
8-Joshua Barnes	1 vs. UAlbany, 9/14/24
10-Will Cornelson	14 (2x) last at NE Oklahoma A&M, 9/28/24
10-Jack Wagner	1 vs. Idaho State, 11/23/24
11-Khaled Rawls	1 at Washington St., 8/30/25
12-Kamari Baker	1 vs. Cal Poly, 10/19/24
13-Chance Bogan	1 at Lamar Univ., 8/31/23
13-Wayne Queen	1 (2x) last at UC Davis, 9/30/24
15-Zach Wusstig	4 (2x) last vs. Utah Tech, 9/13/25
18-Tim Jackson	1 (2x) last vs. Utah tech, 9/13/25
19-Brayden Rice	1 (2x) last vs. Utah Tech, 9/13/25
20-Elisha Cummings	1 (2x) last at Northern Arizona, 10/5/24
21-Dylan Layne	12 vs. St. Thomas, 9/6/25
22-Caleb Ricks	5 at Washington St., 8/30/25
27-Brody Michael	2 vs. St. Thomas, 9/6/25
28-Matt Irwin	4 vs. St. Thomas, 9/6/25
28-Nate Thomas	2 vs. UC Davis, 9/30/24
33-Julian Lee	2 (2x) vs. UAlbany, 9/14/24
37-Hayden Kincheloe	1 (2x) vs. Idaho State, 11/18/23
42-Ryder Bordner	3 vs. St. Thomas, 9/6/25
43-Trenton Fisher	1 vs. Washington St., 8/30/25
44-Cruz Hepburn	5 vs. Utah Tech, 9/13/25
45-Mitchel Jaskowiak	3 3x vs. St. Thomas, 9/6/25
54-Titus Ringor	2 at Washington St., 8/30/25
57-Xander Echols	1 at Montana State, 10/12/24
89-Matys McLain	7 vs. St. Thomas, 9/6/25
93-Sam Brown	4 vs. Utah Tech, 9/13/25
96-Zach Krotzer	7 vs. Lehigh, 12/7/24
97-Freddy Lujan	1 (2x) last vs. Utah Tech, 9/13/25
99-Trevor Miller	2 vs. St. Thomas, 9/6/25

Name	Tackles for Loss	Sacks
0-Jhamell Blenman	0.5 2x vs. St. Thomas, 9/6/25	--
2-Donovan Parham	2.5 at Lamar, 9/7/24	2 at Lamar, 9/7/24
4-Isiah King	2.5 at Washington St., 8/30/25	1.0 2x at Washington St., 8/30/25
5-Maurice Heims	-	1.0 vs. Colorado, 11/19/22
10-Will Cornelson	5.0 at Navarro, 11/2/24	2.5 at Blinn, 10/12/24
21-Dylan Layne	2.0 at Cal Poly, 10/7/23	1.0 vs. Southern Illinois, 12/2/23
33-Julian Lee	0.5 vs. UAlbany, 9/14/24	0.5 vs. UAlbany, 9/14/24
44-Cruz Hepburn	1.0 vs. Utah Tech, 9/13/25	
45-Mitch Jaskowiak	2.0 at Washington St., 8/30/25	
54-Titus Ringor	0.5 at Washington St., 8/30/25	
89-Matys McLain	3.0 vs. St. Thomas, 9/6/25	1.5 vs. St. Thomas, 9/6/25
93-Sam Brown	1.0 (4X) last vs. Idaho State, 11/23/24	0.5 vs. Idaho State, 11/18/23
96-Zach Krotzer	2.5 at Northern Colo., 11/4/23	1.0 (3x) last at A. Christian, 9/21/24

*at previous school.

2025 SCORING DRIVES DRIVES

2024 SCORING DRIVES

OPP	PLAYS-YARDS	TOP	Scoring Play	Obtained
WSU	16-75	8:53	3-yard rush by Art Williams	Kickoff
WSU	4-7	0:39	21-yard field goal by Cameron Pope	Fumble
UST	11-64	6:34	33-yard field goal by Cameron Pope	FGA
UST	8-68	4:08	4-yard run by Rocco Koch	Kickoff
UST	11-77	5:00	4-yard reception by Jake Cox (Joshua Wood)	Kickoff
UST	6-38	1:40	21-yard reception by Tony Harste (Joshua Wood)	Fumble
UST	4-82	1:37	42-yard reception by Ryan Jezioro (Joshua Wood)	Kickoff
UST	2-60	0:55	59-yard run by Joshua Wood	Punt
UTU	14-70	7:40	6-yard reception by Ryan Jezioro (Joshua Wood)	Punt
UTU	12-84	2:55	24-yard field goal by Owen Forsman	Punt
UTU	8-43	3:25	49-yard field goal by Owen Forsman	Kickoff
UTU	12-94	7:12	18-yard rush by Joshua Wood	Punt

IDAHO - 2025

DRIVE LENGTH	TOTAL DRIVES	SCORING DRIVES
<0	3	0
0-9	4	1
10-19	2	0
20-29	2	0
30-39	1	1
40-49	2	1
50-59	1	0
60-69	4	3
70-79	3	3
80-89	2	2
90-99	1	1

RED ZONE	TD	FG
SCORES-TRIPS	5-9	3-9
PERCENTAGE	.556	.334
TOTAL: 8-9 (88.9%)		

OPPONENT - 2025

DRIVE LENGTH	TOTAL DRIVES	SCORING DRIVES
<0	1	0
0-9	10	2
10-19	4	0
20-29	2	0
30-39	3	1
40-49	2	1
50-59	1	0
60-69	2	1
70-79	3	2
80-89	2	2
90-99	0	0

RED ZONE	TD	FG
SCORES-TRIPS	4-9	3-9
PERCENTAGE	.444	.667
TOTAL: 7-9 (.778)		

THE LAST TIME...

INDIVIDUAL WITH 200+ YARDS RUSHING

Idaho – 212, Deshaun Buchanan, at Portland State, Nov. 9, 2023

Opponent – 244, Jalin Moore, Appalachian State, Nov. 14, 2015

TWO TEAMMATES WITH 100+ YARDS RUSHING

Idaho – Anthony Woods (211) and Nick Romano (129), at Eastern Washington, Sept. 30, 2023

Opponent – T. Mellott (148) and S. Humphrey (124), Montana State, Oct. 12, 2024

INDIVIDUAL WITH 400+ YARDS PASSING

Idaho – 498, Mason Petrino, at NAU, Nov. 23, 2019

Opponent – 422, Justin Miller, Southern Utah, March 27, 2021

INDIVIDUAL WITH 200+ YARDS RECEIVING

Idaho – 209, Hayden Hatten at Southeastern (La.), Nov. 26, 2022

Opponent – 208, Connor Tanner, Idaho State, April 3, 2021

TWO TEAMMATES WITH 100+ YARDS RECEIVING

Idaho – Jermaine Jackson (111) and Hayden Hatten (209), at Southeastern (La.), Nov. 26, 2022

Opponent – Mitch Gueller (184), Michael Dean (156) and Demonte Horton (113), Idaho State, Oct. 6, 2018

THREE TEAMMATES WITH 100+ YARDS RECEIVING

Idaho – Deon Watson (129), Alfonso Onunwor (117), Jordan Frysinger (102), vs New Mexico State Oct. 15, 2016

Opponent – Mitch Gueller (184), Michael Dean (156) and Demonte Horton (113), Idaho State, Oct. 6, 2018

FEWER THAN 100 YARDS RUSHING (TEAM)

Idaho – 92, vs Lehigh, Dec. 7, 2024

Opponent – 98, vs. Utah Tech, Sept. 13, 2025

FEWER THAN 200 YARDS PASSING (TEAM)

Idaho – 119, vs. Utah Tech, Sept. 13, 2025

Opponent – 149, vs. Utah Tech, Sept. 13, 2025

FEWER THAN 200 YARDS TOTAL OFFENSE (TEAM)

Idaho – 176, at Montana State, Oct. 12, 2024

Opponent – 125, at Montana State, Oct. 12, 2024

KICKOFF RETURNED FOR TOUCHDOWN

Idaho – Andrew Marshall, 100 yards, at Idaho State, Nov. 23, 2024

Opponent – Michael Wortham, 100 yards, Eastern Washington, Oct. 26, 2024

PUNT RETURNED FOR TOUCHDOWN

Idaho – Andrew Marshall, 47 yards, vs UAlbany, Aug. 14, 2024

Opponent – Richaud Floyd, 85 yards, at Missouri, Oct. 21, 2017

INTERCEPTION RETURNED FOR TOUCHDOWN

Idaho – Zach Johnson, 74 yards, vs Lehigh, Dec. 7, 2024

Opponent – Anthony Smith, Eastern Washington, Feb. 27, 2021

FUMBLE RECOVERY RETURNED FOR TD

Idaho – Ormanie Arnold, 15 yards, Sacramento State, Sept. 23, 2023

Opponent – Kai Rapolla, 81 yards, Cal Poly, Oct. 19, 2023

BLOCKED FIELD GOAL RETURNED FOR TD

Idaho – Dorian Clark, 47 yards, vs. Western New Mexico, Sept. 8, 2018

Opponent – Jaron Bryant, 71 yards, Fresno State, Sept. 1, 2018 (Twice in game)

BLOCKED PUNT RETURNED FOR TD

Idaho – Connor Whitney, 0 yards, vs. North Dakota, Nov. 3, 2018

Opponent – Namane Modise, 0 yards, UC Davis, Sept. 22, 2018

SCORED A SAFETY

Idaho – at Montana, Oct 15, 2022

Opponent – at Indiana, Sept. 10, 2022

THE VANDALS

Scored 30-40 points..... vs. St. Thomas, Sept. 6, 2025 (37 pts)

Scored 40-50 points..... at Idaho State, Nov. 23, 2024 (40 pts)

Scored 50-60 points..... vs. Portland State, Oct. 22, 2022 (56 pts)

Scored 60+ points..... vs. Idaho State, Nov. 18, 2023 (63 pts)

Rushed for 200-300 yards..... vs. Utah Tech, Sept. 13, 2025 (286)

Rushed for 300+ yards..... vs. Eastern Washington, Sept. 30, 2022 (363 yds)

Passed for 200-300 yards..... vs. St. Thomas, Sept. 6, 2025 (281 yds)

Passed for 300-400 yards..... vs. Lehigh, Dec. 7, 2024 (318 yds)

Passed for 400+ yards..... at Idaho State, Nov. 23, 2023 (415 yds)

400-500 yards Total Offense..... vs. Utah Tech, Sept. 13, 2025 (406 yds)

500-600 yards Total Offense..... vs. Idaho State, Nov. 18, 2023 (579 yds)

600-700 yards Total Offense..... vs. Colorado State, Dec. 22, 2016 (606 yds)

700+ yards Total Offense..... at NAU, Nov. 23, 2019 (738 yds)

Had a Lightning Delay..... at Indiana, Sept. 10, 2022

Played an Overtime Game..... vs. Southern Illinois, Dec. 2, 2023 (W, 20-17)

Won an Overtime Game..... vs. Southern Illinois, Dec. 2, 2023 (W, 20-17)

Played a double overtime game..... at South Alabama, Sept. 23, 2017 (W, 29-23)

2025 OFFENSIVE STARTERS

Opponent	WR	TE/RB	LT	LG	C	RG	RT	QB	RB	WR	WR/TE
at Washington State	#4 Harste	#33 Cox	#68 Vliem	#74 Azzopardi	#50 Vining	#51 Evans	#52 Henson	#3 Wood	#20 Cummings	#89 Jezioro	#67 Skinner
vs. St. Thomas	#4 Harste	#33 Cox	#68 Vliem	#74 Azzopardi	#50 Vining	#51 Evans	#52 Henson	#3 Wood	#20 Cummings	#89 Jezioro	#7 Cortez-Menjivar
vs. Utah Tech	#11 McWilliams	#33 Cox	#68 Vliem	#74 Azzopardi	#50 Vining	#51 Evans	#52 Henson	#3 Wood	#20 Cummings	#89 Jezioro	#87 Hoffmann

2025 DEFENSE STARTERS

Opponent	EDGE	DT	DT	EDGE/S	LB	LB	LB/CB	S	S	CB	CB
at Washington State	#93 Brown	#45 Jaskowiak	#96 Krotzer	#89 McLain	#4 King	#21 Layne	#10 Cornelson	#1 John	#28 Irwin	#0 Blenman	#3 Dalton
vs. St. Thomas	#2 Parham	#45 Jaskowiak	#96 Krotzer	#89 McLain	#4 King	#21 Layne	#44 Hepburn	#1 John	#15 Wusstig	#0 Blenman	#22 Ricks
vs. Utah Tech	#2 Parham	#45 Jaskowiak	#96 Krotzer	#89 McLain	#4 King	#21 Layne	#18 Jackson	#1 John	#15 Wusstig	#0 Blenman	#22 Ricks

2025 IDAHO'S RECORD WHEN...

GAME SITE

At the P1FCU Kibbie Dome.....	2-0
On the Road	0-1
Neutral Site	0-0

ON TV (LINEAR)

At P1FCU Kibbie Dome	2-0
On the Road	0-1
Neutral Site	0-0

LEADING, TRAILING OR TIED

Idaho Scores First	2-0
Opponent Scores First	0-1
Leading After First Quarter	0-0
Trailing After First Quarter	1-0
Tied After First Quarter	1-1
Leading at the Half	2-0
Trailing at the Half	0-1
Tied at the Half	0-0
Leading After Third Quarter	2-0
Trailing After Third Quarter	0-1
Tied After Third Quarter	0-0

FINAL MARGIN

1-7	1-1
8-14	1-0
15-21	0-0
22-30	0-0
31-40	0-0
40+	0-0

OVERTIME

At P1FCU Kibbie Dome	0-0
On the Road	0-0
Neutral Site	0-0

TOTAL OFFENSE

More Total Yards than Opp	1-1
Fewer Total Yards than Opp	1-0
Same Total Yards as Opp	0-0

PASSING OFFENSE

More Passing Yards than Opp	1-0
Fewer Passing Yards than Opp	1-1
Same Passing Yards as Opp	0-0

RUSHING OFFENSE

More Rushing Yards than Opp	1-1
Fewer Rushing Yards than Opp	1-0
Same Rushing Yards as Opp	0-0

TURNOVER BATTLE

Committed fewer TOs than opp	1-0
Committed more TOs than opp	0-1
Committed same TOs as opp	1-0

IDAHO SCORING

< 10	0-0
10-19	0-1
20-29	1-0
30-39	1-0
40-49	0-0
50+	0-0

OPPONENT SCORING

< 10	1-0
10-19	0-1
20-29	0-0
30-39	1-0
40-49	0-0
50+	0-0

TIME OF DAY

Day Game (before 4 p.m.)	2-0
Night Game	0-1

DAY OF THE WEEK

Saturday	2-1
Friday	0-0

MONTH

August	0-1
September	2-0
October	0-0
November	0-0
December	0-0

VS DIVISION

FCS	2-0
FBS	0-1

SUPERLATIVES

Largest Lead	14; 2x last vs. Utah Tech, Sept. 13
Largest Deficit	10; at Washington St., Aug. 30
Largest Halftime Lead	10; vs St. Thomas, Sept. 6
Largest Halftime Deficit	7; at Washington St., Aug. 30
Widest Margin of Victory	14; vs. Utah Tech, Sept. 13
Widest Margin of Defeat	3; at Washington St., Aug. 13
Largest Deficit Overcome	4; vs. St. Thomas, Sept. 6
Largest Lead Lost	N/A
Latest Deficit Overcome	N/A
Latest Lead Lost	N/A
Longest Lead Held	43:12 vs Utah Tech, Sept. 13

AROUND THE BIG SKY
2025 BIG SKY CONFERENCE FOOTBALL STANDINGS

SCHOOL	Big Sky CONF	PCT	Overall OVERALL	PF-PA	HOME	AWAY	CoST	STRK
Montana	0-0	.000	2-0	1.000	66-40	2-0	0-0	W2
Cal Poly	0-0	.000	2-1	.667	106-87	1-0	1-1	W1
IDAHO	0-0	.000	2-1	.667	67-49	2-0	0-1	W2
Northern Arizona	0-0	.000	2-1	.667	109-118	1-0	1-1	W2
UC Davis	0-0	.000	1-1	.500	41-94	0-0	1-1	L1
Montana State	0-0	.000	1-2	.333	78-96	1-1	0-1	W1
Northern Colorado	0-0	.000	1-2	.333	51-48	1-0	0-2	L2
Sacramento State	0-0	.000	1-2	.333	69-68	1-0	0-2	W1
Weber State	0-0	.000	1-2	.333	55-134	0-0	1-2	W1
Eastern Washington	0-0	.000	0-3	.000	49-99	0-0	0-3	L3
Idaho State	0-0	.000	0-3	.000	77-116	0-0	0-3	L3
Portland State	0-0	.000	0-4	.000	23-184	0-1	0-3	L4

THIS WEEK IN THE BIG SKY (ALL TIMES PACIFIC)




SATURDAY, SEPT. 6 - WEEK 2		
Mercyhurst at No. 4 Montana St.	12 p.m.	ESPN+.
Indiana St. at No. 5 Montana	12 p.m.	ESPN+
No. 19 Incarnate Word at No. 17 NAU	1 p.m.	ESPN+
NO. 8 Idaho at San Jose St.	2 p.m.	Mountain West Network
Lincoln at Idaho St.	3 p.m.	ESPN+
Western Illinois at Eastern Washington	4 p.m.	ESPN+
Northern Colorado at Houston Christian	4 p.m.	ESPN+
Cal Poly at Stephen F. Austin	5 p.m.	ESPN+
Central Arkansas at No. 24 Sacramento St.	6 p.m.	
Butler at Weber St.	6 p.m.	ESPN+
Southern Utah at No. 9 UC Davis	7 p.m.	ESPN+

LAST WEEK IN THE BIG SKY TOP 25

SATURDAY, SEPT. 13 - WEEK 3	
No. 16 North Dakota 23, No. 5 Montana 24	
San Diego 7, No. 4 Montana St. 41	
UTAH TECH 6, NO. 8 IDAHO 20	
No. 18 NAU 52, Southern Utah 49	
Mercyhurst 28, No. 21 Sacramento State 49	

2025 OFFENSIVE PLAYERS OF THE WEEK		2025 DEFENSIVE PLAYERS OF THE WEEK	
Sept. 1	Ty Dieffenback, Cal Poly	Sept. 1	Rex Connors, UCD
Sept. 6	JOSHUA WOOD, IDAHO	Sept. 6	Ezra Ekuba, Northern Colorado
	Eli Gillman, Montana		Koa Akui, Sacramento St.
Sept. 13	Ty Pennington, NAU	Sept. 13	Hudson Voggesser, N. Colorado

ALL-BIG SKY
2025 PRESEASON ALL-BIG SKY

OL: Nate Azzopardi	
DL: Zach Krotzer	
LB: Isiah King	

WATCHLISTS	
SHRINE BOWL 1000 WATCHLIST	
Offensive Lineman - Nate Azzopardi	
FRED MITCHELL AWARD	
Kicker - Cam Pope	
TOP 25 MOST IMPORTANT FCS QBS - HERO SPORTS	
Quarterback - Joshua Wood	

FIGHTIN' TATERS



In celebration of Ag Appreciation Week in Idaho's Sept. 6 game against St. Thomas, the University of Idaho Athletics has partnered with The Field Rush to create an alternate helmet for the Sept. 6 game against St. Thomas. Idaho will be sporting black helmets with Pride Gold "Fightin' Taters" decals this weekend.

The original idea came from Idaho's friends, The Field Rush, who posted a meme suggesting the alternate branding. Upon further discussions, Idaho and The Field Rush decided to pursue the opportunity together.

"The University of Idaho already has one of the most unique mascots and brands in all of college athletics," Assistant Athletic Director for Brand Engagement and Digital Strategy Jerek Wolcott said. "This was an opportunity to celebrate our state and our tremendous agricultural history while partnering with the creative minds at Field Rush for a game sponsored by the Idaho Potato Commission. Everything came together for this week for something truly unique, and we couldn't be more excited to see this alternate brand on the field."


The most unique helmets in the game have been heralded as "the best helmets in college football" by many, including Homefield Apparel, and have been featured on news outlets and social media platforms such as College Gameday, ESPN, Sports Illustrated, Barstool Sports, On3, FanDuel, UniSwag, Unnecessary Roughness, Athlon Sports, The Bobby Bones Show, etc.

Upon their debut, they were ranked in Uniswag's top ten uniforms of the week, and were rated as FCS Untapped's best uniforms of the week. Upon release, Idaho's Fightin' Taters apparel launched Idaho to be the No. 1 selling school in the nation on Homefield Apparel's website.

As a state, Idaho is globally known for the quality and quantity of its potatoes. They are a \$4 billion industry in the Gem State and provide over 30,000 jobs. Although most potato fields within Idaho are in southern and eastern Idaho, University of Idaho potato research and extension offices have proven to be crucial to the industry, proving to be a unifying element to both institutions.



*Fightin'
Taters*



2025 FCS NATIONAL STATISTICAL RANKINGS

Statistic	National Rank	Conference Rank	Value	National Leader	Value	Conference Leader	Value
3rd Down Conversion Pct (118 ranked)	11	1	0.488	Alabama St.	0.588	Idaho	0.488
3rd Down Conversion Pct Defense (118 ranked)	19	3	0.314	Sacred Heart	0.133	Montana St.	0.294
4th Down Conversion Pct (110 ranked)	14	1	0.750	11 teams tied	1.000	Idaho	0.750
4th Down Conversion Pct Defense (110 ranked)	107	10	0.833	Butler Montana SFA	0.000 0.000 0.000	Montana	0.000
Blocked Kicks (15 ranked)				Norfolk St.	4	Eastern Wash.	3
Blocked Kicks Allowed (116 ranked)	1	1	0	76 teams tied	0	6 teams tied	0
Blocked Punts (1 ranked)				18 teams tied	1	Eastern Wash.	1
Blocked Punts Allowed (110 ranked)	1	1	0	92 teams tied	0	8 teams tied	0
Completion Percentage (118 ranked)	25	3	0.657	Montana St.	0.758	Montana St.	0.758
Defensive TDs (6 ranked)				Tarleton St.	3	5 teams tied	1
Fewest Penalties (118 ranked)	68	7	20	Dayton	5	Northern Colo.	13
Fewest Penalties Per Game (118 ranked)	68	6	6.67	The Citadel	2.33	Northern Colo.	4.33
Fewest Penalty Yards (118 ranked)	63	8	166	Dayton	38	Montana St.	95
Fewest Penalty Yards Per Game (118 ranked)	61	6	55.33	Dayton	19.00	Montana St.	31.67
First Downs Defense (118 ranked)	32	3	54	North Dakota St.	24	Montana	40
First Downs Offense (118 ranked)	23	3	64	Tarleton St.	88	Idaho St.	70
Fumbles Lost (118 ranked)	53	8	2	21 teams tied	0	Cal Poly Idaho St. Weber St.	0 0 0
Fumbles Recovered (69 ranked)	32	4	2	Eastern Ky.	6	Northern Colo.	4
Kickoff Return Defense (118 ranked)	55	8	20.11	Northwestern St.	5.25	UC Davis	13.67
Kickoff Returns (117 ranked)	40	5	21.71	Sacred Heart	40.75	Idaho St.	25.17
Net Punting (118 ranked)	43	7	37.38	St. Thomas (MN)	46.11	Sacramento St.	43.40
Passes Had Intercepted (117 ranked)	17	1	1	16 teams tied	0	Montana St. Northern Colo. Idaho	1 1 1
Passes Intercepted (74 ranked)	74	8	1	Tarleton St.	9	Sacramento St. Northern Ariz.	4 4
Passing Offense (118 ranked)	91	10	144.3	Monmouth	421.7	Idaho St.	332.7
Passing Yards Allowed (118 ranked)	51	6	207.0	North Dakota St.	78.7	Northern Colo.	156.0
Passing Yards per Completion (118 ranked)	99	10	9.41	North Dakota St.	18.15	Sacramento St.	15.55
Punt Return Defense (118 ranked)	5	2	0.00	McNeese	-7.50	Weber St.	-0.20
Punt Returns (118 ranked)	77	9	5.00	Georgetown	32.50	UC Davis	15.67
Red Zone Defense (103 ranked)	40	5	0.778	Tarleton St.	0.444	Montana	0.500
Red Zone Offense (118 ranked)	33	2	0.889	15 teams tied	1.000	Cal Poly	1.000
Rushing Defense (118 ranked)	13	1	103.0	Tennessee Tech	58.0	Idaho	103.0
Rushing Offense (118 ranked)	11	1	220.0	Delaware St.	280.0	Idaho	220.0
Sacks Allowed (118 ranked)	15	3	1.00	5 teams tied	0.33	Idaho St. Northern Colo.	0.33 0.33
Scoring Defense (118 ranked)	12	2	16.3	North Dakota St.	5.7	Northern Colo.	16.0
Scoring Offense (118 ranked)	60	7	22.3	Tennessee Tech	60.7	Northern Ariz.	35.7
Tackles for Loss Allowed (118 ranked)	12	1	4.00	Tennessee Tech	2.67	Idaho	4.00
Team Passing Efficiency (118 ranked)	45	6	133.67	UTRGV	223.59	Northern Ariz.	148.32
Team Passing Efficiency Defense (118 ranked)	53	5	133.72	UTRGV	75.68	Northern Colo.	99.50
Team Sacks (111 ranked)	89	10	1.00	Valparaiso	3.67	Sacramento St.	3.33
Team Tackles for Loss (118 ranked)	66	3	5.3	Valparaiso	9.7	Sacramento St.	7.7
Time of Possession (118 ranked)	12	1	33:46	South Dakota St.	35:34	Idaho	33:46
Total Defense (118 ranked)	22	1	310.0	North Dakota St.	158.0	Idaho	310.0
Total Offense (118 ranked)	41	6	364.3	UTRGV	610.0	Montana	467.5
Turnover Margin (116 ranked)	47	5	0.00	Tarleton St.	3.25	Northern Colo.	1.67
Turnovers Gained (108 ranked)	63	6	3	Tarleton St.	14	Northern Colo.	7
Turnovers Lost (118 ranked)	29	2	3	San Diego	0	Northern Colo.	2
Winning Percentage (94 ranked)	10	2	0.667	9 teams tied	1.000	Montana	1.000

GAME 4 | SAN JOSE STATE (SEPT. 20)

Statistic	Player	National Rank	Conference Rank	Value	National Leader	Value	Conference Leader	Value
All Purpose (199 ranked)	Joshua Wood Art Williams	66 131	7 13	91.00 73.33	Ethan Loss, Butler	170.67	Michael Wortham, Montana	169.50
Blocked Kicks (1 ranked)					Cameron Garner-Young, New Hampshire Luke Green, Butler	2 2		
Combined Kick Returns (197 ranked)	Zach Wusstig	63	5	107	Rashad Rochelle, Indiana St.	300	Cru Newman, Portland St.	260
Completion Percentage (104 ranked)	Joshua Wood	28	5	0.657	Justin Lamson, Montana St.	0.753	Justin Lamson, Montana St.	0.753
Completions Per Game (148 ranked)	Joshua Wood	45	5	15.33	Derek Robertson, Monmouth	33.33	Justin Lamson, Montana St.	21.33
Field Goal Percentage (81 ranked)	Cameron Pope	74	9	0.400	22 players tied	1.000	4 players tied	1.000
Field Goals Per Game (104 ranked)	Owen Forsman Cameron Pope	52 52	7 7	0.67 0.67	Nick Reed, New Hampshire	2.67	Myles Sansted, Montana St. Trajan Sinatra, Idaho St. Jacob Willig, Northern Colo.	1.67 1.67 1.67
Forced Fumbles (22 ranked)	Isiah King Matyus McLain	22 22	3 3	0.33 0.33	Joe Oilman, South Dakota St.	1.00	Khalani Riddick, UC Davis Nate Rutchena, UC Davis	0.50 0.50
Fumbles Recovered (10 ranked)	Will Cornelison Donovan Parham	10 10	1 1	1 1	9 players tied	2	21 players tied	1
Interceptions Per Game (40 ranked)					4 players tied	1.00	Koa Akui, Sacramento St.	1.00
Kickoff Return TDs (1 ranked)					12 players tied	1		
Kickoff Returns (80 ranked)	Zach Wusstig	39	5	21.4	Ryan Ricketti, Valparaiso	49.2	Michael Wortham, Montana	25.4
Passes Defended (37 ranked)					Jonathan Cabral-Martin, UNI Eric Gant, Lindenwood Nate Robinson Jr., Marist	2.00 2.00 2.00	Koa Akui, Sacramento St.	1.67
Passing Efficiency (104 ranked)	Joshua Wood	48	6	133.7	Andrew Body, Alabama St.	223.0	Ty Dieffenbach, Cal Poly	194.9
Passing TDs (34 ranked)	Joshua Wood	34	3	4	Derek Robertson, Monmouth	14	Ty Dieffenbach, Cal Poly Ty Pennington, Northern Ariz.	5 5
Passing Yards (150 ranked)	Joshua Wood	64	6	433	Derek Robertson, Monmouth	1,265	Ty Pennington, Northern Ariz.	799
Passing Yards Per Game (150 ranked)	Joshua Wood	67	7	144.3	Derek Robertson, Monmouth	421.7	Keali'i Ah Yat, Montana	275.0
Passing Yards per Completion (104 ranked)	Joshua Wood	89	9	9.41	Landen Clark, Elon	18.14	Ty Dieffenbach, Cal Poly	16.78
Points Responsible For (136 ranked)	Joshua Wood	27	2	38	Derek Robertson, Monmouth	106	Ty Pennington, Northern Ariz.	44
Points Responsible For Per Game (137 ranked)	Joshua Wood	27	2	12.7	Derek Robertson, Monmouth	35.3	Ty Pennington, Northern Ariz.	14.7
Punt Return TDs (1 ranked)					11 players tied	1		
Punt Returns (43 ranked)					Tre' Holloway, Tennessee Tech	16.7	Khalani Riddick, UC Davis	15.7
Punting (88 ranked)					Jeff Yurk, Elon	51.4	Ben D'Aquila, Northern Ariz.	46.5
Receiving TDs (30 ranked)	Ryan Jezioro	30	3	2	Michael Briscoe, Cal Poly	6	Michael Briscoe, Cal Poly	6
Receiving Yards (148 ranked)	Ryan Jezioro Tony Harste	90 140	9 14	159 122	Treyvhon Saunders, Colgate	465	Kolbe Katsis, Northern Ariz.	293
Receiving Yards Per Game (197 ranked)	Ryan Jezioro Tony Harste Emmerson Cortez-Menjivar	93 147 172	10 18 21	53.0 40.7 38.0	Treyvhon Saunders, Colgate	155.0	Kolbe Katsis, Northern Ariz.	97.7
Receptions Per Game (199 ranked)	Ryan Jezioro Emmerson Cortez-Menjivar Tony Harste	40 132 159	7 16 17	4.67 3.33 3.00	Treyvhon Saunders, Colgate	11.33	Taco Dowler, Montana St.	8.00
Rush Yards Per Carry (115 ranked)	Art Williams	31	4	5.38	Kente Edwards, Lafayette	9.98	Eli Gillman, Montana	9.03
Rushing TDs (19 ranked)					Kente Edwards, Lafayette	7	Seth Cromwell, Northern Ariz.	4
Rushing Yards (200 ranked)	Joshua Wood Art Williams Elisha Cummings	16 34 193	2 3 16	273 226 94	Beau Brungard, Youngstown St.	426	Eli Gillman, Montana	280
Rushing Yards Per Game (199 ranked)	Joshua Wood Art Williams Elisha Cummings	15 32 180	2 3 15	91.0 75.3 31.3	Beau Brungard, Youngstown St.	142.0	Eli Gillman, Montana	140.0
Sacks (121 ranked)	Isiah King Matyus McLain	80 80	7 7	0.50 0.50	Kcelby Givens, Southern U.	1.63	Travis Arena, Northern Ariz. Jayland McGlothen, Sacramento St.	1.00 1.00
Scoring (164 ranked)	Ryan Jezioro Joshua Wood	164 164	20 20	4.0 4.0	Kaiden Bennett, Delaware St. Kente Edwards, Lafayette	14.0 14.0	Michael Briscoe, Cal Poly	12.0
Solo Tackles (35 ranked)					Dylan Rowsey, Murray St.	11.67	Derek Houston, Sacramento St.	7.33
Tackles For Loss (74 ranked)	Matyus McLain Isiah King	20 31	1 4	1.50 1.33	Joshua Stoneking, Furman	2.83	Cam'ron Willis, Idaho St. Matyus McLain, Idaho Caleb Otlewski, Montana	1.50 1.50 1.50
Total Offense (199 ranked)	Joshua Wood Art Williams	30 144	4 15	235.3 75.3	Derek Robertson, Monmouth	409.3	Ty Pennington, Northern Ariz.	282.3
Total Points Scored (0 ranked)								
Total Tackles (199 ranked)	Dylan Layne Isiah King	49 74	8 12	8.3 7.7	James Conway, Fordham	17.3	Rex Connors, UC Davis	11.5
Total Touchdowns (86 ranked)	Ryan Jezioro Joshua Wood	86 86	8 8	2 2	Kaiden Bennett, Delaware St.	8	Michael Briscoe, Cal Poly	6
Yards per Pass Attempt (104 ranked)	Joshua Wood	70	7	6.19	Eddie Lee Marburger, UTRGV	12.89	Ty Dieffenbach, Cal Poly	11.43
Yards per Reception (199 ranked)	Tony Harste	137	15	13.56	Xayvion Noland, UTRGV	45.88	Kolbe Katsis, Northern Ariz.	19.53

2025 IDAHO TEAM STATS

Team Statistics

	UI	OPP
Scoring	67	49
Points per game	22.3	16.3
Points Off Turnovers	9	3
First Downs	64	54
Rushing	38	16
Passing	21	33
Penalty	5	5
Rushing Yardage	660	309
Yards gained rushing	704	389
Yards lost rushing	44	80
Rushing attempts	126	81
Average per rush	5.2	3.8
Average per game	220.0	103.0
TDs Rushing	4	1
Passing Yardage	433	621
Comp-Att-Int	46-70-1	61-93-1
Average per pass	6.2	6.7
Average per catch	9.4	10.2
Average per game	144.3	207.0
TDs Passing	4	4
Total offense	1093	930
Total plays	196	174
Average per play	5.6	5.3
Average per game	364.3	310.0
Kick returns: #-Yards	7-152	9-181
Punt returns: #-Yards	4-20	0-0
Int returns: #-Yards	1-0	1-0
Kick return average	21.7	20.1
Punt return average	5.0	0.0
Int return average	0.0	0.0
Fumbles-Lost	5-2	3-2
Penalties-Yards	20-166	20-152
Average per game	55.3	50.7
Punts-Yards	8-299	12-483
Average per punt	37.4	40.3
Net punt average	37.4	38.6
Kickoffs-Yards	15-939	12-712
Average per kick	62.6	59.3
Net kick average	40.5	37.3
Time of possession / game	33:46	26:11
3rd-down conversion	20/41	11/35
3rd-down pct	49%	31%
4th-down conversion	3/4	5/6
4th-down pct	100%	100%
Sacks by-Yards	1-19	0-0
Misc Yards	0	0
Touchdowns scored	1	1
Field goals - attempts	1-2	2-2
On-Side kicks	0-0	0-0
Red-zone scores	(2-2) 100%	(3-3) 100%
Red-zone touchdowns	(1-2) 50%	(1-3) 33%
PAT-attempts	(1-1) 100%	(1-1) 100%
2-point conversion-attempts	(0-0) 0%	(0-0) 0%
Attendance	0	28243
Games / Avg per game	0/0	1/28243
Neutral site games	-	0/0

Score by Periods

Team	1st	2nd	3rd	4th	OT	TOT
Idaho	0	0	0	10	0	10
Opponents	0	7	3	3	0	13

2025 INDIVIDUAL STATS

Rushing

Player	gp	att	gain	loss	net	avg	td	lg	avg/g
Joshua Wood	3	28	289	16	273	9.8	2	59	91.0
Art Williams	3	42	230	4	226	5.4	1	68	75.3
Elisha Cummings	3	25	100	6	94	3.8	0	15	31.3
Nate Thomas	2	13	59	1	58	4.5	0	14	29.0
Hayden Kincheloe	3	8	19	0	19	2.4	0	4	6.3
Rocco Koch	3	3	5	0	5	1.7	1	4	1.7
Emmerson Cortez-Menjivar	3	1	2	0	2	2.0	0	2	0.7
LJ Harm	3	1	0	14	-14	-14.0	0	0	-4.7
Team	3	5	0	3	-3	-0.6	0	0	-1.0
Total	3	126	704	44	660	5.2	4	68	220.0
Opponents	3	81	389	80	309	3.8	1	58	103.0

Passing

Player	gp	effic	comp-att-int	pct	yds	td	lg	avg/g
Joshua Wood	3	133.7	46-70-1	65.7	433	4	43	144.3
Total	3	133.7	46-70-1	65.7	433	4	43	144.3
Opponents	3	133.7	61-93-1	65.6	621	4	37	207.0

Receiving

Player	gp	no.	yds	avg	td	lg	avg/g
Ryan Jezioro	3	14	159	11.4	2	42	53.0
Emmerson Cortez-Menjivar	3	10	114	11.4	0	43	38.0
Tony Harste	3	9	122	13.6	1	37	40.7
Elisha Cummings	3	4	17	4.3	0	12	5.7
Jake Cox	3	2	4	2.0	1	4	1.3
Art Williams	3	2	-6	-3.0	0	11	-2.0
Nolan McWilliams	3	2	13	6.5	0	7	4.3
Nate Thomas	2	1	-1	-1.0	0	0	-0.5
Michael Graves	1	1	7	7.0	0	7	7.0
Marquawn McCraney	1	1	4	4.0	0	4	4.0
Total	3	46	433	9.4	4	43	144.3
Opponents	3	61	621	10.2	4	37	207.0

Punt Returns

Player	no.	yds	avg	td	lg
Tony Harste	3	20	6.7	0	23
Aaron Kinsey	1	0	0.0	0	0
Total	4	20	5.0	0	23
Opponents	0	0	0.0	0	0

Interceptions

Player	no.	yds	avg	td	lg
Aaron Kinsey	1	0	0.0	0	0
Total	1	0	0.0	0	0
Opponents	1	0	0.0	0	0

Kick Returns

Player	no.	yds	avg	td	lg
Zach Wusstig	5	107	21.4	0	26
Emmerson Cortez-Menjivar	1	23	23.0	0	23
Aaron Kinsey	1	22	22.0	0	22
Total	7	152	21.7	0	26
Opponents	9	181	20.1	0	28

Fumbles Recovered

Player	no.	yds	avg	td	lg
Donovan Parham	1	0	0.0	0	0
Will Cornelson	1	0	0.0	0	0
Total	2	0	0.0	0	0
Opponents	2	0	0.0	0	0

2025 INDIVIDUAL STATS

2025 DEFENSIVE STATS

##	Player	gp	Tackles				Sacks	Pass defense			Fumbles	blkd		
			ua	a	tot	tfl/yds	no-yds	int-yds	brup	qbh	fr-yds	ff	kick	saf
21	Dylan Layne	3	8	17	25	1-2	.	.	1
4	Isiah King	3	13	10	23	4-32	1.5-23	.	1	.	.	1	.	.
0	Jhamell Blenman	3	8	8	16	0.5-1	.	.	2	1
1	Hayden John	3	9	6	15	.	.	.	2	1
89	Matyus McLain	3	6	8	14	4.5-33	1.5-11	.	.	2	.	1	.	.
2	Donovan Parham	3	2	9	11	0.5-0	.	.	.	1	1-0	.	.	.
15	Zach Wusstig	3	2	7	9	.	.	.	1
22	Caleb Ricks	3	2	7	9	.	.	.	1
44	Cruz Hepburn	3	3	5	8	1.5-3
28	Matt Irwin	3	6	2	8	.	.	.	1
45	Mitchel Jaskowiak	3	1	5	6	2-3	.	.	.	1
93	Sam Brown	3	2	4	6	0.5-1
96	Zach Krotzer	3	1	4	5	1-2	.	.	.	2
10	Will Cornelson	3	2	2	4	1-0	.	.	.
54	Titus Ringor	3	.	4	4	0.5-1
7	Aaron Kinsey	2	3	1	4	.	.	1-0
27	Brody Michael	2	1	2	3
3	Hysan Dalton	3	3	.	3
99	Trevor Miller	3	1	2	3
42	Ryder Bordner	3	2	1	3
5	Maurice Heims	1	.	3	3
19	Brayden Rice	2	2	.	2
18	Tim Jackson	2	1	1	2
43	Trenton Fisher	2	.	1	1
11	Khaled Rawls	2	1	.	1
94	Frederick Lujan III	1	.	1	1
Totals		3	79	110	189	16-78	3-34	1-0	9	8	2-0	2	0	0
Opponents		3	95	132	227	12-69	3-16	1-0	7	3	2-0	2	0	0

2025 RED ZONE STATS

Idaho Inside Opponent Red-Zone

Date	Opponent	Score	Times	Times	Total				Rush	Pass	FGs	Failed to score inside RZ					
			In RZ	Scored	Pts	TDs	TDs	TDs	TDs	Made	FGA	Down	Int	Fumb	Half	Game	
08/30/2025	at Washington St.	L 10-13	2	2	10	1	1	0	1	1	1	0	0	0	0	0	0
09/06/2025	St. Thomas (MN)	W 37-30	3	3	17	2	1	1	1	1	1	0	0	0	0	0	0
09/13/2025	Utah Tech	W 20-6	4	3	17	2	1	1	1	1	2	0	0	0	0	0	0
Totals 8 of 9 (88.9%)			9	8	44	5	3	2	3	4	0	0	0	0	0	0	0

Opponents Inside Idaho Red-Zone

Date	Opponent	Score	Times	Times	Total				Rush	Pass	FGs	Failed to score inside RZ					
			In RZ	Scored	Pts	TDs	TDs	TDs	TDs	Made	FGA	Down	Int	Fumb	Half	Game	
08/30/2025	Washington St.	L 10-13	3	3	13	1	0	1	2	2	2	0	0	0	0	0	0
09/06/2025	St. Thomas (MN)	W 37-30	6	4	23	3	0	3	1	2	2	1	0	0	0	0	0
09/13/2025	Utah Tech	W 20-6	0	0	0	0	0	0	0	0	0	0	0	0	0	0	0
Totals 7 of 9 (77.8%)			9	7	36	4	0	4	3	4	1	0	0	0	0	0	0

2025 IDAHO GAME-BY-GAME STATS

		Rushing				Receiving				Passing				Kick Returns				Punt Returns				tot		
Date	Opponent	no.	yds	td	lg	no.	yds	td	lg	cmp	att	int	yds	td	lg	no.	yds	td	lg	no.	yds	td	lg	off
08/30/2025	at Washington St.	45	188	1	16	12	33	0	12	12	20	0	33	0	12	2	45	0	23	1	0	0	0	221
09/06/2025	St. Thomas (MN)	35	186	2	59	20	281	3	43	20	25	1	281	3	43	5	107	0	26	0	0	0	0	467
09/13/2025	Utah Tech	46	286	1	68	14	119	1	22	14	25	0	119	1	22	0	0	0	0	3	20	0	23	405
Idaho		126	660	4	68	46	433	4	43	46	70	1	433	4	43	7	152	0	26	4	20	0	23	1093
Opponents		81	309	1	58	61	621	4	37	61	93	1	621	4	37	9	181	0	28	0	0	0	0	930

Idaho Averages

Games	Avg/ rush	Avg/ catch	Pass effic	KR avg	PR avg	All purpose avg/game	Total offense avg/game
3	5.2	9.4	133.7	21.7	5.0	421.7	364.3

Date	Opponent	Tackles				Sacks	Fumble	Pass Defense				blkd	PAT attempts				off	
		ua	a	total	tfl-yds	no-yds	ff	fr-yds	int-yds	qbh	brup	kick	kick	rush	rcv	saf	t/o	pts
08/30/2025	at Washington St.	29	26	55	7.0-44	1-19	1	1-0	0-0	4	0	0	1-1	0	0	0	3	10
09/06/2025	St. Thomas (MN)	30	44	74	6.0-27	2-15	1	1-0	0-0	1	5	0	2-3	0	1	0	6	37
09/13/2025	Utah Tech	20	40	60	3.0-7	0-0	0	0-0	1-0	3	4	0	2-2	0	0	0	0	20
Idaho		79	110	189	16.0-78	3-34	2	2-0	1-0	8	9	0	5-6	0	1	0	9	67
Opponents		95	132	227	12.0-69	3-16	2	2-0	1-0	3	7	0	4-4	0	0	0	3	49

		Punting										Field Goals			Kickoffs				
Date	Opponent	no.	yds	avg	long	blkd	tb	fc	50+	i20	md-att	long	blkd	no.	yds	avg	tb	ob	
08/30/2025	at Washington St.	5	189	37.8	42	0	0	4	0	5	1-2	21	0	3	183	61.0	1	0	
09/06/2025	St. Thomas (MN)	2	79	39.5	46	0	0	1	0	1	1-1	33	0	7	435	62.1	2	1	
09/13/2025	Utah Tech	1	31	31.0	31	0	0	1	0	1	2-4	49	0	5	321	64.2	2	0	
Idaho		8	299	37.4	46	0	0	6	0	7	4-7	49	0	15	939	62.6	5	1	
Opponents		12	483	40.3	50	0	0	4	1	4	5-7	55	0	12	712	59.3	4	1	

Idaho	46	1891	41.1	55	0	2	12	6	14	15-21	50	0	74	4512	61.0	42	0
Opponents	50	2161	43.2	63	0	1	22	14	16	17-23	50	0	58	3561	61.4	30	1

2025 OPPONENT GAME-BY-GAME STATS

		Rushing				Receiving				Passing				Kick Returns				Punt Returns				tot		
Date	Opponent	no.	yds	td	lg	no.	yds	td	lg	cmp	att	int	yds	td	lg	no.	yds	td	lg	no.	yds	td	lg	off
08/30/2025	at Washington St.	22	3	0	12	23	208	1	25	23	32	0	208	1	25	2	36	0	22	0	0	0	0	211
09/06/2025	St. Thomas (MN)	34	208	1	58	21	264	3	27	21	32	0	264	3	27	4	80	0	24	0	0	0	0	472
09/13/2025	Utah Tech	25	98	0	23	17	149	0	37	17	29	1	149	0	37	3	65	0	28	0	0	0	0	247
Opponents		81	309	1	58	61	621	4	37	61	93	1	621	4	37	9	181	0	28	0	0	0	0	930
Idaho		126	660	4	68	46	433	4	43	46	70	1	433	4	43	7	152	0	26	4	20	0	23	1093

Opponents Averages

Games	Avg/ rush	Avg/ catch	Pass effc	KR avg	PR avg	All purpose avg/game	Total offense avg/game
3	3.8	10.2	133.7	20.1	0.0	370.3	310.0

		Tackles				Sacks	Fumble		Pass Defense			blkd	PAT attempts			off		
Date	Opponent	ua	a	total	tfl-yds	no-yds	ff	fr-yds	int-yds	qbh	brup	kick	kick	rush	rcv	saf	t/o	pts
08/30/2025	at Washington St.	40	34	74	5.0-35	0-0	2	2-0	0-0	2	3	0	1-1	0	0	0	3	13
09/06/2025	St. Thomas (MN)	31	40	71	4.0-24	2-9	0	0-0	1-0	0	1	0	3-3	0	0	0	0	30
09/13/2025	Utah Tech	24	58	82	3.0-10	1-7	0	0-0	0-0	1	3	0	0-0	0	0	0	0	6
Opponents		95	132	227	12.0-69	3-16	2	2-0	1-0	3	7	0	4-4	0	0	0	3	49
Idaho		79	110	189	16.0-78	3-34	2	2-0	1-0	8	9	0	5-6	0	1	0	9	67

Date	Opponent	Punting										Field Goals			Kickoffs				
		no.	yds	avg	long	blkd	tb	fc	50+	i20	md-att	long	blkd	no.	yds	avg	tb	ob	
08/30/2025	at Washington St.	6	218	36.3	43	0	0	2	0	1	2-2	32	0	4	269	67.3	2	0	
09/06/2025	St. Thomas (MN)	1	50	50.0	50	0	0	0	1	0	1-3	44	0	6	313	52.2	0	1	
09/13/2025	Utah Tech	5	215	43.0	48	0	0	2	0	3	2-2	55	0	2	130	65.0	2	0	
Opponents		12	483	40.3	50	0	0	4	1	4	5-7	55	0	12	712	59.3	4	1	
Idaho		8	299	37.4	46	0	0	6	0	7	4-7	49	0	15	939	62.6	5	1	

Opponents	50	2161	43.2	63	0	1	22	14	16	17-23	50	0	58	3561	61.4	30	1
Idaho	46	1891	41.1	55	0	2	12	6	14	15-21	50	0	74	4512	61.0	42	0

2025 TEAM GAME HIGHS

Idaho - Game Highs

RUSHES	46	Utah Tech (09/13/2025)
YARDS RUSHING	286	Utah Tech (09/13/2025)
YARDS PER RUSH	6.2	Utah Tech (09/13/2025)
TD RUSHES	2	St. Thomas (MN) (09/06/2025)
PASS ATTEMPTS	25	Utah Tech (09/13/2025)
	25	St. Thomas (MN) (09/06/2025)
PASS COMPLETIONS	20	St. Thomas (MN) (09/06/2025)
YARDS PASSING	281	St. Thomas (MN) (09/06/2025)
YARDS PER PASS	11.2	St. Thomas (MN) (09/06/2025)
TD PASSES	3	St. Thomas (MN) (09/06/2025)
TOTAL PLAYS	71	Utah Tech (09/13/2025)
TOTAL OFFENSE	467	St. Thomas (MN) (09/06/2025)
YARDS PER PLAY	7.8	St. Thomas (MN) (09/06/2025)
POINTS	37	St. Thomas (MN) (09/06/2025)
SACKS BY	2	St. Thomas (MN) (09/06/2025)
FIRST DOWNS	26	Utah Tech (09/13/2025)
PENALTIES	13	St. Thomas (MN) (09/06/2025)
PENALTY YARDS	104	St. Thomas (MN) (09/06/2025)
TURNOVERS	2	at Washington St. (08/30/2025)
PUNTS	5	at Washington St. (08/30/2025)
PUNTING AVG	39.5	St. Thomas (MN) (09/06/2025)
LONG PUNT	46	St. Thomas (MN) (09/06/2025)
PUNTS INSIDE 20	5	at Washington St. (08/30/2025)
LONG PUNT RETURN	23	Utah Tech (09/13/2025)

2025 INDIVIDUAL GAME HIGHS

Idaho - Individual Game Highs

RUSHES	17	Elisha Cummings at Washington St. (08/30/2025)
YARDS RUSHING	144	Art Williams vs Utah Tech (09/13/2025)
TD RUSHES	1 1 1 1	Joshua Wood vs Utah Tech (09/13/2025) Joshua Wood vs St. Thomas (MN) (09/06/2025) Rocco Koch vs St. Thomas (MN) (09/06/2025) Art Williams at Washington St. (08/30/2025)
LONG RUSH	68	Art Williams vs Utah Tech (09/13/2025)
PASS ATTEMPTS	25 25	Joshua Wood vs Utah Tech (09/13/2025) Joshua Wood vs St. Thomas (MN) (09/06/2025)
PASS COMPLETIONS	20	Joshua Wood vs St. Thomas (MN) (09/06/2025)
YARDS PASSING	281	Joshua Wood vs St. Thomas (MN) (09/06/2025)
TD PASSES	3	Joshua Wood vs St. Thomas (MN) (09/06/2025)
LONG PASS	43	Joshua Wood vs St. Thomas (MN) (09/06/2025)
RECEPTIONS	6	Ryan Jezioro vs St. Thomas (MN) (09/06/2025)
YARDS RECEIVING	92	Tony Harste vs St. Thomas (MN) (09/06/2025)
TD RECEPTIONS	1 1 1 1	Ryan Jezioro vs Utah Tech (09/13/2025) Jake Cox vs St. Thomas (MN) (09/06/2025) Tony Harste vs St. Thomas (MN) (09/06/2025) Ryan Jezioro vs St. Thomas (MN) (09/06/2025)
LONG RECEPTION	43	Emmerson Cortez-Menjivar vs St. Thomas (MN) (09/06/2025)
PUNTS	5	LJ Harm at Washington St. (08/30/2025)
PUNTING AVG	39.5	LJ Harm vs St. Thomas (MN) (09/06/2025)
LONG PUNT	46	LJ Harm vs St. Thomas (MN) (09/06/2025)
PUNTS INSIDE 20	5	LJ Harm at Washington St. (08/30/2025)
LONG PUNT RETURN	23	Tony Harste vs Utah Tech (09/13/2025)
LONG KICKOFF RETURN	26	Zach Wusstig vs St. Thomas (MN) (09/06/2025)
TACKLES	12	Dylan Layne vs St. Thomas (MN) (09/06/2025)
SACKS	1.5	Matyus McLain vs St. Thomas (MN) (09/06/2025)
TACKLES FOR LOSS	3	Matyus McLain vs St. Thomas (MN) (09/06/2025)

BIG SKY PEDIGREE

Idaho made its return to the Big Sky Conference in 2018. The Vandals were charter members of the Big Sky in 1963, competing in the league through 1995. Idaho won eight conference titles during that time and advanced to the FCS (then Division I-AA) Playoffs 11 of its final 14 years in the league. Idaho's first conference game as a member of the Big Sky since 1995 was Sept. 22, 2018, at UC Davis. The first home conference game was a 20-7 win against Portland State (Sept. 29).

Eight Big Sky Championships

1965 1968 1971 1985 1987
1988 1989 1992

14 NCAA Playoff Appearances

1982 1985 1986 1987 1988 1989 1990
1992 1993 1994 1995 2022 2023 2024



BIG SKY FOOTBALL TEAM CHAMPIONSHIPS

1965
1968
1971
1985
1987
1988
1989
1992

BIG SKY COACH OF THE YEAR

1982 - Dennis Erickson
1985 - Dennis Erickson
1988 - Keith Gilbertson

BIG SKY MOST VALUABLE PLAYER

1976 - John Yarno (C)
1982 - Ken Hobart (QB)
1983 - Ken Hobart (QB)
1985 - Tom Hennessey (LB)
1985 - Eric Yarber (WR)
1987 - John Friesz (QB)
1988 - John Friesz (QB)
1989 - John Friesz (QB)
1990 - Devon Pearce (RB)
1991 - Jeff Robinson (DL)
1992 - Jeff Robinson (DL)
1992 - Doug Nussmeier (QB)
1995 - Ryan Phillips (DL)

BIG SKY FRESHMAN OF THE YEAR

2023 - Gevani McCoy (QB)

THREE-TIME ALL-BIG SKY FIRST TEAM

Ron Linehan (LB), 1969-71
John Friesz (QB), 1987-89
Jeff Robinson (DL), 1990-92
Sherriden May (RB), 1991-93

25-YEAR BIG SKY ANNIVERSARY TEAM

Jerry Hendren (WR)
Tom Hennessey (LB)
Ken Hobart (QB)
Ray McDonald (RB)
Eric Yarber (WR)
John Yarno (C)

WALTER PAYTON AWARD WINNER NCAA FCS PLAYER OF THE YEAR

1989 - John Friesz (QB)
1993 - Doug Nussmeier (QB)

Idaho is one of seven schools all-time to have two different Walter Payton Award winners.

JERRY RICE AWARD WINNER FCS FRESHMAN OF THE YEAR

2022 - Gevani McCoy (QB)



2024 NCAA PLAYOFFS

Second Round: Idaho 34, Lehigh 13
Quarterfinals: Idaho at Montana State

2023 NCAA PLAYOFFS

Second Round: Idaho 20, Southern Ill. 17
Quarterfinals: UAlbany 30, Idaho 22

2022 NCAA PLAYOFFS

First Round: Southeastern (La.) 45, Idaho 42

1995 NCAA PLAYOFFS

First Round: McNeese State 33, Idaho 3

1994 NCAA PLAYOFFS

First Round: McNeese State 38, Idaho 21

1993 NCAA PLAYOFFS

First Round: Idaho 34, NE Louisiana 31
Quarterfinals: Idaho 21, Boston 14
Semifinals: Youngstown St. 35, Idaho 16

1992 NCAA PLAYOFFS

First Round: McNeese State 23, Idaho 20

1990 NCAA PLAYOFFS

First Round: Idaho 41, SW Missouri St. 35
Quarterfinals: Ga. Southern 28, Idaho 27

1989 NCAA PLAYOFFS

First Round: Eastern Illinois 38, Idaho 21

1988 NCAA PLAYOFFS

First Round: Idaho 38, Montana 19
Quarterfinals: Idaho 38, NW St. 30
Semifinals: Furman 38, Idaho 7

1987 NCAA PLAYOFFS

First Round: Weber State 59, Idaho 30

1986 NCAA PLAYOFFS

First Round: Nevada 27, Idaho 7

1985 NCAA PLAYOFFS

First Round: Eastern Wash. 42, Idaho 38

1982 NCAA PLAYOFFS

First Round: Idaho 21, Montana 7
Quarterfinals: Eastern Kent. 38, Idaho 30

THE P1FCU KIBBIE DOME



The P1FCU Kibbie Dome is one of the most unique facilities in all of the NCAA.

The P1FCU Kibbie Dome has been the home of Vandal athletics since 1975, when the barrel-arch roof was completed. In 1976, the building earned the award for America's Outstanding Structural Engineering Achievement. In 2023, Northwest-based credit Union P1FCU, partnered with UI as part of a 10-year naming rights deal that also includes financial education opportunities for student-athletes and through Idaho's extension offices around the state.

It took nearly seven years to complete the 14-story-tall structure, which is tall enough that Idaho's Theophilus Tower dormitory would fit inside. Construction began in 1969 on the site of the former Neale Stadium, which had been partially destroyed by fire. The field and stands were completed in 1971, but it took four more years to finish the unique roof. The east end addition, which includes the athletic department offices, locker rooms, training rooms and a weight room, was completed in 1982.

In 2004, the facility began its next phase of improvement, as enhanced academic and athletic support facilities were added for student-athletes. The Norm and Becky Iverson Speed and Strength Center was added to more than double the size of the previous weight room to 7,000 square feet. Locker rooms were also expanded to more than 14,000 square feet.

Team meeting rooms, two student-athlete computer labs and study rooms and expanded academic support areas have also been added. In 2010, the athletic training and equipment rooms were expanded and upgraded to nearly double their respective work areas.

In 2010 and 2011, the old plywood end walls were replaced with state-of-the-art KalWall translucent panels as part of a major renovation to bring the building up to code. In conjunction with the end-wall replacement and fire-safety measures, the Litehouse Center, Bud and June Ford Club and expanded premium seating, suites and loge boxes were added and the Bob Curtis Press Box was completely rebuilt on the North side of the facility. Those improvements were privately funded.

The Kibbie Dome serves as both a training and competition facility for many of Idaho's 16 varsity athletic teams, including football, basketball, track & field, tennis and starting in 2017 soccer. The facility has a capacity of more than 16,000. When the fans get excited, the Kibbie Dome crowd noise can be deafening and intimidating to opposing teams.

Beneath the football field, which is rolled up and stored at season's end, is a premier indoor track & field facility, as well as a full indoor tennis facility. The Cowan Spectrum, where Idaho men's and women's basketball play their home games, is also a part of the Kibbie Dome floor. With 93,000 square feet of floor, there is plenty of room for each team to practice at the same time.

Vandal track & field athletes can practice year-round in the facility. The track is a 290-meter flat circular with eight lanes in the straightaway. It also has two long jump pits, two pole vault pits and two throwing circles. The spacious floor area also gives the Kibbie Dome enough space to host indoor discus and javelin competitions, a boast few other indoor facilities in the nation can make.

The Idaho men's and women's tennis programs use the facility to train and compete during the winter and in times of inclement weather conditions. The floor can be cleared for action on up to nine courts at once.

The Kibbie Dome is for more than just Vandal Athletics, too. The facility has been used to host a multitude of different events, including Idaho high school football playoffs, concerts, student activities, intramural sports, community events and graduations. The facility is also used by students and staff as a workout venue.

The internationally-renowned Lionel Hampton International Jazz Festival also calls the Kibbie Dome its home. One of the banner accomplishments of the University of Idaho, the festival was recently awarded the National Medal of Arts, the nation's most prestigious arts honor. The festival dates back to 1967 and during its history, it has featured some of the best jazz musicians to ever play, including Ella Fitzgerald, Gerry Mulligan, Dizzy Gillespie, Dianne Reeves, Stan Getz, Carmen McRae, Diana Krall, Wynton Marsalis and Sarah Vaughan and of course, Lionel Hampton and his New York Big Band.

Every year, thousands of high-school, middle-school and elementary-school students from hundreds of schools all around the United States and Canada make the pilgrimage to Moscow to take part in adjudicated performances, workshops and concerts.

P1FCU KIBBIE DOME FACTS

- **First game:**
vs. Idaho State, Sept. 20, 1975
- **Dedication game:**
vs. Boise State, Oct. 11, 1975
- **Coach when it opened:**
Ed Troxel
- **Quarterback when it opened:** Dave Comstock
- **Center height of roof:**
150 feet
- **Roof Arch Spans:**
400 feet
- **Roof Surface Area:**
4.5 acres
- **800 acoustical tiles hang from roof**
- **Each acoustical tile is 144 square feet**
- **Floor surface is 93,550 square feet**
- **Playing surface:**
Matrix (Installed July 2017)
- **West end wall replaced 2009**
- **East end wall replaced 2011**
- **Premium seating added 2011**
- **30x50 football high definition video board added summer of 2013**
- **New LED lights were installed in 2022.**
- **A new track and tennis surface installed in 2022.**

THE VANDALS IN THE DOME

1975	2-1-1	2002	2-3
1976	5-0	2003	1-4
1977	1-4	2004	1-1
1978	1-4	2005	1-3
1979	3-3	2006	2-3
1980	6-1	2007	1-5
1981	2-4	2008	2-4
1982	6-0	2009	4-2
1983	4-1	2010	4-2
1984	4-2	2011	1-5
1985	5-1	2012	1-4
1986	6-1	2013	1-4
1987	6-2	2014	1-4
1988	7-0	2015	3-3
1989	5-1	2016	4-1
1990	5-1	2017	2-4
1991	3-4	2018	4-1
1992	5-1	2019	4-2
1993	5-1	2021S	2-1
1994	6-0	2021	3-2
1995	4-0	2022	4-1
1996	5-0	2023	4-2
1997	3-2	2024	6-0
1998	3-1	2025	2-0
1999	0-0*	TOTAL	165-97-1
2000	1-0*		
2001	1-1*		

* Home games played in Pullman, Wash.

GAME RECAPS

GAME 1

No. 12 Idaho at Washington St. - Aug. 30

Idaho	0	0	0	10	10
Washington St.	0	7	3	3	13

Scoring

2nd
11:30 WSU - Meredith, Joshua 6-yd pass from Potter, Jaxon (Stevens, Jack kick)
3rd
1:18 WSU - Stevens, Jack 30-yd field goal
4:15 Idaho - #33 Cox - 36-yd Reception (#91 Pope PAT)
4th
7:25 Idaho - Williams, Art 3-yd run (Pope, Cameron kick)
1:42 Idaho - Pope, Cameron 21-yd field goal
0:03 WSU - Stevens, Jack 32-yd field goal

Leaders

Passing
Idaho - Joshua Wood - 12-20, 33 yds
WSU - Jaxon Potter 23-30, 208, 1 TD

Rushing
Idaho - Joshua Wood - 12 car, 101 yds
WSU - Kirby Vorhees - 6 car, 23 yds

Receiving
Idaho - Ryan Jezioro - 3 rec., 26 yds
WSU - Tony Freeman - 7 rec., 64 yds

Team Stats

	Idaho	WSU
First Downs	16	13
Rushing Yards	188	3
Passing Yards	33	208
Total Plays - Yards	65-221	54-211
Punts - Yards	5-189	6-218
Kickoffs - yards	3-133	4-269
Fumbles - Lost	2-2	2-1
Int - yards-TDs	0-0-0	2-0-0
TOP	35:11	24:46
3rd down conversions	7-16	3-12
4th down conversions	1-1	1-3
Red Zone Scores-Chances	3-3	2-2
Sacks-yds	1-19	0-0
PAT	1-1	1-1
FG Total-Made	1-2	2-2

GAME 2

St. Thomas at No. 10 Idaho - Sept. 6

St. Thomas (MN)	7	6	3	14	30
Idaho	3	20	0	14	37

Scoring

1st
5:13 UID - Pope, Cameron 33-yd field goal
0:57 UST - Cobb-Butler, Quentin 17-yd pass from Peters, Andy (Huether, Elliot kick)
2nd
11:40 UID - Koch, Rocco 4-yd run (Pope, Cameron kick)
8:08 UST - Birdno, Mariano 27-yd pass from Andy Peters
3:03 UID - Cox, Jake 4-yd pass from Wood, Joshua (Pope, Cameron kick)
0:16 UID - Harst, Tony 21-yd pass from Wood, Joshua
3rd
1:33 UST - Huether, Elliot 44-yd field goal
4th
14:52 UID - Jezioro, Ryan 42-yd pass from Wood, Joshua
10:10 UID - Wood, Joshua 59-yd run (Cox, Jake pass)
0:11 UST - Wagner, Patrick 6-yd pass from Peters, Andy (Huether, Elliot kick)

Leaders


Passing
Idaho - Joshua Wood 20-25, 281 yds, 3 TD
St Thomas - Peters, Andy 21-29, 264 yds, 3 TD

Rushing
Idaho - Joshua Wood 5 car, 87 yds
St Thomas - Andy Peters 11 car, 79 yds

Receiving
Idaho - Tony Harste 5 rec, 92 yds
St Thomas - Mariano Birdno 3 rec, 59 yds, and Patrick Wagner 6 rec, 59 yds

Team Stats

	UST	Idaho
First Downs	26	22
Rushing Yards	186	186
Passing Yards	264	281
Total Plays - Yards	54-211	65-221
Punts - Yards	1-50	2-79
Kickoffs - yards	5-301	7-435
Fumbles - Lost	0-0	0-0
Int - yards-TDs	1-0-0	0-0-0
TOP	28:34	31:19
3rd down conversions	3-11	6-10
4th down conversions	0-1	0-1
Red Zone Scores-Chances	4-6	3-3
Sacks-yds	2-9	2-15
PAT	3-3	2-3
FG Total-Made	1-3	1-1



GAME RECAPS

GAME 3
Utah Tech at No. 8 Idaho - Sept. 13

Utah Tech	0	3	3	0	6
Idaho	0	10	3	7	20

Scoring

2nd
13:12 UID-Jezioro, Ryan 6-yd pass from Wood, Joshua (Pope, Cameron kick)
0:17 UID-24-yd field goal by Forsman, Owen
:00 UTU-55-yd field goal by Uvaydov, Ilya
3rd
9:29 UTU-53-yd field goal by Uvaydov, Ilya
6:04 UTU-49-yd field goal by Forsman, Owen
4th
6:27 UID-18-yd run by Wood, Joshua

Leaders

Passing
Idaho-Joshua Wood 14-25, 119 yds, 1 TD
Utah Tech-Bronson Barben 12-20, 111 yds

Rushing
Idaho-Art Williams, 16 car. 146 yds
Utah Tech-Reggie Graff, 7 car. 48 yds

Receiving
Idaho-Ryan Jezioro, 5 rec, 50 yds, 1 TD
Utah Tech-Daniel Thomason, 2 rec, 45 yds

Team Stats

	UTU	Idaho
First Downs	15	26
Rushing Yards	98	286
Passing Yards	149	119
Total Plays-Yards	54	71
Punts-Yards	5-215	1-31
Kickoffs-yards	2-130	5-321
Fumbles-Lost	0-0	2-0
Int-yards-TDs	0-0-0	1-0-0
TOP	25:14	34:46
3rd down conversions	5-13	7-15
4th down conversions	2-2	2-2
Red Zone Scores-Chances	4-6	3-4
Sacks-yds	1-7	0-0
PAT	0-0	2-2
FG Total-Made	2-2	2-4

