



NEW MEXICO LOBOS

2025-26 MEN'S BASKETBALL

X @ UNMLoboMBB | #GoLobos | GoLobos.com

SCHEDULE/RESULTS

OCTOBER

25 at Washington State (ex) L, 66-74
30 NORTHERN ARIZONA (ex) W, 64-54

NOVEMBER

5 EAST TEXAS A&M W, 76-54
8 UT ARLINGTON W, 74-56
11 UC RIVERSIDE W, 82-68
15 at New Mexico State L, 68-76
20 vs. Nebraska @ L, 72-84
21 vs. Mississippi State @ W, 80-78
26 ALABAMA STATE W, 93-87

DECEMBER

1 NM HIGHLANDS W, 97-47
6 SANTA CLARA W, 98-71
10 at VCU W, 81-78
14 FLORIDA GULF COAST W, 75-59
20 SAN JOSE STATE * A12/MWN 7:00
30 at Boise State * FS1 9:00

JANUARY

3 WYOMING * CBSSN 6:00
6 at Colorado State * MWN 7:00
10 at Air Force * MWN 1:00
13 GRAND CANYON * A12/MWN 7:00
17 at San Diego State * CBSSN 6:00
21 FRESNO STATE * CBSSN 7:00
24 NEVADA * FS1 6:00
27 at UNLV * CBSSN 9:00
31 at San Jose State * CBSSN 8:00

FEBRUARY

4 UTAH STATE * FS1 9:00
7 BOISE STATE * CBSSN 8:00
11 at Grand Canyon * FS1 8:00
17 AIR FORCE * A12/MWN 7:00
21 at Fresno State * CBSSN 6:00
24 at Nevada * CBSSN 9:00
28 SAN DIEGO STATE * CBS 12:00

MARCH

4 COLORADO STATE * FS1 8:00
7 at Utah State MWN 2:00
11-14 at Mountain West Tournament %

All Times MT and subject to change | * Mountain West Game
@ Hall of Fame Classic (Kansas City, Mo.)
% Mountain West Tournament (Las Vegas, Nev.)

COMMUNICATIONS

Steve Kirkland - Men's Basketball Contact

(434) 825-5241 cell
kirkland@unm.edu email

X @skirkland14

GAME #12 | DEC. 20 | THE PIT | ALBUQUERQUE, NM

NEW MEXICO LOBOS VS. SAN JOSE ST. SPARTANS

9-2 (0-0 MW) 5-6 (0-0 MW)

Head Coach: Eric Olen (Spring Hill '04)
Overall Record: 249-121 (13th)
UNM Record: 9-2 (1st)
vs. SJSU: 0-0



Head Coach: Tim Miles (Univ. of Mary '89)
Overall Record: 457-420 (29th)
SJSU Record: 58-86 (5th)
vs. UNM: 4-15 (2-6 SJSU)

NET: 65 KenPom: 76

NET: 242 KenPom: 187



PBP: Robert Portnoy
Analyst: Hunter Greene



PBP: Jeff Siembieda
Analyst: Daniel Faris

THE OPENING TIP

- The Lobos open Mountain West play by hosting San Jose State for the second straight season
- New Mexico is the only team in the nation to have three freshmen averaging double figure scoring
- UNM is 16-10 all-time in Mountain West openers (11-0 at home)
- UNM has won 18 straight home games, T-5th longest active streak nationally
- Jake Hall has tied the Lobo freshman record with four 20-point games
- New Mexico is one of three Division I teams nationally to not return a single player or coach from the 2024-25 season (Arkansas State, North Texas)

SERIES HISTORY

Overall: 23-6
Home: 13-1 (12-1 Pit)
Streak: W1

LAST 5 SERIES GAMES

3/23/25	N ^{MW}	W, 63-52
1/14/25	A	L, 70-71
12/4/24	H	W, 83-77
1/24/24	A	W, 95-75
2/27/23	A	W, 96-68

LAST GAME'S STARTERS



1 DEYTON ALBURY
G | 6-3 / 190 | R-Sr. | Nassau, Bahamas

12.7 ppg | 3.8 rpg | 3.1 apg | 23.5 mpg

- Preseason All-Mountain West
- Season-high 22 points (9-12 FG) vs. Santa Clara
- 2024 Atlantic Sun Newcomer of Year



5 ANTONIO CHOL
G | 6-9 / 215 | R-Jr. | Buffalo, N.Y.

10.7 ppg | 3.7 rpg | 25.9 mpg | 0.7 bpg

- 2025 2nd Team NJCAA All-American
- No. 5 prospect nationally by JUCOrecruiting.com
- Season-high 14 pts vs. UCR & FGCU



8 CHRIS HOWELL
G | 6-6 / 215 | R-Sr. | San Diego, Calif.

5.5 ppg | 3.0 rpg | 3.4 apg | 24.5 mpg | 1.7 spg

- 2025 Big West Hustle Player Award
- Ranked 15th nationally with 76 steals last season
- Tied career high w/15 pts vs. UCR



10 TOMISLAV BULJAN
F | 6-9 / 250 | Fr. | Split, Croatia

10.9 ppg | 9.1 rpg | 1.3 apg | 24.4 mpg | 54 FG%

- Four double-doubles this season
- Two-time MW Freshman of the Week
- 19pts/21reb vs. Mississippi State



23 JAKE HALL
G | 6-4 / 200 | Fr. | Carlsbad, Calif.

14.2 ppg | 2.5 rpg | 1.4 apg | 26.4 mpg | 41% 3FG

- Four 20-point games ties UNM freshman record
- Seven 3-pointers vs. Alabama State tied UNM freshman single-game record

KEY RESERVES

No.	Pos.	Name	Yr.	Ht. / Wt.	PPG	RPG	Of Note
4	G	Uriah Tenette	Fr.	5-11 / 165	10.9	2.9	Team-high seven double figure games
2	G	Tajavis Miller	Sr.	6-4 / 200	6.7	2.7	2025 Summit League 6th Man of Year
35	C	JT Rock	R-So.	7-1 / 255	5.2	3.3	9.5 PPG on 13-16 FGs in December
3	G	Luke Haupt	R-Sr.	6-7 / 215	5.0	3.9	11 pts vs. UCR in first start as a Lobo
31	F	Milos Vicentic	Grad.	6-7 / 210	3.6	1.1	Injured in 1st game last year at UCSD
29	G	Timéo Pons	Fr.	6-9 / 195	2.6	0.6	Played for France in 2025 FIBA U-19 WC
0	G	Kevin Patton, Jr.	Jr.	6-8 / 200	2.6	2.2	2024 WCC All-Freshman Team at USD

ERIC OLEN



1st Season at New Mexico

COACHING RECORD

Year	School	Overall	Conf.
2014	UC San Diego	15-11 ^{D2}	11-11
2015	UC San Diego	16-11 ^{D2}	14-8
2016	UC San Diego	24-8 ^{D2}	15-5
2017	UC San Diego	27-6 ^{D2}	17-3
2018	UC San Diego	21-11 ^{D2}	15-7
2019	UC San Diego	26-8 ^{D2}	17-5
2020	UC San Diego	30-1 ^{D2}	21-1
2021	UC San Diego	7-10	-
2022	UC San Diego	13-16	-
2023	UC San Diego	10-20	5-13
2024	UC San Diego	21-12	15-5
2025	UC San Diego	30-5	18-2
2026	New Mexico	9-2	0-0
TOTALS		249-121	151-60

NOTABLE

- 2024 and 2025 Big West Coach of the Year
- 2025 NABC Pacific District Coach of the Year
- Led UC San Diego to a Big West Championship and NCAA Tournament appearance in 2025 in the Tritons' first year of Division I eligibility
- All-time winningest coach at UC San Diego with 240 victories
- Led the Tritons to five straight NCAA Division II Tournament appearances from 2016 to 2020 after the school had just one prior Division II postseason appearance before that span
- In 2020, led UCSD to a 30-1 record and the No. 1 seed for the NCAA West Regional
- In 2019-20, Olen was named the NABC West Region Coach of the Year, leading the Tritons to a No. 4 national ranking in their final season in Division II
- Led UCSD to three California Collegiate Athletic Association (CCAA) regular season titles and four consecutive CCAA tournament crowns as he was the 2017 and 2020 CCAA Coach of the Year

OLEN vs. 2025-26 OPPONENTS

Air Force	first meeting
Alabama State	1-0 (1-0 UNM)
Boise State	first meeting
Colorado State	first meeting
East Texas A&M	1-0 (1-0 UNM)
Florida Gulf Coast	1-0 (1-0 UNM)
Fresno State	first meeting
Grand Canyon	first meeting
Mississippi State	1-0 (1-0 UNM)
Nebraska	0-1 (0-1 UNM)
Nevada	0-1 (0-1 UCSD)
NM Highlands	1-0 (1-0 UNM)
New Mexico State	0-1 (0-1 UNM)
San Diego State	0-4 (0-4 UCSD)
San Jose State	first meeting
Santa Clara	1-0 (1-0 UNM)
UC Riverside	6-6 (5-6 UCSD, 1-0 UNM)
UNLV	first meeting
UT Arlington	1-0 (1-0 UNM)
Utah State	1-0 (1-0 UCSD)
VCU	1-0 (1-0 UNM)
Wyoming	first meeting

THE KIDS ARE ALRIGHT

- New Mexico is the only team in the nation to have three freshmen averaging double-figure scoring with Jake Hall (14.2), Tomislav Buljan (10.9) and Uriah Tenette (10.9 ppg)
- All three have already led the team in scoring in a game this season
- Buljan, who is second in the Mountain West in rebounding at 9.1 per game, is fifth among freshman nationally with four double-doubles
- The three freshmen are currently three of the Lobos' top four scorers (UNM has never had a freshman lead the team in scoring for a season)

DOUBLE DIGIT SCORERS

- Over the first 11 games of the season, 10 different Lobos had a double-figure scoring game
- Seven players have already had multiple double-figure scoring games this season
- In the win against UC Riverside on Nov. 11, six Lobos scored in double figures, UNM's first game with six double-figure scorers in two seasons (vs. Utah State in 2023-24)

FIRING FROM BEHIND THE ARC

- The Lobos have recorded the two highest three-point attempt games in program history this season with 50 vs. New Mexico Highlands on Dec. 1 and 44 against Nebraska on Nov. 20 in the Hall of Fame Classic
- The previous school record was 42 in a double-overtime loss to New Mexico State in 1993-94
- The most in a regulation game (prior to Nebraska) was 39 attempts from deep (on four occasions)
- The Lobos also had 44 3-point attempts in this year's exhibition at Washington State (which would have set the school record had it been a regular season game)
- The Lobos had 19 made threes against New Mexico Highlands on Dec. 1, one shy of the school record of 20 set against Santa Clara in 2003-04
- Jake Hall's 15 3-point attempts against Nebraska was tied for second most by a Lobo in a game, two shy of Elijah Brown's school record 17 3FGA at Air Force in 2015-16

HOME SWEET PIT

- Dating back to last season, UNM has won 18 straight games at The Pit, tied for the fifth-longest active home win streak in the nation
- It is the Lobos' longest home win streak since a 19-game streak spanning the 2008-09 and 2009-10 seasons
- UNM has won 11 straight home MW games, its longest home conference win streak in the MW era and T-2nd longest overall (won 20 straight home WAC games from Feb. 10, 1996 to Feb. 26, 1998)
- Since the start of the 2022-23 season, UNM is 51-9 in The Pit

BOMBS AWAY FROM DEEP (ON BOTH ENDS)

- The Lobos have shot 47.5 percent of their field goal attempts this season from deep, on pace to be the second-highest rate in program history, trailing only the record of 47.5 set in 2017-18
- On the other end, 53.3 percent of the Lobos' opponents' shots this season have been from deep, the third-highest percentage nationally

NOTHING IS OVER UNTIL WE DECIDE IT IS!

- The Lobos mounted a massive comeback to defeat Alabama State 93-87 on Nov. 26
- UNM trailed by 15 early in the second half, marking the Lobos' largest comeback since a 16-point comeback against Wyoming in the 2019 Mountain West Tournament
- The Lobos trailed by 15 with 16:45 left to play, the second-latest in a game UNM has trailed by 15 points and rallied for a win (trailed Boise State 76-61 with 6:00 to go in an 80-78 win on Feb. 17, 2016)
- UNM trailed ASU by 13 at the half, T-7th largest halftime deficit overcome to win, and the largest since rallying from down 14 at the half to win last season at Wyoming (Jan. 7, 2025)

UNM FRESHMEN TO AVERAGE 10.0 PPG IN A SEASON

14.7	Kenny Thomas ⁽¹⁹⁹⁵⁻⁹⁶⁾
14.2	Jake Hall ⁽²⁰²⁵⁻²⁶⁾
12.4	JT Toppin ⁽²⁰²³⁻²⁴⁾
12.3	Phil Smith ⁽¹⁹⁸⁰⁻⁸¹⁾
11.6	Kendall Williams ⁽²⁰¹⁰⁻¹¹⁾
10.9	Tomislav Buljan ⁽²⁰²⁵⁻²⁶⁾
10.9	Uriah Tenette ⁽²⁰²⁵⁻²⁶⁾

LONGEST ACTIVE HOME WIN STREAKS ^(thru games of 12/17)

23	St. Thomas
22	Duke
21	Akron
21	Miami (OH)
18	New Mexico
18	Louisville
17	Utah Valley
16	McNeese
15	Saint Mary's

MEDIA SCHEDULE

DEC. 20 Saturday	DEC. 21 Sunday	DEC. 22 Monday	DEC. 23 Tuesday	DEC. 24 Wednesday	DEC. 25 Thursday	DEC. 26 Friday
GAMEDAY vs. San Jose State 7:00 pm ET						

RANKINGS

ASSOCIATED PRESS (12/15)

1	Arizona (42)	9-0	1500
2	Michigan (15)	10-0	1470
3	Duke (3)	10-0	1406
4	Iowa State (1)	11-0	1336
5	UConn	10-1	1286
6	Purdue	10-1	1195
7	Gonzaga	10-1	1109
8	Houston	10-1	1079
9	Michigan State	9-1	1037
10	BYU	9-1	1017
11	Louisville	9-1	921
12	North Carolina	9-1	794
13	Vanderbilt	10-0	766
14	Arkansas	8-2	726
15	Nebraska	11-0	655
16	Alabama	7-3	644
17	Kansas	8-3	502
18	Illinois	8-3	483
19	Texas Tech	7-3	314
20	Tennessee	7-3	286
21	Auburn	8-3	283
22	St. John's	6-3	250
23	Virginia	9-1	200
	Florida	6-4	200
25	Georgia	9-1	82

Others receiving votes: USC 68, Iowa 47, Seton Hall 46, LSU 19, Kentucky 19, UCLA 16, Clemson 14, California 13, Saint Mary's 12, Villanova 5, Arizona State 5, Miami 4, Miami (OH) 4, Notre Dame 4, Indiana 4, **Utah State 2**, Wisconsin 1, Saint Louis 1

COACHES (12/15)

1	Michigan (16)	10-0	759
2	Arizona (14)	9-0	755
3	Duke (1)	10-0	714
4	Iowa State	11-0	659
5	UConn	10-1	641
6	Purdue	10-1	600
7	Gonzaga	10-1	574
8	Houston	10-1	551
9	Michigan State	9-1	521
10	BYU	9-1	511
11	Louisville	9-1	473
12	Vanderbilt	10-0	390
13	North Carolina	9-1	362
14	Arkansas	8-2	347
15	Nebraska	11-0	321
16	Alabama	7-3	306
17	Kansas	8-3	267
18	Illinois	8-3	232
19	Texas Tech	7-3	175
20	St. John's	6-3	155
21	Florida	6-4	140
22	Virginia	9-1	134
23	Tennessee	7-3	129
24	Auburn	8-3	112
25	Iowa	9-2	71

Others receiving votes: Georgia 43, USC 32, UCLA 13, Seton Hall 12, SMU 9, Kentucky 9, **Utah State 8**, Saint Mary's 6, Oklahoma State 6, Saint Louis 6, LSU 6, Colorado 6, Yale 5, Wisconsin 4, Virginia Tech 4, Clemson 2, Ohio State 2, Missouri 2, NC State 1

2025-26 Opponents in Bold

NEED A THREE? BETTER CALL HALL

- Jake Hall leads all freshmen nationally with 33 made 3-pointers
- He made seven 3-pointers against Alabama State on Nov. 25, tying the UNM freshman single game record
- He also had six 3-pointers vs. Nebraska, making him the only UNM freshman to ever have multiple games with at least six 3-pointers
- Over the first 11 games of his career, Hall has made 33 3-pointers, the most ever by a UNM freshman through the first 10 games of the season
- He is on pace to break the UNM freshman record for 3-pointers in a season of 55, set by Kendall Williams in 2010-11

IN HIS TEENS, SCORING IN THE 20s

- Jake Hall leads Mountain West freshmen and ranked T-8th nationally among freshmen with four 20-point games this season
- He has tied the UNM record for 20-point games by a freshman with four (tying Kenny Thomas, Charles Smith and Phil Smith)
- With 24 points against Alabama State on Nov. 26 and 21 points vs. New Mexico Highlands on Dec. 1, Hall became the second freshman in UNM to have consecutive 20-point games (Kenny Thomas with 26 points vs. San Diego State and 24 vs. Hawaii in January of 1996)

THE CROATIAN REBOUNDING SENSATION

- Tomislav Buljan is second in the Mountain West in rebounding at 9.1 per game, a rate that ranks top-40 nationally and fourth nationally among freshmen
- His 21-rebound performance against Mississippi State in the Hall of Fame Classic set a UNM freshman record and is tied for the highest single-game rebounding total in the nation this season against a Division I opponent
- He became the first player to have a 21-rebound game against an SEC team in over two years (Kansas' Hunter Dickinson had 21 vs. Kentucky in the 2023 NCAA Tournament)
- Buljan became the third Lobo freshman to have multiple 15-rebound games (Kenny Thomas and JT Toppin)
- His 16 defensive rebounds against Mississippi State tied the UNM single-game record (all players) since the NCAA started differentiating between offensive/defensive rebounds in 1986-87
- Buljan was named to the Hall of Fame Classic All-Tournament team and was the Mountain West Freshman of the Week for his performances in Kansas City

DRAWING CONTACT

- Deyton Albury leads the Mountain West and ranks 13th nationally with 7.9 fouls drawn per 40 minutes
- Since 2002 when KenPom started tracking FD/40, Albury's rate is the highest by a Lobo, eclipsing the previous high of 7.8 FD/40 by Danny Granger in 2003-04
- Albury has drawn at least six fouls in four games this season, highlighted by a season-high eight fouls drawn at New Mexico State on Nov. 15
- Against Alabama State, Albury drew seven fouls to create a season-high 14 free throw attempts

URIAH HOOPS

- Uriah Tenette is averaging 10.9 points per game, ranking third nationally among freshman under 6-0 (Virginia's Chance Mallory at 11.7 ppg, Richmond's Aiden Argabright at 11.1 ppg)
- Tenette had a streak of six straight double figure scoring games from Nov. 15 to Dec. 6, tied for the fifth-longest streak by a UNM freshman, and tied for the longest consecutive double figure scoring streak by a UNM freshman in the Mountain West era

MOST 3-POINTERS IN A GAME BY A UNM FRESHMAN

7	Jake Hall	vs. Alabama State (11/26/25)
7	Kevin Henry	vs. Holy Cross (12/29/97)
6	Jake Hall	vs. Nebraska (11/20/25)
6	Makuach Maluach	at Air Force (2/10/18)
6	Cullen Neal	vs. Marquette (12/21/13)

UNM MOST 3's BY FRESHMEN

55	Kendall Williams	(10-11)
54	John Robinson II	(98-99)
44	Kevin Henry	(97-98)
42	Cullen Neal	(13-14)
40	Charles Smith	(93-94)
40	Rob Robbins	(87-88)
36	Hugh Greenwood	(11-12)
34	Phillip McDonald	(08-09)
33	Jake Hall	(25-26)

20-POINT GAMES BY UNM FRESHMEN

4	Jake Hall	(2025-26)
4	Kenny Thomas	(1995-96)
4	Charles Smith	(1993-94)
4	Phil Smith	(1980-81)
3	JT Toppin	(2023-24)
3	Makuach Maluach	(2017-18)
3	Willie Banks	(1988-89)

15-REBOUND GAMES BY UNM FRESHMEN

2	Tomislav Buljan	(2025-26)
2	Kenny Thomas	(1995-96)
2	JT Toppin	(2023-24)

UNM FRESHMEN CONSECUTIVE DOUBLE-FIGURE GAMES

15	Kenny Thomas	(11/24/95-1/15/96)
11	Clayton Shields	(11/17/94-1/2/95)
10	Kenny Thomas	(2/10/96-3/9/96)
7	John Robinson II	(11/24/98-1/7/99)
6	Uriah Tenette	(11/15/25-12/6/25)
6	Tru Washington	(11/22/23-12/9/23)

QUICK FACTS

THE UNIVERSITY OF NEW MEXICO

Location	Albuquerque, N.M.
Founded	1889 by Territorial Legislature
Enrollment	23,228
Nickname	Lobos
Colors	Cherry (PMS 200) & Silver (PMS 428)
Conference	Mountain West

National Affiliation	NCAA Division I
President	Dr. Garnett S. Stokes
Director of Athletics	Fernando Lovo
Facility	The Pit
Capacity	15,411
Age	Built in 1966 (Renovated in 2009-10)



2025-26 LOBO BASKETBALL

DOUBLE TIME

DOUBLE-DOUBLES

	2025-26	CAREER	STREAK
Tomislav Buljan	4	4	-
Luke Haupt	-	6	-
Deyton Albury	-	3	-
Tajavis Miller	-	3	-
Milos Vicentic	-	2	-

DOUBLE FIGURE POINTS

	2025-26	CAREER	STREAK
Uriah Tenette	7	7	-
Tomislav Buljan	7	7	-
Deyton Albury	7	46	3
Jake Hall	7	7	2
Antonio Chol	7	7	1
Tajavis Miller	3	46	1
JT Rock	3	3	1
Luke Haupt	1	55	-
Chris Howell	1	6	-
Timeo Pons	1	1	-
Milos Vicentic	-	57	-
Kevin Patton, Jr.	-	16	-

DOUBLE FIGURE REBOUNDS

	2025-26	CAREER	STREAK
Tomislav Buljan	5	5	-
Luke Haupt	-	6	-
Tajavis Miller	-	5	-
Deyton Albury	-	2	-
Milos Vicentic	-	2	-
Kevin Patton, Jr.	-	1	-

BIG TIME GAMES

20-POINT GAMES

	2025-26	CAREER	STREAK
Jake Hall	4	4	-
Deyton Albury	1	12	-
Milos Vicentic	-	28	-
Luke Haupt	-	7	-
Tajavis Miller	-	4	-

30-POINT GAMES (40 pt)

	2025-26	CAREER	STREAK
Milos Vicentic	-	4 (1)	-

20-REBOUND GAMES

	2025-26	CAREER	STREAK
Tomislav Buljan	1	1	-

10-ASSIST GAMES

	2025-26	CAREER	STREAK
Luke Haupt	-	2	-
Deyton Albury	-	1	-

% Career totals include games at previous schools (NCAA Division I)

COUNT IT, AND ONE!

AND ONES...

	2025-26	CAREER [^]
Tomislav Buljan	5	5
Tajavis Miller	2	2
Kevin Patton, Jr.	2	2
Uriah Tenette	2	2
Deyton Albury	2	2
Luke Haupt	2	2
JT Rock	2	2
Jake Hall	1	1

^{*} made FG while fouled, followed by a made FT | [^] UNM career only | (#) - 4pt plays

ROCKin AROUND THE CHRISTMAS TREE

- Since December started, JT Rock has raised his game, raising his numbers in scoring, rebounds and blocks
- In the last four games, Rock is averaging 9.5 points and 6.5 rebounds per game, shooting 13-of-16 from the floor and 11-of-13 from the line
- The win over Santa Clara on Dec. 6 saw Rock score a career-high 11 points

MW OPENERS

- New Mexico is hosting San Jose State in the conference opener for the second straight season
- UNM is 16-10 in Mountain West openers (11-0 at home/5-10 on the road)
- New Mexico has won 11 of its last 12 conference home openers (only loss was an overtime loss to Utah State in 2021-22)

SERIES HISTORY

- New Mexico leads 23-6 all-time, including 13-1 in Albuquerque (12-1 at The Pit)
- The teams each won at home last season, before UNM won a Mountain West Tournament quarterfinal matchup
- The Lobos have won the last six meetings at The Pit, with the Spartans' only road win in the series coming in 2016-17

LAST TIME OUT

- New Mexico capped the non-conference schedule last Sunday with a 75-59 win over Florida Gulf Coast
- UNM blew open a three-point game at halftime to lead by as many as 25 points late in the second half
- Antonio Chol had 14 points to led UNM in scoring, becoming the sixth different Lobo to lead the team in scoring this season
- The Lobos rallied from down nine points in the first half for the second straight game

NON-CONFERENCE SUCCESS

- New Mexico finished non-conference play with a 9-2 record this season, giving the Lobos a 43-6 regular season non-conference record since the start of the 2022-23 season (13-0 in '23, 12-1 in '24, 8-3 last year, 9-2 this year)
- The Lobos' .878 win percentage in those games is the fifth-best record nationally over that span

GETTING DEFENSIVE

- In the season-opening win over East Texas A&M, the Lobos allowed .701 points per possession to the Lions, the sixth-lowest rate allowed by UNM over the past 13 seasons (2nd-lowest over the last seven years)
- East Texas A&M's 14 first-half points were T-6th lowest point total in a half allowed by the Lobos, and the fewest first-half points allowed since 2016-17 (11 by Arkansas-Pine Bluff in 2016-17)
- The Lobos forced at least 20 turnovers in each of the first two games of a season for the first time since 2017-18

ALLOWING SINGLE DIGITS

- Against New Mexico Highlands (Dec. 1) and Florida Gulf Coast (Dec. 14), UNM did not allow a double-digit scorer by an opponent
- Since 1985-86 (when the shot clock was introduced), it marks just the eighth and ninth times the Lobos have not allowed an opposing player to score in double figures
- Prior to this season, it had occurred just once in the previous 10 seasons combined (2024 vs. Nevada)
- This season marks just the second time in the shot clock era that UNM has accomplished the feat twice in a season (in 2014-15, UNM did it in back-to-back games at Valparaiso and hosting Louisiana-Monroe)

WHAT A DEBUT

- Lobo freshmen made a statement in their collegiate debuts in the season opener vs. East Texas A&M
- Jake Hall and Tomislav Buljan started, marking the first time since 2010-11 that the Lobos started two freshmen in the season opener (Kendall Williams, Alex Kirk)
- Hall and Uriah Tenette each scored 14 points, marking the first time since 2007-08 that a freshman led UNM in scoring in a season opener (Jonathan Wills had 13 points in a win at Colorado)
- Buljan had 15 rebounds, the most ever by a Lobo freshman in his collegiate debut and T-5th most in any game by a UNM freshman (only Kenny Thomas and JT Toppin ever had more rebounds in a game as a Lobo freshman)

ROCK BREAKDOWN

	Nov.	Dec.
Points/G	2.7	9.5
Reb/G	1.4	6.5
FG%	.400	.813
Dbl Fig Gms	0	3
Blocks	3	7

BEST REGULAR SEASON NON-CONF. RECORD since '23

.905	Purdue (38-4)
.896	Houston (43-5)
.894	Utah State (42-5)
.886	Connecticut (39-5)
.878	New Mexico (43-6)
.872	Iowa State (41-6)

UNM Best PPP allowed vs. Division I opponents (since '13)

.574	Ark.-Pine Bluff (12/17/16)
.647	San Jose St (1/31/15)
.681	Fresno St (1/12/13)
.682	Wyoming (1/19/19)
.695	at Air Force (2/8/25)
.701	E. Texas A&M (11/5/25)
.713	San Diego St. (1/11/25)



2025-26 LOBO BASKETBALL

MW & NCAA LEADERS

TEAM - MOUNTAIN WEST LEADERS

	Value	NCAA Rank	MW Rank
FG% Defense	39.9	51st	1st
3-Point Attempts/Gm	28.5	49th	1st

TEAM - OTHER TOP 50 NCAA

	Value	NCAA Rank	MW Rank
FT%	77.0	34th	3rd
3FG% Defense	29.1	49th	3rd
Win Percentage	.818	39th	2nd

INDIVIDUAL - MOUNTAIN WEST LEADERS

	Value	NCAA Rank	MW Rank
Jake Hall			
3-Point Attempts	81	65th	1st

INDIVIDUAL - OTHER TOP 50 NCAA

	Value	NCAA Rank	MW Rank
Tomislav Buljan			
Double-Doubles	4	34th	2nd
Rebounds/Gm	9.1	35th	2nd
Off. Reb/Gm	3.2	49th	2nd
Jake Hall			
3-pointers/Gm	3.0	46th	2nd
3-pointers	33	46th	2nd

HOME SWEET HOME AT NEW MEXICO

- With a victory tonight, UNM would complete an undefeated calendar year at home in both football (6-0) and men's basketball (17-0 with a win) for the first time since 1926 (when UNM football was 4-0 at home 1926 and basketball was 8-0 at home)
- The Lobos would be the only Division I school to not lose a home football or men's basketball game in calendar year 2025
- UNM would be the first FBS school to accomplish the feat in three years, since Tennessee was undefeated at home in both sports in calendar year 2022
- The Lobos would become the sixth Mountain West school, and the first in over a decade, to accomplish the feat, joining San Diego State (2014) and BYU (2001, 2006, 2007, 2008)

NEW LOOK LOBOS

- New Mexico has a roster that includes no returning players for the first time in program history
- The Lobos are one of nine teams nationally to return no players from last season, while also being one of 10 to return no minutes and one of 14 to return no points from last season
- UNM joins Arkansas State and North Texas as the only teams in the nation to not return a single player, coach or basketball staff member from last year

UP NEXT

- The Lobos return to action after a season-long 10-day break with a trip to Boise State on Dec. 30
- UNM has lost seven straight at ExtraMile Arena, with their last win in Boise coming in 2017 (the seven-game road losing streak in UNM's longest active road losing streak)
- Game time is 9pm MT and the game will air on FS1

FBS UNDEFEATED AT HOME IN A CALENDAR YEAR IN FB & MBB

(last 10 years)

2022	Tennessee
2021	Alabama, Baylor, Houston
2020	Liberty, Oregon

MW UNDEFEATED AT HOME IN A CALENDAR YEAR IN FB & MBB

2014	San Diego State
2008	BYU
2007	BYU
2006	BYU
2001	BYU

DIVISION I TEAMS IN 2025-26 THAT RETURN...

0 Starters	numerous
0 Points	14 teams
0 Minutes	10 teams
0 Players	9 teams
0 Players or coaches	3 teams (UNM, Arkansas St North Texas)



2025-26 LOBO BASKETBALL

2025-26 ROSTER

NO.	PLAYER	PRONUNCIATION	POS.	YR.	HT.	HOMETOWN	SOCIAL	
0	KEVIN PATTON, Jr.		G	Jr.	6-8	Murrieta, Calif.	X @kevinjr_0	@ kevinpattonjr
1	DEYTON ALBURY	dayton all-BURR-ee	G	R-Sr.	6-3	Nassau, Bahamas	X @deyton242	@ deyton242
2	TAJAVIS MILLER	tuh-JAY-viss	G	Sr.	6-4	Commerce, Texas		@ _jmiller2_
3	LUKE HAUPT	HOPPED	G	Grad.	6-7	San Diego, Calif.		@ lukehaupt2
4	URIAH TENETTE	yur-EYE-ah ten-NET	G	Fr.	5-11	Prescott, Ariz.	X @uriahtenette	@ uriahtenette
5	ANTONIO CHOL	CHOLE (rhymes with hole)	G	R-Jr.	6-9	Buffalo, N.Y.	X @slimxtonio	@ antoniochol5
7	SIR MARIUS JONES	MARE-ee-us	G	Fr.	6-4	Oroville, Calif.		@ jones.boy_5
8	CHRIS HOWELL		G	R-Sr.	6-6	San Diego, Calif.		@ chrispykreme15
10	TOMISLAV BULJAN	tom-ah-slav BOOL-yahn	F	Fr.	6-9	Split, Croatia		@ t.buljan
11	KALLAI PATTON	kah-LIE	G	R-Fr.	6-4	Murrieta, Calif.	X @kallaipatton	@ kallaipatton
23	JAKE HALL		G	Fr.	6-4	Carlsbad, Calif.	X @jake_hall7	@ jakehall.23
29	TIMÉO PONS	tim-AY-oh POHNse	G	Fr.	6-9	Les Sables-d'Olonne, France	X @timeo_pns	@ timeo.pns
31	MILOS VICENTIC	ME-lowsh vee-CHEN-tich	F	Grad.	6-8	Belgrade, Serbia	X @Vicentic_31	@ milosvicentic
35	JT ROCK		C	R-So.	7-1	Sioux Falls, S.D.	X @JTRock12	@ jt_rock12

Head Coach:	Eric Olen (Spring Hill '04)	1st season at UNM
Assistant Coach:	Mikey Howell (UC San Diego '21)	1st season at UNM
Assistant Coach:	Mike Roberts (Indiana '05)	1st season at UNM
Assistant Coach:	Sam Stapleton (Occidental '13)	1st season at UNM
Assistant Coach:	Tom Tankelewicz (Western Carolina '14)	1st season at UNM
Assistant Coach:	Michael Wilder (UC Irvine '13)	1st season at UNM
Special Assistant to Head Coach:	Scott Waterman (Occidental '02)	1st season at UNM
Director of Basketball Operations:	Tahlia Garza (UC Irvine '21)	1st season at UNM
Athletic Performance Coach:	Charisse Williams (Lindenwood '19)	1st season at UNM
Graduate Assistant:	Jonah Simental (UC San Diego '24)	1st season at UNM
Athletic Trainer:	Rob Rimorin (New Mexico '06)	16th year at UNM
Communications:	Steve Kirkland (Penn State '01)	5th season at UNM
Creative Services & Digital Strategy:	Matt Villareal (Oklahoma State '19)	1st season at UNM

THE LAST TIME

A NEW MEXICO PLAYER...

- **Scored 30 points:** Donovan Dent (33) at Nevada (3/4/25)
- **Scored 35 points:** Donovan Dent (40) vs. VCU (12/18/24)
- **Scored 40 points:** Donovan Dent (40) vs. VCU (12/18/24)
- **Two players with 20 points:** Nelly Junior Joseph (26) and Donovan Dent (20), vs. UNLV (3/7/25)
- **Two players with 25 points:** Donovan Dent (30) and Mustapha Amzil (28), vs. Arizona State (11/28/24)
- **Three players with 20 points:** Corey Manigault (28), Zane Martin (23) & Vance Jackson (20) vs. Wyoming (2/8/20)
- **20-point game off the bench:** CJ Noland (23) at Fresno State (12/31/24)
- **20-points in one half:** Jake Hall (21⁺) vs. Alabama State (11/26/25)
- **A player with back-to-back 30-point games:** Ruben Douglas (2/24/03-3/1/03)
- **One player scored in double figures:** at Nevada (3/4/25)
- **No players scored in double figures:** at Boise State (12/23/20)
- **Five players scored in double figures:** vs. Santa Clara (12/6/25)
- **All five starters scored in double figures:** vs. UC Riverside (11/11/25)
- **Six players scored in double figures:** vs. NM Highlands (12/1/25)
- **Had 15 rebounds:** Tomislav Buljan (21) vs. Mississippi State (11/21/25)
- **Had 20 rebounds:** Tomislav Buljan (21) vs. Mississippi State (11/21/25)
- **Two players with 10 rebounds:** Nelly Junior Joseph (12) & Filip Borovicinanin (11) at Wyoming (1/7/25)
- **Double-Double:** Tomislav Buljan vs. Santa Clara (12/6/25)
- **Two players had a double-double:** Nelly Junior Joseph & Filip Borovicinanin at Wyoming (1/7/25)
- **Three players had a double-double:** Nelly Junior Joseph, Mustapha Amzil and Donovan Dent vs. Nicholls (11/4/24)
- **Double-Double with points and assists:** Donovan Dent at Boise State (2/19/25)
- **Four Double-Doubles in a row:** Nelly Junior Joseph [5] (1/20/25-2/8/25)
- **Triple-Double:** Luc Longley vs. Penn State (3/28/90) *NIT*
- **20 points and 20 rebounds:** Carlton Bragg (22/20) at Wyoming (3/9/19)
- **10 assists:** Donovan Dent (11) at Boise State (2/19/25)
- **5 Blocked Shots:** Nelly Junior Joseph (5) vs. Colorado State (2/5/25)
- **5 Steals:** Tru Washington (5) at San Jose State (1/14/25)
- **Led UNM in Points, Rebounds and Assists:** Makuach Malauch at Fresno State (1/30/21)
- **Hit a last second shot to win a game (1.0 or later):** Nelly Junior Joseph vs. Nevada (1/3/25), jumper as time expired in OT to win 82-81
- **Played the entire game:** Donovan Dent vs. Utah State (2/16/25)
- **Played 40 or more minutes:** Donovan Dent vs. Utah State (2/16/25)

NEW MEXICO TEAM...

- **Won in Overtime:** 82-81 vs. Nevada (1/3/25)
- **Lost in Overtime:** 83-89 vs. New Mexico State (12/7/24)
- **Played Two Overtimes:** L, 94-97 (2ot) at Nevada (1/23/23)
- **Played Three Overtimes:** W, 104-99 (3ot) vs. Fresno State (3/8/96) *WACT*
- **Shot 70 percent for a Half:** 73.3 (22-30)², vs. Houston Baptist (12/22/19)
- **Shot 60 percent in a Game:** 60.3 (47-78) vs. Western New Mexico (12/14/24)
- **Shot less than 30 percent in a Game:** 29.7 (19-64) vs. Clemson (3/22/24) *NCAA*
- **Shot 90 percent from the free throw line:** 100.0 (15-15) vs. Boise State (1/17/25)
- **Shot 50 percent from 3-point line:** 64.3 (9-14) vs. Colorado State (2/5/25)
- **Shot less than 30 percent in a half:** 18.5 (5-27)¹, at Wyoming (1/7/25)
- **Shot less than 20 percent in a half:** 18.5 (5-27)¹, at Wyoming (1/7/25)
- **Shot 55 percent or better and lost:** 59.6 (31-52) vs. New Mexico State (11/17/18)
- **Attempted 50 FTs:** 52 at UTEP (1/2/08)
- **Made 30 FTs:** 31 vs. Nevada (1/3/25)
- **Made 10 3-pt FGs:** 19, vs. NM Highlands (12/1/25)
- **Failed to make a 3-pt FG:** vs. Washington State (12/25/15)
- **Had 50 rebounds:** 50, vs. NM Highlands (12/1/25)
- **Had 25 assists:** 26, vs. NM Highlands (12/1/25)
- **Had 15 steals:** 17, vs. Western New Mexico (12/14/24)
- **Had 10 blocks:** 10, vs. Nicholls (11/4/24)
- **Scored 50 pts in a half:** 53², vs. Santa Clara (12/6/25)
- **Scored 60 pts in a half:** 62², vs. Western New Mexico (12/14/24)
- **Scored 100 pts (MW):** 103, at Fresno State (12/31/24)
- **Scored 100 pts (non-conf):** 122, vs. Western New Mexico (12/14/24)
- **Scored under 20 pts in 1st half:** 18, at Wyoming (1/7/25)
- **Scored under 20 pts in 2nd half:** 18, at UNLV (1/18/21)
- **Scored under 50 pts in a game:** 47, at San Diego State (1/31/22)
- **Never trailed:** vs. Air Force (3/1/25)

AN OPPOSING PLAYER...

- **Scored 30 points:** Asjon Anderson (30), Alabama State (11/26/25)
- **Scored 35 points:** Max Rice (35), Boise State (1/31/24)
- **Scored 40 points:** Jordan Caroline (45), Nevada (1/7/17)
- **Two players with 20 points:** Josh Hubbard (29) & Jayden Epps (21), vs. Mississippi State (11/21/25)
- **Two players with 25 points:** Graham Ike (29) & Hunter Maldonado (25), at Wyoming (1/22/22)
- **Three players with 20 points:** Will Baker (28), Jarod Lucas (22) & Kenan Blackshear (20), at Nevada (1/13/23)
- **20-point game off the bench:** Braden Frager (20), vs. Nebraska (11/20/25)
- **One player scored in double figures:** East Texas A&M (11/5/25)
- **No players scored in double figures:** Florida Gulf Coast (12/14/25)
- **Five players scored in double figures:** Alabama State (11/26/25)
- **All five starters scored in double figures:** at St. John's (11/17/24)
- **Six players scored in double figures:** Utah State (1/8/22)
- **Had 15 rebounds:** Tyler Bilodeau (15), vs. UCLA (11/8/24)
- **Had 20 rebounds:** Ryan Watkins (22), Boise State (1/21/14)
- **Two players with 10 rebounds:** RJ Luis, Jr. (11) & Zuby Ejiofor (10), at St. John's (11/17/24)
- **Double-Double:** Robert Vaihola, vs. San Jose State (3/13/25)
- **Two players had a double-double:** RJ Luis, Jr. & Zuby Ejiofor, at St. John's (11/17/24)
- **Double-Double with points and assists:** Drake Allen, Utah State (2/16/25)
- **Triple-Double:** Omari Moore, at San Jose State (2/20/22)
- **10 assists:** Alvaro Cardenas (12), vs. Boise State (3/14/25)
- **5 Blocked Shots:** Nick Davidson (5), Nevada (1/3/25)
- **5 Steals:** Alvaro Cardenas (5), at Boise State (2/19/25)
- **Hit a last second shot to win a game (1.0 or later):** Lamont Butler, San Diego State (2/25/23), three-pointer as time expired to win 73-71

OPPONENT TEAM...

- **Shot 70 percent for a Half:** 73.1 (19-26)², at Air Force (2/10/23)
- **Shot 60 percent in a Game:** 66.0 (35-53) at Air Force (2/10/23)
- **Shot less than 30 percent in a Game:** 29.4 (20-68), Boise State (3/14/24) *MWT*
- **Shot 90 percent from the free throw line:** 100.0 (5-5), at San Jose State (1/24/24)
- **Shot 50 percent from 3-point line:** 51.9 (14-27), UC Riverside (11/11/25)
- **Shot less than 30 percent in a half:** 29.2 (7-24)¹, NM Highlands (12/1/25)
- **Shot less than 20 percent in a half:** 18.5 (5-27)¹, at Fresno State (1/28/21)
- **Shot 55 percent or better and lost:** 57.8 (37-64) at Wyoming (2/20/18)
- **Attempted 50 FTs:** 50, New Mexico State (12/11/82)
- **Made 30 FTs:** 35, Utah State (3/14/19)
- **Made 10 3-pt FGs:** 10, Florida Gulf Coast (12/14/25)
- **Failed to make a 3-pt FG:** New Mexico State (12/16/15)
- **Had 50 rebounds:** 52, Boise State (1/15/22)
- **Had 25 assists:** 27, at Colorado State (3/3/21)
- **Had 15 steals:** 15, UAB (11/25/21)
- **Had 10 blocks:** 10, Utah State (1/6/21)
- **Scored 50 pts in a half:** 51¹ Alabama State (11/26/25)
- **Scored 60 pts in a half:** 61², at Wyoming (2/20/18)
- **Scored 100 pts (MW):** 105, at Colorado State (1/15/20)
- **Scored 100 pts (non-conf):** 100, at New Mexico State (12/4/18)
- **Scored under 20 pts in 1st half:** 19, UT Arlington (11/8/25)
- **Scored under 20 pts in 2nd half:** 19, New Mexico State (12/3/14)
- **Scored under 50 pts in a game:** 47, NM Highlands (12/1/25)
- **Never trailed:** vs. Nebraska (11/20/25)

COMEBACKS...

	New Mexico Comeback	Opponent Comeback
Trailing at Half	at VCU (12/10/25) ^{41-46 / 81-78}	vs. Mich State (3/25/25) ^{29-31 / 71-63}
Trailing w/8:00 left	vs. Wyoming (2/12/25) ^{51-56 / 71-67}	vs. Arizona St (11/28/24) ^{60-62 / 85-82}
Trailing w/4:00 left	vs. Alabama St (11/26/25) ^{82-83 / 93-87}	Air Force (2/24/24) ^{67-70 / 78-77}
Trailing w/2:00 left	at Wyoming (12/31/22) ^{72-74 / 76-75}	Air Force (2/24/24) ^{70-72 / 78-77}
Trailing w/1:00 left	vs. Miss State (11/21/25) ^{76-77 / 80-78}	vs. Boise St (3/14/25) ^{65-66 / 72-69}
Trailing any pt in final 30 sec of 2nd half or 30 sec of OT	Nevada (1/3/25) ^{80-81(01 ot) / 82-81}	at SJSU (1/14/25) ^{69-70 (03) / 71-70}



2025-26 LOBO BASKETBALL

WASHINGTON ST. NEW MEXICO

74
66

GAME #0 (exhibition)
Oct. 25, 2025
Beasley Coliseum (670)
Pullman, WA

UNM	FG	3FG	FT	O-D-T	PF	TP	A	TO	BS	S	MP
5 Chol*	3-7	2-6	3-3	0-5-5	2	11	0	1	0	0	22
10 Buljan*	2-5	0-3	0-0	4-5-9	2	4	1	1	0	2	22
1 Albany*	1-11	0-2	4-4	1-3-4	5	6	2	3	1	1	23
8 Howell*	1-7	0-2	0-1	2-0-2	5	2	4	1	0	2	17
23 Hall*	3-13	2-12	2-2	0-3-3	1	10	0	2	0	1	23
0 Patton	1-6	0-2	0-0	2-2-4	2	2	0	2	1	0	14
2 Miller	1-6	1-5	1-2	0-1-1	2	4	0	1	0	0	18
3 Haupt	1-3	0-0	5-5	2-3-5	5	7	3	2	0	3	21
4 Tenette	4-10	3-7	0-0	1-0-1	5	11	2	0	1	0	20
31 Vicentic	2-6	2-4	0-0	2-1-3	1	6	0	0	0	0	13
35 Rock	1-1	1-1	0-0	1-3-4	1	3	0	1	0	0	8
TEAM				2-2-4							
Totals	20-75	11-44	15-17	17-28-45	31	66	12	14	3	9	200
WSU	FG	3FG	FT	O-D-T	PF	TP	A	TO	BS	S	MP
2 Yalaho*	3-6	0-3	2-6	3-3-6	0	8	1	0	1	0	24
22 Okafor*	3-9	0-0	3-7	6-8-14	3	9	0	3	2	0	25
5 Thrastarson*	4-9	1-3	4-4	2-3-5	4	13	0	3	2	1	26
11 Morton*	1-5	0-4	10-13	1-3-4	1	12	2	1	0	0	23
13 Rodriguez*	1-3	0-0	0-0	1-4-5	1	2	5	4	0	3	30
0 Ugbo	4-6	2-3	6-8	0-7-7	3	16	1	1	1	2	21
3 Hildebrandt	3-7	2-6	2-3	0-3-3	2	10	1	1	0	1	18
10 Gerrits	0-0	0-0	0-0	0-1-1	0	0	0	0	0	0	8
21 Glass	1-4	0-2	2-2	0-0-0	1	4	0	5	0	1	14
51 Wymott	0-2	0-1	0-0	0-0-0	2	0	0	1	0	0	12
TEAM				0-6-6							
Totals	20-49	5-22	29-43	13-38-51	18	74	10	19	6	8	200
1st	38	28	66	FG%	3FG%	FT%					
Washington State	37	37	74	26.7	25.0	88.2					
				40.8	22.7	67.4					

Points in the Paint-UNM 18, WSU 26; Points off Turnovers-UNM 18, WSU 9
2nd Chance Points-UNM 9, WSU 6; Fast Break Points-UNM 15, WSU 0
Bench Points-UNM 33, WSU 30. Score Tied-6 times. Lead changed-11 times.
Largest lead-UNM by 7 2nd-12:29, WSU by 8 1st-3:28.
UNM led for 13:22, WSU led for 23:03, Game tied 3:35.
Officials: Tony Padilla, Justin Shamion, Toby Doolittle
Technical: UNM-Vicentic; WSU-Bench

NEW MEXICO N. ARIZONA

64
54

GAME #0 (exhibition)
Oct. 30, 2025
The Pit (9,728)
Albuquerque, NM

NAU	FG	3FG	FT	O-D-T	PF	TP	A	TO	BS	S	MP
3 Jackson*	1-5	0-0	2-5	2-5-7	4	4	2	1	1	1	31
11 Abelman*	4-10	2-6	0-0	1-7-8	0	10	0	2	0	3	35
22 Bradford*	0-0	0-0	1-2	0-0-0	3	1	0	1	1	1	4
24 Shaw*	3-11	2-6	4-4	1-0-1	1	12	1	0	0	0	21
4 Osajnik*	5-12	2-5	0-0	0-11-11	3	12	2	3	0	1	30
2 Komin	0-0	0-0	0-0	0-0-0	1	0	0	1	0	0	2
4 Fort	1-2	0-1	0-0	0-0-0	0	2	0	1	0	0	10
5 Davidson	3-7	0-0	3-5	4-1-5	3	9	1	2	1	1	28
7 Peterson	0-2	0-2	0-0	1-1-2	2	0	4	0	0	1	26
9 Poom	2-6	0-1	0-0	2-1-3	5	4	0	2	0	1	9
12 Campisano	0-3	0-3	0-0	0-1-1	0	0	0	1	0	0	4
TEAM				2-1-3							
Totals	19-58	6-24	10-16	13-28-41	22	54	10	16	3	9	200
UNM	FG	3FG	FT	O-D-T	PF	TP	A	TO	BS	S	MP
5 Chol*	5-11	5-11	5-6	0-4-4	2	20	1	0	2	1	25
10 Buljan*	2-7	0-2	1-4	4-3-7	4	5	0	1	0	1	24
1 Albany*	0-5	0-2	6-8	0-4-4	1	6	1	2	0	4	26
3 Haupt*	0-1	0-0	2-2	0-3-3	1	2	4	2	0	1	24
4 Tenette*	1-5	1-5	0-0	1-4-5	3	3	1	1	0	0	25
0 Patton	1-3	1-3	0-0	0-2-2	0	3	0	0	2	0	8
2 Miller	1-3	1-3	0-0	0-0-0	0	3	0	1	0	0	11
8 Howell	2-2	0-0	4-6	0-2-2	2	8	5	2	0	1	21
23 Hall	4-7	2-5	2-3	1-0-1	2	12	0	2	0	0	20
31 Vicentic	1-3	0-1	0-0	0-0-0	1	2	1	0	0	0	9
35 Rock	0-0	0-0	0-0	0-2-2	0	0	0	1	1	0	7
TEAM				1-3-4							
Totals	17-47	10-32	20-29	7-27-34	16	64	13	13	5	8	200
1st	19	35	54	FG%	3FG%	FT%					
Northern Arizona	19	35	54	32.8	25.0	62.5					
New Mexico	29	35	64	36.2	31.3	69.0					

Points in the Paint-NAU 20, UNM 14; Points off Turnovers-NAU 12, UNM 12
2nd Chance Points-NAU 11, UNM 10; Fast Break Points-NAU 3, UNM 14
Bench Points-NAU 15, UNM 28. Score Tied-0 times. Lead changed-0 times.
Largest lead-NAU - none, UNM by 15 2nd-9:44.
NAU led for 0:00, UNM led for 39:14, Game tied 0:56.
Officials: Mike Littlewood, Anthony Burris, Daniel Nguyen
Technical: none

NEW MEXICO EAST TEXAS A&M

76
54

GAME #1
Nov. 5, 2025
The Pit (10,726)
Albuquerque, NM

ETAMU (1-1)	FG	3FG	FT	O-D-T	PF	TP	A	TO	BS	S	MP
0 Harrison*	6-12	3-6	3-4	2-5-7	3	18	0	4	1	0	23
10 Taylor*	1-3	0-1	0-0	1-3-4	5	2	0	1	0	0	9
1 Sigona*	3-10	1-7	0-0	0-2-2	0	7	3	2	0	0	24
6 Fields*	0-3	0-3	0-0	2-1-3	2	0	0	1	0	1	15
25 Hunt*	2-5	0-3	1-1	1-3-4	1	5	3	2	0	3	29
2 Phelps	3-8	1-4	1-3	0-1-1	1	8	1	0	1	1	20
3 Sanchez-Vega	0-1	0-1	0-0	0-0-0	0	0	0	0	0	0	1
5 Mosher	2-4	0-2	0-0	1-1-2	0	4	0	1	0	1	8
7 Folanin	0-3	0-1	2-2	3-6-9	2	2	0	2	1	0	20
8 Garcia	3-9	0-5	0-1	0-2-2	1	6	1	2	0	1	17
13 Pagotto	1-3	0-1	0-0	1-0-1	3	2	1	2	0	0	19
30 McCray	0-1	0-0	0-0	0-1-1	1	0	0	3	0	1	14
TEAM				0-3-3							
Totals	21-62	5-34	7-11	11-28-39	19	54	9	21	3	8	200
UNM (1-0)	FG	3FG	FT	O-D-T	PF	TP	A	TO	BS	S	MP
5 Chol*	4-10	1-6	0-0	1-2-3	2	9	0	1	1	0	21
10 Buljan*	3-7	0-0	2-2	7-8-15	2	8	1	3	0	3	24
1 Albany*	2-8	0-1	2-5	1-5-6	1	6	2	3	0	0	24
8 Howell*	1-3	0-0	1-2	0-1-1	2	3	3	0	0	3	21
23 Hall*	6-12	2-6	0-1	0-3-3	0	14	2	1	0	0	25
0 Patton	1-2	0-1	0-0	0-1-1	1	2	0	1	0	0	10
2 Miller	4-5	3-3	0-0	0-2-2	1	11	0	1	0	0	13
3 Haupt	0-2	0-0	6-8	1-3-4	1	6	1	2	0	2	23
4 Tenette	5-11	2-3	2-4	0-2-2	0	14	5	1	0	3	24
29 Pons	0-0	0-0	0-0	0-1-1	0	0	0	0	0	0	1
31 Vicentic	0-1	0-0	0-0	0-0-0	2	0	1	0	0	0	6
35 Rock	1-2	0-0	1-1	2-2-4	1	3	0	2	0	0	9
TEAM				0-1-1							
Totals	27-63	8-20	14-23	12-31-43	13	76	15	15	1	11	200
1st	14	40	54	FG%	3FG%	FT%					
East Texas A&M	14	40	54	33.9	14.7	63.6					
New Mexico	34	42	76	42.9	40.0	60.9					

Points in the Paint-ETAMU 28, UNM 38; Points off Turnovers-ETAMU 14, UNM 22
2nd Chance Points-ETAMU 7, UNM 17; Fast Break Points-ETAMU 14, UNM 15
Bench Points-ETAMU 22, UNM 36. Score Tied-0 times. Lead changed-1 time.
Largest lead-ETAMU by 1 1st 19:39, UNM by 25 2nd-12:14.
ETAMU led for 0:26, UNM led for 39:13, Game tied 0:21.
Officials: Tim Comer, Juan Corral, Derek Anganes
Technical: none

NEW MEXICO UT ARLINGTON

74
56

GAME #2
Nov. 8, 2025
The Pit (11,513)
Albuquerque, NM

UTA (1-1)	FG	3FG	FT	O-D-T	PF	TP	A	TO	BS	S	MP
2 Seamster*	6-9	0-3	5-6	4-5-9	4	17	1	2	1	1	23
34 Jackson*	3-4	0-0	0-0	1-4-5	3	6	0	2	2	0	28
0 Lowery*	1-5	0-4	0-0	0-0-0	3	2	1	1	0	0	19
1 Chavis*	1-7	0-1	3-4	0-2-2	4	5	1	4	0	1	24
3 Mason*	1-5	0-2	1-2	3-0-3	1	3	0	4	0	0	21
4 Rigbsy	0-3	0-3	2-2	1-2-3	2	2	1	3	0	1	19
5 Goodman	0-1	0-0	0-0	0-1-1	3	0	0	2	0	0	10
8 Laster	3-6	0-2	4-6	0-2-2	0	10	1	4	0	0	17
11 Smoot	2-5	2-5	2-4	2-1-3	1	8	1	0	1	0	14
33 Reed	0-0	0-0	0-0	0-0-0	0	0	0	0	0	0	3
42 McCreary	1-6	1-5	0-0	1-7-8	2	3	1	1	0	1	22
TEAM				2-0-2							
Totals	18-51	3-25	17-24	14-24-38	23	56	7	23	4	4	200
UNM (2-0)	FG	3FG	FT	O-D-T	PF	TP	A	TO	BS	S	MP
5 Chol*	2-3	1-2	2-3	0-1-1	2	7	0	1	2	2	24
10 Buljan*	6-8	0-1	5-7	2-2-4	3	17	1	0	0	0	19
1 Albany*	3-9	1-4	8-8	1-3-4	2	15	2	3	0	3	27
8 Howell*	1-5	1-1	3-4	2-2-4	3	6	5	1	0	3	22
23 Hall*	3-6	1-4	2-2	0-2-2	1	9	2	1	0	2	24
0 Patton	0-0	0-0	1-2	1-0-1	2	1	2	0	0	2	6
2 Miller	2-5	0-3	0-0	0-1-1	1	4	1	1	0	0	14
3 Haupt	0-2	0-1	0-0	1-5-6	1	0	2	0	1	0	26
4 Tenette	2-6	0-2	1-1	0-0-0	4	5	0	2	0	1	20
29 Pons	0-1	0-1	0-0	0-0-0	0	0	0	0	0	0	2
31 Vicentic	2-6	1-3	0-0	0-1-1	1	5	0	0	0	1	7
35 Rock	2-6	1-4	0-0	0-2-2	4	5	0	3	1	0	9
TEAM				2-2-4							
Totals	23-57	6-26	22-27	9-21-30	24	74	15	12	4	14	200
1st	19	37	56	FG%	3FG%	FT%					
UT Arlington	19	37	56	35.3	12.0	70.8					
New Mexico	31	43	74	40.4	23.1	81.5					

Points in the Paint-UTA 26, UNM 30; Points off Turnovers-UTA 11



2025-26 LOBO BASKETBALL

NEBRASKA NEW MEXICO

84
72

GAME #5
Nov. 20, 2025
T-Mobile Center (5,278)
Kansas City, MO

NEB (5-0)	FG	3FG	FT	O-D-T	PF	TP	A	TO	BS	S	MP
9 Buyuktuncel*	2-4	0-2	1-2	3-4-7	4	5	1	2	0	1	21
21 Sandfort*	3-11	1-5	1-2	0-6-6	2	8	3	1	0	1	33
51 Mast*	6-12	1-5	4-5	1-3-4	3	17	2	5	0	1	30
1 Holberg*	2-5	1-3	1-2	0-7-7	1	6	6	1	0	2	31
10 Lawrence*	6-9	4-7	5-7	0-3-3	3	21	4	3	0	1	30
0 Essegian	2-7	2-6	1-2	0-0-0	0	7	3	2	0	0	15
5 Frager	6-8	4-6	4-5	0-8-8	1	20	0	1	0	0	27
31 Jacobsen	0-1	0-1	0-0	0-1-1	2	0	1	3	0	0	13
TEAM				1-1-2							
Totals	27-57	13-35	17-25	5-33-38	16	84	20	18	0	6	200
UNM (3-2)	FG	3FG	FT	O-D-T	PF	TP	A	TO	BS	S	MP
5 Chol*	4-13	3-9	1-2	1-6-7	2	12	1	4	1	0	30
10 Buljan*	5-6	1-1	0-2	3-4-7	1	11	1	2	0	1	27
1 Albury*	1-2	0-1	1-2	1-2-3	1	3	3	1	0	2	13
8 Howell*	1-4	0-3	2-2	1-3-4	5	4	6	3	0	2	33
23 Hall*	7-17	6-15	0-0	0-3-3	1	20	2	1	0	1	28
2 Miller	1-7	0-5	0-0	0-2-3	3	2	0	1	0	2	10
3 Haupt	2-2	2-2	2-2	1-3-4	0	8	3	2	0	0	21
4 Tenette	4-15	1-8	1-1	1-3-4	5	10	2	3	0	3	30
35 Rock	1-1	0-0	0-0	0-1-1	1	2	0	0	1	0	8
TEAM				0-1-1							
Totals	26-67	13-44	7-11	8-28-36	19	72	18	16	2	11	200
1st	43	41	84	FG%	3FG%	FT%					
Nebraska	25	47	72	47.4	37.1	68.0					
New Mexico				38.8	29.5	63.6					

Points in the Paint-NEB 28, UNM 26; Points off Turnovers-NEB 20, UNM 14
2nd Chance Points-NEB 5, UNM 6; Fast Break Points-NEB 10, UNM 8
Bench Points-NEB 27, UNM 22. Score Tied-0 times. Lead changed-0 times.
Largest lead-NEB by 20 1st 8:33, UNM none.
NEB led for 39:45, UNM led for 0:00, Game tied 0:15.
Officials: Matt Potter, Edwin Young, Brian McNutt
Technical: UNM-Albury (F2 ejection)

NEW MEXICO MISSISSIPPI ST

80
78

GAME #6
Nov. 21, 2025
T-Mobile Center (6,743)
Kansas City, MO

UNM (4-2)	FG	3FG	FT	O-D-T	PF	TP	A	TO	BS	S	MP
5 Chol*	5-11	2-5	0-0	2-3-5	1	12	0	0	0	0	29
10 Buljan*	6-11	1-2	6-8	5-16-21	2	19	1	1	0	0	29
4 Tenette*	3-8	2-4	5-6	0-5-5	4	13	3	2	0	0	30
8 Howell*	1-4	0-1	4-4	1-1-2	1	6	3	2	0	2	25
23 Hall*	2-6	2-6	0-0	0-1-1	4	6	1	1	0	0	24
0 Patton	1-3	0-1	0-1	2-1-3	0	2	0	0	0	0	8
1 Albury	5-9	1-2	2-2	0-1-1	2	13	0	3	0	0	23
3 Haupt	1-3	1-3	2-3	2-4-6	2	5	3	0	0	0	22
35 Rock	2-8	0-3	0-1	1-1-2	1	4	0	0	0	0	11
TEAM				0-1-1							
Totals	26-63	9-27	19-25	13-33-46	17	80	11	10	0	2	200
MSU (2-3)	FG	3FG	FT	O-D-T	PF	TP	A	TO	BS	S	MP
99 Achior*	0-1	0-1	0-0	1-4-5	1	0	1	2	0	0	14
15 Ballard*	3-5	0-0	0-0	2-4-6	1	6	0	0	1	1	19
5 Jones*	0-4	0-2	2-2	1-2-3	5	2	1	1	1	1	25
10 Epps*	8-17	2-6	3-5	0-2-2	1	21	6	0	0	1	34
12 Hubbard*	11-25	6-13	1-3	0-2-2	2	29	4	2	1	3	36
0 Warren-Fleming	3-3	0-0	0-1	1-5-6	0	6	0	0	1	0	21
1 Davis	0-0	0-0	0-0	0-0-0	0	0	0	0	0	0	2
2 McGhee	1-1	0-0	0-0	0-0-0	3	2	0	1	0	0	8
4 Walker	3-3	1-1	1-2	0-3-3	4	8	1	1	0	0	16
14 Ali	1-7	0-5	0-0	2-6-8	2	2	0	0	0	0	18
23 Grace	1-2	0-1	0-0	0-0-0	2	2	0	0	0	0	6
TEAM				1-0-1							
Totals	31-68	9-29	7-13	8-28-36	21	78	13	7	4	6	200
1st	40	40	80	FG%	3FG%	FT%					
New Mexico	39	39	78	45.6	31.0	53.8					
Mississippi State											

Points in the Paint-UNM 32, MSU 36; Points off Turnovers-UNM 10, MSU 12
2nd Chance Points-UNM 13, MSU 10; Fast Break Points-UNM 8, MSU 4
Bench Points-UNM 24, MSU 20. Score Tied-7 times. Lead changed-14 times.
Largest lead-UNM by 7 1st 10:52, MSU by 4 1st 18:52.
UNM led for 26:38, MSU led for 9:35, Game tied 3:47.
Officials: Justin Porterfield, Vlad Voyard-Tadal, Brian McNutt
Technical: none

NEW MEXICO ALABAMA ST.

93
87

GAME #7
Nov. 26, 2025
The Pit (12,027)
Albuquerque, NM

ASU (3-5)	FG	3FG	FT	O-D-T	PF	TP	A	TO	BS	S	MP
11 Palesse*	2-3	1-2	1-2	1-4-5	3	6	3	0	0	0	35
23 King*	2-5	0-0	6-8	2-1-3	4	10	1	1	0	1	29
24 Stanback*	5-7	0-1	3-4	5-4-9	3	13	0	3	3	2	30
2 Simpson*	7-14	4-8	0-0	0-5-5	2	18	4	6	0	0	37
20 Anderson*	9-20	6-12	6-6	1-3-4	3	30	4	3	0	2	35
0 Byrd	4-6	2-3	0-0	1-2-3	2	10	1	2	0	2	17
1 Yates	0-0	0-0	0-0	0-1-1	2	0	0	0	0	1	7
4 Andrews	0-0	0-0	0-0	0-0-0	1	0	0	0	0	0	2
12 Mason	0-1	0-0	0-0	0-0-0	5	0	0	0	0	0	9
TEAM				0-0-0							
Totals	29-56	13-26	16-20	10-20-30	25	87	13	17	3	8	200
UNM (5-2)	FG	3FG	FT	O-D-T	PF	TP	A	TO	BS	S	MP
5 Chol*	4-9	2-6	2-4	0-0-0	2	12	0	1	0	0	22
10 Buljan*	2-5	0-0	1-5	1-6-7	4	5	4	0	2	1	29
1 Albury*	3-4	0-0	12-14	0-3-3	2	18	5	4	0	1	24
8 Howell*	0-2	0-0	4-4	1-1-2	0	4	5	3	0	1	26
23 Hall*	7-12	7-12	3-3	0-0-0	0	24	1	1	0	0	31
0 Patton	3-5	0-1	2-3	0-3-0	0	8	1	0	0	0	14
3 Haupt	2-3	0-0	2-3	2-0-2	2	6	1	0	0	0	16
4 Tenette	4-10	2-5	1-2	2-2-4	5	11	0	0	0	2	29
31 Vicentic	1-3	0-1	0-0	2-0-2	1	2	0	1	0	1	4
35 Rock	1-1	1-1	0-0	0-0-0	0	3	0	0	0	0	5
TEAM				2-2-4							
Totals	27-54	12-26	27-38	10-17-27	16	93	17	11	2	6	200
1st	51	36	87	FG%	3FG%	FT%					
Alabama State	38	55	93	51.8	50.0	80.0					
New Mexico				50.0	46.2	71.1					

Points in the Paint-ASU 24, UNM 26; Points off Turnovers-ASU 16, UNM 17
2nd Chance Points-ASU 16, UNM 9; Fast Break Points-ASU 14, UNM 10
Bench Points-ASU 10, UNM 30. Score Tied-4 times. Lead changed-6 times.
Largest lead-ASU by 15 2nd 19:49, UNM by 8 2nd 0-34.
ASU led for 32:47, UNM led for 5:33, Game tied 1:40.
Officials: Amy Bonner, Mason Slier, Tariq Lucas
Technical: none

NEW MEXICO NM HIGHLANDS

97
47

GAME #8
Dec. 1, 2025
The Pit (10,164)
Albuquerque, NM

NMHU (0-7)	FG	3FG	FT	O-D-T	PF	TP	A	TO	BS	S	MP
7 Sacko*	1-5	0-2	1-3	1-2-3	0	3	2	2	0	1	22
22 Williams*	2-4	0-1	0-0	0-0-0	3	4	1	1	0	1	19
5 Morris*	2-5	1-1	2-2	0-0-0	2	7	2	4	0	1	24
10 Dix*	2-10	0-3	4-7	1-12-13	1	8	1	0	1	1	28
20 Parham*	3-5	2-3	1-2	1-5-6	1	9	1	0	0	0	23
0 Pierce	0-1	0-1	2-2	0-0-0	0	2	0	2	0	0	2
1 Walker	2-7	0-1	1-2	3-0-3	3	5	0	5	0	1	16
4 Isoje	3-6	0-0	0-0	1-2-3	4	6	1	0	0	1	20
6 Comer	0-4	0-1	1-2	0-1-1	2	1	1	2	0	2	14
8 Eide	0-1	0-1	0-0	0-0-0	1	0	0	2	0	0	4
9 St. Jacques	0-0	0-0	0-0	0-0-0	0	0	0	0	0	0	2
13 Vasser-Steen	0-2	0-1	0-0	0-0-0	0	0	0	0	0	0	2
21 Kirispiu	1-2	0-1	0-0	0-2-2	1	2	0	0	0	0	10
24 Adedigba	0-0	0-0	0-0	0-0-0	0	0	0	0	0	0	2
30 Turner	0-1	0-1	0-0	0-1-1	1	0	0	0	0	0	3
TEAM				1-2-3							
Totals	16-53	3-19	12-20	8-27-35	19	47	9	19	1	8	200
UNM (6-2)	FG	3FG	FT	O-D-T	PF	TP	A	TO	BS	S	MP
5 Chol*	4-8	3-6	1-2	2-1-3	1	12	0	2	1	0	17
1 Albury*	2-4	1-3	1-2	0-1-1	1	6	6	2	0	3	22
4 Tenette*	3-9	2-7	4-4	1-2-3	3	12	2	1	0	3	18
8 Howell*	0-4	0-3	0-0	1-2-3	1	0	2	1	0	2	17
23 Hall*	6-9	5-8	4-4	3-1-4	1	21	1	0	0	0	16
0 Patton	3-5	1-3	1-1	0-6-6	2	8	3	1	3	2	20
2 Miller	3-8	3-7	1-2	1-5-6	2	10	2	1	0	1	21
3 Haupt	0-1	0-0	0-0	0-2-2	1	0	6	0	0	0	15
29 Pons	3-7	3-7	2-3	0-1-1	1	11	3	0	1	0	15
31 Vicentic	2-8	1-5	2-2	1-4-5	3	7	1	0	1	0	22
35 Rock	3-4	0-1	4-6	3-6-9	1	10	0	1	2	1	17
TEAM				3-4-7							
Totals	29-67	19-50	20-26	15-35-50	17	97	26	9	8	12	200
1st	21	26	47	FG%	3FG%	FT%					
NM Highlands	44	53	97	30.2	15.8	60.0					
New Mexico				43.3	38.0	76.9					

Points in the Paint-NMHU 24, UNM 18; Points off Turnovers-NMHU 8, UNM 35
2nd Chance Points-NMHU 5, UNM 18; Fast Break Points-NMHU 9, UNM 23
Bench Points-NMHU 16, UNM 46. Score Tied-0 times. Lead changed-2 times.
Largest lead-NMHU by 1 1st 16:33, UNM by 50 2nd 1:43.
NMHU led for 0:34, UNM led for 37:39, Game tied 1:47.
Officials: Michael Irving, Brian McNutt, Alfred Smith
Technical: none

NEW MEXICO SANTA CLARA

98
71

GAME #9
Dec. 6, 2025
The Pit (13,614)
Albuquerque, NM

SCU (8-2)	FG	3FG	FT	O-D-T	PF	TP	A	TO	BS	S	MP
8 Mahi*	5-13	1-7	2-2	4-4-8	2	13	1	4	0	1	33
22 Graves*	5-11	2-5	0-0	4-2-6	2	12	2	1	0	1	34
11 Oboye*	2-3	0-1	0-0	2-1-3	5	4	0	2	0	0	14
0 Knapper*	1-4	1-3	0-0	1-2-3	0	3	5	2	0	1	24
1 Hammond*	7-14	3-7	5-7	1-3-3	4	22	2	1	0	1	32
2 Gavallugov	1-9	0-8	0-0	2-0-2	2	2	2	4	0	1	19
3 Chokwudelu	0-0	0-0	0-0	2-1-3	2	0	0	0	0	0	15
7 Cochran	3-9	2-8	2-3	0-0-0	2	10	0	0	0	1	15
15 Darlan	2-6	1-5	0-0	1-1-2	4	5	1	0	1	0	25
TEAM				1-1-2							
Totals	26-69	10-44	9-15	18-17-35	23	71	13	15	1	6	500
UNM (7-2)	FG	3FG	FT	O-D-T	PF	TP	A	TO	BS	S	MP
5 Chof*	3-5	3-5	4-4	0-2-2	2	13	1	0	0	1	30
10 Buljan*	5-8	0-1	6-8	2-8-10	2	16	2	2	2	1	37
1 Albury*	9-12	1-3	3-3	0-3-3	3	22	6	2	1	3	26
8 Howell*	2-3	2-3	0-0	0-1-1	1	6	3	3	0	2	24
23 Hall*	2-8	0-4	1-2	0-2-2	1	5	0	2	1	0	23
0 Patton	3-3	0-2	0-0	0-3-3	1	0	0	0	1	0	10
3 Haupt	2-2	0-0	2-2	2-2-4	1	6	2	0	0	1	13
4 Tenette	6-11	3-5	0-0	0-1-1	4	15	3	0	0	1	31
29 Pons	0-0	0-0	2-2	0-1-1	0	2	1	0	0	0	1
31 Vicentic	1-1	0-0	0-0	0-0-0	0	2	0	0	0	0	1
35 Rock	4-4	0-0	3-3	4-2-6	1	11	0	0	1	0	12
TEAM				1-1-2							
Totals	34-57	9-23	21-24	26-35	16	98	18	12	5	9	200
		1st	2nd	Total		FG%	3FG%	FT%			
Santa Clara	36	35	71			37.7	22.7	75.0			
New Mexico	45	53	98			59.6	39.1	87.5			



2025-26 LOBO BASKETBALL

NEW MEXICO
FGCU

75
59

GAME #11
Dec. 14, 2025
The Pit (12.204)
Albuquerque, NM

FGCU (5-6)	FG	3FG	FT	O-D-T	PF	TP	A	TO	BS	S	MP
15 Duax*	3-6	1-3	0-0	3-1-4	5	7	2	3	1	2	22
20 Konieczny*	2-10	1-5	0-1	1-3-4	1	5	3	2	1	3	29
32 Monroe*	2-6	1-3	2-2	1-3-4	5	7	1	0	1	1	15
1 Barno*	2-5	1-2	1-2	0-2-2	3	6	1	2	0	0	19
7 Ellerbee*	2-6	1-5	4-5	1-2-3	2	9	1	2	0	0	26
0 Reddick	0-0	0-0	0-0	0-1-1	2	0	0	1	0	0	2
2 Williams	3-9	2-6	0-0	0-0-0	0	8	2	1	0	4	25
3 Tanner	3-7	0-4	2-4	1-3-4	3	8	1	0	0	1	24
6 Stewart	3-8	3-8	0-0	1-0-1	1	9	0	0	1	0	24
21 Guillolette	0-0	0-0	0-0	0-2-2	3	0	0	1	0	0	14
TEAM				1-3-4	1						
Totals	20-57	10-36	9-14	9-20-29	26	59	11	12	4	11	200
UNM (9-2)	FG	3FG	FT	O-D-T	PF	TP	A	TO	BS	S	MP
5 Chol*	4-11	3-8	3-4	2-5-7	1	14	0	0	0	0	28
10 Buljan*	0-2	0-0	0-0	0-0-0	1	0	0	0	0	0	12
1 Albury*	3-8	0-3	6-8	2-5-7	4	12	4	2	0	1	30
8 Howell*	2-3	2-2	0-0	1-2-3	0	6	1	1	0	2	11
23 Hall*	5-14	2-10	0-0	2-5-7	1	12	1	1	0	1	28
3 Haupt	2-7	0-3	3-3	2-2-4	4	7	6	3	0	3	33
4 Tenette	3-7	0-4	2-2	2-3-5	4	8	1	3	0	1	29
29 Pons	0-2	0-2	0-0	0-0-0	1	0	0	0	0	0	3
31 Vicentic	0-1	0-1	6-6	0-0-0	0	6	0	0	0	0	7
35 Rock	3-5	0-1	4-4	4-3-7	1	10	0	2	2	0	20
TEAM				1-3-4	1						
Totals	22-60	7-34	24-27	16-28-44	17	75	13	13	2	8	200
		1st	2nd	Total		FG%	3FG%	FT%			
Florida Gulf Coast		25	34	59		35.1	27.8	64.3			
New Mexico		28	47	75		36.7	20.6	88.9			

Points in the Paint-FGCU 14, UNM 28; Points off Turnovers-FGCU 17, UNM 17
2nd Chance Points-FGCU 8, UNM 12; Fast Break Points-FGCU 15, UNM 13
Bench Points-FGCU 25, UNM 31. Score Tied-1 times. Lead changed-3 times.
Largest lead-FGCU by 25 2nd 2:35, UNM by 9 1st 15:57.
FGCU led for 13:01, UNM led for 24:18, Game tied 2:41.
Officials: Jason Phillips, Amy Bonner, Mike Reed
Technical: UNM-Haupt; FGCU-Malone, Coach Chambers



2025-26 LOBO BASKETBALL

NEW MEXICO/OPPONENT SUPERLATIVES

INDIVIDUAL	NEW MEXICO	OPPONENT
Points Scored	24, Jake Hall, twice	30, Asjon Anderson, Alabama State (Nov. 26)
Offensive Rebounds	7, Tomislav Buljan vs. East Texas A&M (Nov. 5)	5, twice
Defensive Rebounds	16, Tomislav Buljan vs. Mississippi State (Nov. 21)	12, Robert Dix, NM Highlands (Dec. 1)
Total Rebounds	21, Tomislav Buljan vs. Mississippi State (Nov. 21)	13, Robert Dix, NM Highlands (Dec. 1)
Field Goals	9, twice	11, Josh Hubbard, vs. Mississippi State (Nov. 21)
Field Goal Attempts	17, Jake Hall vs. Nebraska (Nov. 20)	25, Josh Hubbard, vs. Mississippi State (Nov. 21)
FG% (min 5 made)	.833 (5-6), Tomislav Buljan vs. Nebraska (Nov. 20)	.750 (6-8), Braden Frager, vs. Nebraska (Nov. 20)
FG% (min 10 made)	—	.476 (10-21), Andrew Henderson, UC Riverside (Nov. 11)
3-Point Field Goals	7, Jake Hall vs. Alabama State (Nov. 26)	7, Andrew Henderson, UC Riverside (Nov. 11)
3-Point Field Goal Attempts	15, Jake Hall vs. Nebraska (Nov. 20)	13, twice
3-Point FG% (min 4 made)	.714 (5-7), Jake Hall at VCU (Dec. 10)	1.000 (4-4), De'Undrae Perteete, UC Riverside (Nov. 11)
Free Throws	12, Deyton Albury vs. Alabama State (Nov. 26)	9, Brandon Jennings, at VCU (Dec. 10)
Free Throw Attempts	14, Deyton Albury vs. Alabama State (Nov. 26)	8, Brandon Jennings, at VCU (Dec. 10)
FT% (min 6 made)	1.00 (8-8), Deyton Albury vs. UT Arlington (Nov. 8)	1.00 (9-9), Brandon Jennings, at VCU (Dec. 10)
Assists	6, five times	6, three times
Steals	3, 10 times	4, twice
Turnovers	4, three times	6, Micah Simpson, Alabama State (Nov. 26)
Blocks	3, Kevin Patton, Jr. vs. NM Highlands (Dec. 1)	3, twice
Minutes	33, three times	40-, Andrew Henderson, UC Riverside (Nov. 11)

TEAM	UNM HIGH	UNM LOW	OPP HIGH	OPP LOW
Points	98, vs. Santa Clara (12/6/25)	68, at NMSU (11/15/25)	87, Ala St (11/26/25)	47, NMHU (12/1/25)
Points (half)	55 ² , vs. Ala St (11/26/25)	25 ¹ , twice	51 ¹ , Ala St (11/26/25)	14 ² , ETAMU (11/5/25)
Victory Margin	+50, vs. NMHU (12/1/25)		+12, vs. Neb (11/20/25)	
FGs	34, vs. Santa Clara (12/6/25)	22, vs. FGCU (12/14/25)	31, vs. Miss St (11/21/25)	16, NMHU (12/1/25)
FGAs	67, twice	54, twice	69, Santa Clara (12/6/25)	51, twice
FG%	.596, vs. Santa Clara (12/6/25)	.388, vs. Neb (11/20/25)	.518, Ala St (11/26/25)	.302, NMHU (12/1/25)
FG% (half)	.636 ² , vs. Santa Clara (12/6/25)	.321 ¹ , vs. Neb (11/20/25)	.613 ¹ , Ala St (11/26/25)	.200 ¹ , ETAMU (11/5/25)
3FGs	19, vs. NMHU (12/1/25)	5, vs. UCR (11/11/25)	14, UCR (11/11/25)	3, twice
3FGAs	50, vs. NMHU (12/1/25)	20, vs. ETAMU (11/5/25)	44, Santa Clara (12/6/25)	25, UTA (11/8/25)
3FG%	.462, vs. Ala St (11/26/25)	.206, vs. FGCU (12/14/25)	.519, UCR (11/11/25)	.120, UTA (11/8/25)
FTs	27, vs. Ala St (11/26/25)	7, vs. Neb (11/20/25)	23, at VCU (12/20/25)	7, twice
FTAs	38, vs. Ala St (11/26/25)	11, vs. Neb (11/20/25)	28, at VCU (12/20/25)	11, ETAMU (11/5/25)
FT%	.889, vs. FGCU (12/14/25)	.609, vs. ETAMU (11/5/25)	.923, UCR (11/11/25)	.538, vs. Miss St (11/21/25)
Off Reb	16, vs. FGCU (12/14/25)	8, vs. Neb (11/20/25)	18, Santa Clara (12/6/25)	5, twice
Def Reb	35, vs. NMHU (12/1/25)	17, vs. Ala St (11/26/25)	33, vs. Neb (11/20/25)	17, Santa Clara (12/6/25)
Total Reb	50, vs. NMHU (12/1/25)	27, vs. Ala St (11/26/25)	39, ETAMU (11/5/25)	29, FGCU (12/14/25)
Reb Margin	+15, twice		+8, UTA (11/8/25)	
Fouls	24, vs. UTA (11/8/25)	13, twice	26, FGCU (12/14/25)	16, vs. Neb (11/20/25)
Assists	26, vs. NMHU (12/1/25)	10, at NMSU (11/15/25)	20, vs. Neb (11/20/25)	7, UTA (11/8/25)
Turnovers	16, vs. Neb (11/20/25)	5, vs. UCR (11/11/25)	23, UTA (11/8/25)	7, vs. Miss St (11/21/25)
Blocks	8, vs. NMHU (12/1/25)	0, vs. Miss St (11/21/25)	4, five times	0, vs. Neb (11/20/25)
Steals	14, vs. UTA (11/8/25)	2, vs. Miss St (11/21/25)	11, FGCU (12/14/25)	2, UCR (11/11/25)
Double Fig Scorers	6, twice	2, vs. UTA (11/8/25)	5, Ala St (11/26/25)	0, twice
Players to Score	10, four times	8, four times	10, twice	6, twice



2025-26 LOBO BASKETBALL

SUPERLATIVES...

LARGEST LEAD AT ANY TIME:	50 (97-47), vs. NM Highlands (Dec. 1)
LARGEST DEFICIT AT ANY TIME:	20 (13-33), vs. Nebraska (Nov. 20)
LARGEST DEFICIT OVERCOME TO WIN:	15 (45-60), vs. Alabama State (Nov. 26)
LARGEST LEAD SURRENDERED IN A LOSS:	5 (41-36), at New Mexico State (Nov. 15)
LARGEST HALFTIME LEAD:	23 (44-21), vs. NM Highlands (Dec. 1)
LARGEST HALFTIME DEFICIT:	18 (25-43), vs. Nebraska (Nov. 20)
LARGEST HALFTIME DEFICIT OVERCOME TO WIN:	13 (38-51), vs. Alabama State (Nov. 26)
LARGEST HALFTIME LEAD SURRENDERED IN A LOSS:	--
MOST CONSECUTIVE POINTS SCORED:	14, three times
MOST CONSECUTIVE POINTS ALLOWED:	10, by VCU (Dec. 10)

SPECIALTY STATS...

POINTS OFF TURNOVERS	NEW MEXICO	OPPONENT
Average	18.5	12.5
High	35, vs. NM Highlands (Dec. 1)	17, by FGCU (Dec. 14)
Low	9, at NM State (Nov. 15)	6, by UC Riverside (Nov. 11)

2ND CHANCE POINTS	NEW MEXICO	OPPONENT
Average	11.4	10.8
High	18, vs. NM Highlands (Dec. 1)	20, by Santa Clara (Dec. 6)
Low	4, at VCU (Dec. 10)	5, three times

POINTS IN THE PAINT	NEW MEXICO	OPPONENT
Average	33.1	24.0
High	52, vs. UC Riverside (Nov. 11)	36, vs. Miss St (Nov. 21)
Low	18, vs. NM Highlands (Dec. 1)	10, by UC Riverside (Nov. 11)

FAST BREAK POINTS	NEW MEXICO	OPPONENT
Average	12.5	9.7
High	29, vs. Santa Clara (Dec. 6)	16, at NM State (Nov. 15)
Low	8, three times	3, vs. Santa Clara (Dec. 6)

BENCH POINTS	NEW MEXICO	OPPONENT
Average	27.5	20.3
High	46, vs. NM Highlands (Dec. 1)	29, at NM State (Nov. 15)
Low	17, vs. UC Riverside (Nov. 11)	10, by Alabama St (Nov. 26)

LOBO LEADERS...

POINTS	2025-26	CAREER	REBOUNDS	2025-26	CAREER
Jake Hall	5	5	Tomislav Buljan	7	7
Tomislav Buljan	2	2	Luke Haupt	2	2
Deyton Albury	2	2	Antonio Chol	2	2
Antonio Chol	1	1	JT Rock	2	2
Chris Howell	1	1	Deyton Albury	1	1
Uriah Tenette	1	1	Jake Hall	1	1

ASSISTS	2025-26	CAREER	STEALS	2025-26	CAREER
Chris Howell	6	6	Uriah Tenette	6	6
Deyton Albury	4	4	Chris Howell	4	4
Luke Haupt	4	4	Deyton Albury	4	4
Uriah Tenette	3	3	Tomislav Buljan	2	2
JT Rock	1	1	Luke Haupt	2	2
			Jake Hall	1	1

BLOCKS	2025-26	CAREER
Antonio Chol	5	5
JT Rock	4	4
Tomislav Buljan	3	3
Luke Haupt	1	1
Chris Howell	1	1
Kevin Patton, Jr.	1	1

NEW MEXICO'S RECORD...

Home.....	7-0
Road	1-1
Neutral	1-1
Ranked Opponent (either AP or Coaches).....	0-0
Unranked Opponent.....	9-2
Leads at halftime	7-0
Trails at halftime	2-1
Tied at halftime.....	0-1
Goes into overtime.....	0-0
Leads by 10 or more points.....	7-0
Trails by 10 or more points.....	1-2
Shoots 50% or better	4-0
Shoots less than 50%	5-2
Shoots less than 45%	5-2
Shoots less than 40%	1-1
Opponent shoots 50% or better.....	1-0
Opponent shoots less than 50%.....	8-2
Opponent shoots less than 45%.....	7-1
Opponent shoots less than 40%.....	6-0
Has higher FG% than opponent	7-1
Has lower FG% than opponent.....	2-1
Has same FG% as opponent.....	0-0
Outrebounds its opponent	5-1
Outrebounded by opponent.....	3-1
Has same rebounds as opponent	1-0
Has more offensive rebounds than opponent.....	5-1
Has fewer offensive rebounds than opponent.....	3-1
Has same offensive rebounds as opponent	1-0
Has fewer turnovers than opponent.....	6-1
Has more turnovers than opponent	3-1
Has same turnovers as opponent.....	0-0
Has fewer than 10 turnovers	2-0
Opponent has fewer than 10 turnovers.....	1-1
Shoots more FTs than opponent	7-0
Shoots fewer FTs than opponent.....	2-2
Shoots the same FTs as opponent.....	0-0
Has game decided by 10 points or less or OT	3-1
Has game decided by 5 points or less or OT	2-0
Scores <60 points	0-0
Scores 60-69 points	0-1
Scores 70-79 points	3-1
Scores 80-89 points	3-0
Scores 90+ points	3-0
Allows <60 points.....	4-0
Allows 60-69 points.....	1-0
Allows 70-79 points.....	3-1
Allows 80-89 points.....	1-1
Allows 90+ points.....	0-0
Wins the tip	5-0
Loses the tip.....	4-2
White uniforms.....	6-0
White uniforms (with turquoise trim)	1-1
Red uniforms	0-0
Red uniforms (with turquoise trim).....	2-1
Turquoise uniforms	0-0

2025-26 PHOTO ROSTER

KEVIN PATTON, JR.
G | 6-8 | Jr.
Murrieta, Calif.

0

DAYTON ALBURY
G | 6-3 | R-Sr.
Nassau, Bahamas

1

TAJAVIS MILLER
G | 6-4 | Sr.
Commerce, Texas

2


LUKE HAUPT
G | 6-7 | Grad.
San Diego, Calif.

3

URIAH TENETTE
G | 5-11 | Fr.
North Highlands, Calif.

4

ANTONIO CHOL
G/F | 6-9 | R-Jr.
Buffalo, N.Y.

5

SIR MARIUS JONES
G | 6-4 | Fr.
Oroville, Calif.

7

CHRIS HOWELL
G | 6-6 | R-Sr.
San Diego, Calif.

8

TOMISLAV BULJAN
F | 6-9 | Fr.
Split, Croatia

10


KALLAI PATTON
G | 6-4 | R-Fr.
Murrieta, Calif.

11

JAKE HALL
G | 6-4 | Fr.
Carlsbad, Calif.

23

TIMEO PONS
G | 6-9 | Fr.
Les Sables-d'Olonne, France

29

MILOS VICENTIC
F | 6-7 | Grad.
Belgrade, Serbia

31

JT ROCK
C | 7-1 | R-So.
Sioux Falls, S.D.

35

ERIC OLEN
Head Coach



MIKEY HOWELL
Assistant Coach




MIKE ROBERTS
Assistant Coach



SAM STAPLETON
Assistant Coach



TOM TANKELEWICZ
Assistant Coach



MICHAEL WILDER
Assistant Coach



Season Highs

Pts	8	twice
Reb	6	vs. NM Highlands (12/1/25)
FG	3	twice
FGA	5	twice
3FG	1	vs. NM Highlands (12/1/25)
3FGA	3	vs. NM Highlands (12/1/25)
FT	2	vs. Alabama State (11/26/25)
FTA	3	vs. Alabama State (11/26/25)
Ast	3	vs. NM Highlands (12/1/25)
Blk	3	vs. NM Highlands (12/1/25)
Stl	2	twice
Min	20	vs. NM Highlands (12/1/25)

Career Highs

19	vs. Santa Clara (3/9/24) ^{USD}
10	vs. Jackson State (11/8/23) ^{USD}
8	vs. Santa Clara (3/9/24) ^{USD}
14	vs. San Francisco (1/11/24) ^{USD}
3	twice
6	vs. San Francisco (1/11/24) ^{USD}
6	at Saint Mary's (2/24/24) ^{USD}
7	vs. South Dakota (12/21/23) ^{USD}
5	three times
5	vs. Navy (11/20/23) ^{USD}
4	twice
34	twice

MW Career Highs

--	
--	
--	
--	
--	
--	
--	
--	
--	
--	
--	
--	

2.6 PPG | 2.2 RPG | 9.8 MPG |

2025-26 GAME-BY-GAME

Opponent	MP	FG-A	3G-A	FT-A	O-D-T	PF	A	TO	BS	ST	TP
East Texas A&M	10	1-2	0-1	0-0	0-1-1	1	0	1	0	0	2
UT Arlington	6	0-0	0-0	1-2	1-0-1	2	2	0	0	2	1
UC Riverside	10	1-3	0-0	0-0	2-1-3	0	0	0	0	0	2
at New Mexico State	6	0-2	0-2	0-0	0-0-0	0	0	0	0	0	0
vs. Nebraska					-DNP-						
vs. Mississippi St	8	1-3	0-1	0-1	2-1-3	0	0	0	0	0	2
Alabama State	14	3-5	0-1	2-3	0-3-3	0	1	0	0	0	8
NM Highlands	20	3-5	1-3	1-1	0-6-6	2	3	1	3	2	8
Santa Clara	10	0-3	0-2	0-0	0-3-3	1	0	1	0	0	0
at VCU	4	0-1	0-0	0-0	0-0-0	0	0	1	0	0	0
Florida Gulf Coast					-DNP-						

* game started

SEASON NOTES

- Had eight points, six rebounds, three assists and three blocks vs. NM Highlands (Dec. 1)
- Scored eight points vs. Alabama State (Nov. 26)
- Had two points and three rebounds vs. Mississippi State (Nov. 21)
- Had two points and three rebounds vs. UC Riverside (Nov. 11)
- Had two assists and two steals vs. UT Arlington (Nov. 8)
- Had two points and one rebound in the season opener vs. East Texas A&M (Nov. 5)
- Had three points and two blocks in the exhibition vs. Northern Arizona (Oct. 30)
- Had two points and four rebounds in the exhibition at Washington State (Oct. 25)

	2025-26	CAREER	STREAK
Double Figure Scoring	-	16	-
10-Rebound Games	-	1	-

CAREER STATISTICS

Year	G-GS	Min-Avg.	FG-FGA	Pct.	3FG-3FGA	Pct.	FT-FTA	Pct.	Off-Def.	Reb-Avg.	PF-DQ	Ast	TO	Blk	Stl	Pts-Avg
2023-24 %	32-16	834-26.1	113-261	.433	27-80	.338	61-85	.718	25-116	141-4.4	53-	77	71	42	42	314-9.8
Conf	15-14	408-27.2	55-130	.423	13-42	.310	41-48	.854	6-53	59-3.9	26-	39	31	20	22	164-10.9
2024-25 #	28-2	230-8.2	33-59	.559	6-18	.333	14-24	.583	9-25	34-1.2	35-0	11	15	11	12	86-3.1
Conf	16-0	166-10.4	23-39	.590	3-10	.300	9-13	.692	5-18	23-1.4	25-0	8	11	8	8	58-3.6
2025-26	9-0	88-9.8	9-24	.375	1-10	.100	4-7	.571	5-15	20-2.2	6-0	6	4	3	4	23-2.6
Conf	--	--	--	--	--	--	--	--	--	--	--	--	--	--	--	--
CAREER	68-18	1139-16.7	154-342	.450	34-107	.318	78-114	.684	39-155	194-2.9	93-0	94	89	57	57	420-6.2

% at San Diego; # at USC



Season Highs

Pts	22	vs. Santa Clara (12/6/25)
Reb	7	vs. Florida Gulf Coast (12/14/25)
FG	9	vs. Santa Clara (12/6/25)
FGA	12	twice
3FG	1	six times
3FGA	4	vs. UT Arlington (11/8/25)
FT	12	vs. Alabama State (11/26/25)
FTA	14	vs. Alabama State (11/26/25)
Ast	6	twice
Blk	1	twice
Stl	3	three times
Min	30	vs. Florida Gulf Coast (12/14/25)

Career Highs NCAA

29	at North Alabama (1/27/24) ^{Queens}
11	twice
11	three times
20	twice
2	seven times
5	twice
12	twice
21	at Jacksonville (1/18/24) ^{Queens}
10	at Winthrop (12/5/23) ^{Queens}
2	three times
5	at Jacksonville (1/18/24) ^{Queens}
35	at Jacksonville (1/18/24) ^{Queens}

MW Career Highs

18	vs. San Diego State (2/22/25) ^{USU}
6	twice
6	twice
9	four times
2	at Colorado State (3/1/25) ^{USU}
2	twice
12	vs. San Diego State (2/22/25) ^{USU}
13	vs. San Diego State (2/22/25) ^{USU}
4	at UNLV (1/15/25) ^{USU}
1	twice
3	twice
30	at Boise State (2/26/25) ^{USU}

12.7 PPG | 3.8 RPG | 23.5 MPG | 3.1 APG

2025-26 GAME-BY-GAME

Opponent	MP	FG-A	3G-A	FT-A	O-D-T	PF	A	TO	BS	ST	TP
East Texas A&M*	24	2-8	0-1	2-5	1-5-6	1	2	3	0	0	6
UT Arlington*	27	3-9	1-4	8-8	1-3-4	2	2	3	0	3	15
UC Riverside					-INJ-						
at New Mexico State*	23	4-8	1-2	9-11	1-5-6	5	1	2	0	1	18
vs. Nebraska*	13	1-2	0-1	1-2	1-2-3	1	3	1	0	2	3
vs. Mississippi St	23	5-9	1-2	2-2	0-1-1	2	0	3	0	0	13
Alabama State*	24	3-4	0-0	12-14	0-3-3	2	5	4	0	1	18
NM Highlands*	22	2-4	1-3	1-2	0-1-1	1	6	2	0	3	6
Santa Clara*	26	9-12	1-3	3-3	0-3-3	3	6	2	1	3	22
at VCU*	22	5-12	1-3	3-4	0-4-4	4	2	1	1	1	14
Florida Gulf Coast*	30	3-8	0-3	6-8	2-5-7	4	4	2	0	1	12

* game started

SEASON NOTES

- Preseason All-Mountain West Team
- Had 12 points and seven rebounds vs. FGCU (Dec. 14)
- Scored 14 points at VCU (Dec. 10)
- Had 22 points (9-12 FG) and six assists vs. Santa Clara (Dec. 6)
- Had 18 points (12-14 FT) and five assists vs. Alabama State (Nov. 26)
- Had 13 points, including the go-ahead layup in the final minute, vs. Mississippi State (Nov. 21)
- Had 18 points and six rebounds at New Mexico State (Nov. 15)
- Had 15 points (8-8 FT) and three steals vs. UT Arlington (Nov. 8)
- Had six points and six rebounds in the season opener vs. East Texas A&M (Nov. 5)
- Had six points and four steals in the exhibition vs. Northern Arizona (Oct. 30)
- Scored six points in the exhibition at Washington State (Oct. 25)

	2025-26	CAREER	STREAK
Double-Doubles	-	3	-
Double Figure Scoring	7	46	3
20-Point Games	1	12	-
10-Rebound Games	-	2	-
10-Assist Games	-	1	-

CAREER STATISTICS

Year	G-GS	Min-Avg.	FG-FGA	Pct.	3FG-3FGA	Pct.	FT-FTA	Pct.	Off-Def.	Reb-Avg.	PF-DQ	Ast	TO	Blk	Stl	Pts-Avg
2020-21 %	33-5	140-4.2	54-103	.524	2-9	.222	35-51	.686	32-58	90-2.7	20-1	22	34	9	22	145-4.4
Conf	11-0	23-2.1	11-26	.423	0-2	.000	9-10	.900	11-26	37-3.4	4-0	5	12	1	9	31-2.8
2021-22 %	34-28	784-23.1	121-255	.475	15-38	.395	109-160	.681	33-139	172-5.1	104-4	113	97	18	44	366-10.8
Conf	12-7	284-23.7	37-93	.398	4-10	.400	40-70	.571	11-44	55-4.6	43-2	43	33	9	14	118-9.8
2022-23 #	32-28	907-28.3	187-388	.482	20-55	.364	150-200	.750	26-161	187-5.8	84-2	117	104	12	38	544-17.0
Conf	15-12	422-28.1	93-187	.497	11-30	.367	82-110	.745	10-85	95-6.3	43-1	50	49	4	14	279-18.6
2023-24 &	34-23	637-18.7	92-168	.548	13-30	.433	68-99	.687	24-62	86-2.5	57-0	58	37	4	30	265-7.8
Conf	20-19	385-19.3	66-109	.606	8-15	.533	43-66	.652	14-37	51-2.6	36-0	32	15	2	21	183-9.2
2025-26	10-9	235-23.5	37-76	.487	6-22	.273	47-59	.797	6-32	38-3.8	25-1	31	23	2	15	127-12.7
Conf	--	--	--	--	--	--	--	--	--	--	--	--	--	--	--	--
CAREER ^{NCAA}	76-60	1785-23.5	316-632	.500	39-107	.364	265-358	.740	56-255	311-4.1	166-3	206	164	18	83	936-12.3

% at Chipola; # at Queens; & at Utah State

Senior | Guard | 6-4 | 200 | Commerce, TX | Frenship HS [North Dakota State]



Season Highs

Pts	13	vs. UC Riverside (11/11/25)
Reb	6	vs. NM Highlands (12/1/25)
FG	5	vs. UC Riverside (11/11/25)
FGA	10	vs. UC Riverside (11/11/25)
3FG	3	twice
3FGA	7	vs. NM Highlands (12/1/25)
FT	2	vs. UC Riverside (11/11/25)
FTA	3	vs. UC Riverside (11/11/25)
Ast	2	vs. NM Highlands (12/1/25)
Blk	--	
Stl	2	twice
Min	24	vs. UC Riverside (11/11/25)

Career Highs

26	vs. South Dakota (3/7/25) ^{NDSU}
10	five times
9	at Eastern Washington (1/6/24) ^{NDSU}
15	vs. South Dakota (3/7/25) ^{NDSU}
5	twice
10	at New Mexico (11/26/22) ^{NDSU}
9	vs. South Dakota (3/7/25) ^{NDSU}
11	vs. South Dakota (3/7/25) ^{NDSU}
9	vs. Pacific (11/13/22) ^{NDSU}
2	three times
2	nine times
40	at Kansas City (1/11/24) ^{NDSU}

MW Career Highs

--
--
--
--
--
--
--
--
--
--
--
--
--
--

6.7 PPG | 2.7 RPG | 14.6 MPG |

2025-26 GAME-BY-GAME

Opponent	MP	FG-A	3G-A	FT-A	O-D-T	PF	A	TO	BS	ST	TP
East Texas A&M	13	4-5	3-3	0-0	0-2-2	1	0	1	0	0	11
UT Arlington	14	2-5	0-3	0-0	0-1-1	1	1	1	0	0	4
UC Riverside	24	5-10	1-5	2-3	0-5-5	1	0	0	0	2	13
at New Mexico State	6	0-1	0-1	0-0	0-0-0	1	1	1	0	0	0
vs. Nebraska	10	1-7	0-5	0-0	0-2-2	3	0	1	0	2	2
vs. Mississippi St					-DNP-						
Alabama State					-DNP-						
NM Highlands	21	3-8	3-7	1-2	1-5-6	2	2	1	0	1	10
Santa Clara					-DNP-						
at VCU					-DNP-						
Florida Gulf Coast					-DNP-						

* game started

SEASON NOTES

- Had 10 points and six rebounds vs. NM Highlands (Dec. 1)
- Had 13 points and five rebounds vs. UC Riverside (Nov. 11)
- Had four points vs. UT Arlington (Nov. 8)
- Scored 11 points (3-3 3FG) in the season opener vs. East Texas A&M (Nov. 5)
- Had three points in the exhibition vs. Northern Arizona (Oct. 30)
- Scored four points in the exhibition at Washington State (Oct. 25)

	2025-26	CAREER	STREAK
Double-Doubles	-	3	-
Double Figure Scoring	3	46	1
20-Point Games	-	4	-
10-Rebound Games	-	5	-

CAREER STATISTICS

Year	G-GS	Min-Avg.	FG-FGA	Pct.	3FG-3FGA	Pct.	FT-FTA	Pct.	Off-Def.	Reb-Avg.	PF-DQ	Ast	TO	Blk	Stl	Pts-Avg
2022-23 %	30-20	783-26.1	79-209	.378	46-128	.359	33-48	.688	14-86	100-3.3	56-0	53	43	4	17	237-7.9
Conf	16-9	427-26.7	33-87	.379	21-53	.396	18-25	.720	7-56	63-3.9	30-0	29	25	2	7	105-6.6
2023-24 %	31-19	778-25.1	89-206	.432	38-95	.400	45-57	.789	17-110	127-4.1	62-1	47	38	8	15	261-8.4
Conf	16-9	366-22.9	32-91	.352	11-41	.268	31-36	.861	5-55	60-3.8	39-0	27	17	4	8	106-6.6
2024-25 %	30-0	637-21.2	107-210	.510	33-90	.367	71-96	.740	34-101	135-4.5	48-1	38	36	7	8	318-10.6
Conf	16-0	377-23.6	65-123	.528	16-46	.348	35-53	.660	28-56	84-5.3	21-0	26	12	3	6	181-11.3
2025-26	6-0	88-14.6	15-36	.417	7-24	.292	3-5	.600	1-15	16-2.7	9-0	4	5	0	5	40-6.7
Conf	--	--	--	--	--	--	--	--	--	--	--	--	--	--	--	--
CAREER	97-39	2285-23.6	290-661	.439	124-337	.368	152-206	.738	66-312	378-3.9	175-2	142	122	19	45	856-8.8

% at North Dakota State



Season Highs

Pts	11	vs. UC Riverside (11/11/25)
Reb	7	at VCU (12/10/25)
FG	4	vs. UC Riverside (11/11/25)
FGA	7	vs. Florida Gulf Coast (12/14/25)
3FG	2	vs. Nebraska (11/20/25)
3FGA	3	vs. Florida Gulf Coast (12/14/25)
FT	6	vs. East Texas A&M (11/5/25)
FTA	8	vs. East Texas A&M (11/5/25)
Ast	6	twice
Blk	1	twice
Stl	3	vs. Florida Gulf Coast (12/14/25)
Min	33	vs. Florida Gulf Coast (12/14/25)

Career Highs

27	vs. Seattle Pacific (11/29/24) ^{PLN}
14	vs. Azusa Pacific (1/11/23) ^{PLN}
11	at Chaminade (1/27/23) ^{PLN}
21	at Chaminade (1/27/23) ^{PLN}
4	vs. Chaminade (1/25/23) ^{PLN}
7	vs. Chaminade (1/25/23) ^{PLN}
8	twice
12	at Florida Southern (11/3/24) ^{PLN}
10	twice
3	vs. Azusa Pacific (12/18/21) ^{PLN}
4	eight times
39	twice

MW Career Highs

--
--
--
--
--
--
--
--
--
--
--
--
--
--

5.0 PPG | 3.9 RPG | 21.9 MPG | 2.6 APG

2025-26 GAME-BY-GAME

Opponent	MP	FG-A	3G-A	FT-A	O-D-T	PF	A	TO	BS	ST	TP
East Texas A&M	23	0-2	0-0	6-8	1-3-4	1	1	2	0	2	6
UT Arlington	26	0-2	0-1	0-0	1-5-6	0	2	0	1	0	0
UC Riverside*	32	4-6	0-0	3-5	0-3-3	2	1	2	1	1	11
at New Mexico State	19	0-1	0-0	0-0	0-1-1	1	2	1	0	1	0
vs. Nebraska	21	2-2	2-2	2-2	1-3-4	0	3	2	0	0	8
vs. Mississippi St	22	1-3	1-3	2-3	2-4-6	2	3	0	0	0	5
Alabama State	16	2-3	0-0	2-3	2-0-2	2	1	0	0	0	6
NM Highlands	15	0-1	0-0	0-0	0-2-2	1	6	0	0	0	0
Santa Clara	15	2-2	0-0	2-2	2-2-4	1	2	0	0	1	6
at VCU	20	2-4	0-0	2-3	2-5-7	4	2	3	0	1	6
Florida Gulf Coast	33	2-7	0-3	3-3	2-2-4	4	6	3	0	3	7

* game started

SEASON NOTES

- Had seven points, six assists and three steals vs. FGCU (Dec. 14)
- Had six points and seven rebounds at VCU (Dec. 10)
- Had six points (2-2 FG) and four rebounds vs. Santa Clara (Dec. 6)
- Had six assists vs. NM Highlands (Dec. 1)
- Scored six points vs. Alabama State (Nov. 26)
- Had eight points (2-2 3FG) vs. Nebraska (Nov. 20)
- Scored 11 points (4-6 FG) in his first start as a Lobo vs. UC Riverside (Nov. 11)
- Had six rebounds vs. UT Arlington (Nov. 8)
- Had six points and four rebounds in the season opener vs. East Texas A&M (Nov. 5)
- Had two points and four assists in the exhibition vs. Northern Arizona (Oct. 30)
- Had seven points (5-5 FT), five rebounds, three assists and three steals in the exhibition at Washington State (Oct. 25)

	2025-26	CAREER	STREAK
Double-Doubles	-	6	-
Double Figure Scoring	1	55	-
20-Point Games	-	7	-
10-Rebound Games	-	6	-
10-Assist Games	-	2	-

CAREER STATISTICS

Year	G-GS	Min-Avg.	FG-FGA	Pct.	3FG-3FGA	Pct.	FT-FTA	Pct.	Off-Def.	Reb-Avg.	PF-DQ	Ast	TO	Blk	Stl	Pts-Avg
2020-21 %	11-11	307-27.9	32-67	.478	2-21	.095	25-33	.758	22-43	65-5.9	29-1	30	13	5	21	91-8.3
Conf	9-9	257-28.6	24-52	.462	1-18	.056	23-31	.742	14-37	51-5.7	25-1	28	8	3	19	72-8.0
2021-22 %	18-12	482-26.8	55-105	.524	9-24	.375	52-60	.867	23-71	94-5.2	46-0	59	44	7	31	171-9.5
Conf	7-4	199-28.4	28-46	.609	6-12	.500	23-26	.885	6-31	37-5.3	18-0	22	18	4	15	85-12.1
2022-23 %	29-29	877-30.2	133-252	.528	27-66	.409	50-74	.676	64-115	179-6.2	53-3	135	55	14	44	343-11.8
Conf	20-20	613-30.7	99-184	.538	20-45	.444	36-51	.706	50-79	129-6.5	32-1	101	33	9	32	254-12.7
2024-25 %	35-35	1073-30.7	162-341	.475	25-66	.379	112-155	.723	47-158	205-5.9	88-1	115	94	10	53	461-13.2
Conf	20-20	620-31.0	92-193	.477	15-34	.441	68-89	.764	32-96	128-6.4	46-1	59	52	6	25	267-13.4
2025-26	11-1	241-21.9	15-33	.455	3-9	.333	22-29	.759	13-30	43-3.9	19-0	29	13	2	9	55-5.0
Conf	--	--	--	--	--	--	--	--	--	--	--	--	--	--	--	--
CAREER	104-88	2986-28.7	397-798	.497	66-186	.355	261-351	.744	169-417	586-5.6	235-5	368	219	38	158	1121-10.8

Freshman | Guard | 5-11 | 165 | North Highlands, CA | Prescott HS {AZ}



Season Highs

Pts	15	vs. Santa Clara (12/6/25)
Reb	5	twice
FG	6	vs. Santa Clara (12/6/25)
FGA	15	vs. Nebraska (11/20/25)
3FG	3	twice
3FGA	8	vs. Nebraska (11/20/25)
FT	5	vs. Mississippi State (11/21/25)
FTA	6	vs. Mississippi State (11/21/25)
Ast	5	vs. East Texas A&M (11/5/25)
Blk	--	
Stl	3	three times
Min	31	vs. Santa Clara (12/6/25)

Career Highs

15	vs. Santa Clara (12/6/25)
5	twice
6	vs. Santa Clara (12/6/25)
15	vs. Nebraska (11/20/25)
3	twice
8	vs. Nebraska (11/20/25)
5	vs. Mississippi State (11/21/25)
6	vs. Mississippi State (11/21/25)
5	vs. East Texas A&M (11/5/25)
--	
3	three times
31	vs. Santa Clara (12/6/25)

MW Career Highs

--
--
--
--
--
--
--
--
--
--
--
--

10.9 PPG | 2.9 RPG | 25.8 MPG | 1.9 APG

2025-26 GAME-BY-GAME

Opponent	MP	FG-A	3G-A	FT-A	O-D-T	PF	A	TO	BS	ST	TP
East Texas A&M	24	5-11	2-3	2-4	0-2-2	0	5	1	0	3	14
UT Arlington	20	2-6	0-2	1-1	0-0-0	4	0	2	0	1	5
UC Riverside					-INJ-						
at New Mexico State	21	4-7	3-4	2-2	1-1-2	4	1	2	0	1	13
vs. Nebraska	30	4-15	1-8	1-1	1-3-4	5	2	2	0	3	10
vs. Mississippi St*	30	3-8	2-4	5-6	0-5-5	4	3	2	0	0	13
Alabama State	29	4-10	2-5	1-2	2-2-4	5	0	0	0	2	11
NM Highlands*	18	3-9	2-7	4-4	1-2-3	3	2	1	0	3	12
Santa Clara	31	6-11	3-5	0-0	0-1-1	4	3	0	0	1	15
at VCU	26	3-7	0-2	2-2	1-2-3	1	2	0	0	2	8
Florida Gulf Coast	29	3-7	0-4	2-2	2-3-5	4	1	3	0	1	8

* game started


SEASON NOTES

- Had 15 points and three assists vs. Santa Clara (Dec. 6)
- Scored 12 points vs. NM Highlands (Dec. 1)
- Had 11 points and four rebounds vs. Alabama State (Nov. 26)
- Had 13 points and five rebounds in first career start vs. Mississippi State (Nov. 21)
- Had 10 points and four rebounds vs. Nebraska (Nov. 20)
- Had 13 points (3-4 3FG) at New Mexico State (Nov. 15)
- Had 14 points, five assists and three steals in his collegiate debut vs. East Texas A&M (Nov. 5)
- Had three points and five rebounds in the exhibition vs. Northern Arizona (Oct. 30)
- Scored 11 points in the exhibition at Washington State (Oct. 25)

	2025-26	CAREER	STREAK
Double Figure Scoring	7	7	-

CAREER STATISTICS

Year	G-GS	Min-Avg.	FG-FGA	Pct.	3FG-3FGA	Pct.	FT-FTA	Pct.	Off-Def.	Reb-Avg.	PF-DQ	Ast	TO	Blk	Stl	Pts-Avg
2025-26	10-2	25.8	37-91	.407	15-44	.341	20-24	.833	8-21	29-2.9	34-2	19	13	0	17	109-10.9
Conf	--															
CAREER	10-2	25.8	37-91	.407	15-44	.341	20-24	.833	8-21	29-2.9	34-2	19	13	0	17	109-10.9



Season Highs

Pts	14	twice
Reb	7	twice
FG	6	vs. UC Riverside (11/11/25)
FGA	13	vs. Nebraska (11/20/25)
3FG	3	four times
3FGA	9	vs. Nebraska (11/20/25)
FT	4	vs. Santa Clara (12/6/25)
FTA	4	three times
Ast	1	three times
Blk	2	vs. UT Arlington (11/8/25)
Stl	2	vs. UT Arlington (11/8/25)
Min	30	three times

Career Highs NCAA

14	twice
7	twice
6	vs. UC Riverside (11/11/25)
13	vs. Nebraska (11/20/25)
3	four times
9	vs. Nebraska (11/20/25)
4	vs. Santa Clara (12/6/25)
4	three times
1	three times
2	vs. UT Arlington (11/8/25)
2	vs. UT Arlington (11/8/25)
30	three times

MW Career Highs

--	
--	
--	
--	
--	
--	
--	
--	
--	
--	
--	

10.7 PPG | 3.7 RPG | 25.9 MPG | 0.7 BPG

2025-26 GAME-BY-GAME

Opponent	MP	FG-A	3G-A	FT-A	O-D-T	PF	A	TO	BS	ST	TP
East Texas A&M*	21	4-10	1-6	0-0	1-2-3	2	0	1	1	0	9
UT Arlington*	24	2-3	1-2	2-3	0-1-1	2	0	1	2	2	7
UC Riverside*	30	6-11	2-4	0-0	1-3-4	1	1	0	1	0	14
at New Mexico State*	28	3-7	2-6	0-1	0-5-5	1	0	0	1	0	8
vs. Nebraska*	30	4-13	3-9	1-2	1-6-7	2	1	4	1	0	12
vs. Mississippi St*	29	5-11	2-5	0-0	2-3-5	1	0	0	0	0	12
Alabama State*	22	4-9	2-6	2-4	0-0-0	2	0	1	0	0	12
NM Highlands*	17	4-8	3-6	1-2	2-1-3	1	0	2	1	0	12
Santa Clara*	30	3-5	3-5	4-4	0-2-2	2	1	0	0	1	13
at VCU*	27	2-6	1-5	0-0	0-4-4	2	0	0	1	0	5
Florida Gulf Coast*	28	4-11	3-8	3-4	2-5-7	1	0	0	0	0	14

* game started

SEASON NOTES

- Had 14 points and seven rebounds vs. FGCU (Dec. 14)
- Had 13 points vs. Santa Clara (Dec. 6)
- Scored 12 points vs. NM Highlands (Dec. 1)
- Had 12 points vs. Alabama State (Nov. 26)
- Scored 12 points vs. Mississippi State (Nov. 21)
- Had 12 points and seven rebounds vs. Nebraska (Nov. 20)
- Had eight points and five rebounds at New Mexico State (Nov. 15)
- Had 14 points for first career double figure game vs. UC Riverside (Nov. 11)
- Had seven points, two blocks and two steals vs. UT Arlington (Nov. 8)
- Had nine points and three rebounds in the season opener vs. East Texas A&M (Nov. 5)
- Scored 20 points (5-11 3FG) in the exhibition vs. Northern Arizona (Oct. 30)
- Had 11 points and five rebounds in the exhibition at Washington State (Oct. 25)

	2025-26	CAREER	STREAK
Double Figure Scoring	7	7	1

CAREER STATISTICS

Year	G-GS	Min-Avg.	FG-FGA	Pct.	3FG-3FGA	Pct.	FT-FTA	Pct.	Off-Def.	Reb-Avg.	PF-DQ	Ast	TO	Blk	Stl	Pts-Avg
2022-23 %	4-0	19-4.8	1-8	.125	1-5	.200	0-0	.000	0-3	3-0.8	1-0	0	2	1	0	3-0.8
Conf	0-0	-	-	-	-	-	-	-	-	-	-	-	-	-	-	-
2023-24 %	7-0	37-5.3	5-21	.238	2-16	.125	0-0	.000	0-5	5-0.7	3-0	0	3	0	0	12-1.7
Conf	1-0	3-3.0	0-2	.000	0-2	.000	0-0	.000	0-1	1-1.0	0-0	0	0	0	0	0-0.0
2024-25 #	30-29	1073-35.8	204-431	.473	89-224	.397	88-106	.830	47-180	227-7.6	72-2	56	67	46	32	585-19.5
Conf	23-22	827-36.0	155-342	.453	70-177	.395	64-77	.831	32-141	173-7.5	58-1	47	60	34	26	444-19.3
2025-26	11-11	285-25.9	41-94	.436	23-62	.371	13-20	.650	9-32	41-3.7	17-0	3	9	8	3	118-10.7
Conf	--	--	--	--	--	--	--	--	--	--	--	--	--	--	--	--
CAREER ^{NCAA}	22-11	341-15.5	47-123	.382	26-83	.313	13-20	.650	9-40	49-2.2	21-0	3	14	9	3	133-6.0

% at Rutgers; # at Garden City CC



Season Highs

Pts	15	vs. UC Riverside (11/11/25)
Reb	6	at New Mexico State (11/15/25)
FG	7	vs. UC Riverside (11/11/25)
FGA	10	vs. UC Riverside (11/11/25)
3FG	2	twice
3FGA	5	at New Mexico State (11/15/25)
FT	6	at VCU (12/10/25)
FTA	6	at VCU (12/10/25)
Ast	6	vs. Nebraska (11/20/25)
Blk	1	twice
Stl	3	twice
Min	33	vs. Nebraska (11/20/25)

Career Highs

15	twice
7	three times
7	vs. UC Riverside (11/11/25)
10	twice
5	at UC Irvine (2/8/25) ^{UCSD}
8	at UC Irvine (2/8/25) ^{UCSD}
8	at Idaho (12/15/24) ^{UCSD}
8	twice
8	vs. CSUN (1/25/25) ^{UCSD}
2	three times
6	twice
34	three times

MW Career Highs

--
--
--
--
--
--
--
--
--
--
--
--

5.5 PPG | 3.0 RPG | 24.5 MPG | 3.4 APG

2025-26 GAME-BY-GAME

Opponent	MP	FG-A	3G-A	FT-A	O-D-T	PF	A	TO	BS	ST	TP
East Texas A&M*	21	1-3	0-0	1-2	0-1-1	2	3	0	0	3	3
UT Arlington*	22	1-5	1-1	3-4	2-2-4	3	5	1	0	3	6
UC Riverside*	31	7-10	0-0	1-2	0-4-4	3	5	2	1	2	15
at New Mexico State*	31	2-7	0-5	0-0	1-5-6	4	3	1	0	0	4
vs. Nebraska*	33	1-4	0-3	2-2	1-3-4	5	6	3	0	2	4
vs. Mississippi St*	25	1-4	0-1	4-4	1-1-2	1	3	2	0	2	6
Alabama State*	26	0-2	0-0	4-4	1-1-2	0	5	3	0	1	4
NM Highlands*	17	0-4	0-3	0-0	1-2-3	1	2	1	0	2	0
Santa Clara*	24	2-3	2-3	0-0	0-1-1	1	3	3	0	2	6
at VCU*	28	0-1	0-0	6-6	0-3-3	2	1	3	1	0	6
Florida Gulf Coast*	11	2-3	2-2	0-0	1-2-3	0	1	1	0	2	6

* game started

SEASON NOTES

- Scored six points (2-2 3FG) vs. FGCU (Dec. 14)
- Had six points (6-6 FT) at VCU (Dec. 10)
- Scored six points (2-3 3FG) vs. Santa Clara (Dec. 6)
- Had a season-high six assists vs. Nebraska (Nov. 20)
- Tied a career high with 15 points vs. UC Riverside (Nov. 11)
- Had six points, five assists and three steals vs. UT Arlington (Nov. 8)
- Had three points and three assists in the season opener vs. East Texas A&M (Nov. 5)
- Had eight points and five assists in the exhibition vs. Northern Arizona (Oct. 30)
- Had two points and four assists in the exhibition at Washington State (Oct. 25)

	2025-26	CAREER	STREAK
Double Figure Scoring	1	6	-

CAREER STATISTICS

Year	G-GS	Min-Avg.	FG-FGA	Pct.	3FG-3FGA	Pct.	FT-FTA	Pct.	Off-Def.	Reb-Avg.	PF-DQ	Ast	TO	Blk	Stl	Pts-Avg
2022-23 %	28-0	114-4.1	6-23	.261	1-9	.111	4-6	.667	0-11	11-0.4	16-0	3	7	2	6	17-0.6
Conf	11-0	37-3.4	2-6	.333	1-3	.333	0-0	.000	0-4	4-0.4	5-0	1	1	1	0	5-0.5
2023-24 %	31-0	329-10.6	16-54	.296	6-32	.188	8-12	.667	12-32	44-1.4	47-0	22	12	5	16	46-1.5
Conf	15-0	162-10.8	10-31	.323	3-18	.167	6-9	.667	4-12	16-1.1	23-0	13	3	2	8	29-1.9
2024-25 #	35-35	1016-29.0	64-143	.448	21-64	.328	48-64	.750	37-97	134-3.8	102-5	104	38	9	76	197-5.6
Conf	20-20	577-28.9	37-85	.435	18-45	.400	22-29	.759	22-52	74-3.7	61-2	67	21	7	47	114-5.7
2025-26	11-11	269-24.5	17-46	.370	5-18	.278	21-24	.875	8-25	33-3.0	22-1	37	20	2	19	60-5.5
Conf	--	--	--	--	--	--	--	--	--	--	--	--	--	--	--	--
CAREER	105-46	1724-16.4	103-266	.387	33-123	.268	81-106	.764	57-165	222-2.1	187-6	166	77	18	117	320-3.0

% at Saint Mary's; # at UCSD



Season Highs

Pts	19	vs. Mississippi State (11/21/25)
Reb	21	vs. Mississippi State (11/21/25)
FG	6	twice
FGA	11	twice
3FG	1	twice
3FGA	2	twice
FT	6	twice
FTA	8	twice
Ast	4	vs. Alabama State (11/26/25)
Blk	2	twice
Stl	3	vs. East Texas A&M (11/5/25)
Min	30	at New Mexico State (11/15/25)

Career Highs

Pts	19	vs. Mississippi State (11/21/25)
Reb	21	vs. Mississippi State (11/21/25)
FG	6	twice
FGA	11	twice
3FG	1	twice
3FGA	2	twice
FT	6	twice
FTA	8	twice
Ast	4	vs. Alabama State (11/26/25)
Blk	2	twice
Stl	3	vs. East Texas A&M (11/5/25)
Min	30	at New Mexico State (11/15/25)

MW Career Highs

Pts	--
Reb	--
FG	--
FGA	--
3FG	--
3FGA	--
FT	--
FTA	--
Ast	--
Blk	--
Stl	--
Min	--

10.9 PPG | 9.1 RPG | 24.4 MPG | 54% FG

2025-26 GAME-BY-GAME

Opponent	MP	FG-A	3G-A	FT-A	O-D-T	PF	A	TO	BS	ST	TP
East Texas A&M*	24	3-7	0-0	2-2	7-8-15	2	1	3	0	3	8
UT Arlington*	19	6-8	0-1	5-7	2-2-4	3	1	0	0	0	17
UC Riverside*	26	5-11	0-2	1-2	6-5-11	3	1	0	1	1	11
at New Mexico State*	30	4-9	0-1	3-3	5-8-13	2	1	3	0	1	11
vs. Nebraska*	27	5-6	1-1	0-2	3-4-7	1	1	2	0	1	11
vs. Mississippi St*	29	6-11	1-2	6-8	5-16-21	2	1	1	0	0	19
Alabama State*	29	2-5	0-0	1-5	1-6-7	4	4	0	2	1	5
NM Highlands					-INJ-						
Santa Clara*	27	5-8	0-1	6-8	2-8-10	2	2	2	2	1	16
at VCU*	22	3-5	0-0	5-6	1-2-3	3	1	4	0	0	11
Florida Gulf Coast*	12	0-2	0-0	0-0	0-0-0	1	0	0	0	0	0

* game started

SEASON NOTES

- Two-time MW Freshman of the Week (Nov. 24, Dec. 8)
- Hall of Fame Classic All-Tournament Team
- Had 16 points and 10 rebounds vs. Santa Clara (Dec. 6)
- Had 19 points and a UNM freshman record 21 rebounds vs. Mississippi State (Nov. 21)
- Scored 11 points (5-6 FG) vs. Nebraska (Nov. 20)
- Had double-double of 11 points and 13 rebounds at New Mexico State (Nov. 15)
- Had 11 points and 11 rebounds for his first career double-double vs. UC Riverside (Nov. 11)
- Scored 17 points vs. UT Arlington (Nov. 8)
- Had eight points and 15 rebounds in collegiate debut vs. East Texas A&M (Nov. 5)
- Had five points and seven rebounds in the exhibition vs. Northern Arizona (Oct. 30)
- Had four points and nine rebounds in the exhibition at Washington State (Oct. 25)

	2025-26	CAREER	STREAK
Double-Doubles	4	4	-
Double Figure Scoring	6	6	-
10 Rebound Games	5	5	-
20 Rebound Games	1	1	-

CAREER STATISTICS

Year	G-GS	Min-Avg.	FG-FGA	Pct.	3FG-3FGA	Pct.	FT-FTA	Pct.	Off-Def.	Reb-Avg.	PF-DQ	Ast	TO	Blk	Stl	Pts-Avg
2025-26	10-10	24.4	39-72	.542	2-8	.250	29-43	.674	32-59	91-9.1	23-0	13	15	5	8	109-10.9
Conf	--															
CAREER	10-10	24.4	39-72	.542	2-8	.250	29-43	.674	32-59	91-9.1	23-0	13	15	5	8	109-10.9



#23 JAKE HALL

Freshman | Guard | 6-4 | 200 | Carlsbad, CA | Carlsbad HS



Season Highs

Pts	24	twice
Reb	7	vs. Florida Gulf Coast (12/14/25)
FG	9	at VCU (12/10/25)
FGA	17	vs. Nebraska (11/20/25)
3FG	7	vs. Alabama State (11/26/25)
3FGA	15	vs. Nebraska (11/20/25)
FT	4	twice
FTA	5	vs. UC Riverside (11/11/25)
Ast	3	vs. UC Riverside (11/11/25)
Blk	1	vs. Santa Clara (12/6/25)
Stl	2	twice
Min	33	vs. UC Riverside (11/11/25)

Career Highs

Pts	24	twice
Reb	7	vs. Florida Gulf Coast (12/14/25)
FG	9	at VCU (12/10/25)
FGA	17	vs. Nebraska (11/20/25)
3FG	7	vs. Alabama State (11/26/25)
3FGA	15	vs. Nebraska (11/20/25)
FT	4	twice
FTA	5	vs. UC Riverside (11/11/25)
Ast	3	vs. UC Riverside (11/11/25)
Blk	1	vs. Santa Clara (12/6/25)
Stl	2	twice
Min	33	vs. UC Riverside (11/11/25)

MW Career Highs

Pts	--
Reb	--
FG	--
FGA	--
3FG	--
3FGA	--
FT	--
FTA	--
Ast	--
Blk	--
Stl	--
Min	--

14.2 PPG | 2.5 RPG | 26.4 MPG | 1.4 APG | 41% 3FG

2025-26 GAME-BY-GAME

Opponent	MP	FG-A	3G-A	FT-A	O-D-T	PF	A	TO	BS	ST	TP
East Texas A&M*	25	6-12	2-6	0-1	0-3-3	0	2	1	0	0	14
UT Arlington*	24	3-6	1-4	2-2	0-2-2	1	2	1	0	2	9
UC Riverside*	33	4-10	2-6	4-5	0-3-3	1	3	1	0	2	14
at New Mexico State*	26	3-6	1-3	0-0	1-0-1	1	1	1	0	0	7
vs. Nebraska*	28	7-17	6-15	0-0	0-3-3	1	2	1	0	1	20
vs. Mississippi St*	24	2-6	2-6	0-0	0-1-1	4	1	1	0	0	6
Alabama State*	31	7-12	7-12	3-3	0-0-0	0	1	1	0	0	24
NM Highlands*	16	6-9	5-8	4-4	3-1-4	1	1	0	0	0	21
Santa Clara*	23	2-8	0-4	1-2	0-2-2	1	0	2	1	0	5
at VCU*	32	9-15	5-7	1-1	1-0-1	4	1	1	0	0	24
Florida Gulf Coast*	28	5-14	2-10	0-0	2-5-7	1	1	1	0	1	12

* game started

SEASON NOTES

- Had 12 points and seven rebounds vs. FGCU (Dec. 14)
- Scored 24 points (9-15 FG, 5-7 3FG) at VCU (Dec. 10)
- Had 21 points (5-8 3FG) and four rebounds vs. NM Highlands (Dec. 1)
- Had 24 points (tying UNM freshman record with seven 3-pointers) vs. Alabama State (Nov. 26)
- Scored 20 points vs. Nebraska (Nov. 20)
- Had 14 points vs. UC Riverside (Nov. 11)
- Had nine points vs. UT Arlington (Nov. 8)
- Scored 14 points in his collegiate debut vs. East Texas A&M (Nov. 5)
- Had 12 points in the exhibition vs. Northern Arizona (Oct. 30)
- Scored 10 points in the exhibition at Washington State (Oct. 25)

	2025-26	CAREER	STREAK
Double Figure Scoring	7	7	2
20-point games	4	4	-

CAREER STATISTICS

Year	G-GS	Min-Avg.	FG-FGA	Pct.	3FG-3FGA	Pct.	FT-FTA	Pct.	Off-Def.	Reb-Avg.	PF-DQ	Ast	TO	Blk	Stl	Pts-Avg
2025-26	11-11	29.0-26.4	54-115	.470	33-81	.407	15-18	.833	7-20	27-2.5	15-0	15	11	1	6	15.6-14.2
Conf	--															
CAREER	11-11	29.0-26.4	54-115	.470	33-81	.407	15-18	.833	7-20	27-2.5	15-0	15	11	1	6	15.6-14.2



Season Highs

Pts	11	vs. NM Highlands (12/1/25)
Reb	1	three times
FG	3	vs. NM Highlands (12/1/25)
FGA	7	vs. NM Highlands (12/1/25)
3FG	3	vs. NM Highlands (12/1/25)
3FGA	7	vs. NM Highlands (12/1/25)
FT	2	twice
FTA	3	vs. NM Highlands (12/1/25)
Ast	3	vs. NM Highlands (12/1/25)
Blk	1	vs. NM Highlands (12/1/25)
Stl	--	
Min	15	vs. NM Highlands (12/1/25)

Career Highs

11	vs. NM Highlands (12/1/25)
1	three times
3	vs. NM Highlands (12/1/25)
7	vs. NM Highlands (12/1/25)
3	vs. NM Highlands (12/1/25)
7	vs. NM Highlands (12/1/25)
2	twice
3	vs. NM Highlands (12/1/25)
3	vs. NM Highlands (12/1/25)
1	vs. NM Highlands (12/1/25)
--	
15	vs. NM Highlands (12/1/25)

MW Career Highs

--
--
--
--
--
--
--
--
--
--
--
--

2.6 PPG | 0.6 RPG | 4.2 MPG | 0.8 APG

2025-26 GAME-BY-GAME

Opponent	MP	FG-A	3G-A	FT-A	O-D-T	PF	A	TO	BS	ST	TP
East Texas A&M	1	0-0	0-0	0-0	0-1-1	0	0	0	0	0	0
UT Arlington	2	0-1	0-1	0-0	0-0-0	0	0	0	0	0	0
UC Riverside					-DNP-						
at New Mexico State					-DNP-						
vs. Nebraska					-DNP-						
vs. Mississippi St					-DNP-						
Alabama State					-DNP-						
NM Highlands	15	3-7	3-7	2-3	0-1-1	1	3	0	1	0	11
Santa Clara	1	0-0	0-0	2-2	0-1-1	0	1	0	0	0	2
at VCU					-DNP-						
Florida Gulf Coast	3	0-2	0-2	0-0	0-0-0	1	0	0	0	0	0

* game started


SEASON NOTES

- Had two points and a rebound vs. Santa Clara (Dec. 6)
- Had 11 points (3-7 3FG) and three assists vs. NM Highlands (Dec. 1)
- Had a rebound in his collegiate debut vs. East Texas A&M (Nov. 5)

	2025-26	CAREER	STREAK
Double Figure Scoring	1	1	-

CAREER STATISTICS

Year	G-GS	Min-Avg.	FG-FGA	Pct.	3FG-3FGA	Pct.	FT-FTA	Pct.	Off-Def.	Reb-Avg.	PF-DQ	Ast	TO	Blk	Stl	Pts-Avg
2025-26	5-0	21-4.2	3-10	.300	3-10	.300	4-5	.800	0-3	3-0.6	2-0	4	0	1	0	13-2.6
Conf	--															
CAREER	5-0	21-4.2	3-10	.300	3-10	.300	4-5	.800	0-3	3-0.6	2-0	4	0	1	0	13-2.6



Season Highs

Pts	7	vs. NM Highlands (12/1/25)
Reb	5	vs. NM Highlands (12/1/25)
FG	2	three times
FGA	8	vs. NM Highlands (12/1/25)
3FG	1	three times
3FGA	5	vs. NM Highlands (12/1/25)
FT	6	vs. Florida Gulf Coast (12/14/25)
FTA	6	vs. Florida Gulf Coast (12/14/25)
Ast	1	twice
Blk	1	vs. NM Highlands (12/1/25)
Stl	1	twice
Min	22	vs. NM Highlands (12/1/25)

Career Highs

41	vs. Illinois-Springfield (2/10/24) ^{McKend}
11	at Maryville (2/23/23) ^{McKend}
15	vs. Illinois-Springfield (2/10/24) ^{McKend}
29	vs. Illinois-Springfield (2/10/24) ^{McKend}
6	vs. Illinois-Springfield (2/10/24) ^{McKend}
12	vs. Illinois-Springfield (2/10/24) ^{McKend}
8	vs. Northern Michigan (3/12/23) ^{McKend}
10	at Maryville (2/23/23) ^{McKend}
4	twice
2	three times
3	vs. Northern Michigan (3/12/23) ^{McKend}
51	vs. Illinois-Springfield (2/10/24) ^{McKend}

MW Career Highs

--
--
--
--
--
--
--
--
--
--
--
--
--
--

3.6 PPG | 1.1 RPG | 7.5 MPG | 0.3 APG

2025-26 GAME-BY-GAME

Opponent	MP	FG-A	3G-A	FT-A	O-D-T	PF	A	TO	BS	ST	TP
East Texas A&M	6	0-1	0-0	0-0	0-0-0	2	1	0	0	0	0
UT Arlington	7	2-6	1-3	0-0	0-1-1	1	0	0	0	1	5
UC Riverside	4	1-2	0-1	0-0	0-0-0	1	0	0	0	0	2
at New Mexico State	8	2-5	1-3	0-0	0-1-1	0	0	0	0	0	5
vs. Nebraska					-DNP-						
vs. Mississippi St					-DNP-						
Alabama State	4	1-3	0-1	0-0	2-0-2	1	0	1	0	1	2
NM Highlands	22	2-8	1-5	2-2	1-4-5	3	1	0	1	0	7
Santa Clara	1	1-1	0-0	0-0	0-0-0	0	0	0	0	0	2
at VCU					-DNP-						
Florida Gulf Coast	7	0-1	0-1	6-6	0-0-0	0	0	0	0	0	6

* game started

SEASON NOTES

- Scored six points (6-6 FT) vs. FGCU (Dec. 14)
- Had seven points and five rebounds vs. NM Highlands (Dec. 1)
- Had two points and two rebounds vs. Alabama State (Nov. 26)
- Had five points at New Mexico State (Nov. 15)
- Scored two points vs. UC Riverside (Nov. 11)
- Had five points vs. UT Arlington (Nov. 8)
- Had two points in the exhibition vs. Northern Arizona (Oct. 30)
- Scored six points in the exhibition at Washington State (Oct. 25)

	2025-26	CAREER	STREAK
Double-Doubles	-	2	-
Double Figure Scoring	-	57	-
20-Point Games	-	28	-
30-Point Games (40p)	-	4 (1)	-
10-Rebound Games	-	2	-

CAREER STATISTICS

Year	G-GS	Min-Avg.	FG-FGA	Pct.	3FG-3FGA	Pct.	FT-FTA	Pct.	Off-Def.	Reb-Avg.	PF-DQ	Ast	TO	Blk	Stl	Pts-Avg
2020-21 %	2-0	5-2.5	1-2	.500	0-1	.000	0-0	.000	1-0	1-0.5	2-0	0	1	0	0	2-1.0
Conf	2-0	5-2.5	1-2	.500	0-1	.000	0-0	.000	1-0	1-0.5	2-0	0	1	0	0	2-1.0
2021-22 %	12-0	109-9.1	19-49	.388	8-16	.500	9-12	.750	9-20	29-2.4	17-0	7	12	0	1	55-4.6
Conf	7-0	57-8.1	11-26	.423	6-10	.600	8-10	.800	5-12	17-2.4	11-0	5	3	0	1	36-5.1
2022-23 %	33-32	883-26.8	214-391	.547	50-113	.442	88-112	.786	40-124	164-5.0	77-1	40	84	7	21	566-17.2
Conf	20-19	522-26.1	115-226	.509	24-62	.387	57-76	.750	28-70	98-4.9	44-1	26	60	3	11	311-15.6
2023-24 %	28-28	940-33.6	233-437	.533	56-136	.412	81-102	.794	30-111	141-5.0	61-1	24	71	14	15	603-21.5
Conf	20-20	683-34.2	163-311	.524	46-102	.451	64-84	.762	25-79	104-5.2	45-1	13	56	9	9	436-21.8
2024-25 #	1-0	20-20.0	1-6	.167	1-1	1.000	0-0	.000	1-4	5-5.0	1-0	0	1	0	0	3-3.0
Conf	0-0															
2025-26	8-0	60-7.5	9-27	.333	3-14	.214	8-8	1.000	3-6	9-1.1	8-0	2	1	1	2	29-3.6
Conf	--															
CAREER	84-60	2018-24.0	477-912	.523	118-281	.420	186-234	.795	84-265	349-4.2	166-2	73	170	22	39	1258-15.0



Season Highs

Pts	11	vs. Santa Clara (12/6/25)
Reb	9	vs. NM Highlands (12/1/25)
FG	4	vs. Santa Clara (12/6/25)
FGA	8	vs. Mississippi State (11/21/25)
3FG	1	three times
3FGA	4	vs. UT Arlington (11/8/25)
FT	4	twice
FTA	6	vs. NM Highlands (12/1/25)
Ast	2	at VCU (12/10/25)
Blk	2	three times
Stl	1	vs. NM Highlands (12/1/25)
Min	20	vs. Florida Gulf Coast (12/14/25)

Career Highs

11	vs. Santa Clara (12/6/25)
9	vs. NM Highlands (12/1/25)
4	vs. Santa Clara (12/6/25)
8	vs. Mississippi State (11/21/25)
1	three times
4	vs. UT Arlington (11/8/25)
4	twice
6	vs. NM Highlands (12/1/25)
2	at VCU (12/10/25)
2	three times
1	vs. NM Highlands (12/1/25)
20	vs. Florida Gulf Coast (12/14/25)

MW Career Highs

--
--
--
--
--
--
--
--
--
--
--
--

5.2 PPG | 3.3 RPG | 11.0 MPG | 0.9 BPG | 58% FG

2025-26 GAME-BY-GAME

Opponent	MP	FG-A	3G-A	FT-A	O-D-T	PF	A	TO	BS	ST	TP
East Texas A&M	9	1-2	0-0	1-1	2-2-4	1	0	2	0	0	3
UT Arlington	9	2-6	1-4	0-0	0-2-2	4	0	3	1	0	5
UC Riverside	10	0-0	0-0	0-0	0-1-1	1	0	0	1	0	0
at New Mexico State	3	1-2	0-1	0-0	0-0-0	0	0	0	0	0	2
vs. Nebraska	8	1-1	0-0	0-0	0-1-1	1	0	0	1	0	2
vs. Mississippi St	11	2-8	0-3	0-1	1-1-2	1	0	0	0	0	4
Alabama State	5	1-1	1-1	0-0	0-0-0	0	0	0	0	0	3
NM Highlands	17	3-4	0-1	4-6	3-6-9	1	0	1	2	1	10
Santa Clara	12	4-4	0-0	3-3	4-2-6	1	0	0	1	0	11
at VCU	18	3-3	1-1	0-0	1-3-4	1	2	0	2	0	7
Florida Gulf Coast	20	3-5	0-1	4-4	4-3-7	1	0	2	2	0	10

* game started

SEASON NOTES

- Had 10 points and seven rebounds vs. FGCU (Dec. 14)
- Had seven points (3-3 FG) at VCU (Dec. 10)
- Scored a career high 11 points (4-4 FG, 3-3 FT), along with six rebounds vs. Santa Clara (Dec. 6)
- Had 10 points and nine rebounds vs. NM Highlands (Dec. 1)
- Scored three points vs. Alabama State (Nov. 26)
- Had four points vs. Mississippi State (Nov. 21)
- Scored five points vs. UT Arlington (Nov. 8)
- Had three points and four rebounds in season opener vs. East Texas A&M (Nov. 5)
- Had two rebounds and a block in the exhibition vs. Northern Arizona (Oct. 30)
- Had three points (1-1 3FG) and four rebounds in the exhibition at Washington State (Oct. 25)

	2025-26	CAREER	STREAK
Double Figure Scoring	3	3	1

CAREER STATISTICS

Year	G-GS	Min-Avg.	FG-FGA	Pct.	3FG-3FGA	Pct.	FT-FTA	Pct.	Off-Def.	Reb-Avg.	PF-DQ	Ast	TO	Blk	Stl	Pts-Avg
2024-25 %	9-0	21-2.3	3-5	.600	0-0	.000	0-0	.000	3-3	6-0.7	1-0	0	1	1	0	6-0.7
Conf	3-0	5-1.7	1-2	.500	0-0	.000	0-0	.000	0-0	0-0.0	0-0	0	0	0	0	2-0.7
2025-26	11-0	121-11.0	21-36	.583	3-12	.250	12-15	.800	15-21	36-3.3	12-0	2	8	10	1	57-5.2
Conf	--	--	--	--	--	--	--	--	--	--	--	--	--	--	--	--
CAREER	20-0	142-7.1	24-41	.585	3-12	.250	12-15	.800	18-24	42-2.1	13-0	2	9	11	1	63-3.2

% at Iowa State



Record	Overall	Home	Away	Neutral
ALL GAMES	9-2	7-0	1-1	1-1
CONFERENCE	0-0	0-0	0-0	0-0
NON-CONFERENCE	9-2	7-0	1-1	1-1

No.	Player	Total			3-Point			F-Throw			Rebounds			Other Stats													
		GP-GS	MIN	AVG	FG-FGA	FG%	3FG-3FGA	3FG%	FT-FTA	FT%	OFF	DEF	TOT	AVG	PF	DQ	A	A/G	TO	TO/G	A/TO	BLK/G	STL/G	PTS	AVG		
23	HALL, Jake	11-11	290:26	26.4	54-115	.470	33-81	.407	15-18	.833	7	20	27	2.5	15	0	15	1.36	11	1.00	1.36	1	0.09	6	0.55	156	14.2
1	ALBURY, Deyton	10-9	234:56	23.5	37-76	.487	6-22	.273	47-59	.797	6	32	38	3.8	25	1	31	3.10	23	2.30	1.35	2	0.20	15	1.50	127	12.7
4	TENETTE, Uriah	10-2	257:52	25.8	37-91	.407	15-44	.341	20-24	.833	8	21	29	2.9	34	2	19	1.90	13	1.30	1.46	0	0.00	17	1.70	109	10.9
10	BULJAN, Tomislav	10-10	243:58	24.4	39-72	.542	2-8	.250	29-43	.674	32	59	91	9.1	23	0	13	1.30	15	1.50	0.87	5	0.50	8	0.80	109	10.9
5	CHOL, Antonio	11-11	284:57	25.9	41-94	.436	23-62	.371	13-20	.650	9	32	41	3.7	17	0	3	0.27	9	0.82	0.33	8	0.73	3	0.27	118	10.7
2	MILLER, Tajavis	6-0	87:32	14.6	15-36	.417	7-24	.292	3-5	.600	1	15	16	2.7	9	0	4	0.67	5	0.83	0.80	0	0.00	5	0.83	40	6.7
8	HOWELL, Chris	11-11	269:11	24.5	17-46	.370	5-18	.278	21-24	.875	8	25	33	3.0	22	1	37	3.36	20	1.82	1.85	2	0.18	19	1.73	60	5.5
35	ROCK, JT	11-0	121:07	11.0	21-36	.583	3-12	.250	12-15	.800	15	21	36	3.3	12	0	2	0.18	8	0.73	0.25	10	0.91	1	0.09	57	5.2
3	HAUPT, Luke	11-1	240:39	21.9	15-33	.455	3-9	.333	22-29	.759	13	30	43	3.9	19	0	29	2.64	13	1.18	2.23	2	0.18	9	0.82	55	5.0
31	VICENTIC, Milos	8-0	59:54	7.5	9-27	.333	3-14	.214	8-8	1.000	3	6	9	1.1	8	0	2	0.25	1	0.13	2.00	1	0.13	2	0.25	29	3.6
29	PONS, Timeo	5-0	21:07	4.2	3-10	.300	3-10	.300	4-5	.800	0	3	3	0.6	2	0	4	0.80	0	0.00	4.00	1	0.20	0	0.00	13	2.6
0	PATTON JR., Kevin	9-0	88:21	9.8	9-24	.375	1-10	.100	4-7	.571	5	15	20	2.2	6	0	6	0.67	4	0.44	1.50	3	0.33	4	0.44	23	2.6
Total		11	2200		297-660	.450	104-314	.331	198-257	.770	119	296	415	37.7	192	4	165	15.00	130	11.82	1.27	35	3.18	89	8.09	896	81.5
Opponents		11	2200		256-642	.399	97-333	.291	149-206	.723	117	266	383	34.8	225	6	131	11.91	166	15.09	0.79	29	2.64	76	6.91	758	68.9

Team	1st	2nd	OT	TOT
New Mexico	389	507	0	896
Opponents	353	405	0	758



2025-26 New Mexico Men's Basketball
Team Game-by-Game
All games

Page 1/1
as of Dec 14, 2025

			Total		3-Pointers		Free throws		Rebounds											
Opponent	Date	Score		FG-FGA	PCT	3FG-3FGA	PCT	FT-FTA	PCT	OFF	DEF	TOT	AVG	PF	A	TO	BLK	STL	PTS	AVG
East Texas A&M	11/05/2025	76-54	W	27-63	.429	8-20	.400	14-23	.609	12	31	43	43.0	13	15	15	1	11	76	76.0
UT Arlington	11/08/2025	74-56	W	23-57	.404	6-26	.231	22-27	.815	9	21	30	36.5	24	15	12	4	14	74	75.0
UC Riverside	11/11/2025	82-68	W	33-63	.524	5-18	.278	11-17	.647	9	26	35	36.0	13	11	5	5	8	82	77.3
at New Mexico St.	11/15/2025	68-76	L	23-55	.418	8-28	.286	14-17	.824	9	27	36	36.0	19	10	13	1	4	68	75.0
vs Nebraska	11/20/2025	72-84	L	26-67	.388	13-44	.295	7-11	.636	8	28	36	36.0	19	18	16	2	11	72	74.4
vs Mississippi St.	11/21/2025	80-78	W	26-63	.413	9-27	.333	19-25	.760	13	33	46	37.7	17	11	10	0	2	80	75.3
Alabama St.	11/26/2025	93-87	W	27-54	.500	12-26	.462	27-38	.711	10	17	27	36.1	16	17	11	2	6	93	77.9
N.M. Highlands	12/01/2025	97-47	W	29-67	.433	19-50	.380	20-26	.769	15	35	50	37.9	17	26	9	8	12	97	80.3
Santa Clara	12/06/2025	98-71	W	34-57	.596	9-23	.391	21-24	.875	9	26	35	37.6	16	18	12	5	9	98	82.2
at VCU	12/10/2025	81-78	W	27-54	.500	8-18	.444	19-22	.864	9	24	33	37.1	21	11	14	5	4	81	82.1
FGCU	12/14/2025	75-59	W	22-60	.367	7-34	.206	24-27	.889	16	28	44	37.7	17	13	13	2	8	75	81.5
Total		896		297-660	.450	104-314	.331	198-257	.770	119	296	415	37.7	192	165	130	35	89	896	81.5
Opponents		758		256-642	.399	97-333	.291	149-206	.723	117	266	383	34.8	225	131	166	29	76	758	68.9

New Mexico Averages

Games Played	Points/game	FG Pct	3FG Pct	FT Pct	Rebounds/game	Assists/game	Turnovers/game	Assist/Turnover ratio	Steals/game	Blocks/game
11	81.5	45.0	33.1	77.0	37.7	15.0	11.8	1.3	8.1	3.2



2025-26 New Mexico Men's Basketball
Opponents Game-by-Game
All games

Page 1/1
as of Dec 14, 2025

				Total		3-Pointers		Free throws		Rebounds											
Opponent	Date	Score		FG-FGA	PCT	3FG-3FGA	PCT	FT-FTA	PCT	OFF	DEF	TOT	AVG	PF	A	TO	BLK	STL	PTS	AVG	
East Texas A&M	11/05/2025	76-54	W	21-62	.339	5-34	.147	7-11	.636	11	28	39	39.0	19	9	21	3	8	54	54.0	
UT Arlington	11/08/2025	74-56	W	18-51	.353	3-25	.120	17-24	.708	14	24	38	38.5	23	7	23	4	4	56	55.0	
UC Riverside	11/11/2025	82-68	W	21-51	.412	14-27	.519	12-13	.923	5	26	31	36.0	18	10	14	1	2	68	59.3	
at New Mexico St.	11/15/2025	68-76	L	23-56	.411	10-32	.313	20-26	.769	12	23	35	35.8	17	15	8	4	8	76	63.5	
vs Nebraska	11/20/2025	72-84	L	27-57	.474	13-35	.371	17-25	.680	5	33	38	36.2	16	20	18	0	6	84	67.6	
vs Mississippi St.	11/21/2025	80-78	W	31-68	.456	9-29	.310	7-13	.538	8	28	36	36.2	21	13	7	4	6	78	69.3	
Alabama St.	11/26/2025	93-87	W	29-56	.518	13-26	.500	16-20	.800	10	20	30	35.3	25	13	17	3	8	87	71.9	
N.M. Highlands	12/01/2025	97-47	W	16-53	.302	3-19	.158	12-20	.600	8	27	35	35.3	19	9	19	1	8	47	68.8	
Santa Clara	12/06/2025	98-71	W	26-69	.377	10-44	.227	9-12	.750	18	17	35	35.2	23	13	15	1	6	71	69.0	
at VCU	12/10/2025	81-78	W	24-62	.387	7-26	.269	23-28	.821	17	20	37	35.4	19	11	12	4	9	78	69.9	
FGCU	12/14/2025	75-59	W	20-57	.351	10-36	.278	9-14	.643	9	20	29	34.8	25	11	12	4	11	59	68.9	
Total		758		256-642	.399	97-333	.291	149-206	.723	117	266	383	34.8	225	131	166	29	76	758	68.9	
New Mexico		896		297-660	.450	104-314	.331	198-257	.770	119	296	415	37.7	192	165	130	35	89	896	81.5	

Opponents Averages

Games Played	Points/game	FG Pct	3FG Pct	FT Pct	Rebounds/game	Assists/game	Turnovers/game	Assist/Turnover ratio	Steals/game	Blocks/game
11	68.9	39.9	29.1	72.3	34.8	11.9	15.1	0.8	6.9	2.6



2025-26 New Mexico Men's Basketball
Points-rebounds-assists
All games

Opponent	Date	Score	0	1	2	3	4	5	8	10	23	29	31
East Texas A&M	11/05/2025	76-54	W	PATTON JR. 2-1-0	ALBURY, DEY 6-6-2	MILLER, TAJ 11-2-0	HAUPT, LUKE 6-4-1	TENETTE, UR 14-2-5	CHOL, ANTON 9-3-0	HOWELL, CHR 3-1-3	BULJAN, TOM 8-15-1	HALL, JAKE 14-3-2	VICENTIC, M 0-0-1
UT Arlington	11/08/2025	74-56	W	1-1-2	15-4-2	4-1-1	0-6-2	5-0-0	7-1-0	6-4-5	17-4-1	9-2-2	5-1-0
UC Riverside	11/11/2025	82-68	W	2-3-0	DNP	13-5-0	11-3-1	DNP	14-4-1	15-4-5	11-11-1	14-3-3	2-0-0
at New Mexico St.	11/15/2025	68-76	L	0-0-0	18-6-1	0-0-1	0-1-2	13-2-1	8-5-0	4-6-3	11-13-1	7-1-1	5-1-0
vs Nebraska	11/20/2025	72-84	L	DNP	3-3-3	2-2-0	8-4-3	10-4-2	12-7-1	4-4-6	11-7-1	20-3-2	DNP
vs Mississippi St.	11/21/2025	80-78	W	2-3-0	13-1-0	DNP	5-6-3	13-5-3	12-5-0	6-2-3	19-21-1	6-1-1	DNP
Alabama St.	11/26/2025	93-87	W	8-3-1	18-3-5	DNP	6-2-1	11-4-0	12-0-0	4-2-5	5-7-4	24-0-1	2-2-0
N.M. Highlands	12/01/2025	97-47	W	8-6-3	6-1-6	10-6-2	0-2-6	12-3-2	12-3-0	0-3-2	DNP	21-4-1	7-5-1
Santa Clara	12/06/2025	98-71	W	0-3-0	22-3-6	DNP	6-4-2	15-1-3	13-2-1	6-1-3	16-10-2	5-2-0	2-0-0
at VCU	12/10/2025	81-78	W	0-0-0	14-4-2	DNP	6-7-2	8-3-2	5-4-0	6-3-1	11-3-1	24-1-1	DNP
FGCU	12/14/2025	75-59	W	DNP	12-7-4	DNP	7-4-6	8-5-1	14-7-0	6-3-1	0-0-0	12-7-1	6-0-0

Opponent	Date	Score	35
East Texas A&M	11/05/2025	76-54	W
UT Arlington	11/08/2025	74-56	W
UC Riverside	11/11/2025	82-68	W
at New Mexico St.	11/15/2025	68-76	L
vs Nebraska	11/20/2025	72-84	L
vs Mississippi St.	11/21/2025	80-78	W
Alabama St.	11/26/2025	93-87	W
N.M. Highlands	12/01/2025	97-47	W
Santa Clara	12/06/2025	98-71	W
at VCU	12/10/2025	81-78	W
FGCU	12/14/2025	75-59	W



2025-26 New Mexico Men's Basketball Combined Team Statistics All games

Page 1/1
as of Dec 14, 2025

Game Records

Record	Overall	Home	Away	Neutral
ALL GAMES	9-2	7-0	1-1	1-1
CONFERENCE	0-0	0-0	0-0	0-0
NON-CONFERENCE	9-2	7-0	1-1	1-1

Score by Periods

Team	1st	2nd	OT	TOT
New Mexico	389	507	0	896
Opponents	353	405	0	758

Team Box Score

No.	Player				Total		3-Point		F-Throw		Rebounds													
		GP-GS	MIN	AVG	FG-FGA	FG%	3FG-3FGA	3FG%	FT-FTA	FT%	OFF	DEF	TOT	AVG	PF	DQ	A	TO	BLK	STL	PTS	AVG		
23	HALL, Jake	11-11	290:26	26.4	54-115	.470	33-81	.407	15-18	.833	7	20	27	2.5	15	0	15	11	1	6	156	14.2		
1	ALBURY, Deyton	10-9	234:56	23.5	37-76	.487	6-22	.273	47-59	.797	6	32	38	3.8	25	1	31	23	2	15	127	12.7		
4	TENETTE, Uriah	10-2	257:52	25.8	37-91	.407	15-44	.341	20-24	.833	8	21	29	2.9	34	2	19	13	0	17	109	10.9		
10	BULJAN, Tomislav	10-10	243:58	24.4	39-72	.542	2-8	.250	29-43	.674	32	59	91	9.1	23	0	13	15	5	8	109	10.9		
5	CHOL, Antonio	11-11	284:57	25.9	41-94	.436	23-62	.371	13-20	.650	9	32	41	3.7	17	0	3	9	8	3	118	10.7		
2	MILLER, Tajavis	6-0	87:32	14.6	15-36	.417	7-24	.292	3-5	.600	1	15	16	2.7	9	0	4	5	0	5	40	6.7		
8	HOWELL, Chris	11-11	269:11	24.5	17-46	.370	5-18	.278	21-24	.875	8	25	33	3.0	22	1	37	20	2	19	60	5.5		
35	ROCK, JT	11-0	121:07	11.0	21-36	.583	3-12	.250	12-15	.800	15	21	36	3.3	12	0	2	8	10	1	57	5.2		
3	HAUPT, Luke	11-1	240:39	21.9	15-33	.455	3-9	.333	22-29	.759	13	30	43	3.9	19	0	29	13	2	9	55	5.0		
31	VICENTIC, Milos	8-0	59:54	7.5	9-27	.333	3-14	.214	8-8	1.000	3	6	9	1.1	8	0	2	1	1	2	29	3.6		
29	PONS, Timeo	5-0	21:07	4.2	3-10	.300	3-10	.300	4-5	.800	0	3	3	0.6	2	0	4	0	1	0	13	2.6		
0	PATTON JR., Kevin	9-0	88:21	9.8	9-24	.375	1-10	.100	4-7	.571	5	15	20	2.2	6	0	6	4	3	4	23	2.6		
Team											12	17	29					8						
Total		11	2200		297-660	.450	104-314	.331	198-257	.770	119	296	415	37.7	192	4	165	130	35	89	896	81.5		
Opponents		11	2200		256-642	.399	97-333	.291	149-206	.723	117	266	383	34.8	225	6	131	166	29	76	758	68.9		

Team Statistics

	UNM	OPP
Scoring	896	758
Points per game	81.5	68.9
Scoring margin	+12.5	-
Field goals-att	297-660	256-642
Field goal pct	.450	.399
3 point fg-att	104-314	97-333
3-point FG pct	.331	.291
3-pt FG made per game	9.5	8.8
Free throws-att	198-257	149-206
Free throw pct	.770	.723
F-Throws made per game	18.0	13.5
Rebounds	415	383
Rebounds per game	37.7	34.8
Rebounding margin	+2.9	-
Assists	165	131
Assists per game	15.0	11.9
Turnovers	130	166
Turnovers per game	11.8	15.1
Turnover margin	+3.3	-
Assist/turnover ratio	1.3	0.8
Steals	89	76
Steals per game	8.1	6.9
Blocks	35	29
Blocks per game	3.2	2.6
Winning streak	6	-
Home win streak	7	-
Attendance	81937	15743
Home games-Avg/Game	7-11705	2-7872
Neutral site-Avg/Game	-	2-6011

Team Results

Date	Opponent		Score	Att.
11/05/2025	East Texas A&M	W	76-54	10726
11/08/2025	UT Arlington	W	74-56	11513
11/11/2025	UC Riverside	W	82-68	11689
11/15/2025	at New Mexico St.	L	68-76	8106
11/20/2025	vs Nebraska	L	72-84	5278
11/21/2025	vs Mississippi St.	W	80-78	6743
11/26/2025	Alabama St.	W	93-87	12027
12/01/2025	N.M. Highlands	W	97-47	10164
12/06/2025	Santa Clara	W	98-71	13614
12/10/2025	at VCU	W	81-78	7637
12/14/2025	FGCU	W	75-59	12204