



# GRAND CANYON MEN'S BASKETBALL

NCAA TOURNAMENT: 2021, 2023, 2024, 2025

## GAME 15

Saturday, Jan. 10 at 6 p.m.  
Global Credit Union Arena  
Phoenix, Ariz.



### SAN JOSÉ STATE SPARTANS

W-L CONF NET KENPOM  
5-10 0-4 247 225

HEAD COACH Tim Miles

AT SAN JOSÉ STATE

5th season | 58-90 (.392)

COACHING CAREER

29th season | 457-424 (.519)

PTS 18.9 Colby Garland

REB 7.6 Yaphé Moundi

AST 4.0 Colby Garland



### GRAND CANYON LOPES

W-L CONF NET KENPOM  
9-5 2-1 97 93

HEAD COACH Bryce Drew

AT GCU

6th season | 129-45 (.741)

COACHING CAREER

14th season | 293-153 (.657)

PTS 17.6 Jaden Henley

REB 8.9 Nana Owusu-Anane

AST 2.4 Henley, Owusu-Anane

## 2025-26 SCHEDULE

9-5 2-1 6-2 2-1 1-2

W-L MW H A N

Fri 10/10 At Baylor EXHIBITION L 79-74

Sat 10/25 USC EXHIBITION L 67-61

Mon 11/3 Purdue Fort Wayne AZ FS W 90-71

Fri 11/7 Youngstown State AZ FS L 90-81

Mon 11/10 Northern Illinois 3 W 88-59

Sat 11/15 At Saint Louis ESPN+ L 78-64

Fri 11/21 Northwestern State 3 W 85-72

Tue 11/25 vs Utah ACRISURE CBS SPORTS NETWORK W 68-58

Wed 11/26 vs Iowa ACRISURE CBS SPORTS NETWORK L 59-46

Tue 12/2 Stetson AZ FS W 67-45

Sat 12/6 vs Oklahoma State COLANGELO CBS SPORTS NETWORK L 84-78

Sat 12/13 Coastal Carolina 3 W 82-61

Sat 12/20 At Wyoming\* ILL. NETWORK W 82-70

Mon 12/22 IU Indy AZ FS W 91-78

Sat 1/3 Colorado State\* 3 FS L 70-60

Wed 1/7 At Boise State\* FS1 W 75-58

Sat 1/10 San José State\* 3 FS 6 p.m.

Tue 1/13 At New Mexico\* ILL. NETWORK 7 p.m.

Sat 1/17 Utah State\* FS1 12:30 p.m.

Wed 1/21 San Diego State\* FS1 9 p.m.

Sat 1/24 At Fresno State\* ILL. NETWORK 5:30 p.m. MST

Tue 1/27 At Nevada\* FS1 8:30 p.m. MST

Fri 1/30 Boise State\* FS1 7 p.m.

Tue 2/3 Air Force\* 3 7 p.m.

Sat 2/7 At UNLV\* FOX 2:30 p.m. MST

Wed 2/11 New Mexico\* FS1 8 p.m.

Sat 2/14 At San José State\* ILL. NETWORK 3 p.m. MST

Tue 2/17 At San Diego State\* CBS SPORTS NETWORK 8 p.m. MST

Sat 2/21 Wyoming\* 3 FS 6 p.m.

Wed 2/25 UNLV\* CBS SPORTS NETWORK 7 p.m.

Sat 2/28 At Utah State\* FS1 8 p.m.

Tue 3/3 At Air Force\* ILL. NETWORK 7 p.m.

Sat 3/7 Fresno State\* 3 6 p.m.

MW CHAMPIONSHIP | THOMAS & MACK CENTER, LAS VEGAS, NEV.

3/11-14 TBD TBA

## TV

3TV, Arizona's Family  
Sports Network

Daron Sutton play-by-play  
Dan Bickley analysis  
Kate Longworth reporter

## STREAM



TheMW.com/Watch  
MW mobile & TV app

## LISTEN



GCU Lopes.com/Listen  
GCU Lopes app | Varsity Network app  
Michael Potter play-by-play  
Paul Coro analysis

## STATS

GCU Lopes.com/Stats

## SERIES HISTORY

GCU record vs. San José State no previous meetings

Home / away / neutral -- / -- / --

Last meeting --

Streak --

## LAST GAME'S STARTERS

#5 Brian Moore Jr.	#10 Jaden Henley	#11 Caleb Shaw	#17 Efe Demirel	#31 Nana Owusu-Anane
G 16-2 / Gr.	G 16-2 / Sr.	G 16-6 / R-Jr.	C 17-1 / Fr.	F 16-8 / Gr.
7.9 PPG	17.6 PPG	8.7 PPG	7.6 PPG	9.9 PPG
2.5 RPG	4.8 RPG	3.7 RPG	5.2 RPG	8.9 RPG
2.3 APG	2.4 APG	1.2 APG	0.4 APG	2.4 APG
42.2% FG	47.4% FG	54.7% FG	63.2% FG	44.3% FG
33.3% 3P	23.6% 3P	43.2% 3P	-- 3P	32.6% 3P
65.1% FT	80.5% FT	69.2% FT	72.4% FT	69.7% FT

bold purple denotes team leader in category

## BY THE NUMBERS | WITH NCAA RANK

73.3	269	POINTS	>>	220	75.5
76.5	259	POINTS ALLOWED	>>	64	68.1
-3.2	284	MARGIN	>>	137	+7.4
44.2	250	FG PCT.	>>	217	44.8
48.7	347	FG PCT. DEFENSE	>>	108	42.2
35.9	78	3PT PCT.	<<	326	30.2
74.0	107	FT PCT.	>>	46	76.1
-1.4	284	REBOUND MARGIN	>>	56	+6.3
11.5	334	ASSISTS	>>	256	13.2
12.3	202	TURNOVERS	<<	209	12.4
6.3	258	STEALS	>>	226	6.6
2.0	338	BLOCKS	>>	262	2.9

## COMMUNICATIONS

GCU Lopes.com/MBBMedia

Josh Hauser

josh.hauser@gcu.edu

@gcu\_mbb

GCU LOPES app

## THIS GAME

>> GCU looks to bring its MW road success (2-0) back home.

>> The Lopes have won 38 of their last 41 home games and are 77-12 (.865) at home under Bryce Drew.

>> Bryce Drew and Tim Miles have met once previously, when Drew's Valparaiso team fell to Nebraska 50-48 on Nov. 15, 2012.

>> The Havocs return in full force for the first game with classes back in session since Dec. 2 (35 days).

## LAST TIME OUT

>> GCU handed Boise State its second-biggest home loss of the 16-season Leon Rice era by winning 75-58 Wednesday.

>> The Lopes outrebounded the Broncos 38-28. Boise State entered the game as a top-30 rebounding team (averaging +8.4).

>> Boise State narrowed the deficit to four points with 9:26 to play but the Lopes responded by scoring the next eight points.

## STORYLINES

>> GCU has played the fourth-toughest conference slate in the MW, per NCAA NET schedule strength. The Lopes are the only team with one of the five toughest schedules to post a winning record.

>> GCU ranks third in the MW in scoring defense (68.1) behind only Utah State and New Mexico. The Lopes have held their opponent to 70 or less points in seven of the last nine games.

>> GCU has held its opponents to 41.2% shooting in the last nine games. In 5+ seasons under Drew, GCU has held opponents to 40.2% shooting which is the nation's No. 5 mark in that span.

>> **Jaden Henley** was the first GCU player to earn MW Player of the Week honors (Dec. 23). He set a new career-high of 29 points on Dec. 22 in the same game he reached the 1,000-point milestone. He ranks fourth in the conference in scoring at 17.6 ppg.

>> GCU has outrebounded its opponent in six of the last seven games and ranks 56th nationally with a rebound margin of +6.3.

>> **Nana Owusu-Anane** is second in the Mountain West and ranks 40th nationally with 8.9 rebounds per game. He is closing in on the career 1,000-point mark, sitting at 974 points.

>> **Caleb Shaw** is off to a 19-of-44 start from 3 (43.2%). GCU is 7-1 when Shaw makes a 3 and 7-1 when he scores at least eight.

>> GCU has earned immediate respect in the MW, picked to finish fourth behind only San Diego State, Utah State, Boise State.

ACRISURE = Acrisure Classic (Acrisure Arena, Palm Desert, Calif.)

COLANGELO = Jerry Colangelo Classic (PHX Arena, Phoenix, Ariz.)

\* denotes MW game

home away/neutral

GCU LOPES.COM

<1>

#LOPESUP



#	NAME	POS	HT	WT	YR	HOMETOWN	HIGH SCHOOL / PREP SCHOOL	PREVIOUS TEAM(S)	🔊
1	Luke Shaw	G	6-3	185	Fr.	Phoenix, Ariz.	Valley Christian / Athletes in Action Prep		
2	Makaih Williams	G	6-2	190	Jr.	Long Beach, Calif.	Capistrano Valley Christian	UT Arlington ('23-24)	muh-KAI
3	Braylon Johnson	F	6-7	210	R-Fr.	Moon Township, Pa.	Pinnacle		BRAY-lin
5	Brian Moore Jr.	G	6-2	190	Gr.	Harlem, N.Y.	Kingston	NE Okla. A&M ('21-22) » Murray St. ('22-24) » Norfolk St. ('24-25)	
8	Dusty Stromer	G	6-6	195	Jr.	Sherman Oaks, Calif.	Notre Dame	Gonzaga ('23-25)	STRO-mer
9	Evan Boisdur	G	6-1	175	Fr.	Les Abymes, Guadeloupe		BCM Gravelines-Dunkerque	bwah-DUR
10	Jaden Henley	G	6-7	210	Sr.	Ontario, Calif.	Colony	Minnesota ('22-23) » DePaul ('23-24) » UNLV ('24-25)	
11	Caleb Shaw	G	6-6	215	R-Jr.	Phoenix, Ariz.	Valley Christian	Northern Colorado ('22-23)	
14	Dennis Evans	C	7-2	240	R-Fr.	Riverside, Calif.	Hillcrest	Louisville ('23-24)	
17	Efe Demirel	C	7-1	240	Fr.	Izmit, Turkey		Pinar Karşıyaka	EFF-ay DEM-i-rell
21	Jack Sawyer	F	6-8	230	So.	Aledo, Texas	Aledo	Abilene Christian ('24-25)	
22	Kaleb Smith	F	6-10	245	R-Jr.	Rancho Cucamonga, Calif.	Damien	UC Riverside ('22-25)	
23	Cole Pepe	G	6-4	190	Fr.	Scottsdale, Ariz.	Notre Dame Prep		PAPE
31	Nana Owusu-Anane	F	6-8	240	Gr.	Burlington, Ontario, Canada	Putnam Science Academy	Brown ('21-25)	NA-nuh o-WOO-soo uh-NON-ay
32	Wilhelm Breidenbach	F	6-10	235	Gr.	Rancho Santa Margarita, Calif.	Mater Dei	Nebraska ('21-23) » Washington ('23-25)	BRIDE-en-bahk

#### COACHING STAFF

Head coach	<b>Bryce Drew</b>	<i>Valparaiso (1998)</i>	<i>6th season</i>
Assistant coach	<b>Casey Shaw</b>	<i>Toledo (1998)</i>	<i>6th season</i>
Assistant coach	<b>Marc Rodgers</b>	<i>Central Washington (2018)</i>	<i>3rd season</i>
Assistant coach	<b>Matt Lottich</b> ( <i>LOTT-ick</i> )	<i>Stanford (2004)</i>	<i>1st season</i>
Assistant coach	<b>Kam Murrell</b> ( <i>murr-ELL</i> )	<i>St. Thomas Aquinas (2019)</i>	<i>1st season</i>
Assistant coach	<b>Jordan McCabe</b>	<i>UNLV (2023)</i>	<i>1st season</i>

#### SUPPORT STAFF

Chief of staff	<b>Derrick Wrobel</b>	<i>Arizona State</i>	<i>1st season</i>
Strength & conditioning coach	<b>Jordan Jackson</b>	<i>CSUN</i>	<i>6th season</i>
Athletic trainer	<b>Frank Adams</b>	<i>Florida Southern College</i>	<i>1st season</i>
Graduate assistant	<b>Matt Harvey</b>	<i>Grand Canyon</i>	<i>5th season</i>
Graduate assistant	<b>Isaac Demosthenes</b> ( <i>dee-MOSS-tih-nees</i> )	<i>Grand Canyon</i>	<i>4th season</i>
Player development specialist	<b>Jason Amador</b>	<i>Saint Katherine</i>	<i>1st season</i>

## ABOUT THESE NOTES

Short on time? Become a GCU men's basketball expert by just reading **the front page and back page.** Ready to dig deeper? Here's more >>

Roster	2	Around the MW	16	Record when	20	
Recent games	4	Coaching staff	17	Highs and lows	20	Game capsules 47
About SJSU	5	Arena	18	Last time	21	Quick sheet 50
Notes	6	Havocs	18	Stat reports	26	
Numbers	13	Coach notes	19	Player bios	32	



**LUKE  
SHAW**

G • 6-3 • 185 • Fr.  
Phoenix, Ariz.



**MAKAIH  
WILLIAMS**

G • 6-2 • 190 • Jr.  
Long Beach, Calif.



**BRAYLON  
JOHNSON**

F • 6-7 • 210 • R-Fr.  
Moon Township, Penn.



**BRIAN  
MOORE JR.**

G • 6-2 • 190 • Gr.  
Harlem, N.Y.



**DUSTY  
STROMER**

G • 6-6 • 195 • Jr.  
Sherman Oaks, Calif.



**EVAN  
BOISDU**

G • 6-1 • 175 • Fr.  
Les Abymes, Guadeloupe



**JADEN  
HENLEY**

G • 6-7 • 210 • Sr.  
Ontario, Calif.



**CALEB  
SHAW**

G • 6-6 • 215 • R-Jr.  
Phoenix, Ariz.



**DENNIS  
EVANS**

C • 7-2 • 240 • R-Fr.  
Riverside, Calif.



**EFE  
DEMIREL**

C • 7-1 • 240 • Fr.  
Izmit, Turkey



**JACK  
SAWYER**

F • 6-8 • 230 • So.  
Aledo, Texas



**KALEB  
SMITH**

F • 6-10 • 245 • R-Jr.  
Rancho Cucamonga, Calif.



**COLE  
PEPE**

G • 6-4 • 190 • Fr.  
Scottsdale, Ariz.



**NANA  
OWUSU-ANANE**

F • 6-8 • 240 • Gr.  
Burlington, Ontario, Canada



**WILHELM  
BREIDENBACH**

F • 6-10 • 235 • Gr.  
Rancho Santa Margarita, Calif.

**COACHING STAFF**



**BRYCE  
DREW**

Head coach  
6th season



**CASEY  
SHAW**

Assistant coach  
6th season



**MARC  
RODGERS**

Assistant coach  
3rd season




**MATT  
LOTTICH**

Assistant coach  
1st season



**KAM  
MURRELL**

Assistant coach  
1st season



**JORDAN  
McCABE**

Assistant coach  
1st season



WEDNESDAY, JAN. 7 | AWAY



BOISE STATE

58

VS

GRAND CANYON

75



[QUOTED]

GCU HEAD COACH BRYCE DREW

"That was a different level of physicality right there. I'm so proud of our guys for how they responded. We had guys play a lot of minutes. There was a lot of physical toll in that game. Man, what a blessing for those guys to play like they did and close out the past five minutes.

"Efe did a great job finishing strong. He scored our first eight points of the game, and those were really big to give us some confidence and give us some trust in each other that if we move the ball, we can score."

FRESHMAN CENTER EFE DEMIREL

"After the last game, I was thinking that I need to be more useful for my teammates. I'm trying to open the space and finish the ball. With the guards, they are trying to look at me. They are trying to find me. The pick-and-roll was the best, for sure."

BOISE STATE HEAD COACH LEON RICE

"They beat us in every facet of the game. They were aggressive. They were tougher. They took the punch to us all night long. That team did whatever they wanted."



Official Basketball Box Score - Final  
Grand Canyon at Boise St.  
01/07/26 ExtraMile Arena, Boise  
2025-26 Men's Basketball

Game Time: 9:00 PM  
Game Duration: 2:09  
Attendance: 8,806

Officials: Randy Richardson, Mark Riggs, Amy Bonner

Grand Canyon - 75

Record: 9-5 (2-1)

NO.	Name	Min	FG	3P	FT	Rebounds	Fouls	TP	AS	TO	ST	Blocks	BA	+
			M/A	M/A	M/A	OR DR TOT	PF FD					BS	BA	
31	Nana Owusu-Anane	F 37:41	3-7	2-4	0-0	1 7 8	2 1 8	2	0	2	2	0	15	
17	Efe Demirel	C 27:36	6-10	0-0	1-1	3 5 8	3 4 13	0	3	0	2	0	25	
5	Brian Moore Jr.	G 21:19	1-2	0-0	0-0	0 2 2	3 0 2	3	0	0	0	1	15	
10	Jaden Henley	G 32:31	9-15	0-3	4-6	2 4 6	0 6 22	3	1	1	0	0	23	
11	Caleb Shaw	G 25:57	4-7	2-4	0-1	0 4 4	3 1 10	3	3	0	0	0	27	
32	Wilhelm Breidenbach	G 12:24	0-3	0-3	0-0	1 0 1	4 0 0	0	2	1	0	0	-8	
2	Makiah Williams	G 24:02	6-12	2-5	2-2	0 2 2	2 2 16	0	1	3	1	0	0	
8	Dusty Stromer	G 16:11	1-4	0-2	2-2	1 2 3	1 1 4	0	1	1	0	0	-14	
22	Kaleb Smith	G 02:19	0-0	0-0	0-0	0 0 0	1 0 0	0	0	0	1	0	2	
Team						2 4 0	0 0 0	0	0	0	0	0		
Totals			30-60	6-21	9-12	10 28 38	19 15 75	11	12	8	6	2	17	

Major Fouls: Williams (F) 2 2nd 14:42 Breidenbach (TF) 2 2nd 13:25

Shooting By Period		
1st	2nd	3rd
FG%	15-37	40.5%
3PT%	2-13	15.4%
FT%	5-6	83.3%
2nd FG%	15-23	65.2%
3PT%	4-8	50.0%
FT%	4-6	66.7%
GM FG%	30-60	50.0%
3PT%	6-21	28.6%
FT%	9-12	75.0%

Dead Ball Rebounds: 1, 0

Boise St. - 58

Record: 9-6 (1-3)

NO.	Name	Min	FG	3P	FT	Rebounds	Fouls	TP	AS	TO	ST	Blocks	BA	+/-
			M/A	M/A	M/A	OR DR TOT	PF FD					BS	BA	
13	Andrew Meadow	F 32:46	2-2	0-0	5-7	1 1 2	1 4	9	0	1	1	0	0	-3
22	Javan Buchanan	F 33:03	5-12	1-5	7-10	0 3 3	1 7 18	0	2	0	0	0	0	-7
9	Dominic Parolin	C 17:58	0-3	0-2	2-2	1 1 2	1 1 1	2	1	0	1	1	0	-7
1	Aginaldo Neto	G 33:29	2-6	0-2	2-2	0 1 1	1 1 6	2	5	2	0	1	0	-11
4	Dylan Andrews	G 21:11	0-4	0-2	4-4	0 4 4	1 4 4	4	0	0	0	0	0	-30
6	Pearson Carmichael	G 23:48	3-8	1-4	0-0	1 4 5	4 0 7	2	3	0	0	1	0	-4
20	Drew Fielder	G 19:37	4-9	2-2	0-0	1 2 3	3 0 10	1	0	0	1	2	10	
16	Spencer Ahrens	G 09:22	1-5	0-2	0-0	2 1 3	2 1 2	0	2	0	0	0	0	-11
5	RJ Keene	G 06:21	0-0	0-0	0-0	1 2 3	1 0 0	0	1	0	0	0	0	-11
3	Bhan Buom	G 00:50	0-0	0-0	0-0	0 0 0	1 0 0	0	0	0	0	0	0	0
30	Ethan Lathan	G 01:35	0-0	0-0	0-0	0 0 0	0 0 0	0	0	0	0	0	0	-1
Team						0 2 2	0 0	0	0	0	0	0		
Totals			17-49	4-19	20-25	7 21 28	16 18 58	6	14	4	2	6		-17

Major Fouls: Fielder (TF) 2 2nd 13:25

GCU		BOI	
Biggest lead	18 (2nd 16:27)	4 (1st 7:00)	
Best Scoring Run	10 (2nd 18:43)	9 (1st 14:19)	
Lead Changes	6		
Times Tied	3		
Time with Lead	33:15	05:40	

Points from		GCU		BOI	
Turnovers	15	12			
Paint	36	24			
Second Chance	6	5			
Fast Breaks	10	11			
Bench	20	19			

Shooting By Period		
1st	2nd	3rd
FG%	7-25	28.0%
3PT%	2-8	25.0%
FT%	11-12	91.7%
2nd FG%	10-24	41.7%
3PT%	2-11	18.2%
FT%	9-13	69.2%
GM FG%	17-49	34.7%
3PT%	4-19	21.1%
FT%	20-25	80.0%

Dead Ball Rebounds: 1, 1

SATURDAY, JAN. 3 | HOME



COLORADO STATE

70

VS

GRAND CANYON

60



[QUOTED]

GCU HEAD COACH BRYCE DREW

"We thought we found our identity before this 10-day break on both ends. Our defense was much tougher. We rebounded tougher. We were sharing the ball and executing. All those things that we were finally doing what we are supposed to do, we dropped the ball on all of those tonight. That was really upsetting to watch. Us not making the extra pass. Us not hitting the boxout. Us not being tough on defense to get through screens. Things that we have done really well before, we did not do well. It's just not good enough when you play teams in this league.

"I didn't like our togetherness out there. It was really good before the break. It just wasn't there tonight. Really, really disappointing. Conference home opener. In front of our home crowd, to not play that physical and not have the desperation that you need to in conference games was really alarming.

"We've got to be tougher and have a better winning mentality. We've got to pick each other up better. We were doing all three of those. We've got to get back to it."



Official Basketball Box Score - Final  
Colorado St. at Grand Canyon  
01/03/26 Global Credit Union Arena, Phoenix  
2025-26 Men's Basketball

Game Time: 6:00 PM  
Game Duration: 2:06  
Attendance: 7,332

Officials: Alfred Smith, Daryl Gellinas, Kristyne Esparza

Colorado St. - 70

Record: 10-4 (1-2)

NO.	Name	Min	FG	3P	FT	Rebounds	Fouls	TP	AS	TO	ST	Blocks	BA	+
			M/A	M/A	M/A	OR DR TOT	PF FD					BS	BA	
0	Carey Booth	F 33:46	5-11	3-6	6-6	2 10 12	1 3 19	1	2	0	1	2	9	
11	Augustinas Kiudulas	F 29:17	5-7	2-4	3-6	1 1 2	2 7 15	2	1	0	0	0	9	
55	Jevin Muniz	F 31:58	5-8	1-3	3-5	0 6 6	2 6 14	2	1	3	1	1	13	
1	Josh Pascarella	G 26:41	1-5	0-3	2-2	2 2 4	4 2 4	4	1	0	1	0	0	
2	Brandon Rechsteiner	G 30:50	5-14	3-8	1-2	1 1 2	0 1 14	4	2	2	0	0	14	
4	Jase Butler	G 26:47	1-3	0-1	2-4	2 3 5	2 2 4	0	0	0	0	0	3	
23	Nikola Djapa	G 10:43	0-2	0-0	0-0	2 0 2	1 0 0	0	2	2	0	0	1	
8	Jojo McIver	G 05:26	0-0	0-0	0-0	1 0 1	2 0 0	0	0	2	0	0	2	
5	Jon Mekonnen	G 04:32	0-1	0-1	0-0	0 0 0	2 0 0	0	0	1	0	0	-1	
Team						2 3 5	0 0 0	0	0	2	0	0		
Totals			22-51	9-26	17-25	13 26 39	17 22 70	12	13	6	2	4	10	

Major Fouls: NONE

Shooting By Period		
1st	2nd	3rd
FG%	12-28	42.9%
3PT%	5-16	31.3%
FT%	6-7	85.7%
2nd FG%	10-23	43.5%
3PT%	4-10	40.0%
FT%	11-18	61.1%
GM FG%	22-51	43.1%
3PT%	9-26	34.6%
FT%	17-25	68.0%

Dead Ball Rebounds: 4, 0

Grand Canyon - 60

Record: 8-5 (1-1)

NO.	Name	Min	FG	3P	FT	Rebounds	Fouls	TP	AS	TO	ST	Blocks	BA	+
			M/A	M/A	M/A	OR DR TOT	PF FD					BS	BA	
31	Nana Owusu-Anane	F 37:06	5-9	2-5	1-3	2 5 7	4 4 13	3	2	2	2	0	1	
17	Efe Demirel	C 15:07	1-1	0-0	0-0	1 3 4	4 1 2	0	0	1	0	0	-8	
5	Brian Moore Jr.	G 22:58	1-5	0-0	0-0	0 0 0	1 0 2	3	1	0	0	1	10	
10	Jaden Henley	G 32:51	4-13	2-7	2-3	1 3 4	2 3 12	4	3	1	1	0	-4	
11	Caleb Shaw	G 19:09	1-4	0-2	0-0	1 3 4	0 0 2	0	1	0	0	0	-12	
32	Wilhelm Breidenbach	G 07:06	0-1	0-1	0-0	1 0 1	3 1 0	0	1	0	0	0	-11	
2	Makiah Williams	G 24:16	7-15	3-9	5-7	2 2 4	4 8 22	1	2	1	0	0	-5	
8	Dusty Stromer	G 26:51	2-6	1-4	0-0	0 0 0	4 0 5	0	0	1	1	0	-3	
22	Kaleb Smith	G 01:36	0-0	0-0	0-0	0 0 0	0 0 0	0	0	0	0	0	-7	
14	Dennis Evans	G 13:00	1-2	0-0	0-0	1 3 4	0 0 2	0	0	0	1	0	9	
Team						1 0 1	0 0 0	0	0	0	0	0		
Totals			22-56	8-28	8-13	10 19 29	22 17 60	11	10	6	4	2	-10	

Major Fouls: NONE

Shooting By Period		
1st	2nd	3rd
FG%	10-23	43.5%
3PT%	3-7	42.9%
FT%	6-10	60%
2nd FG%	12-33	36.4%
3PT%	5-21	23.8%
FT%	2-3	66.7%
GM FG%	22-56	39.3%
3PT%	8-28	28.6%
FT%	8-13	61.5%

Dead Ball Rebounds: 3, 1

CSU		GCU	
Biggest lead	25 (2nd 12:38)	1 (1st 16:17)	
Best Scoring Run	16 (2nd 12:38)	6 (2nd 6:40)	
Lead Changes	2		
Times Tied	2		
Time with Lead	37:55	00:24	

Points from		CSU		GCU	
Turnovers	12	13			
Paint	24	24			
Second Chance	9	13			
Fast Breaks	12	6			
Bench	4	29			

Shooting By Period		
1 <sup>st</sup>	FG%	10-23 43.5%
	3PT%	3-7 42.9%
	FT%	6-10 60%
2 <sup>nd</sup>	FG%	12-33 36.4%
	3PT%	5-21 23.8%
	FT%	2-3 66.7%
GM	FG%	22-56 39.3%
	3PT%	8-28 28.6%
	FT%	8-13 61.5%

## SUMMED UP

MW placing	t-5th
Current streak	W-1
Longest win streak	3 games, 12/13 - 12/22
Longest losing streak	1 game, 5 times, last: 1/3
Last 5	4-1
Last 10	7-3
In weekend games (Fri/Sat/Sun)	3-4
In weekday games (Mon-Thu)	6-1

## QUICK FACTS

### ATHLETIC COMMUNICATIONS



Primary contact Josh Hauser  
Email [josh.hauser@gcu.edu](mailto:josh.hauser@gcu.edu)

### UNIVERSITY INFORMATION

School	Grand Canyon University
Location	Phoenix, Ariz.
Founded	1949
Enrollment (Phoenix campus)	25,000
President	Brian Mueller
VP of Athletics	Jamie Boggs
Affiliation	NCAA Division I
Nickname	Lopes
Mascot	Thunder
Colors	Purple, Black & White
Conference	Mountain West Conference
Athletics website	<a href="http://www.GCULopes.com">www.GCULopes.com</a>

### PROGRAM HISTORY

First year	1949-50
All-time record	1,329-802 (.624)
Division I era	266-134 (.665)
WAC	130-58 (.691)
MW	2-1 (.667)
Regular-season conference titles (D-I)	2 ('21, '24)
Tournament conference titles (D-I)	4 ('21, '23, '24, '25)
National championships (NAIA)	3

## SCOUTING THE SPARTANS

### 2025-26 NOTES

Record	5-10 (0-4)
Home	4-4
Away	0-5
Neutral	1-1
NET / KenPom	#247 / #225

### 2024-25 NOTES

Record	15-20 (7-13)
Regular-season conference seeding	8th of 11
Postseason	NIT (0-1)
NET / KenPom	#177 / #169

### SCHOOL NOTES

Location	San Jose, Calif.
Conference	Mountain West Conference
Enrollment	40,042

### COACH NOTES

Head coach	Tim Miles
Season	5th at SJSU
Record at school	58-90 (.392)
Career record	457-424 (.519)

## AT-A-GLANCE

- » San José State is searching for its first conference victory. The Spartans had a difficult draw to open MW play with games at New Mexico, home against San Diego State and at Utah State. The closest was a 13-point home loss to the Aztecs on Dec. 30.
- » SJSU's last win came on Dec. 9 vs. Long Beach State.
- » The Spartans have four wins against D-I foes: Nov. 21 vs. Southern, Nov. 26 vs. Loyola Chicago (Acrisure), Dec. 5 vs. San Diego and Dec. 9 vs. Long Beach State.
- » Colby Garland, a Longwood transfer, leads the Spartans and ranks No. 2 in the MW in scoring at 18.9 ppg.
- » Tim Miles is in his fifth season at San José State and has a lengthy coaching resume, including stops as head coach at North Dakota State (2001-07), Colorado State (2007-12) and Nebraska (2012-19). He was named MW Coach of the Year in 2022-23 for guiding SJSU to a 21-14 record.
- » San José State shoots well from 3-point distance, ranking No. 78 nationally with a percentage of 35.8.

## LAST TIME OUT

- » San José State dropped a Tuesday night home game to Fresno State 70-55.
- » Melvin Bell Jr. recorded a career-high 16 points to go along with six rebounds and three assists. Bell scored in double figures for the fourth game in a row.
- » San José State cut a 21-point deficit down to single digits behind a 12-0 run in the second half but were unable to draw closer.
- » The Bulldogs out-shot the Spartans 51.9% to 38.2% from the field but won the turnover battle 16-11.

## SERIES HISTORY



RECORD	STREAK	H	A	N
--------	--------	---	---	---

-- -- -- -- --

LATEST MATCHUP	FIRST MATCHUP
----------------	---------------

-- --

## MEASURED

» Longest GCU streak	--
» Largest GCU win	--
» Largest SJSU win	--
» Bryce Drew vs. SJSU	--
» Tim Miles vs. GCU	--
» Bryce Drew vs. Tim Miles	0-1

## LAST MEETING

» no previous meetings

## LAST FIVE MEETINGS

Date	Location	Score
------	----------	-------

## » TOURNEY REGULARS

The Bryce Drew era has been marked with championship success. The Lopes' head coach has built GCU into a tournament mainstay.

The Lopes are one of 28 schools to have made at least four of the last five NCAA Tournaments.

GCU has made more NCAA Tournaments in the last four seasons than two-thirds of the basketball schools from the ACC, Big East, Big Ten, Big 12 and SEC.



### MADE 4 OF LAST 5 NCAA TOURNAMENTS

Alabama	Grand Canyon	San Diego State
Arizona	Houston	Tennessee
Arkansas	Iowa State	Texas
Auburn	Kansas	Texas Tech
Baylor	Kentucky	UCLA
Colgate	Marquette	UConn
Creighton	Michigan State	Utah State
Drake	North Carolina	Wisconsin
Duke	Purdue	
Gonzaga	Saint Mary's	

## » FLAT-OUT WINNERS

In addition to success in qualifying for the NCAA Tournament, the Lopes have just flat out won games the last five years. GCU is one of the nation's 20 winningest programs since Bryce Drew took over for the 2020-21 season.

### WINNINGEST PROGRAMS SINCE 2020-21 (DREW ERA)

Rank	School	Wins	Rank	School	Wins
1	Houston	160		Tennessee	127
2	Gonzaga	143	t-11	San Diego State	125
3	Drake	137		UAB	125
t-4	Purdue	134	t-13	Baylor	122
	Duke	134		Saint Mary's	122
6	UConn	130	15	Auburn	121
t-7	Arizona	129	t-16	Grand Canyon	120
	Alabama	129		VCU	120
t-9	Kansas	127		North Texas	120

## » CLUTCH TIME: CONFERENCE TOURNEY

Putting a weekend of undefeated basketball together in do-or-die March tournaments is a task that proves difficult. However, GCU is one of two programs to seemingly handle it with ease. GCU and Drake are the only two programs in the nation to claim three consecutive conference tournament championships.

GCU secured WAC Tournament titles in 2023, 2024 and 2025. Its most recent came with an 89-82 victory over Utah Valley. Drake achieved its three-peat by winning the 2025 championship over Bradley by a 63-48 margin.

Given how often conference tournament titles bounce around—especially in leagues with good parity—these two programs stand alone right now in having mounted that sustained run of three straight tournament crowns.

### GCU'S CONFERENCE TOURNAMENT SUCCESS

Year	GCU seed	Championship opponent & score	Games won
2023	5	(3) Southern Utah - W 84-66	4
2024	1	(3) UT Arlington - W 89-74	2
2025	2	(1) Utah Valley - W 89-82	3

## » LEVELING UP TO THE MW

Grand Canyon officially joined the Mountain West Conference on July 8, 2025, immediately becoming eligible for regular-season competition and conference championships in 17 sports. The conference's board of directors approved GCU's accelerated entry, marking the Lopes' move into one of the nation's most competitive and nationally recognized leagues. The MW has consistently ranked among the top D-I conferences in multiple sports and has sent at least four men's basketball teams to the NCAA Tournament for four straight years, underscoring the heightened level of competition GCU will now face.



The Lopes' move marks the culmination of a decade of sustained success at the Division I level. Since joining the WAC, GCU captured 76 conference championships, won seven WAC Commissioner's Cups—five consecutively—and built nationally competitive programs across multiple sports. The men's basketball team has reached four of the past five NCAA Tournaments, softball has earned three straight NCAA wins, and several Olympic sports programs have also achieved repeated national berths. With its thriving Phoenix campus, rapid growth and strong academic expansion, GCU's move to the Mountain West reflects its evolution into one of the nation's premier private Division I universities.

### MW Commissioner Gloria Nevarez

"The addition of Grand Canyon for the 2025-26 academic year is a significant win for the student-athletes at GCU and in the Mountain West. Grand Canyon brings elite recruiting, a passionate fan base, and state-of-the-art facilities, elevating the Mountain West's competitiveness and national profile. In a time when the student-athlete experience is of utmost importance, we felt it was in the best interest to allow them to compete for conference championships and the NCAA postseason immediately. GCU is a great addition to the Mountain West and positively raises the competition level in the league."

### GCU VP of Athletics Jamie Boggs

"The strong support of President Brian Mueller and the entire university community has led to tremendous competitive success, positioning GCU for this move to a conference as strong as the Mountain West. We are thankful to the coaches, student-athletes and staff, with the backing of the Havocs, the greatest student section in college sports, that have worked tirelessly to build a nationally competitive athletic department to earn this opportunity. We want to thank Commissioner Nevarez and the member institutions, and we are eager to compete for championships with our new peers in the Mountain West."

### GCU Strategic Advisor Jerry Colangelo

"I think, holistically, what has transpired at GCU over the last 15-16 years has been one of the most remarkable transformations I have ever seen. GCU is doing it the right way on every level – in the classroom, in the community and on the playing field."



# IT STARTS NOW.





## » NATIONAL SPOTLIGHT ON THE BIG SCREEN

GCU's national basketball profile continues to surge in its first MW season, as the Lopes will appear on national television 13 times during the 2025-26 campaign. The slate includes 10 Mountain West matchups, the Jerry Colangelo Classic against Oklahoma State and both games from the Acrisure Classic. GCU will also make its first-ever appearance on a Big Four network when it faces UNLV on Feb. 7 on FOX—the only Mountain West game selected for that platform.

"In moving conferences, obviously a big part of the decision was the national TV exposure to help to be seen across the country on a variety of days of the week and at a variety of times," Bryce Drew said. "Hopefully, more people can get their eyes on GCU."

### NATIONAL TV SCHEDULE

FS1	FOX	CBS SPORTS NETWORK
Jan. 7 at Boise State	Feb. 7 at UNLV	Nov. 25 vs. Utah
Jan. 17 vs. Utah State		Nov. 26 vs. Iowa/Ole Miss
Jan. 21 vs. San Diego State		Dec. 6 vs. Oklahoma State
Jan. 27 at Nevada		Feb. 17 at San Diego State
Jan. 30 vs. Boise State		Feb. 25 vs. UNLV
Feb. 11 vs. New Mexico		
Feb. 28 at Utah State		

## » LOPES = RELOADED

GCU was tasked with replacing a ton of college basketball experience and production in the offseason. Six of the Lopes' top seven scorers are gone (five exhausted eligibility, one transfer).

The Lopes ensured they were reloading instead of rebuilding with one of the nation's top transfer classes. GCU brought in 11 new players including seven from the transfer portal, and 247Sports ranked the Lopes' transfer class No. 39 nationally and best among non-Power Five conferences.



### 247SPORTS TRANSFER PORTAL CLASS RANKING

#	School	#	School	#	School
1	St. John's	15	BYU	29	Tennessee
2	Michigan	16	LSU	30	Clemson
3	Louisville	17	UCLA	31	Georgetown
4	Kansas State	18	Maryland	32	UConn
5	Kentucky	19	Cincinnati	33	Providence
6	Florida	20	Texas A&M	34	Georgia
7	USC	21	Miami	35	Syracuse
8	Iowa	22	North Carolina	36	West Virginia
9	Auburn	23	Baylor	37	Illinois
10	Indiana	24	Alabama	38	Xavier
11	Oklahoma	25	Texas	39	Grand Canyon
12	Creighton	26	Ole Miss		Wake Forest
13	Washington	27	Texas Tech	41	Oklahoma State
14	NC State	28	Virginia	42	SMU

### GCU TRANSFER CLASS

Player	Last School	Career Games	Hometown
Brian Moore Jr.	Norfolk State	92	Harlem, N.Y.
Dusty Stromer	Gonzaga	69	Sherman Oaks, Calif.
Jaden Henley	UNLV	91	Ontario, Calif.
Jack Sawyer	Abilene Christian	19	Aledo, Texas
Kaleb Smith	UC Riverside	68	Rancho Cucamonga, Calif.
Nana Owusu-Anane	Brown	77	Burlington, Ontario, CA
Wilhelm Breidenbach	Washington	104	Rancho Santa Margarita, Calif.

## » PRESEASON RESPECT

The Lopes may be the new kids on the block in the loaded Mountain West, but GCU is already garnering preseason respect from the league's media. The Lopes were picked fourth in the 12-team conference, a conference that has earned no less than four NCAA Tournament bids in the last four seasons. GCU and San Diego State were the only teams in the league to have multiple players named to the 10-man Preseason All-MW team.



MOORE JR.

HENLEY

### PRESEASON MW POLL & ALL-MW TEAM

Rank	Team	Player	Pos.
1	San Diego State (26)	Miles Byrd (POY)	G
2	Utah State	Reese Dixon-Waters	G
3	Boise State	Magoon Gwath	F
4	<b>GCU</b> <b>Grand Canyon</b>	<b>Jaden Henley</b>	<b>G</b>
5	New Mexico	<b>Brian Moore Jr.</b>	<b>G</b>
6	UNLV	Andrew Meadow	F
t-7	Colorado State	Elijah Price	F
	Nevada	Deyton Albury	G
9	Wyoming	Kimani Hamilton	F
10	San José State	Mason Falslev	G
11	Fresno State		
12	Air Force		

## » STRENGTH OF THE MW

It's not all talk when Grand Canyon says its joining one of the nation's elite conferences. The Mountain West has sent no less than four teams to the NCAA Tournament in each of the last four seasons, highlighted by a six-team tourney in 2024. It has also been one of the nation's top six or seven conferences.



### MW NCAA BIDS & RANK BY YEAR

Season	NCAA bids	NCAA teams	KenPom rank (of 32)
2021-22	4	Boise State, San Diego State, Utah State, Wyoming	7th
2022-23	4	San Diego State, Boise State, Utah State, Nevada	6th
2023-24	6	New Mexico, Utah State, San Diego State, Nevada, Boise State, Colorado State	7th
2024-25	4	Colorado State, New Mexico, Utah State, San Diego State	6th

The preseason data predictions expect the strength of the Mountain West to continue into 2025-26 as well, with the league again sitting sixth of 31 in the preseason KenPom rankings.

### PRESEASON CONFERENCE RANKINGS (KENPOM)

Rank	Conference
1	SEC
2	Big Ten
3	Big 12
4	Big East
5	ACC
6	Mountain West

## » BENCH BOLSTERED

**Bryce Drew's** new-look GCU men's basketball staff blends experience, energy and faith, uniting four new coaches who bring unique backgrounds and proven success to the Lopes' Mountain West debut.

**Matt Lottich** reunites with Drew after their successful Valparaiso partnership that produced two of the winningest seasons in program history. A former Stanford guard and 10-year pro, Lottich later succeeded Drew as Valpo's head coach, compiling 108 wins and leading the program through its move to the Missouri Valley. He spent recent seasons at Missouri and Brown, where he worked with new Lope forward Nana Owusu-Anane.




LOTTICH

**Kam Murrell** joins the staff after stints at Iona, Fairleigh Dickinson, Memphis and St. Thomas Aquinas, where his coaching path began under mentor Tobin Anderson. A former Long Beach Poly and George Mason player, Murrell brings strong recruiting ties on the West Coast and a faith-driven approach. Known as a "connector" between players and staff, the 29-year-old coach has already been part of history—helping FDU engineer the 2023 NCAA Tournament upset of top-seeded Purdue.



MURRELL

**Jordan McCabe**, a former viral ball-handling sensation turned collegiate floor leader, brings perspective and basketball intellect. After playing under Bob Huggins at West Virginia and finishing his career at UNLV, McCabe transitioned quickly into coaching with experience already under his belt at West Virginia and Green Bay.



McCABE

**Derrick Wrobel** returns to the Valley as GCU's chief of staff after 22 years across Power Five programs, including Arizona State, California, St. John's, Washington State and Stanford. A veteran of nine NCAA Tournament teams, Wrobel offers invaluable organizational expertise and mentorship. Having witnessed Drew's legendary "Shot" in person as a student manager at Ole Miss, Wrobel now joins him.



WROBEL


In addition to the four new full-time coaching staff members, two longtime undergraduate managers, **Matt Harvey** and **Isaac Demosthenes**, took on new roles as graduate assistants.

## » BACK IN PURPLE

Among all the new for GCU in 2025-26 is a touch of familiarity. **Makaih Williams** and **Caleb Shaw** are back as the lone returning Lopes who saw minutes last season.



WILLIAMS



CALEB SHAW

Williams ranked fifth on the team in starts and scoring at 8.2 points per game while finishing second in assists (2.4) and third in steals (1.2). His season highlight came with a 31-point outburst against Bryant on Dec. 30, marking GCU's highest individual scoring game since 2023 and the first 30-point effort off the bench in the program's Division I era. He scored in double figures 14 times, earned MVP honors of the Acrisure Holiday Invitational win over Stanford, and became the second GCU player ever to record five assists and five steals in a Division I game.

Shaw emerged as GCU's most efficient 3-point shooter, leading the WAC at 42.6% from deep (26 of 61) and improving to 46.7% in conference play — the fifth-best single-season mark in the program's Division I era. Often the first option off the bench, he provided key scoring bursts, highlighted by a career-high 22 points on 72.7% shooting against Life Pacific and a perfect 6-for-6 performance, including three 3-pointers, vs. UT Arlington. Shaw also delivered one of GCU's viral moments with a dunk featured by ESPN on TikTok and closed the season strong by scoring in double figures in four of the Lopes' final eight games.



# FOLLOW THE LOPES

### OFFICIAL

Men's Basketball  
GCU Athletics

### X

@GCU\_MBB  
@GCU\_Lopes

### INSTAGRAM

@gcu\_mbb  
@gcu\_lopes

### GCU COVERAGE

		X
Paul Coro	Lopes Insider	@paulcoro
Daron Sutton	TV play-by-play	@lifeisgreatsut
Dan Bickley	TV analyst	@danbickley
Kate Longworth	TV reporter	@KateLongworth
Michael Potter	Radio play-by-play	@michaelpotter
Richard Obert	Arizona Republic beat writer	@azc_obert

### GCU STAFF

		X
Bryce Drew	Head coach	@BryceDrewCoach
Casey Shaw	Assistant coach	@CaseyShaw30
Marc Rodgers	Assistant coach	@CoachRodg1
Matt Lottich	Assistant coach	@CoachLottich
Kam Murrell	Assistant coach	@kam_murrell
Jordan McCabe	Assistant coach	@JordanMcCabe5

### THE TEAM

	X	INSTAGRAM
Luke Shaw	--	@lukecshaw
Makaih Williams	@Kaihuguy	@kaihwil2
Braylon Johnson	--	@brayjohnson1
Brian Moore Jr.	@brianmoore_2	@brian_bandazo
Dusty Stromer	--	@dustystromer
Evan Boisdur	@vavxn_9	@hardwood_9
Jaden Henley	@Jaden2coldd	@jaden2cold
Caleb Shaw	@calebshaw301	@iamcalebshaw
Dennis Evans	@dje2tall	@dje2tall
Efe Demirel	--	@mefedem
Jack Sawyer	@JackSawyer21	@jack_sawyer21
Kaleb Smith	@ka1ebsmith	@kalebsmith2
Cole Pepe	--	@cole_pepe
Nana Owusu-Anane	@NanaOwusu_	@nanaOwusu_
Wilhelm Breidenbach	@wilhelmd13	@wil.helm



## » SO-CAL CONNECTION

Southern California continues to serve as a recruiting hotbed for GCU under head coach Bryce Drew, particularly through assistant coach and Los Angeles native Marc Rodgers, with six Lopes hailing from the region.

**Makaih Williams, Dusty Stromer, Jaden Henley, Dennis Evans, Kaleb Smith and Wilhelm Breidenbach** all grew up within about an hour's drive of each other in the basketball-rich Greater Los Angeles and Inland Empire areas. The group represents a mix of top programs across Southern California — from powerhouse Mater Dei to talent factories like Notre Dame, Damien and Hillcrest — showcasing how GCU has tapped into one of the nation's most competitive prep regions to build its roster.



### CALIFORNIANS ON THE GCU ROSTER

Player	High school	Hometown
Makaih Williams	Capistrano Valley Christian	Long Beach, Calif.
Dusty Stromer	Notre Dame	Sherman Oaks, Calif.
Jaden Henley	Colony HS	Ontario, Calif.
Dennis Evans	Hillcrest HS	Riverside, Calif.
Kaleb Smith	Damien HS	Rancho Cucamonga, Calif.
Wilhelm Breidenbach	Mater Dei	Rancho Santa Margarita, Calif.

## » AT HOME ON THE ROAD

Grand Canyon has three marquee neutral-site matchups scheduled for 2025-26. Although not in the friendly confines of Global Credit Union Arena, the Lopes have some familiarity with the two venues that the neutral-site games will take place.

GCU returns to Acrisure Arena for the second straight year. A large and loud group of Havocs and other Lopes fans trekked a few hours west to Palm Desert last season to see GCU defeat Stanford. The Lopes return to Palm Desert for a pair of nationally televised games in November.

The Lopes have also made a comfortable home 15 minutes southeast of campus in Downtown Phoenix at the home of the Phoenix Suns. GCU first played in the venue in 2017 against St. John's and have since played Nevada (2018), Liberty (2019), San Francisco (2021), North Texas (2022), Portland (2023) and Arizona State (2024), mostly under the banner of the Jerry Colangelo Classic and frequently with thousands of Havocs filling the seats.

### NEUTRAL-SITE GAMES

Date	Opponent	Location	History
Nov. 25	Utah	Acrisure Arena - Palm Desert, Calif.	2nd straight year
Nov. 26	Iowa/Ole Miss	Acrisure Arena - Palm Desert, Calif.	2nd straight year
Dec. 6	Oklahoma State	Mortgage Matchup Center - Phoenix, Ariz.	8th time in 9 years




## » INTERNATIONAL FLAVOR

The Lopes' roster features two international newcomers, Turkey's **Efe Demirel** and France's **Evan Boisdur**, who bring global experience and high-level pedigree to the Lopes.

Demirel, a 6-foot-10 freshman from Izmit, joins GCU after competing for EuroLeague power Anadolu Efes and later Pinar Karşıyaka in Turkey's Basketball Champions League. A FIBA-recognized rising star and bronze medalist with Turkey's U19 national team, he brings size, mobility and international polish to the Lopes' frontcourt. Having represented his country across multiple European championships, Demirel said he's quickly embraced GCU's facilities and culture, calling campus life "bigger, more comfortable and much better" than what he experienced in Europe.

Boisdur, a guard from Guadeloupe by way of France, arrives after starring for BCM Gravelines-Dunkerque, where he averaged 21.7 points, 4.7 rebounds and 3.9 assists in France's U21 league while splitting time with the nation's top professional division. A member of France's U20 national team and 3x3 U18 World Cup silver medalist, Boisdur chose GCU for its faith-based environment and family atmosphere. He described feeling an immediate connection with the coaching staff and sees GCU as the ideal place to grow both as a player and a person.



## » MOUNTAIN WEST FAMILIARITY

Although the Lopes are in Year 1 of Mountain West membership, they have a long history of matchups with many MW schools. Since transitioning to D-I for the 2013-14 season, GCU has matched up against five of the other 11 MW schools with plenty of success. Most recently, the Lopes won their first top-25 game against San Diego State on Dec. 5, 2023.

### GCU RECORD VS. MW SCHOOLS (D-I ERA)

School	W-L	Series history
Boise State	1-1	Home and home in 2017, 2018 (home teams win)
Nevada	1-2	Home and home in 2020, 2022 (home teams win)
New Mexico	1-2	Home and home in 2013, 2014   Away in 2019
San Diego State	3-1	Home and home in 2019, 2023 & 2015, 2016
Wyoming	1-1	Home and home in 2021, 2022 (road teams win)


## » BRIAN MOORE JR. X LOU HENSON

**Brian Moore Jr.** enters his first season at GCU as the reigning **Lou Henson Award** winner, an honor recognizing the top mid-major player in college basketball. The Harlem, N.Y., native starred at Norfolk State last season, averaging 18.1 points, 3.7 rebounds and 3.0 assists while shooting an impressive 54.5% from the field and 39.4% from 3.



Moore became the only guard in the nation to average at least 18 points on 54% shooting, leading the Spartans to a MEAC Tournament title and earning Tournament MVP honors. Now named the Mountain West Preseason Newcomer of the Year heading into 2025-26, Moore brings elite scoring efficiency, experience and leadership to a GCU squad poised to make an immediate impact in its new conference.

Moore has the unique insight of being an opposing player at Global Credit Union Arena, as his Spartans visited the Lopes on Nov. 22, 2024. He scored 17 points with three steals, and chose GCU as a transfer destination after being impressed with the fan base and environment.




## » FAMILY TIES RUN DEEP

Family ties run deep for a segment of the GCU program.

Sixth-year Lopes assistant coach **Casey Shaw** is living a dream scenario this season by coaching his two youngest sons, **Caleb** and **Luke**, after previously coaching his oldest son, **Isaiah**, who now plays at Northern Arizona. A former NBA Draft pick and longtime European pro, Shaw has turned basketball into a true family affair. His wife, **Dana Drew Shaw**, serves as GCU's vice president of government relations, and their daughter, **Anna**, is a GCU graduate student. The family's deep basketball roots trace back to Hall of Famer **Homer Drew** and uncles **Scott** and **Bryce**, making GCU the latest chapter in a multigenerational basketball legacy grounded in faith and family.

The Shaws' shared journey from Italy to Phoenix has made the game a family bond as much as a career. Caleb, a junior guard who averaged 6.1 points per game last season, and Luke, a freshman, both cherish the opportunity to play under their father while learning to separate "Dad" from "Coach." Casey calls it "living the dream," grateful for a rare chance to guide his sons on and off the court while continuing the Drew-Shaw family tradition of keeping faith at the center of competition.



CASEY

CALEB

LUKE

### SHAW & DREW FAMILY TIES

Player	Relation	Tie to GCU
Casey Shaw	--	6th-year assistant coach
Dana Shaw	Casey's wife, Bryce's sister	GCU vice president
Caleb Shaw	Casey's son	3rd-year Lopes player
Luke Shaw	Casey's son	1st-year Lopes player
Isaiah Shaw	Casey's son	Former Lopes player, now NAU
Bryce Drew	Casey's brother in law Caleb, Luke, Isaiah's uncle	6th-year head coach
Homer Drew	Bryce and Dana's dad	College Basketball Hall of Famer

## » CARRY THE TRADITION

The Mountain West will undergo some offseason transition with several members departing and a few more joining the league. After the transition, a strong league will remain including an exciting Southwest triangle of basketball tradition with GCU, UNLV and New Mexico.

### MOUNTAIN WEST MEMBERSHIP (EFFECTIVE 2026-27)

School	Nickname	Location	Joined MW
 Air Force	Falcons	Air Force Academy, Colo.	1999
 Grand Canyon	Lopes	Phoenix, Ariz.	2025
 Hawai'i	Rainbow Warriors	Honolulu, Hawaii	2026
 Nevada	Wolf Pack	Reno, Nev.	2012
 New Mexico	Lobos	Albuquerque, N.M.	1999
 San José State	Spartans	San Jose, Calif.	2013
 UC Davis	Aggies	Davis, Calif.	2026
 UNLV	Rebels	Las Vegas, Nev.	1999
 UTEP	Miners	El Paso, Texas	2026
 Wyoming	Cowboys	Laramie, Wyo.	1999

The league also announced it will be adding men's soccer and men's swimming and diving for the 2026-27 academic year, meaning 19 of GCU's 20 athletic programs will call the Mountain West home.



## » ASCENDING... ELEVATION IN THE MW

A lot of talk around the Mountain West surrounds playing at altitude. GCU will play three games at elevations above 5,000 feet this season. Good news for the Lopes? They have handled altitude with successful results in recent history including several wins at Southern Utah and one at the 7,200 feet of Wyoming.

### REGULAR-SEASON GAMES AT ALTITUDE (5,000+ FT.)

Season	W-L	Opponents / Locations
2022-23	2-0	@ Wyoming (7,200); @ Southern Utah (5,846)
2023-24	1-0	@ Southern Utah (5,846)
2024-25	1-0	@ Southern Utah (5,846)
2025-26	--	@ Wyoming (7,200); @ New Mexico (5,312); @ Air Force (7,258)

## » MW MEDIA DAY: QUOTED

Grand Canyon took part in its first Mountain West Basketball Media Day in Las Vegas on Oct. 23. There was buzz about the Lopes' membership in the conference.



### Boise State head coach Leon Rice

"My son was a redshirt freshman (on Boise State's 2018 visit to GCU) and was like, 'I've never seen anything like it.' We've played all over the country in great environments, and he goes, 'We just played a game in a nightclub.' It was crazy. It was the loudest, craziest environment, which is going to fit right into the Mountain West. (GCU has) a great coach, great players."

### San Diego State head coach Brian Dutcher

"I've got my butt beat at GCU a couple times, so I know what kind of environment it is and how special it is. I know what GCU is capable of. They have the kind of home-court advantage that's hard to win at. Everyone talks about home-court advantage on the West Coast. You have to put GCU up there with San Diego State, Gonzaga, Arizona, GCU."

### Mountain West Commissioner Gloria Nevarez

"The in-game experience at GCU is absolutely second to none. It is top in class, professionally produced and developed. The students are just so energetic and organized. Really organized. I'm impressed."

### Mountain West Preseason Player of the Year Miles Byrd (San Diego State)

"It's like a true Mountain West team, just the physicality they played with two years ago when we were there and the environment. It felt like going to a Utah State or a New Mexico. I'm glad GCU got brought into the conference this year. I'm excited to go play there."

### San Diego State's Reese Dixon-Waters

"Although we lost and I didn't have a great game – I think I had 11 – it was one of the most fun games I've had. The stuff (the Havocs) were saying was funny. I'm excited to go back."

### UNLV head coach Josh Pastner

"As the league continues to progress and there's a change in the league next year, the rivalry of UNLV-GCU is so important. We're excited about Grand Canyon coming in."





## » LOCAL BROADCAST REACH EXPANDS

Grand Canyon and Gray Media announced a landmark television partnership making Arizona's Family (3TV, CBS 5 and Arizona's Family Sports) the Official Home of GCU Athletics. The agreement gives the Lopes their most extensive free TV coverage ever, delivering live broadcasts of men's and women's basketball, along with select baseball, softball, soccer and volleyball games to nearly 2.8 million Arizona households. GCU becomes the first university to join Arizona's Family's growing sports lineup, which already features the Suns, Mercury, Cardinals, Rising and AIA events. The partnership officially launched Aug. 29, complementing GCU's national coverage through the Mountain West's media rights deals with CBS and FOX. Veteran broadcaster **Daron Sutton** joins as the new TV voice of the Lopes, alongside returners **Dan Bickley** and **Kate Longworth**. GCU is also enhancing its production capabilities inside Global Credit Union Arena with a new broadcast production room under construction.



With returning voices **Michael Potter** and **Paul Coro**, the GCU Radio Network goes digital through the GCU Lopes app and GCU Lopes.com. The GCU Radio Network will stream a record number of events this year including all women's basketball games. For men's basketball, the pregame show expands to 30 minutes to allow for more engaging content including student-athlete interviews.



## » MW CHAMPIONSHIP DETAILS SET

As a new Mountain West member, Grand Canyon now knows how and when its first basketball venture into MW Madness will occur in March.

The conference announced its new format and schedule with the men's and women's Mountain West Championship each having all 12 teams participate at Thomas & Mack Center in Las Vegas. The UNLV arena will host the women's tournament from March 7-10 and the men's tournament from March 11 to March 14.

The MW Championship brackets are formatted to give byes to the top four conference finishers in each regular-season standing, putting those No. 1 through No. 4 seeds in the quarterfinals and adding a day to each tournament. Tournament games will be played on four consecutive days in each tournament, starting with four games in each bracket's first round for the No. 5 through No. 12 seeds and concluding with 6:30 p.m. championship games on March 10 for the women and March 14 for the men.



## » MADNESS RINGS IN NEW ERA

Grand Canyon tipped off its Mountain West era in trademark fashion with Midnight Madness, transforming Global Credit Union Arena into "The Biggest Party in College Basketball" on Oct. 3 into Oct. 4. Thousands of students camped out overnight to celebrate the season launch, filling the arena in costume as fireworks, music and energy set the stage for the midnight countdown. Head coaches **Bryce Drew** and (women's coach) **Winston Gandy** made a show-stopping entrance in a Lightning McQueen-style car, while players from both programs danced through the Havocs crowd, joined by performances from GCU Cheer, Drumline and Dancers.

The night served as both an introduction and a declaration — a showcase of GCU's spirit, unity and ambition entering its first Mountain West season. Drew reflected on the program's rise since 2020, crediting the GCU community for helping fulfill the university's national vision and challenging fans to "leave no doubt who's on top of the mountain." With 25 combined newcomers between the men's and women's teams, Midnight Madness gave fans a first look at the new teams.

## » MOORE, HARRISON IN THE G-LEAGUE

A pair of former Lopes are getting their chances in the NBA's G-League following successful careers in Phoenix. **Ray Harrison** was selected by the Motor City Cruise (Detroit Pistons) with the 59th pick in the G-League Draft on Oct. 25. **Collin Moore** joined the training camp roster of the Delaware Blue Coats (Philadelphia 76ers).



Harrison, in three seasons at GCU, cemented his place among the program's all-time greats, ranking top five in multiple categories, including third in free throws made (416), fourth in scoring average (14.3), and tied for fourth in career points (1,490). A consistent leader and three-time All-WAC Tournament selection, he started 105 games, guided the Lopes to three straight WAC titles and NCAA Tournament appearances, and finished his college career with 2,381 points—ninth among all active NCAA players at the time.

In two seasons at GCU, Moore started 63 of 68 games and became one of the program's best defenders, earning back-to-back All-WAC Defensive Team honors. He set single-season records for steals in both years, finishing second all-time in GCU's Division I history with 122 steals and ranking 15th in career scoring with 539 points.

## » LEADERS OF THE MW

The Mountain West is a league filled with high-level head coaching experience.

Among the league's 12 head coaches, the average amount of NCAA head coaching experience is 14.6 seasons. Continuity is a strong point with nearly half of the league entering their sixth season at their school.

**Bryce Drew** immediately fits in with his new peers, holding among the best win percentages at his current institution and for his full career.

### HEAD COACHING EXPERIENCE OF THE MW

	School	Head coach	AT SCHOOL		CAREER	
			Year	W-L	Year	W-L
AF	Air Force	Joe Scott	10th	94-169 (.357)	22nd	278-346 (.446)
BS	Boise State	Leon Rice	16th	316-177 (.641)	same	
CS	Colorado State	Ali Farokhmanesh	1st	--	same	
FS	Fresno State	Vance Walberg	2nd	6-26 (.188)	3rd	20-61 (.247)
GCU	Grand Canyon	Bryce Drew	6th	120-40 (.750)	14th	284-148 (.657)
NE	Nevada	Steve Alford	7th	113-75 (.601)	35th	700-373 (.652)
NM	New Mexico	Eric Olen	1st	--	13th	240-119 (.669)
SD	San Diego State	Brian Dutcher	9th	198-68 (.744)	same	
SJS	San José State	Tim Miles	5th	53-80 (.398)	29th	452-414 (.522)
UNLV	UNLV	Josh Pastner	1st	--	15th	254-186 (.577)
US	Utah State	Jerrold Calhoun	2nd	26-8 (.765)	14th	268-152 (.638)
WY	Wyoming	Sundance Wicks	2nd	12-20 (.375)	5th	60-66 (.476)

## » THROWBACK TO 1975

Fifty years ago, Grand Canyon's 1974-75 men's basketball team captured the school's first national championship, winning the NAIA title and igniting what would become the foundation of GCU's basketball legacy. Coached by Ben Lindsey and led by standout center Bayard Forrest, the Lopes overcame modest resources and a tiny campus to dominate the season, finishing 30-3 and claiming Arizona's first-ever basketball national crown. Forrest, who averaged 18 points and 12.7 rebounds for his career, headlined a tight-knit group that also featured sharpshooter Mike Haddow, athletic guard David Everett, and versatile forward Rodney Hightower, each playing vital roles in the team's championship run.

The Lopes' disciplined, family-style approach helped them topple higher-profile programs, including defeating Midwestern State in the national final. That remarkable 1975 season remains a defining moment in GCU history.



**GRAND CANYON WINS FIRST NAIA TITLE**

Led by future Phoenix Suns player Bayard Forrest, the school won its first NAIA national championship.

**GRAND CANYON WINS THIRD NAIA TITLE**

Phoenix Suns legend and future head coach Paul Westphal led the Lopes to their third ever national championship.

**SCHOOL NEARLY SHUTTERS**

Facing financial issues, Grand Canyon nearly closes its doors at Christmas break.

**CURRENT LEADERSHIP BROUGHT IN**

Current GCU president Brian Mueller was hired and ushered in the current transformation of the school.

**GCU ACCEPTS WAC, D-I INVITATION**

Grand Canyon accepts an invitation to join the Western Athletic Conference and begins the four-year transition process on July 1, 2013.

**GCU REVERTS TO NONPROFIT STATUS**

Now financially stable, Grand Canyon University reverted to its historic nonprofit status and is now recognized as such by the Dept. of Ed, IRS and Higher Learning Commission.

**GCU RETURNS TO NCAA TOURNAMENT**

GCU won four games in five days to win the 2023 WAC Tournament Championship and returned to March Madness as a No. 14 seed against No. 3 seed Gonzaga.

**GCU ACCEPTS INVITE TO MOUNTAIN WEST**

GCU accepts invitation to elite Western league, taking big step as university and athletics program.

1949

**GRAND CANYON COLLEGE ESTABLISHED**

The small school started in Prescott, Ariz., before moving to Phoenix a few years later.

1978

**GRAND CANYON WINS SECOND NAIA TITLE**

The Lopes went 30-3, as alumnus-turned-head coach Ben Lindsey led the program to its second national championship in four years.

1991

**GCU TRANSITIONS TO NCAA DIVISION II**

The Lopes spent 22 seasons as an NCAA Division II school and made six NCAA tournament appearances.

2004

**SCHOOL FINANCIAL MODEL CHANGES**

In an effort to revitalize the university and stabilize it for long-term success, GCU turned to the public markets to fund campus technology and infrastructure.

2012

**BEST DIVISION II ATHLETICS PROGRAM**

Grand Canyon claimed the Division II Learfield Director's Cup in back-to-back years, given to the highest-performing athletics program across all sports.

2017

**GCU BECOMES POSTSEASON ELIGIBLE**

Grand Canyon's four-year transition process is completed and the Lopes are eligible for postseason competition in 2017-18 school year.

2021

**ADVANCES TO FIRST MARCH MADNESS**

Grand Canyon wins both the WAC regular-season title as well as the WAC Tournament.

2024

**WINS FIRST MARCH MADNESS GAME**

Grand Canyon won its 30th game of the 2023-24 season by upsetting No. 15 Saint Mary's in the first round of the NCAA Tournament.

2025

**NONPROFIT STATUS CONFIRMED AGAIN**

The U.S. Department of Education became the last remaining entity to confirm GCU as a nonprofit institution, making all references to the university as a for-profit inaccurate.

17

CONSECUTIVE YEARS THAT ON-CAMPUS TUITION HAS BEEN FROZEN AT \$16,500 PER YEAR BEFORE SCHOLARSHIPS

2008

1,000  
ON-CAMPUS  
STUDENTS

12,000  
ONLINE  
STUDENTS

2026

25,000  
ON-CAMPUS  
STUDENTS

100,000+  
ONLINE  
STUDENTS

**4**

Trips to the NCAA Tournament  
under Bryce Drew in his five years

**4**

GCU's preseason placing pick  
amid loaded Mountain West

**2**

Lopes on Preseason All-MW team,  
second-most in league

## STARTING LINEUPS

Date	Opponent	1	2	3	4	5
Nov. 3	Purdue Fort Wayne	Henley	Moore Jr.	Stromer	Owusu-Anane	Demirel
Nov. 7	Youngstown State	Henley	Moore Jr.	Stromer	Owusu-Anane	Demirel
Nov. 10	Northern Illinois	Henley	Williams	Stromer	Owusu-Anane	Demirel
Nov. 15	at Saint Louis	Henley	Williams	Stromer	Owusu-Anane	Demirel
Nov. 21	Northwestern State	Williams	Moore Jr.	Henley	Owusu-Anane	Breidenbach
Nov. 25	vs. Utah	Williams	Moore Jr.	Henley	Owusu-Anane	Breidenbach
Nov. 26	vs. Iowa	Williams	Moore Jr.	Henley	Owusu-Anane	Breidenbach
Dec. 2	Stetson	Williams	Moore Jr.	Henley	Owusu-Anane	Breidenbach
Dec. 6	vs. Oklahoma State	Moore Jr.	Henley	Shaw	Owusu-Anane	Demirel
Dec. 13	Coastal Carolina	Moore Jr.	Henley	Shaw	Owusu-Anane	Demirel
Dec. 20	at Wyoming	Moore Jr.	Henley	Shaw	Owusu-Anane	Demirel
Dec. 22	IU Indy	Moore Jr.	Henley	Shaw	Owusu-Anane	Demirel
Jan. 3	Colorado State	Moore Jr.	Henley	Shaw	Owusu-Anane	Demirel
Jan. 7	at Boise State	Moore Jr.	Henley	Shaw	Owusu-Anane	Demirel

## COMBINATIONS

4 combinations used

Rank	Combination	Times used	GCU record	Last used
1	Moore Jr. / Henley / Shaw / Owusu-Anane / Demirel	6	4-2	1/7 at Boise State
2	Williams / Moore Jr. / Henley / Owusu-Anane / Breidenbach	4	3-1	12/2 vs. Stetson
t-3	Henley / Moore Jr. / Stromer / Owusu-Anane / Demirel	2	1-1	11/7 vs. Youngstown State
	Henley / Williams / Stromer / Owusu-Anane / Demirel	2	1-1	11/15 at Saint Louis

## STARTING STREAKS & TOTALS

#	Player	Streak	2025-26	Career	GCU career	MW play
1	Luke Shaw	--	--	--	--	--
2	Makaih Williams	--	6	56	26	--
3	Braylon Johnson	--	--	--	--	--
5	Brian Moore Jr.	10	12	73	12	3
8	Dusty Stromer	--	4	20	4	--
9	Evan Boisdur	--	--	--	--	--
10	Jaden Henley	38	14	82	14	23
11	Caleb Shaw	6	6	10	9	3
14	Dennis Evans	--	--	5	--	--
17	Efe Demirel	6	10	10	10	3
21	Jack Sawyer	--	--	--	--	--
22	Kaleb Smith	--	--	51	--	--
23	Cole Pepe	--	--	--	--	--
31	Nana Owusu-Anane	62	14	73	14	3
32	Wilhelm Breidenbach	--	4	32	4	--

## LOPES RANKED

### TEAM STATS IN THE TOP 50

Category	Stat	GCU rank
Free throw percentage	76.1	46th

### PLAYER STATS IN THE TOP 100

Category	Player	Stat	Rank
Free throws made	Jaden Henley	70	91st
Points per game	Jaden Henley	17.6	90th
Rebounds	Nana Owusu-Anane	125	61st
Def. rebounds per game	Nana Owusu-Anane	6.36	29th
Rebounds per game	Nana Owusu-Anane	8.9	40th

## QUICKEST / SLOWEST

Points	GCU quickest to...	Opponent slowest to...
First	19:37, 1st half Dec. 20 at Wyoming	16:23, 1st half Jan. 7 at Boise State
10	17:16, 1st half Nov. 3 vs. Purdue Fort Wayne	6:08, 1st half Dec. 2 vs. Stetson
20	13:54, 1st half Nov. 3 vs. Purdue Fort Wayne	0:22, 1st half Dec. 2 vs. Stetson
30	10:53, 1st half Nov. 3 vs. Purdue Fort Wayne	13:04, 2nd half Dec. 2 vs. Stetson
40	5:11, 1st half Nov. 3 vs. Purdue Fort Wayne	7:03, 2nd half Dec. 2 vs. Stetson
50	0:01, 1st half Dec. 13 vs. Coastal Carolina	Did not reach: Stetson
60	15:13, 2nd half Nov. 10 vs. Northern Illinois	
70	9:06, 2nd half Dec. 22 vs. IU Indy	--
80	6:26, 2nd half Nov. 10 vs. Northern Illinois	--
90	0:44, 2nd half Dec. 22 vs. IU Indy	--
100	--	--
110	--	--

OPPONENT TRACKER

NONCONFERENCE	Loc.	Result	W-L*	NET	Quad
Purdue Fort Wayne	H	W 90-71	7-8	241	4
Youngstown State	H	L 90-81	6-9	213	4
Northern Illinois	H	W 88-59	3-10	316	4
Saint Louis	A	L 78-64	13-1	24	1
Northwestern State	H	W 85-72	2-11	313	4
Utah	N	W 68-58	8-7	143	3
Iowa	N	L 59-46	12-3	18	1
Stetson	H	W 67-45	4-10	331	4
Oklahoma State	N	L 84-78	13-2	66	2
Coastal Carolina	H	W 82-61	7-9	255	4
IU Indy	H	W 91-78	2-13	320	4
CONFERENCE	Loc.	Result	W-L*	NET	Quad
Wyoming	A	W 82-70	10-4	84	2
Colorado State	H	L 70-60	9-5	91	3
Boise State	A	W 75-58	8-5	67	1
San José State	H	Jan. 10	4-10	247	4
New Mexico	A	Jan. 13	11-3	44	1
Utah State	H	Jan. 17	12-1	16	1
San Diego State	H	Jan. 21	9-4	62	2
Fresno State	A	Jan. 24	6-8	155	3
Nevada	A	Jan. 27	11-4	80	2
Boise State	H	Jan. 30	8-5	67	2
Air Force	H	Feb. 3	3-12	322	4
UNLV	A	Feb. 7	6-7	171	3
New Mexico	H	Feb. 11	11-3	44	2
San José State	A	Feb. 14	4-10	247	4
San Diego State	A	Feb. 17	9-4	62	1
Wyoming	H	Feb. 21	10-4	84	3
UNLV	H	Feb. 25	6-7	171	4
Utah State	A	Feb. 28	12-1	16	1
Air Force	A	March 3	3-12	322	4
Fresno State	H	March 7	6-8	155	3

\* in this section, opponents' current W-L record only includes D-I games

QUOTED

"I think it's a great addition for the league to bring (GCU) in. For the league, it was huge. The success you've had at Grand Canyon, the support, the resources. It belongs in a really good league like this."

- **Jeff Goodman, Field of 68**

"The Mountain West is getting a tremendous addition in 2025-26 in Grand Canyon. It wouldn't shock me if Bryce Drew's squad comfortably finishes in the top half of the league standings. Grand Canyon has power conference caliber size ... Expect high energy and also one of college basketball's most underrated environments." - **Jon**

**Rothstein, CBS Sports**

"I know what GCU is capable of. They have the kind of home-court advantage that's hard to win at. Everyone talks about home-court advantage on the West Coast. You have to put GCU up there with San Diego State, Gonzaga, Arizona, GCU." - **Brian Dutcher, San Diego State**

"We've played all over the country in great environments, and he goes, 'We just played a game in a nightclub.' It was crazy. It was the loudest, craziest environment, which is going to fit right into the Mountain West. (GCU has) a great coach, great players." - **Leon Rice, Boise State**

NET TRACKER

LOPES BY WEEK

Date	NET
Dec. 1	163
Dec. 8	138
Dec. 15	121
Dec. 22	93
Dec. 29	94
Jan. 5	119
Jan. 12	
Jan. 19	
Jan. 26	
Feb. 2	
Feb. 9	
Feb. 16	
Feb. 23	
March 2	
March 9	
March 16	

AP TOP 25

Released Jan. 5, 2026

Rank	Team
1	Arizona (32)
2	Michigan (29)
3	Iowa State
4	UConn
5	Purdue
6	Duke
7	Houston
8	Gonzaga
9	BYU
10	Nebraska
11	Vanderbilt
12	Michigan State
13	Alabama
14	Texas Tech
15	Arkansas
16	Illinois
17	North Carolina
18	Georgia
19	Iowa
20	Louisville
21	Tennessee
22	Kansas
23	Virginia
24	SMU
25	UCF

OTHERS RECEIVING VOTES: Villanova 127, Seton Hall 31, USC 28, **Utah St. 27**, Miami (Ohio) 22, Clemson 21, **Saint Louis 14**, LSU 14, Texas 12, Florida 11, Saint Mary's 10, Kentucky 9, California 8, Miami 5, Indiana 4, Auburn 3, TCU 2, UCLA 2, Virginia Tech 2.

QUAD TRACKER

OPPONENT NET CRITERIA					
	Home	Neutral	Away	GCU Record	Remaining
Quad 1	1-30	1-50	1-75	<b>1-2</b>	4
Quad 2	31-75	51-100	76-135	<b>1-1</b>	4
Quad 3	76-160	101-200	136-240	<b>1-1</b>	4
Quad 4	161-362	201-362	241-362	<b>6-1</b>	5

QUAD 1

<b>Wins:</b> at Boise State	<b>Losses:</b> at Saint Louis vs. Iowa	<b>Remaining:</b> --
--------------------------------	--	-------------------------

QUAD 2

<b>Wins:</b> at Wyoming	<b>Losses:</b> vs. Oklahoma State	<b>Remaining:</b> --
----------------------------	--------------------------------------	-------------------------

LOPES BY WEEK

Date	Rank	Voting Points
Pre	--	--
Nov. 10	--	--
Nov. 17	--	--
Nov. 24	--	--
Dec. 1	--	--
Dec. 8	--	--
Dec. 15	--	--
Dec. 22	--	--
Dec. 29	--	--
Jan. 5	--	--
Jan. 12	--	--
Jan. 19	--	--
Jan. 26	--	--
Feb. 2	--	--
Feb. 9	--	--
Feb. 16	--	--
Feb. 23	--	--
March 2	--	--
March 9	--	--
March 16	--	--
April 7	--	--



## LOPES BY MONTH

Month	Record	PPG	Opp. PPG	Margin	FG%	Opp. FG%	3P%	Opp. 3P%	RPG	APG
November	4-3	74.6	69.6	+5.0	44.3	43.1	30.0	34.8	36.1	13.4
December	4-1	80.0	67.6	+12.4	45.6	42.0	30.8	26.3	39.0	13.8
January	1-1	67.5	64.0	+3.5	44.8	39.0	28.6	28.9	33.5	11.0
February	--	--	--	--	--	--	--	--	--	--
March	--	--	--	--	--	--	--	--	--	--

## SPECIALTY STATS

Date	Opponent	PAINT		OFF TURNOVER		2ND CHANCE		FAST BREAK		BENCH		HALFTIME SCORE		
		GCU	Opp.	GCU	Opp.	GCU	Opp.	GCU	Opp.	GCU	Opp.	GCU	Opp.	Margin
11/3	Purdue Fort Wayne	40	30	14	17	12	9	9	15	27	12	49	27	+22
11/7	Youngstown State	56	26	7	18	18	13	19	17	21	48	37	38	-1
11/10	Northern Illinois	38	14	33	12	19	11	19	3	39	26	43	29	+14
11/15	at Saint Louis	22	34	21	10	7	9	13	30	18	25	29	38	-9
11/21	Northwestern State	28	22	10	12	11	3	13	6	33	15	41	31	+10
11/25	vs. Utah	40	30	17	0	10	11	8	5	20	16	33	28	+5
11/26	vs. Iowa	22	22	11	22	0	10	0	3	14	20	23	30	-7
12/2	Stetson	26	26	18	12	13	7	8	0	18	12	22	20	+2
12/6	vs. Oklahoma State	42	44	17	9	17	6	8	12	12	30	39	42	-3
12/13	Coastal Carolina	30	26	5	2	20	7	5	5	34	15	52	25	+27
12/20	at Wyoming	34	36	19	17	4	15	4	5	30	27	45	26	+19
12/22	IU Indy	42	30	19	18	15	17	15	7	24	24	48	39	+9
1/3	Colorado State	24	24	13	12	13	9	6	12	29	4	29	35	-6
1/7	at Boise State	36	24	15	12	6	5	10	11	20	19	37	27	+10
When GCU leads category...		7-1		7-3		6-3		5-1		8-1		9-0		

## RECORD BY GAME TIME

Time	When GCU leads	When opponent leads	When tied
10:00, 1st half	8-0	0-3	1-2
Halftime	9-0	0-5	--
10:00	9-0	0-5	--
5:00	9-0	0-4	0-1
2:00	9-0	0-5	--
1:00	9-0	0-5	--

## HALF SPLITS

GCU	Most points	Fewest points
1st Half	52 points, 12/13 vs. CCU	22 points, 12/2 vs. STETSON
2nd Half	45 (2x), last: 12/2 vs. STET	23 points, 11/26 vs. IOWA
Overtime	--	--

OPPONENTS	Most points	Fewest points
1st Half	42 points, 12/6 vs. OSU	20 points, 12/2 vs. STETSON
2nd Half	52 points, 11/7 vs. YSU	25 points, 12/2 vs. STETSON
Overtime	--	--

### HALFTIME MARGIN

Biggest lead	27 points, 12/13 vs. CCU
Biggest deficit	9 points, 11/15 at SLU

## OPENING TIP

Result	Record
GCU controls	7-3
Opponent controls	2-2

## FIRST OFF BENCH

Player	Times
Wilhelm Breidenbach	9
Caleb Shaw	6
Dusty Stromer	6
Makailh Williams	5
Efe Demirel	3
Kaleb Smith	2
Evan Boisdur	1

## DOUBLE-DOUBLES

	Player	S/C	Date/opp.	Stat line
1	Nana Owusu-Anane	1/16	11/7 vs. YSU	19p/12r
2	Nana Owusu-Anane	2/17	11/10 vs. NIU	10p/11r
3	Nana Owusu-Anane	3/18	12/2 vs. STET	10p/15r



**AROUND THE MW**

**PLAYERS OF THE WEEK**

	PLAYER	FRESHMAN
Nov. 10	Kyle Jorgensen, Colo. St.	Naz Meyer, Wyoming
Nov. 17	Garry Clark, Utah St.	Gavin Gores, Wyoming
Nov. 24	MJ Collins, Utah St.	Tomislav Buljan, UNM
Dec. 1	Leland Walker, Wyoming	Naz Meyer, Wyoming
Dec. 8	Josh Pascarelli, Colo. St.	Tomislav Blujan, UNM
Dec. 15	Drew Fielder, Boise St.,	Naz Meyer, Wyoming
Dec. 23	<b>Jaden Henley, GCU</b>	Tyrin Jones, UNLV
Jan. 5	BJ Davis, San Diego State	Tomislav Buljan, UNM
Jan. 12		
Jan. 19		
Jan. 26		
Feb. 2		
Feb. 9		
Feb. 16		
Feb. 23		
March 2		
March 9		

**PRESEASON ALL-MW**

G		Miles Byrd (POY)
G		Reese Dixon-Waters
F		Magoon Gwath
G		Jaden Henley
G		Brian Moore Jr.
F		Andrew Meadow
F		Elijah Price
G		Deyton Albury
F		Kimani Hamilton
G		Mason Falslev

**PREDICTED ORDER OF FINISH**



**PAST MW CHAMPIONS**

Year	Regular Season	Tournament
2024-25	New Mexico	Colorado State
2023-24	Utah State	New Mexico
2022-23	San Diego State	San Diego State
2021-22	Boise State	Boise State
2020-21	San Diego State	San Diego State
2019-20	San Diego State	Utah State
2018-19	Nevada, Utah State	Utah State

**CONFERENCE STANDINGS**

	SCHOOL	NET	W-L	PCT	CONFERENCE W-L	CONFERENCE PCT	OVERALL W-L	OVERALL PCT	H	A	N	STRK
t-1	Utah State	16	4-0	1.000	13-1	.929	6-0	3-1	4-0			W6
	San Diego State	62	4-0	1.000	10-4	.714	7-1	2-0	1-3			W4
t-3	New Mexico	44	3-1	.750	12-3	.800	9-0	2-2	1-1			W2
	Nevada	80	3-1	.750	11-4	.733	7-2	3-1	1-1			L1
t-5	<b>Grand Canyon</b>	<b>97</b>	<b>2-1</b>	<b>.667</b>	<b>9-5</b>	<b>.643</b>	<b>6-2</b>	<b>2-1</b>	<b>1-2</b>			<b>W1</b>
	UNLV	171	2-1	.667	7-7	.500	5-3	2-1	0-3			L1
7	Wyoming	84	2-2	.500	11-4	.733	9-1	1-3	1-0			W1
t-8	Colorado State	91	1-3	.250	10-5	.667	6-3	2-1	2-1			L1
	Boise State	67	1-3	.250	9-6	.600	6-2	1-2	2-2			L2
	Fresno State	155	1-3	.250	7-8	.467	5-5	1-2	1-1			W1
t-11	San José State	247	0-4	.000	5-10	.333	4-4	0-5	1-1			L5
	Air Force	322	0-4	.000	3-12	.200	3-7	0-4	0-1			L8

**CONFERENCE LEADERBOARDS**

INDIVIDUAL LEADERS

SCORING	G	FG	3PT	FT	PTS	AVG
1. Collins, MJ - USU	14	97	38	50	282	20.14
2. Garland, Colby - SJSU	15	101	16	66	284	18.93
3. Heidbreder, Jake - Fresno	15	93	36	50	272	18.13
4. Henley, Jaden - GCU	14	82	13	70	247	17.64
5. Gibbs-Lawhorn, Dra - UNLV	14	80	29	41	230	16.43
6. Falslev, Mason - USU	14	80	16	41	217	15.50
7. Walker, Leland - UW	15	78	17	45	218	14.53
8. Comer, Tayshawn - Nevada	15	68	17	60	213	14.20
9. Collins, Zaon - Fresno	15	75	11	43	204	13.60
10. Hall, Jake - UNM	15	70	41	22	203	13.53

FIELD GOAL PERCENTAGE	G	FGM	FGA	FG%
1. Davis, BJ - SDSU	14	56	63	.889
2. Heidbreder, Jake - Fresno	15	50	57	.877
3. Garland, Colby - SJSU	15	66	76	.868
4. Bennett, Khaden - UW	15	46	53	.868
5. Collins, MJ - USU	14	50	58	.862
Andrews, Dylan - Boise	15	50	58	.862
7. Booth, Carey - CSU	15	57	67	.851
8. Gibbs-Lawhorn, Dra - UNLV	14	41	49	.837
9. Williams, Makaih - GCU	14	38	47	.809
10. Henley, Jaden - GCU	14	70	87	.805

INDIVIDUAL LEADERS

REBOUNDING	G	DEF	OFF	TOT	AVG
1. Buljan, Tomislav - UNM	13	44	80	124	9.54
2. Owusu-Anane, Nana - GCU	14	36	89	125	8.93
3. Jacques, Wilson - Fresno	15	41	85	126	8.40
4. Price, Elijah - Nevada	15	44	81	125	8.33
5. Moundi, Yaphet - SJSU	13	30	69	99	7.62
6. Booth, Carey - CSU	15	19	87	106	7.07
7. Clark, Garry - USU	14	44	51	95	6.79
8. Fleming Jr., Howie - UNLV	13	15	64	79	6.08
9. Falslev, Mason - USU	14	21	60	81	5.79
10. Robinson, Eli - USAFA	15	24	62	86	5.73

ASSISTS	G	ASSISTS	AVG
1. Falslev, Mason - USU	14	37	2.64
2. Collins, Zaon - Fresno	15	30	2.00
3. Allen, Drake - USU	13	25	1.92
4. Byrd, Miles - SDSU	14	26	1.86
5. Gibbs-Lawhorn, Dra - UNLV	14	24	1.71
6. Henley, Jaden - GCU	14	23	1.64
7. Heidbreder, Jake - Fresno	15	23	1.53
Bennett, Khaden - UW	15	23	1.53
9. Davis, BJ - SDSU	14	20	1.43
10. Price, Elijah - Nevada	15	21	1.40

TEAM LEADERS

SCORING OFFENSE	G	W-L	PTS	AVG
1. Utah St.	14	13-1	1212	86.57
2. Wyoming	15	11-4	1261	84.07
3. San Diego St.	14	10-4	1166	83.29
4. Colorado St.	15	10-5	1203	80.20
5. New Mexico	15	12-3	1195	79.67
6. UNLV	14	7-7	1115	79.64
7. Boise St.	15	9-6	1151	76.73
8. Nevada	15	11-4	1141	76.07
9. Grand Canyon	14	9-5	1057	75.50
10. Fresno St.	15	7-8	1111	74.07

SCORING DEFENSE	G	PTS ALLOWED	AVG
1. Utah St.	14	937	66.93
2. New Mexico	15	1013	67.53
3. Grand Canyon	14	953	68.07
4. Fresno St.	15	1063	70.87
5. Nevada	15	1068	71.20
6. Wyoming	15	1071	71.40
7. Colorado St.	15	1081	72.07
8. Boise St.	15	1083	72.20
9. San Diego St.	14	1040	74.29
10. Air Force	15	1124	74.93

TEAM LEADERS

TEAM SUMMARIES	G	PF-PA	AVG SCORE	MARGIN	FG-FGA	FG%	3P-3PA	3P%	FT-FTA	FT%	REB F	REB A	MARGIN
Air Force	15	943-1124	62.9-74.9	-12.07	327-753	.434	88-297	.296	201-316	.636	459	535	-5.07
Boise St.	15	1151-1083	76.7-72.2	+4.53	378-875	.432	121-367	.330	274-361	.759	570	463	+7.13
Colorado St.	15	1203-1081	80.2-72.1	+8.13	404-796	.508	159-389	.409	236-303	.779	504	437	+4.47
Fresno St.	15	1111-1063	74.1-70.9	+3.20	396-866	.457	111-349	.318	208-286	.737	535	493	+2.80
Grand Canyon	14	1057-953	75.5-68.1	+7.43	365-814	.448	92-305	.302	235-309	.761	515	427	+6.29
Nevada	15	1141-1068	76.1-71.2	+4.87	369-861	.429	98-275	.356	305-406	.751	534	523	+0.73
New Mexico	15	1195-1013	79.7-67.5	+12.13	406-896	.453	138-416	.332	245-324	.756	551	523	+1.87
San Diego St.	14	1166-1040	83.3-74.3	+9.00	416-854	.487	107-273	.392	227-308	.737	516	478	+2.71
San Jose St.	15	1099-1147	73.3-76.5	-3.20	386-873	.442	116-323	.359	211-285	.740	478	499	-1.40
UNLV	14	1115-1082	79.6-77.3	+2.36	385-846	.455	84-291	.289	261-389	.671	529	520	+0.64
Utah St.	14	1212-937	86.6-66.9	+19.64	440-831	.529	121-314	.385	211-296	.713	515	416	+7.07
Wyoming	15	1261-1071	84.1-71.4	+12.67	439-918	.478	125-365	.342	258-357	.723	586	466	+8.00



**BRYCE DREW**  
6TH SEASON AT GCU

Year	School	Record	Postseason
2011-12	Valparaiso	22-12	NIT (1st Rd.)
2012-13	Valparaiso	26-8	NCAA (2nd Rd.)
2013-14	Valparaiso	18-16	CIT (1st Rd.)
2014-15	Valparaiso	28-6	NCAA (2nd Rd.)
2015-16	Valparaiso	30-7	NIT (Runner-up)
<b>5 seasons</b>		<b>124-49 (.717)</b>	
2016-17	Vanderbilt	19-16	NCAA (1st Rd.)
2017-18	Vanderbilt	12-20	--
2018-19	Vanderbilt	9-23	--
<b>3 seasons</b>		<b>40-59 (.404)</b>	
2020-21	Grand Canyon	17-7	NCAA (1st Rd.)
2021-22	Grand Canyon	23-8	--
2022-23	Grand Canyon	24-12	NCAA (1st Rd.)
2023-24	Grand Canyon	30-5	NCAA (2nd Rd.)
2024-25	Grand Canyon	26-8	NCAA (1st Rd.)
2025-26	Grand Canyon	9-5	
<b>6th season</b>		<b>129-45 (.741)</b>	
<b>14th season</b>		<b>293-153 (.657)</b>	

**Bryce Drew** is in his sixth season as Grand Canyon's head men's basketball coach in 2025-26 after being named the program's 14th head coach prior to the 2020-21 season.

Drew has elevated the Lopes into an NCAA Tournament mainstay with four appearances in his first five seasons, highlighted by the program's first March Madness win in 2024 over fifth-seeded Saint Mary's. He has guided all three programs he's led—Valparaiso, Vanderbilt and GCU—to the NCAA Tournament.

GCU's 2023-24 season set a new standard for the program. The Lopes won their first outright WAC regular-season championship, claimed the WAC Tournament title, earned their first NCAA Tournament win and posted a 30-win season. Tyon Grant-Foster became GCU's first WAC Player of the Year, while Drew was a Naismith Men's Coach of the Year finalist and NABC District 6 Coach of the Year. GCU also recorded its first two top-25 victories, defeating No. 25 San Diego State and No. 15 Saint Mary's.

Drew made an immediate impact in 2020-21, leading GCU to its first NCAA Tournament in his debut season. The Lopes won both the WAC regular-season and tournament titles before facing No. 2 Iowa in March Madness. He quickly established a new culture and roster—headlined by WAC Newcomer of the Year Asbjørn Midtgaard—while navigating the challenges associated with the COVID-19 season.

GCU returned to the NCAA Tournament in 2023 after a historic four-wins-in-four-days run as the No. 5 seed in the WAC Tournament. In 2024-25, the Lopes finished second in the regular-season race and improved to 12-1 under Drew in WAC Vegas, celebrating their fourth tournament title in five years.

Before GCU, Drew built consistent winners at Valparaiso and Vanderbilt. He averaged 25 wins per season at Valpo, capturing four Horizon League regular-season titles and two NCAA berths. At Vanderbilt, he led the Commodores to an NCAA appearance in 2017, secured five top-25 wins, and signed the top recruiting class in school history, including Darius Garland, the No. 5 pick in the 2019 NBA Draft.

Drew played six NBA seasons after being selected 16th overall by Houston in 1998. Known for his perimeter shooting, he's best remembered for "The Shot" that lifted No. 13 Valparaiso past No. 4 Ole Miss in the 1998 NCAA Tournament. He finished his college career with 2,142 points, two conference Player of the Year honors, a Sweet 16 appearance and a retired No. 24 jersey.

Drew comes from a storied basketball family. His father, Homer, coached him at Valparaiso; his brother Scott led Baylor to a national championship; and his sister Dana was a MAC Player of the Year at Toledo. Drew and his wife, Tara, have one son, Bryson.



**MILESTONE VICTORIES**

**OVERALL CAREER**

1	11/11/11	at Georgia Southern	W 90-81
50	11/10/13	vs. North Park	W 113-50
100	11/24/15	at Oregon State	W 63-57
150	1/20/18	vs. LSU	W 77-71
200	2/23/22	at Chicago State	W 85-64

**GCU CAREER**

1	11/25/20	vs. Grambling State	W 69-53
50	12/29/22	vs. California Baptist	W 73-59

**OTHER NOTABLES**

1st home win	11/14/11	vs. Holy Cross (Ind.)	W 88-38
1st road win	11/11/11	at Georgia Southern	W 90-81
1st postseason win	3/15/16	vs. Texas Southern	W 84-73
1st Horizon League win	12/3/11	at Butler	W 77-71
1st SEC win	12/29/16	at LSU	W 96-89
1st WAC win	1/8/20	at Tarleton	W 75-72
1st MW win	12/20/25	at Wyoming	W 82-70
1st NCAA Tournament win	3/22/24	vs. Saint Mary's	W 75-66

**ASSISTANT COACHES**



**CASEY SHAW**

*Assistant coach, 6th season*

- » Has been with Drew for all six GCU seasons.
- » Former Vanderbilt assistant and 13-year pro, including NBA draft pick in 1998.
- » Toledo standout; Academic All-American and top-10 in scoring and rebounding.



**MARC RODGERS**

*Assistant coach, 3rd season*

- » Key part of GCU recruiting efforts.
- » Previously coached at Wyoming, contributing to 2022 NCAA at-large bid.
- » Also was on staff for two stints at Long Beach.
- » Played at Central Washington from 2013-18.



**MATT LOTTICH**

*Assistant coach, 1st season*


- » Former Valpo head coach with 108 wins, three titles. Assistant during Valpo's winningest stretch (2014-16).
- » Stanford standout and 10-year pro.
- » Recent coaching stops: Missouri and Brown.



**KAM MURRELL**

*Assistant coach, 1st season*

- » Previous stops: Memphis, St. Thomas Aquinas, Fairleigh Dickinson, Iona.
- » Part of historic FDU 16-over-1 NCAA upset.
- » Former Long Beach Poly standout and college team captain.



**JORDAN MCCABE**

*Assistant coach, 1st season*

- » Former West Virginia and UNLV point guard known for elite ball-handling.
- » Began coaching at West Virginia and Green Bay.
- » 2018 Wisconsin Mr. Basketball and basketball mixtape sensation.



**DERRICK WROBEL**

*Chief of staff, 1st season*

- » Most recently worked at Stanford and Washington State with Kyle Smith. Other stops include Arizona State, Cal, St. John's.
- » Part of nine NCAA Tournament teams.
- » Witnessed Coach Drew's "The Shot" from 1998 as a student manager for Ole Miss.



**GLOBAL CREDIT UNION** **GCU**

GLOBAL CREDIT UNION ARENA AT GCU

## TOP FIVE CROWDS

<b>7,521</b>	Jan. 11, 2018	New Mexico State
<b>7,502</b>	Feb. 25, 2017	Kansas City
<b>7,499</b>	Jan. 15, 2022	Tarleton (ESPNU)
<b>7,498</b>	Nov. 8, 2019	Illinois
<b>7,497</b>	Mar. 2, 2019	CSU Bakersfield

## TOP STUDENT SECTIONS PER ANDY KATZ OF NCAA.COM, OCT. 2023

1		6	
2		7	
3		8	
4		9	
5		10	

Capacity **7,000**  
Record **196-43 (.820)**  
Opened **2011**



**Global Credit Union Arena at Grand Canyon University** is Phoenix's premier mid-sized indoor venue and home to Lopes men's and women's basketball and women's volleyball. Opened in 2011 with 7,000 seats, it's known for packed crowds, elite game-day atmosphere, and a strong home-court advantage.

GCU men's basketball owns a **196-43 (.820)** record in the building, including a perfect 16-0 season in 2023-24 and seven 15-win home campaigns. The Lopes averaged 7,170 fans in 2018-19 (102.42% capacity), the nation's highest percentage. The men's team holds a 160-39 home Division I record, while the women's team stands at 132-47 since 2013-14. GCU clinched its first D-I conference title on this floor in 2021.

The Havocs student section, nationally recognized as "the biggest party in college basketball" by outlets like Bleacher Report and USA Today, has helped make the arena one of the most intimidating venues in the country. Home attendance has tripled since opening, with crowds of 7,000+ now routine.

Athletes benefit from on-site training, recovery, and locker room facilities just steps from student housing, creating an ideal environment for competition and development. The arena broke ground in 2010 and remains a centerpiece of GCU's rise to national prominence.



**The Havocs** are some of the most dedicated and rowdy fans in all of collegiate sports. Often 3,000 students strong, they turn GCU athletic venues into some of the rowdiest environments in all of college sports.

Known for their constant energy, support and pride, the Havocs support and encourage GCU athletic teams, promote school spirit and build Lope pride.

Tabbed as the "Biggest Party in College Basketball," the Havocs bring the noise and excitement every game with different cheers and chants to give every team a competitive advantage when playing at home. In 2018, Global Credit Union Arena was ranked 22nd in the country for best college basketball atmospheres, and was quoted as "easily one of the rowdiest fan bases in the entire country."



The Havocs' mission is to be the most spirited, energetic and disruptive student section in the country. Havocs strive to create the most unique game day experience in college basketball and a sense of camaraderie for all students.

The Havocs cheer at more than just home events, sending droves of students to rival New Mexico State and to the WAC Tournament in Las Vegas. The support has garnered national attention over the past five years including being featured on ESPN's Scott Van Pelt's SportsCenter show.



### WHAT THEY'RE SAYING

"In college basketball, in my 40-plus years, this was the toughest crowd I've ever faced. Awesome ... you've got something special here. Really special."

- **Rick Pitino, Hall of Fame coach**

"GCU created college basketball's rowdiest secret with stunning quickness ... home to possibly the best student section in college basketball. Duke has the Cameron Crazies. Kansas has the Phog. GCU has the Havocs."

- **Andrew Joseph, USA Today**

"This is not a college basketball game. It's a Miami nightclub in the desert."

- **Myron Medcalf, ESPN.com**

"The Havocs are the biggest party in college basketball." - **SB Nation**



## » A FAMILY COACHING TRADITION

Basketball is ingrained in the family tree of Bryce Drew. Between Bryce, his brother, Scott, and their father, Homer, the trio is a part of the second-winningest family coaching tree in college basketball history.

### ALL-TIME NCAA VICTORIES BY FAMILY

Rank	Family	Wins
1	Iba	1,632
2	Drew	1,427
3	Sutton	1,173
4	Bartow	1,023
5	Pitino	1,009
6	Knight	982
7	Meyer	950
8	Thompson	942
9	Bennett	923
10	Van Breda Kolff	674

Homer was a head coach for 34 seasons including 22 at Valparaiso. He won 640 games and is a member of the College Basketball Hall of Fame.

Scott was an assistant under Homer at Valpo before taking the reins at Baylor in 2003. He is one of the top-20 longest tenured head coaches in D-I men's basketball, leading the Bears to the 2021 National Championship in what some characterized as one of the greatest rebuilds in sports history. Scott has 494 wins.

Bryce played under both Homer (head coach) and Scott (assistant coach) at Valpo before taking over the program in 2011 and accumulating 124 wins in five seasons. Add 40 more at Vanderbilt plus his time at GCU and Bryce has 293 as a head coach.

### FATHER/SON D-I COACHES

Current Coach	School	Father	Current Coach	School	Father
Brian Barone	SIU Edwardsville	Tony	Phil Martelli Jr.	VCU	Phil
Mike Bibby	Sacramento State	Henry	Dan Monson	Eastern Washington	Don
Jeff Capel III	Pitt	Jeff II	Eric Musselman	USC	Bill
<b>Bryce Drew</b>	<b>Grand Canyon</b>	<b>Homer</b>	Ryan Odom	Virginia	Dave
Scott Drew	Baylor	Homer	Steven Pearl	Auburn	Bruce
Brian Dutcher	San Diego State	Jim	Richard Pitino	Xavier	Rick
Chris Gerulfson	San Francisco	Rob	Kevin Willard	Villanova	Ralph
John Griffin III	Bucknell	John II			



## » NBA EXPERIENCE

Drew played six NBA seasons after being drafted 16th overall by the Houston Rockets in 1998, where he started 41 games in 2000-01. In 1999, the NBA awarded him with the Henry P. Iba Citizen Athlete Award for sportsmanship.

The 6-foot-3 point guard, who also played for the Chicago Bulls and New Orleans Hornets, was known for his perimeter shot (37% 3-point shooting).

He is one of 21 active Division I head coaches to play in the NBA.

### D-I COACHES WITH NBA EXPERIENCE

Coach	School	Coach	School
Steve Alford	Nevada	Mark Madsen	California
Mike Bibby	Sacramento State	Cuonzo Martin	Missouri State
Speedy Claxton	Hofstra	Mark Pope	Kentucky
Hubert Davis	North Carolina	Larry Stewart	Coppin State
Johnny Dawkins	Central Florida	Rod Strickland	Long Island
<b>Bryce Drew</b>	<b>Grand Canyon</b>	Damon Stoudamire	Georgia Tech
Kim English	Providence	Reggie Theus	Bethune-Cookman
Penny Hardaway	Memphis	Darrell Walker	Little Rock
Fred Hoiberg	Nebraska	Charlie Ward	Florida A&M
Bobby Hurley	Arizona State	Mo Williams	Jackson State
Jim Les	UC Davis		



**RECORD WHEN**
**GAME TYPE**

	2025-26	UNDER DREW	D1 ERA
Home	6-2	77-12	167-41
Road	2-1	31-19	64-65
Neutral site	1-2	21-14	34-25
Overtime games	--	2-0	6-4

**AT THE HALF**

	2025-26	UNDER DREW	D1 ERA
Leading	9-0	101-11	213-34
Trailing	0-5	23-31	43-94
Tied	--	6-3	12-6

**WHEN SCORING**

	2025-26	UNDER DREW	D1 ERA
Less than 60 points	0-1	5-10	7-38
60-69 points	2-2	19-19	44-51
70-79 points	1-1	43-13	94-34
80-89 points	4-1	40-2	81-9
90-99 points	2-0	15-0	30-0
100+ points	--	7-0	9-1

**SCORING MARGIN**

	2025-26	UNDER DREW	D1 ERA
1-5 points	--	28-17	61-48
6-9 points	0-2	19-10	40-26
10-15 points	4-3	34-12	69-33
16+ points	5-0	50-4	95-21

**REBOUNDING**

	2025-26	UNDER DREW	D1 ERA
Less than 20 rebounds	--	0-1	2-3
20-24 rebounds	0-1	0-1	2-14
25-29 rebounds	0-1	9-5	24-27
30-34 rebounds	2-1	25-11	60-38
35-39 rebounds	4-2	41-17	80-35
40-49 rebounds	2-0	42-4	79-11
50+ rebounds	1-0	14-2	20-2

**SHOOTING PERCENTAGE**

	2025-26	UNDER DREW	D1 ERA
GCU shoots better than opponent	7-2	106-13	215-29
GCU shoots worse than opponent	2-3	21-31	47-100
Same shooting percentage	--	0-0	1-0
GCU shoots 50% or better	4-0	50-1	95-8
GCU shoots 45-49.9%	2-2	41-8	80-20
GCU shoots 40-44.9%	1-1	25-14	61-43
GCU shoots under 40%	2-1	13-21	29-62

**TURNOVERS**

	2025-26	UNDER DREW	D1 ERA
GCU has fewer than opponent	4-3	60-12	141-41
GCU has more than opponent	4-2	49-20	92-69
Same number of turnovers	1-0	16-10	27-21

**FOULS**

	2025-26	UNDER DREW	D1 ERA
GCU has fewer than opponent	6-2	84-16	187-48
GCU has more than opponent	2-3	38-26	59-75
Same number of fouls	1-0	7-2	20-10

**MISCELLANEOUS**

	2025-26	UNDER DREW	D1 ERA
Record coming off a win	3-5	94-35	178-84
Record coming off a loss	5-0	30-10	81-43
vs. AP Top 25	--	2-5	2-11

**SEASON HIGHS & LOWS**
**GCU HIGHS**

Points	91	Dec. 22 vs. IU Indy
Field goals made	32	2x, last: Nov. 7 vs. Youngstown State
Field goal attempts	76	Dec. 13 vs. Coastal Carolina
Field goal percentage	56.8%	Dec. 20 at Wyoming
3-pointers made	11	Nov. 3 vs. Purdue Fort Wayne
3-pointers attempted	30	Dec. 13 vs. Coastal Carolina
Free throws made	30	Nov. 21 vs. Northwestern State
Free throws attempted	39	Nov. 21 vs. Northwestern State
Free throw percentage	94.7%	Nov. 10 vs. Northern Illinois
Rebounds	54	Dec. 13 vs. Coastal Carolina
Assists	21	Nov. 3 vs. Purdue Fort Wayne
Steals	13	Dec. 2 vs. Stetson
Blocked shots	7	Nov. 15 at Saint Louis
Turnovers	19	2x, last: Nov. 26 vs. Iowa
Fouls	23	Nov. 21 vs. Northwestern State

**GCU LOWS**

Points	46	Nov. 26 vs. Iowa
Field goals made	17	Nov. 26 vs. Iowa
Field goal attempts	42	Nov. 26 vs. Iowa
Field goal percentage	28.4%	Nov. 15 at Saint Louis
3-pointers made	0	Nov. 25 vs. Utah
3-pointers attempted	10	Nov. 25 vs. Utah
Free throws made	7	Nov. 26 vs. Iowa
Free throws attempted	9	Nov. 26 vs. Iowa
Free throw percentage	61.5%	2x, last: Jan. 3 vs. Colorado State
Rebounds	29	Jan. 3 vs. Colorado State
Assists	8	2x, last: Dec. 20 at Wyoming
Steals	1	Nov. 7 vs. Youngstown State
Blocked shots	1	5x, last: Dec. 22 vs. IU Indy
Turnovers	5	Dec. 13 vs. Coastal Carolina
Fouls	11	Dec. 13 vs. Coastal Carolina

**OPPONENT HIGHS**

Points	90	Nov. 7 vs. Youngstown State
Field goals made	30	Dec. 6 vs. Oklahoma State
Field goal attempts	67	Dec. 13 vs. Coastal Carolina
Field goal percentage	57.7%	Dec. 6 vs. Oklahoma State
3-pointers made	12	Nov. 7 vs. Youngstown State
3-pointers attempted	33	Dec. 22 vs. IU Indy
Free throws made	24	Nov. 7 vs. Youngstown State
Free throws attempted	30	2x, last: Dec. 20 at Wyoming
Free throw percentage	90.0%	Nov. 3 vs. Purdue Fort Wayne
Rebounds	45	Nov. 15 at Saint Louis
Assists	18	Nov. 7 vs. Youngstown State
Steals	12	Dec. 20 at Wyoming
Blocked shots	5	Nov. 25 vs. Utah
Turnovers	21	Nov. 10 vs. Northern Illinois
Fouls	27	Nov. 21 vs. Northwestern State

**OPPONENT LOWS**

Points	45	Dec. 2 vs. Stetson
Field goals made	17	2x, last: Jan. 7 at Boise State
Field goal attempts	47	Nov. 26 vs. Iowa
Field goal percentage	34.0%	Dec. 2 vs. Stetson
3-pointers made	3	Dec. 20 at Wyoming
3-pointers attempted	16	Nov. 25 vs. Utah
Free throws made	4	2x, last: Dec. 13 vs. Coastal Carolina
Free throws attempted	8	Dec. 13 vs. Coastal Carolina
Free throw percentage	40.0%	Dec. 2 vs. Stetson
Rebounds	17	Nov. 21 vs. Northwestern State
Assists	6	2x, last: Jan. 7 at Boise State
Steals	3	2x, last: Dec. 13 vs. Coastal Carolina
Blocked shots	0	Dec. 2 vs. Stetson
Turnovers	4	Dec. 13 vs. Coastal Carolina
Fouls	14	Nov. 26 vs. Iowa



## TEAM

Scored 90+ points	vs. IU Indy (91), 12/22/25	Lost game by 30 points or more	vs. Maryland (32), 3/21/25
Scored 90+ points (conf. game)	vs. Utah Tech (90), 3/6/25	Lost game by 40 points or more	at Louisville (48), 12/5/15
Scored 100+ points	vs. Bryant (112), 12/30/24		
Scored 100+ points (conf. game)	at California Baptist (103), 2/8/20	Won game decided by one point	vs. Saint Louis (W 73-72), 12/22/24
Scored 110+ points	vs. Bryant (112), 12/30/24	Lost game decided by one point	at Abilene Christian (L 82-81, OT), 3/8/25
Scored 110+ points (conf. game)	Never happened	Two consecutive games decided by one point	Never happened
		Two consecutive games decided by five points or less	2 games, 2/17/24-2/22/24
Scored less than 50 points	vs. Iowa (46), 11/26/25	Three consecutive games decided by five points or less	4 games, 1/14/23-1/26/23
Scored less than 50 points (conf. game)	at Stephen F. Austin (46), 1/20/22	Came back from 15-point deficit	at Utah Tech (16), 1/6/24
		Came back from 18-point deficit	vs. Montana State (19), 11/7/22
Allowed 90+ points	vs. Youngstown State (90), 11/7/25	Came back from 20-point deficit	vs. CSU Bakersfield (20), 2/8/14
Allowed 90+ points (conf. game)	at Utah Valley (92), 2/22/20	Won on game-winning shot (took lead on final possession)	vs. Saint Louis, 12/22/24
Allowed 100+ points	vs. Nebraska-Omaha (108), 12/13/15		
Allowed 100+ points (conf. game)	Never happened	Beat an AP top-25 team	vs. No. 15 Saint Mary's (W 75-66), 3/22/24
		Played an AP top-25 team	vs. No. 11 Maryland (L 81-49), 3/21/25
Allowed less than 45 points	vs. UT Rio Grande Valley (43), 2/29/24		
Allowed less than 45 points (conf. game)	vs. UT Rio Grande Valley (43), 2/29/24	Pulled down 45 rebounds	vs. Coastal Carolina (54), 12/13/25
		Pulled down 50 rebounds	vs. Coastal Carolina (54), 12/13/25
Shot 60% from the field	vs. Norfolk State (61.1%), 11/22/24	Pulled down 55 rebounds	vs. Bryant (61), 12/30/24
Shot 65% from the field	vs. Abilene Christian (66.7%), 2/17/23	Pulled down 60 rebounds	vs. Bryant (61), 12/30/24
Shot 70% from the field	vs. Bethesda (70.0%), 1/15/21		
Shot less than 30% from the field	at Saint Louis (28.4%), 11/15/25	Back-to-back 50 rebound games	vs. Mississippi Valley State & at Arizona State, 12/4-9/21
Allowed 60% shooting	at Tarleton (61.5%), 1/28/23	Out-rebounded opponent by 15+	vs. Coastal Carolina (+21), 12/13/25
Allowed 65% shooting	Never happened	Out-rebounded opponent by 20+	vs. Coastal Carolina (+21), 12/13/25
Allowed 30% or less shooting	at Seattle U (25.4%), 3/1/25	Out-rebounded opponent by 25+	vs. Park (+27), 2/21/23
Allowed 25% or less shooting	vs. Park (22.7%), 2/21/23		
		Won an overtime game	vs. Seattle U (OT), 2/1/24
Shot 90%+ from FT line (min. 10 FTA)	vs. Northern Illinois (94.7%, 18-19), 11/10/25	Lost an overtime game	at Abilene Christian (L 82-81, OT), 3/8/25
Shot 100% from FT line (min. 10 FTA)	at Southern Utah (100.0%, 15-15), 1/4/24	Won an overtime game (conf. game)	vs. Seattle U (OT), 2/1/24
Shot below 50% from FT line (min. 10 FTA)	at Utah Tech (45.0%, 9-20), 3/3/23	Lost an overtime game (conf. game)	at Abilene Christian (L 82-81, OT), 3/8/25
		Played two overtimes	at Boise State (20T), 12/13/17
Attempted 40 free throws	vs. Bryant (44), 12/30/24	Played consecutive overtime games	Never happened
Attempted 50 free throws	vs. UT Arlington (50), 3/16/24		
Attempted five or less free throws	vs. Utah Valley (3), 3/5/21	Committed 20+ turnovers	at California Baptist (22), 2/8/25
Made 30 free throws	vs. Tarleton State (33), 1/18/25	Committed less than 10 turnovers	vs. Coastal Carolina (5), 12/13/25
		Committed less than 8 turnovers	vs. Coastal Carolina (5), 12/13/25
Made 10 3-pointers	vs. Northern Illinois (10), 11/10/25	Committed less than 5 turnovers	vs. North Dakota State (4), 11/25/23
Made 12 3-pointers	vs. Norfolk State (14), 11/22/24		
Made 15 3-pointers	vs. Sam Houston (WAC Tourn.) (16), 3/10/23	Scored 45+ in a half	vs. IU Indy (48 in 1st), 12/22/25
Made 16 3-pointers	vs. Sam Houston (WAC Tourn.) (16), 3/10/23	Scored 50+ in a half	vs. Coastal Carolina (52 in 1st), 12/13/25
Made 17 3-pointers	vs. Park (21), 2/21/23		
Won game with 0 made 3-pointers	vs. Utah, 11/25/25		
Scored 90+ in consecutive games	vs. Abilene Christian / Park, 2/17-21/23		
Scored 90+ in three consecutive games	at Chicago State, vs CBU, vs ENMU 2/16-27/19		
Scored 100+ in consecutive games	Never happened		
Won game by 30 points or more	vs. Abilene Christian (30), 1/16/25		
Won game by 35 points or more	vs. Bryant (46), 12/30/24		
Won game by 40 points or more	vs. Bryant (46), 12/30/24		
Won game by 45 points or more	vs. Bryant (46), 12/30/24		
Won game by 50 points or more	vs. Bethesda (50), 12/27/23		

## INDIVIDUAL

### IN ANY GAME...

Scored 25 Points	Jaden Henley, 29, 12/22/25, vs. IU Indy
Scored 30 Points	Makaih Williams, 31, 12/30/24, vs. Bryant
Scored 35 Points	Gabe McGlothan, 35, 3/9/23, vs. Seattle U (WAC Tourn.)
Scored 40 Points	DeWayne Russell, 42, 12/3/16, vs. Louisville

Scored 20 points in a half	Jaden Henley, 21, 2nd, 12/22/25, vs. IU Indy
Scored 25 points in a half	Makaih Williams, 25, 1st, 12/30/24, vs. Bryant

Two players had 20 points	Grant-Foster (20) & Coles (20), 11/22/24, vs. Norfolk State
Two players had 25 points	McGlothan (28) & Grant-Foster (25), 1/20/24, at Seattle U
Three players had 20 points	Harrison (27), McMillian (21), McGlothan (20), 2/17/23 vs. ACU

Scored 20 points in two straight games	Tyon Grant-Foster (2), 1/4/25 - 1/9/25
Scored 20 points in three straight games	Tyon Grant-Foster (4), 3/15/24 - 3/24/24
Scored 20 points in four straight games	Tyon Grant-Foster (4), 3/15/24 - 3/24/24
Scored 20 points in five straight games	never happened
Scored 30 points in two straight games	Carlos Johnson (2), 3/13/19 - 3/14/19

Double figures in 10 straight games	JaKobe Coles (17), 1/16/25 - 3/15/25
Double figures in 15 straight games	JaKobe Coles (17), 1/16/25 - 3/15/25
Double figures in 20 straight games	Ray Harrison (21), 11/26/22 - 2/17/23
Double figures in 30 straight games	DeWayne Russell (33), 3/1/16 - 3/4/17

Five players scored in double figures	vs. IU Indy (5), 12/22/25
Six players scored in double figures	vs. Utah Valley (6), 3/15/25
Four players scored 15 or more points	at California Baptist (4), 2/8/20

Double-double	Nana Owusu-Anane (10 pts / 15 reb), 12/2/25 vs. Stetson
Double-double (points / assists)	Casey Benson (12p/10a), 1/23/18, vs. William Jessup
Double-double in two straight games	Nana Owusu-Anane, 11/7/25-11/10/25
Double-double in three straight games	Asbjørn Midtgaard (5), 1/31/21-2/27/21
Double-double in four straight games	Asbjørn Midtgaard (5), 1/31/21-2/27/21
Two players with double-double	Brennan (18/12) & Coles (13/12), 3/1/25 at Seattle U
Triple-double	never happened

20 points, 10 rebounds	Collin Moore (23p/10r), 11/9/24 vs. Western Kentucky
30 points, 10 rebounds	Gabe McGlothan (35p/10r), 3/9/23, vs. Seattle U (WAC Tourn.)
20 points, 10 assists	DeWayne Russell, 21p/11a, 1/7/17 vs. Utah Valley

Made 10 FG in a game	Jaden Henley (10), 12/22/25 vs. IU Indy
Made 12 FG in a game	Gabe McGlothan (13), 3/9/23 vs. Seattle U (WAC Tourn.)
Made 15 FG in a game	Michael Finke (16), 2/14/19, at Kansas City

Attempted 15 FG in a game	Jaden Henley (15), 1/7/26 at Boise State
Attempted 17 FG in a game	Makaih Williams (17), 11/15/25 at Saint Louis
Attempted 20 FG in a game	Tyon Grant-Foster (20), 1/20/24, at Seattle U

Made five 3-pointers in a game	Harrison & Baumann (5), 3/11/23, vs. Seattle U (WAC Tourn.)
Made six 3-pointers in a game	Kobe Knox (6), 3/10/23, vs. Seattle U (WAC Tourn.)
Made seven 3-pointers in a game	Ray Harrison (7), 1/18/23, vs. Utah Tech
Made eight 3-pointers in a game	Josh Braun (9), 2/23/17, vs. Chicago State
Made nine 3-pointers in a game	Josh Braun (9), 2/23/17, vs. Chicago State
Attempted 10 3-pointers in a game	Walter Ellis (12), 2/21/23 vs. Park
Attempted 12 3-pointers in a game	Walter Ellis (12), 2/21/23 vs. Park

### IN A CONFERENCE GAME...

Scored 25 Points	Tyon Grant-Foster, 29, 3/2/24, vs. Stephen F. Austin
Scored 30 Points	Ray Harrison, 38, 1/18/23, vs. Utah Tech
Scored 35 Points	Ray Harrison, 38, 1/18/23, vs. Utah Tech
Scored 40 Points	never happened

Scored 20 points in a half	Tyon Grant-Foster, 21, 1st, 3/2/24, vs. Stephen F. Austin
Scored 25 points in a half	never happened

Two players had 20 points	McGlothan (25) & Harrison (21), 2/1/24, vs. Seattle U
Two players had 25 points	McGlothan (28) & Grant-Foster (25), 1/20/24, at Seattle U
Three players had 20 points	Harrison (27), McMillian (21), McGlothan (20), 2/17/23 vs. ACU

Scored 20 points in two straight games	Tyon Grant-Foster (2), 1/4/25 - 1/9/25
Scored 20 points in three straight games	Tyon Grant-Foster (5), 11/29/23 - 1/11/24
Scored 20 points in four straight games	Tyon Grant-Foster (5), 11/29/23 - 1/11/24
Scored 20 points in five straight games	Tyon Grant-Foster (5), 11/29/23 - 1/11/24
Scored 30 points in two straight games	never happened

Double figures in 10 straight games	JaKobe Coles (14), 1/16/25 - 3/8/25
Double figures in 15 straight games	Tyon Grant-Foster (15), 1/27/24 - 1/18/25
Double figures in 20 straight games	never happened

Five players scored in double figures	at Abilene Christian (5), 3/8/25
Six players scored in double figures	vs. Tarleton State (6), 1/18/25
Four players scored 15 or more points	at California Baptist (4), 2/8/20

Double-double	Duke Brennan (12 pts / 10 reb), 3/6/25 vs. Utah Tech
Double-double (points / assists)	DeWayne Russell (21p/11a), 1/7/17, vs. Utah Valley
Double-double in two straight games	Duke Brennan (2), 3/1/25 - 3/6/25
Double-double in three straight games	Asbjørn Midtgaard (5), 1/31/21-2/27/21
Double-double in four straight games	Asbjørn Midtgaard (5), 1/31/21-2/27/21
Two players with double-double	Brennan (18/12) & Coles (13/12), 3/1/25 at Seattle U
Triple-double	never happened

20 points, 10 rebounds	Tyon Grant-Foster (25p/13r), 2/22/24 at Tarleton State
30 points, 10 rebounds	Alessandro Lever, 2/20/18, 30p/10r, vs. Seattle U
20 points, 10 assists	DeWayne Russell, 21p/11a, 1/7/17 vs. Utah Valley

Made 10 FG in a game	Tyon Grant-Foster (10), 2/22/24, at Tarleton State
Made 12 FG in a game	Gabe McGlothan (12), 2/15/23 vs. UTRGV
Made 15 FG in a game	Michael Finke (16) 2/14/19, at Kansas City

Attempted 15 FG in a game	Jaden Henley (15), 1/7/26 at Boise State
Attempted 17 FG in a game	Ray Harrison (17), 2/15/25 at UT Arlington
Attempted 20 FG in a game	Tyon Grant-Foster (20), 1/20/24, at Seattle U

Made five 3-pointers in a game	Chance McMillian (6), 2/4/23, vs. Stephen F. Austin
Made six 3-pointers in a game	Chance McMillian (6), 2/4/23, vs. Stephen F. Austin
Made seven 3-pointers in a game	Ray Harrison (7), 1/18/23, vs. Utah Tech
Made eight 3-pointers in a game	Josh Braun (9), 2/23/17, vs. Chicago State
Made nine 3-pointers in a game	Josh Braun (9), 2/23/17, vs. Chicago State
Attempted 10 3-pointers in a game	Holland Woods II (10), 2/4/21, vs. Seattle U
Attempted 12 3-pointers in a game	Josh Braun (19), 2/23/17, vs. Chicago State

**INDIVIDUAL**
**IN ANY GAME...**

Made a 3-pointer in 10 straight games	Jovan Blacksher Jr. (19), 3/13/21 – 1/22/22
Made a 3-pointer in 15 straight games	Jovan Blacksher Jr. (19), 3/13/21 – 1/22/22
Made a 3-pointer in 20 straight games	Josh Braun (21), 1/7/17 – 11/25/17

Made 10 free throws	Jaden Henley (12), 11/21/25 vs. Northwestern State
Made 15 free throws	Josh Braun (17), 1/16/16 vs. Utah Valley
Made 16 free throws	Josh Braun (17), 1/16/16 vs. Utah Valley
Made 17 free throws	Josh Braun (17), 1/16/16 vs. Utah Valley
Attempted 15 free throws	Tyon Grant-Foster (15), 12/3/24, vs. Hawai'i
Attempted 18 free throws	Tyon Grant-Foster (18), 3/16/24, vs. UT Arlington
Attempted 19 free throws	Josh Braun (19), 1/16/16 vs. Utah Valley
Attempted 20 free throws	Jerome Garrison (20), 1/23/14 vs. Idaho

12 rebounds	Nana Owusu-Anane (15), 12/2/25 vs. Stetson
13 rebounds	Nana Owusu-Anane (15), 12/2/25 vs. Stetson
14 rebounds	Nana Owusu-Anane (15), 12/2/25 vs. Stetson
15 rebounds	Nana Owusu-Anane (15), 12/2/25 vs. Stetson
16 rebounds	Duke Brennan (16), 2/15/24 vs. Utah Tech
20 rebounds	Killian Larson (20), 2/22/14 at Idaho

10 rebounds in a half	Duke Brennan (12, 2nd), 1/4/25 vs. Southern Utah
11 rebounds in a half	Duke Brennan (12, 2nd), 1/4/25 vs. Southern Utah
12 rebounds in a half	Duke Brennan (12, 2nd), 1/4/25 vs. Southern Utah
13 rebounds in a half	never happened

10+ rebounds in two straight games	Nana Owusu-Anane (4), 11/7/25 - 11/21/25
10+ rebounds in three straight games	Nana Owusu-Anane (4), 11/7/25 - 11/21/25
10+ rebounds in four straight games	Nana Owusu-Anane (4), 11/7/25 - 11/21/25
Two players had 10 rebounds	Wur (11) & Brennan (10), 2/10/24 vs. Southern Utah
Three players had 10 rebounds	never happened

6 assists	Nana Owusu-Anane (7), 11/10/25 vs. Northern Illinois
7 assists	Nana Owusu-Anane (7), 11/10/25 vs. Northern Illinois
8 assists	Ray Harrison (8), 11/22/24 vs. Norfolk State
9 assists	Josh Baker (9), 12/27/23 vs. Bethesda
10 assists	Jovan Blacksher Jr. (10), 11/19/19, vs. Montana State
11 assists	DeWayne Russell (11), 1/7/17, vs. Utah Valley
12 assists	DeWayne Russell (12), 12/13/15 vs. Nebraska-Omaha

7+ assists in two straight games	Jovan Blacksher Jr. (2), 2/27/21 – 3/5/21
----------------------------------	---

Two players with 5+ assists	Owusu-Anane (5) & Stromer (5), 11/3/25 vs. Purdue Fort Wayne
-----------------------------	--

4 blocks	Nana Owusu-Anane (4), 11/15/25 at Saint Louis
5 blocks	Kobe Knox (5), 2/15/23 vs. UTRGV
6 blocks	never happened

5 steals	Jaden Henley (6), 12/2/25 vs. Stetson
6 steals	Jaden Henley (6), 12/2/25 vs. Stetson
7 steals	Jovan Blacksher Jr. (7), 11/18/22 vs. Grambling State

Played every minute	Alessandro Lever (40), 2/20/20 at Seattle U
Fouled out	Efe Demirel, 12/13/25 vs. Coastal Carolina
Two players fouled out	Dusty Stromer & Makaih Williams, 11/7/25 vs. Youngstown State
Three players fouled out	McGlothran, Brennan, & Curry, 11/29/23 at UTRGV

**IN A CONFERENCE GAME...**

Made a 3-pointer in 10 straight games	Jovan Blacksher Jr. (10), 2/19/21 – 1/22/22
Made a 3-pointer in 15 straight games	Josh Braun (22), 2/27/16 – 1/20/18
Made a 3-pointer in 20 straight games	Josh Braun (22), 2/27/16 – 1/20/18

Made 10 free throws	Tyon Grant-Foster (14), 3/2/24, vs. Stephen F. Austin
Made 15 free throws	Josh Braun (17), 1/16/16 vs. Utah Valley
Made 16 free throws	Josh Braun (17), 1/16/16 vs. Utah Valley
Made 17 free throws	Josh Braun (17), 1/16/16 vs. Utah Valley
Attempted 15 free throws	Alessandro Lever (15), 2/22/18, vs. Seattle U
Attempted 18 free throws	Josh Braun (19), 1/16/16 vs. Utah Valley
Attempted 19 free throws	Josh Braun (19), 1/16/16 vs. Utah Valley
Attempted 20 free throws	Jerome Garrison (20), 1/23/14 vs. Idaho

12 rebounds	Duke Brennan (12), 3/1/25 at Seattle U
13 rebounds	Duke Brennan (14), 2/13/25 at Tarleton State
14 rebounds	Duke Brennan (14), 2/13/25 at Tarleton State
15 rebounds	Duke Brennan (15), 1/4/25 vs. Southern Utah
16 rebounds	Duke Brennan (16), 2/15/24 vs. Utah Tech
20 rebounds	Killian Larson (20), 2/22/14 at Idaho

10 rebounds in a half	Duke Brennan (12, 2nd), 1/4/25 vs. Southern Utah
11 rebounds in a half	Duke Brennan (12, 2nd), 1/4/25 vs. Southern Utah
12 rebounds in a half	Duke Brennan (12, 2nd), 1/4/25 vs. Southern Utah
13 rebounds in a half	never happened

10+ rebounds in two straight games	Duke Brennan (2), 1/23/25 - 1/25/25
10+ rebounds in three straight games	Asbjørn Midtgaard (5), 1/30/21 – 2/27/21
10+ rebounds in four straight games	Asbjørn Midtgaard (5), 1/30/21 – 2/27/21
Two players had 10 rebounds	Wur (11) & Brennan (10), 2/10/24 vs. Southern Utah
Three players had 10 rebounds	never happened

6 assists	Collin Moore (7) & Ray Harrison (6), 2/27/25 vs. UT Arlington
7 assists	Collin Moore (7), 2/27/25 vs. UT Arlington
8 assists	Ray Harrison (8), 2/1/24 vs. Seattle U
9 assists	Jovan Blacksher Jr. (9), 3/5/21 vs. Utah Valley
10 assists	DeWayne Russell (11), 1/7/17, vs. Utah Valley
11 assists	DeWayne Russell (11), 1/7/17, vs. Utah Valley
12 assists	never happened

7+ assists in two straight games	Jovan Blacksher Jr. (2), 2/27/21 – 3/5/21
----------------------------------	---

Two players with 5+ assists	Collin Moore (7) & Ray Harrison (6), 2/27/25 vs. UT Arlington
-----------------------------	---

4 blocks	Lök Wur (4), 3/1/25 at Seattle U
5 blocks	Kobe Knox (5), 2/15/23 vs. UTRGV
6 blocks	never happened

4 steals	Collin Moore (6), 2/27/25 vs. UT Arlington
5 steals	Collin Moore (6), 2/27/25 vs. UT Arlington
6 steals	Collin Moore (6), 2/27/25 vs. UT Arlington

Played every minute	Alessandro Lever (40), 2/20/20 at Seattle U
Fouled out	Ray Harrison, 3/8/25 at Abilene Christian
Two players fouled out	Lök Wur & JaKobe Coles, 1/25/25 at Utah Tech
Three players fouled out	McGlothran, Brennan, & Curry, 11/29/23 at UTRGV



## Scored at least... (game)

86	87	88	89	90	91	92	93	94	95	96	97	98	99	100	101	102	103	104	105
12/22/25	12/22/25	12/22/25	12/22/25	12/22/25	12/22/25	3/12/25	3/12/25	3/12/25	3/12/25	3/12/25	3/12/25	3/12/25	12/30/24	12/30/24	12/30/24	12/30/24	12/30/24	12/30/24	12/30/24
vs. IU Ind	vs. IU Ind	vs. IU Ind	vs. IU Ind	vs. IU Ind	vs. IU Ind	vs. UTA	vs. UTA	vs. UTA	vs. UTA	vs. UTA	vs. UTA	vs. UTA	vs. BRY	vs. BRY	vs. BRY	vs. BRY	vs. BRY	vs. BRY	vs. BRY
91	91	91	91	91	91	98	98	98	98	98	98	98	112	112	112	112	112	112	112
106	107	108	109	110	111	112	113	114	115	116	117	118	119	120	121	122	123	124	125
12/30/24	12/30/24	12/30/24	12/30/24	12/30/24	12/30/24	12/30/24	12/27/23	12/27/23	12/27/23	12/27/23	12/27/23	12/27/23	12/27/23	12/27/23	12/27/23	12/27/23	12/27/23	12/27/23	11/19/96
vs. BRY	vs. BRY	vs. BRY	vs. BRY	vs. BRY	vs. BRY	vs. BRY	vs. BETH	vs. BETH	vs. BETH	vs. BETH	vs. BETH	vs. BETH	vs. BETH	vs. BETH	vs. BETH	vs. BETH	vs. BETH	vs. BETH	vs. AZCOB
112	112	112	112	112	112	112	124	124	124	124	124	124	124	124	124	124	124	124	144

## Scored at least... (first half)

45	46	47	48	49	50	51	52	53	54	55	56	57	58	59	60	61	62	63	64
12/22/25	12/22/25	12/22/25	12/22/25	12/13/25	12/13/25	12/13/25	12/13/25	12/30/24	12/30/24	12/30/24	12/30/24	12/30/24	12/30/24	12/30/24	12/30/24	12/30/24	12/27/23	12/27/23	12/27/23
vs. IU Ind	vs. IU Ind	vs. IU Ind	vs. IU Ind	vs. CCU	vs. CCU	vs. CCU	vs. CCU	vs. BRY	vs. BRY	vs. BRY	vs. BRY	vs. BRY	vs. BRY	vs. BRY	vs. BRY	vs. BRY	vs. BETH	vs. BETH	vs. BETH
48	48	48	48	52	52	52	52	61	61	61	61	61	61	61	61	61	67	67	67

## Scored at least... (second half)

45	46	47	48	49	50	51	52	53	54	55	56	57	58	59	60	61	62	63	64
11/10/25	3/15/25	3/15/25	3/15/25	3/15/25	3/14/25	3/12/25	2/15/25	3/16/24	2/3/24	12/27/23	12/27/23	12/27/23	11/9/22						
vs. NIU	vs. UVU	vs. UVU	vs. UVU	vs. UVU	vs. CBU	vs. UTA	at UTA	vs. UTA	at UVU	vs. BETH	vs. BETH	vs. BETH	vs. SDCC						
45	49	49	49	49	50	52	52	53	54	57	57	57	58						

## Lowest scoring opponent first halves (D-I era)

1	14	Home	*Coppin State	Nov. 25, 2016	29-14
2	15	Home	*Grambling State	Nov. 18, 2022	42-15
t-3	16	Neutral	*California Baptist	March 14, 2025	25-16
	16	Home	*Mississippi Valley State	Dec. 4, 2021	38-16
t-5	17	Home	*Florida A&M	Nov. 10, 2017	35-17
	17	Home	*Arkansas-Pine Bluff	Dec. 22, 2016	42-17
t-7	18	Home	*Grambling State	Nov. 9, 2021	40-18
	18	Home	Bethesda (Calif.)	Jan. 16, 2021	44-18
	18	Home	*Chicago State	Feb. 15, 2020	34-18
	18	Home	*Montana State	Nov. 17, 2014	28-18

## Highest scoring GCU first halves (D-I era)

t-1	67	Neutral	Bethesda (Calif.)	Dec. 27, 2023	67-35
	67	Home	Bethesda (Calif.)	Jan. 15, 2021	67-40
3	62	Home	Park (Ariz.)	Feb. 21, 2023	62-23
4	61	Home	*Bryant	Dec. 30, 2024	61-23
5	58	Home	Life Pacific (Calif.)	Dec. 7, 2024	58-25
t-6	54	Home	*Norfolk State	Nov. 22, 2024	54-27
	54	Home	*Southeast Missouri State	Nov. 6, 2023	54-20
	54	Home	Benedictine Mesa	Nov. 26, 2022	54-24
	54	Home	Benedictine Mesa	Feb. 9, 2016	54-42

## Lowest scoring opponent second halves (D-I era)

1	15	Home	Park (Ariz.)	Feb. 21, 2023	62-23
t-2	18	Home	*UT Arlington	Jan. 12, 2023	52-18
	18	Home	*Montana State	Nov. 7, 2022	41-18
	18	Home	Western New Mexico	Nov. 16, 2013	54-18
t-5	19	Home	*UT Rio Grande Valley	Feb. 29, 2024	44-19
	19	Home	*Tarleton State	Jan. 13, 2024	38-19
	19	Home	*Sam Houston	Feb. 26, 2022	32-19
	19	Away	*Tarleton State	Jan. 9, 2021	30-19
	19	Home	*Mississippi Valley State	Dec. 18, 2017	38-19
	19	Away	*UT Rio Grande Valley	Feb. 6, 2016	64-58

## Highest scoring GCU second halves (D-I era)

1	58	Home	San Diego Christian	Nov. 9, 2022	58-29
2	57	Neutral	Bethesda (Calif.)	Dec. 27, 2023	57-39
3	56	Home	Benedictine Mesa	Nov. 26, 2022	56-29
4	55	Neutral	*Seattle U	March 9, 2023	55-43
t-5	54	Away	*Utah Valley	Feb. 3, 2024	54-44
	54	Home	Bethesda (Calif.)	Jan. 16, 2021	54-29
	54	Home	Bethesda (Calif.)	Jan. 15, 2021	54-22
	54	Neutral	*Morgan State	Dec. 27, 2017	54-41
	54	Home	*Texas-Pan American	Jan. 2, 2014	54-49
	54	Home	Vanguard	Dec. 3, 2013	54-35
	54	Home	Western New Mexico	Nov. 16, 2013	54-18

## Lowest scoring opponent games (D-I era)

1	37	Home	*Coppin State	Nov. 25, 2016	70-37
t-2	38	Home	Park (Ariz.)	Feb. 21, 2023	111-38
	38	Home	*Mississippi Valley State	Dec. 18, 2017	71-38
t-4	41	Home	Western New Mexico	Nov. 16, 2013	91-41
	41	Home	*Sam Houston	Feb. 26, 2022	67-41
6	43	Home	*UT Rio Grande Valley	Feb. 29, 2024	72-43
7	44	Home	*Mississippi Valley State	Dec. 4, 2021	91-44
t-8	45	Home	*Stetson	Dec. 2, 2025	67-45
	45	Home	*Montana State	Nov. 17, 2014	61-45
	45	Away	*San Diego State	Dec. 18, 2015	52-45

## Highest scoring GCU games (D-I era)

1	124	Neutral	Bethesda (Calif.)	Dec. 27, 2023	124-74
2	121	Home	Bethesda (Calif.)	Jan. 15, 2021	121-62
3	112	Home	*Bryant	Dec. 30, 2024	112-66
4	111	Home	Park (Ariz.)	Feb. 21, 2023	111-38
5	110	Home	Benedictine Mesa	Nov. 26, 2022	110-53
6	104	Home	*Omaha	Dec. 13, 2015	(OT) 104-108
7	103	Away	*California Baptist	Feb. 8, 2020	103-98
8	101	Home	San Diego Christian	Nov. 9, 2022	101-50
t-9	100	Home	Life Pacific (Calif.)	Dec. 7, 2024	100-52
	100	Neutral	*Morgan State	Dec. 27, 2017	100-74

## Biggest halftime leads (D-I era)

1	39	Home	Park (Ariz.)	Feb. 21, 2023	62-23
2	38	Home	*Bryant	Dec. 30, 2024	61-23
3	33	Home	Life Pacific (Calif.)	Dec. 7, 2024	58-25
4	32	Neutral	Bethesda (Calif.)	Dec. 27, 2023	67-35
5	30	Home	Benedictine Mesa	Nov. 26, 2022	54-24
6	28	Home	Bethesda (Calif.)	Jan. 31, 2017	51-23
t-7	27	Home	*Coastal Carolina	Dec. 13, 2025	52-25
	27	Home	*Norfolk State	Nov. 22, 2024	54-27
	27	Home	*Grambling State	Nov. 18, 2022	42-15
	27	Home	Bethesda (Calif.)	Jan. 15, 2021	67-40

## Biggest winning margins (D-I era)

1	73	Home	Park (Ariz.)	Feb. 21, 2023	111-38
2	59	Home	Bethesda (Calif.)	Jan. 15, 2021	121-62
3	57	Home	Benedictine Mesa	Nov. 26, 2022	110-53
t-4	51	Home	San Diego Christian	Nov. 9, 2022	101-50
	51	Home	Bethesda (Calif.)	Jan. 16, 2021	98-47
t-6	50	Neutral	Bethesda (Calif.)	Dec. 27, 2023	124-74
	50	Home	Western New Mexico	Nov. 16, 2013	91-41
8	48	Home	Life Pacific (Calif.)	Dec. 7, 2024	100-52
9	47	Home	*Mississippi Valley State	Dec. 4, 2021	91-44
10	46	Home	*Bryant	Dec. 30, 2024	112-66

\* asterisks denote D-I opponents

**Slowest opponent first scores (D-I era)**

1	11:58	Home	*Mississippi Valley State	Nov. 23, 2015	W 94-60
2	13:14	Home	*Kansas City	Jan. 19, 2019	W 78-50
3	13:19	Away	*Chicago State	Feb. 16, 2019	W 90-59
4	13:36	Home	Bethesda (Calif.)	Jan. 31, 2017	W 95-66
5	14:06	Home	*Alcorn State	Nov. 29, 2022	W 80-72
6	14:31	Neutral	*Nevada	Dec. 9, 2018	L 74-66
7	14:34	Away	*Utah Valley	Jan. 15, 2015	W 83-74
8	14:36	Away	*Utah Valley	Jan. 27, 2018	L 68-56
9	14:52	Home	*Grambling State	Nov. 18, 2022	W 81-48
10	15:20	Neutral	*New Mexico State	March 16, 2019	L 89-57

**Biggest deficit in wins (D-I era)**

1	20	40-20, 4:02, 1st	Away	*CSU Bakersfield	Feb. 8, 2014	W 79-70
t-2	19	40-21, 17:43, 2nd	Home	*Montana State	Nov. 7, 2022	W 60-54
	19	36-17, 2:06, 1st	Away	*UT Rio Grande Valley	Feb. 6, 2016	W 64-58
4	17	23-6, 11:40, 1st	Away	*Liberty	Dec. 9, 2023	W 69-64
t-5	16	37-21, 1:29, 1st	Away	*Utah Tech	Jan. 6, 2024	W 75-65
	16	20-4, 12:54, 1st	Neutral	*Kansas City	March 8, 2018	W 77-74
t-7	15	24-9, 11:14, 1st	Away	*Seattle U	Feb. 16, 2017	W 61-58
	15	24-9, 5:01, 1st	Home	*Seattle U	Jan. 21, 2017	W 83-78
t-9	14	50-36, 11:48, 2nd	Away	*UT Arlington	Jan. 27, 2024	W 67-61
	14	24-10, 11:02, 1st	Home	*Tarleton State	Jan. 13, 2024	W 74-48
	14	21-7, 13:19, 1st	Away	*Southern Utah	March 1, 2023	W 83-78

**Results vs. AP top-25 opponents (D-I era)**

1	#1	Away	Kentucky	Nov. 14, 2014	L 85-45
2	#24	Away	Louisville	Dec. 5, 2014	L 111-63
3	#1	Away	Duke	Nov. 12, 2015	L 96-61
4	#14	Home	Louisville	Dec. 3, 2015	L 79-70
5	#19	Away	Arizona	Dec. 14, 2015	L 64-54
6	#9	Neutral	Nevada	Dec. 9, 2018	L 74-66
7	#23	Home	Arizona State	Dec. 13, 2020	L 71-70
8	#8	Neutral	Iowa (NCAA Tournament)	March 20, 2021	L 86-74
9	#9	Neutral	Gonzaga (NCAA Tournament)	March 17, 2023	L 82-70
10	#25	Home	San Diego State	Dec. 5, 2023	W 79-73
11	#15	Neutral	Saint Mary's (NCAA Tournament)	March 22, 2024	W 75-66
12	#19	Neutral	Alabama (NCAA Tournament)	March 24, 2024	L 72-61
13	#11	Neutral	Maryland (NCAA Tournament)	March 21, 2025	L 81-49

Record	Overall	Home	Away	Neutral
ALL GAMES	9-5	6-2	2-1	1-2
CONFERENCE	2-1	0-1	2-0	0-0
NON-CONFERENCE	7-4	6-1	0-1	1-2

Team Box Score

No.	Player				Total		3-Point		F-Throw		Rebounds											
		GP-GS	MIN	AVG	FG-FGA	FG%	3FG-3FGA	3FG%	FT-FTA	FT%	OFF	DEF	TOT	AVG	PF	DQ	A	TO	BLK	STL	PTS	AVG
10	HENLEY, Jaden	14-14	422:29	30.2	82-173	.474	13-55	.236	70-87	.805	12	55	67	4.8	27	0	33	39	3	23	247	17.6
2	WILLIAMS, Makaih	14-6	307:51	22.0	58-129	.450	22-67	.328	38-47	.809	12	16	28	2.0	34	2	27	20	1	16	176	12.6
31	OWUSU-ANANE, Nana	14-14	429:60	30.7	51-115	.443	14-43	.326	23-33	.697	36	89	125	8.9	30	0	34	19	12	14	139	9.9
11	SHAW, Caleb	14-6	293:39	21.0	47-86	.547	19-44	.432	9-13	.692	13	39	52	3.7	27	0	17	19	0	8	122	8.7
5	MOORE JR., Brian	13-12	327:09	25.2	35-83	.422	5-15	.333	28-43	.651	7	26	33	2.5	21	0	30	19	1	5	103	7.9
17	DEMIREL, Efe	14-10	290:00	20.7	43-68	.632	0-0	.000	21-29	.724	32	41	73	5.2	31	1	6	17	11	5	107	7.6
8	STROMER, Dusty	14-4	346:53	24.8	25-84	.298	15-49	.306	20-22	.909	10	25	35	2.5	25	1	16	12	1	10	85	6.1
32	BREIDENBACH, Wilhelm	14-4	208:59	14.9	14-36	.389	2-17	.118	15-19	.789	19	25	44	3.1	40	0	15	12	4	8	45	3.2
14	EVANS, Dennis	8-0	36:24	4.6	4-9	.444	0-0	.000	3-4	.750	3	5	8	1.0	3	0	0	2	6	0	11	1.4
22	SMITH, Kaleb	14-0	115:54	8.3	5-27	.185	2-13	.154	7-10	.700	5	17	22	1.6	10	0	4	6	1	2	19	1.4
9	BOISDUR, Evan	5-0	18:16	3.7	1-4	.250	0-2	.000	1-2	.500	0	2	2	0.4	0	0	3	1	0	2	3	0.6
23	PEPE, Cole	4-0	02:26	0.6	0-0	.000	0-0	.000	0-0	.000	0	1	1	0.3	0	0	0	0	0	0	0	0.0
Team											10	15	25				7					
Total		14	2800		365-814	.448	92-305	.302	235-309	.761	159	356	515	36.8	248	4	185	173	40	93	1057	75.5
Opponents		14	2800		326-773	.422	98-317	.309	203-283	.717	118	309	427	30.5	283	4	167	184	37	90	953	68.1

Score by Periods

Team	1st	2nd	OT	TOT
Grand Canyon	527	530	0	1057
Opponents	435	518	0	953



Record	Overall	Home	Away	Neutral
ALL GAMES	2-1	0-1	2-0	0-0
CONFERENCE	2-1	0-1	2-0	0-0
NON-CONFERENCE	0-0	0-0	0-0	0-0

### Team Box Score

No.	Player				Total		3-Point		F-Throw		Rebounds											
		GP-GS	MIN	AVG	FG-FGA	FG%	3FG-3FGA	3FG%	FT-FTA	FT%	OFF	DEF	TOT	AVG	PF	DQ	A	TO	BLK	STL	PTS	AVG
2	WILLIAMS, Makaih	3-0	77:13	25.7	19-36	.528	6-17	.353	14-18	.778	4	5	9	3.0	8	0	2	4	1	6	58	19.3
10	HENLEY, Jaden	3-3	94:31	31.5	19-37	.514	4-13	.308	10-16	.625	3	11	14	4.7	4	0	9	8	0	3	52	17.3
31	OWUSU-ANANE, Nana	3-3	106:10	35.4	13-24	.542	6-12	.500	4-7	.571	4	17	21	7.0	8	0	8	3	4	6	36	12.0
17	DEMIREL, Efe	3-3	64:19	21.4	8-14	.571	0-0	.000	5-6	.833	5	10	15	5.0	10	0	0	5	3	2	21	7.0
11	SHAW, Caleb	3-3	73:48	24.6	8-18	.444	4-12	.333	0-1	.000	1	10	11	3.7	6	0	3	6	0	1	20	6.7
8	STROMER, Dusty	3-0	62:02	20.7	5-13	.385	1-7	.143	3-4	.750	1	3	4	1.3	7	0	0	2	1	3	14	4.7
5	MOORE JR., Brian	3-3	58:31	19.5	4-10	.400	0-0	.000	1-2	.500	0	4	4	1.3	7	0	7	3	0	0	9	3.0
14	EVANS, Dennis	1-0	13:00	13.0	1-2	.500	0-0	.000	0-0	.000	1	3	4	4.0	0	0	0	0	1	0	2	2.0
22	SMITH, Kaleb	3-0	12:32	4.2	0-1	.000	0-1	.000	3-4	.750	0	0	0	0.0	2	0	0	1	1	0	3	1.0
32	BREIDENBACH, Wilhelm	3-0	37:54	12.6	0-5	.000	0-5	.000	2-2	1.000	2	7	9	3.0	11	0	1	4	0	2	2	0.7
Team											3	5	8					2				
Total		3	600		77-160	.481	21-67	.313	42-60	.700	24	75	99	33.0	63	0	30	38	11	23	217	72.3
Opponents		3	600		61-159	.384	16-71	.225	60-80	.750	31	65	96	32.0	59	2	29	39	7	22	198	66.0

### Score by Periods

Team	1st	2nd	OT	TOT
Grand Canyon	111	106	0	217
Opponents	88	110	0	198

**Summary**

	Overall Statistics										Conference Statistics									
Player	GP-GS	MIN/G	FG%	3FG%	FT%	R/G	A/G	STL	BLK	PTS/G	GP-GS	MIN/G	FG%	3FG%	FT%	R/G	A/G	STL	BLK	PTS/G
HENLEY, Jaden	14-14	30.2	.474	.236	.805	4.8	2.4	23	3	17.6	3-3	31.5	.514	.308	.625	4.7	3.0	3	0	17.3
WILLIAMS, Makaih	14-6	22.0	.450	.328	.809	2.0	1.9	16	1	12.6	3-0	25.7	.528	.353	.778	3.0	0.7	6	1	19.3
OWUSU-ANANE, Nana	14-14	30.7	.443	.326	.697	8.9	2.4	14	12	9.9	3-3	35.4	.542	.500	.571	7.0	2.7	6	4	12.0
SHAW, Caleb	14-6	21.0	.547	.432	.692	3.7	1.2	8	0	8.7	3-3	24.6	.444	.333	.000	3.7	1.0	1	0	6.7
MOORE JR., Brian	13-12	25.2	.422	.333	.651	2.5	2.3	5	1	7.9	3-3	19.5	.400	.000	.500	1.3	2.3	0	0	3.0
DEMIREL, Efe	14-10	20.7	.632	.000	.724	5.2	0.4	5	11	7.6	3-3	21.4	.571	.000	.833	5.0	0.0	2	3	7.0
STROMER, Dusty	14-4	24.8	.298	.306	.909	2.5	1.1	10	1	6.1	3-0	20.7	.385	.143	.750	1.3	0.0	3	1	4.7
BREIDENBACH, Wilhelm	14-4	14.9	.389	.118	.789	3.1	1.1	8	4	3.2	3-0	12.6	.000	.000	1.000	3.0	0.3	2	0	0.7
EVANS, Dennis	8-0	4.6	.444	.000	.750	1.0	0.0	0	6	1.4	1-0	13.0	.500	.000	.000	4.0	0.0	0	1	2.0
SMITH, Kaleb	14-0	8.3	.185	.154	.700	1.6	0.3	2	1	1.4	3-0	4.2	.000	.000	.750	0.0	0.0	0	1	1.0
BOISDUR, Evan	5-0	3.7	.250	.000	.500	0.4	0.6	2	0	0.6	0-0	0.0	.000	.000	.000	0.0	0.0	0	0	0.0
PEPE, Cole	4-0	0.6	.000	.000	.000	0.3	0.0	0	0	0.0	0-0	0.0	.000	.000	.000	0.0	0.0	0	0	0.0
<b>Totals</b>	<b>14</b>		<b>.448</b>	<b>.302</b>	<b>.761</b>	<b>36.8</b>	<b>13.2</b>	<b>93</b>	<b>40</b>	<b>75.5</b>	<b>3</b>		<b>.481</b>	<b>.313</b>	<b>.700</b>	<b>33.0</b>	<b>10.0</b>	<b>23</b>	<b>11</b>	<b>72.3</b>
<b>Opponent</b>	<b>14</b>		<b>.422</b>	<b>.309</b>	<b>.717</b>	<b>30.5</b>	<b>11.9</b>	<b>90</b>	<b>37</b>	<b>68.1</b>	<b>3</b>		<b>.384</b>	<b>.225</b>	<b>.750</b>	<b>32.0</b>	<b>9.7</b>	<b>22</b>	<b>7</b>	<b>66.0</b>

**Scoring**

	Overall Statistics								Conference Statistics							
Player	FG-FGA	FG%	3FG-3FGA	3FG%	FT-FTA	FT%	PTS	PTS/G	FG-FGA	FG%	3FG-3FGA	3FG%	FT-FTA	FT%	PTS	PTS/G
HENLEY, Jaden	82-173	.474	13-55	.236	70-87	.805	247	17.6	19-37	.514	4-13	.308	10-16	.625	52	17.3
WILLIAMS, Makaih	58-129	.450	22-67	.328	38-47	.809	176	12.6	19-36	.528	6-17	.353	14-18	.778	58	19.3
OWUSU-ANANE, Nana	51-115	.443	14-43	.326	23-33	.697	139	9.9	13-24	.542	6-12	.500	4-7	.571	36	12.0
SHAW, Caleb	47-86	.547	19-44	.432	9-13	.692	122	8.7	8-18	.444	4-12	.333	0-1	.000	20	6.7
MOORE JR., Brian	35-83	.422	5-15	.333	28-43	.651	103	7.9	4-10	.400	0-0	.000	1-2	.500	9	3.0
DEMIREL, Efe	43-68	.632	0-0	.000	21-29	.724	107	7.6	8-14	.571	0-0	.000	5-6	.833	21	7.0
STROMER, Dusty	25-84	.298	15-49	.306	20-22	.909	85	6.1	5-13	.385	1-7	.143	3-4	.750	14	4.7
BREIDENBACH, Wilhelm	14-36	.389	2-17	.118	15-19	.789	45	3.2	0-5	.000	0-5	.000	2-2	1.000	2	0.7
EVANS, Dennis	4-9	.444	0-0	.000	3-4	.750	11	1.4	1-2	.500	0-0	.000	0-0	.000	2	2.0
SMITH, Kaleb	5-27	.185	2-13	.154	7-10	.700	19	1.4	0-1	.000	0-1	.000	3-4	.750	3	1.0
BOISDUR, Evan	1-4	.250	0-2	.000	1-2	.500	3	0.6	0-0	.000	0-0	.000	0-0	.000	0	0.0
PEPE, Cole	0-0	.000	0-0	.000	0-0	.000	0	0.0	0-0	.000	0-0	.000	0-0	.000	0	0.0
<b>Totals</b>	<b>365-814</b>	<b>.448</b>	<b>92-305</b>	<b>.302</b>	<b>235-309</b>	<b>.761</b>	<b>1057</b>	<b>75.5</b>	<b>77-160</b>	<b>.481</b>	<b>21-67</b>	<b>.313</b>	<b>42-60</b>	<b>.700</b>	<b>217</b>	<b>72.3</b>
<b>Opponent</b>	<b>326-773</b>	<b>.422</b>	<b>98-317</b>	<b>.309</b>	<b>203-283</b>	<b>.717</b>	<b>953</b>	<b>68.1</b>	<b>61-159</b>	<b>.384</b>	<b>16-71</b>	<b>.225</b>	<b>60-80</b>	<b>.750</b>	<b>198</b>	<b>66.0</b>

**Totals**

	Overall Statistics									Conference Statistics								
Player	O-REB	D-REB	TOTAL	PF	FO	A	TO	A/TO	HI PTS	O-REB	D-REB	TOTAL	PF	FO	A	TO	A/TO	HI PTS
HENLEY, Jaden	12	55	67	27	0	33	39	0.8	29	3	11	14	4	0	9	8	1.1	22
WILLIAMS, Makaih	12	16	28	34	2	27	20	1.4	22	4	5	9	8	0	2	4	0.5	22
OWUSU-ANANE, Nana	36	89	125	30	0	34	19	1.8	19	4	17	21	8	0	8	3	2.7	15
SHAW, Caleb	13	39	52	27	0	17	19	0.9	19	1	10	11	6	0	3	6	0.5	10
MOORE JR., Brian	7	26	33	21	0	30	19	1.6	17	0	4	4	7	0	7	3	2.3	5
DEMIREL, Efe	32	41	73	31	1	6	17	0.4	22	5	10	15	10	0	0	5	0.0	13
STROMER, Dusty	10	25	35	25	1	16	12	1.3	11	1	3	4	7	0	0	2	0.0	5
BREIDENBACH, Wilhelm	19	25	44	40	0	15	12	1.3	16	2	7	9	11	0	1	4	0.3	2
EVANS, Dennis	3	5	8	3	0	0	2	0.0	6	1	3	4	0	0	0	0	0.0	2
SMITH, Kaleb	5	17	22	10	0	4	6	0.7	5	0	0	0	2	0	0	1	0.0	3
BOISDUR, Evan	0	2	2	0	0	3	1	3.0	3	0	0	0	0	0	0	0	0.0	0
PEPE, Cole	0	1	1	0	0	0	0	0.0	0	0	0	0	0	0	0	0	0.0	0
Totals	159	356	515	248	4	185	173	1.1	91	24	75	99	63	0	30	38	0.8	82
Opponent	118	309	427	283	4	167	184	0.9	90	31	65	96	59	2	29	39	0.7	70

				Total		3-Pointers		Free throws		Rebounds											
Opponent	Date	Score		FG-FGA	PCT	3FG-3FGA	PCT	FT-FTA	PCT	OFF	DEF	TOT	AVG	PF	A	TO	BLK	STL	PTS	AVG	
Purdue Fort Wayne	11/03/2025	90-71	W	32-57	.561	11-24	.458	15-20	.750	7	32	39	39.0	16	21	15	2	7	90	90.0	
Youngstown St.	11/07/2025	81-90	L	32-66	.485	2-13	.154	15-22	.682	16	23	39	39.0	21	13	13	1	1	81	85.5	
NIU	11/10/2025	88-59	W	30-61	.492	10-26	.385	18-19	.947	14	24	38	38.7	19	18	15	3	11	88	86.3	
at Saint Louis	11/15/2025	64-78	L	19-67	.284	7-28	.250	19-22	.864	15	24	39	38.8	15	10	12	7	8	64	80.8	
Northwestern St.	11/21/2025	85-72	W	24-49	.490	7-22	.318	30-39	.769	12	29	41	39.2	23	15	12	2	3	85	81.6	
vs Utah	11/25/2025	68-58	W	23-58	.397	0-10	.000	22-32	.688	10	23	33	38.2	17	9	6	3	7	68	79.3	
vs Iowa	11/26/2025	46-59	L	17-42	.405	5-16	.313	7-9	.778	4	20	24	36.1	17	8	19	4	4	46	74.6	
Stetson	12/02/2025	67-45	W	23-53	.434	5-24	.208	16-23	.696	11	29	40	36.6	12	10	14	4	13	67	73.6	
vs Oklahoma St.	12/06/2025	78-84	L	31-68	.456	8-28	.286	8-13	.615	14	20	34	36.3	21	20	9	1	7	78	74.1	
Coastal Carolina	12/13/2025	82-61	W	28-76	.368	9-30	.300	17-20	.850	20	34	54	38.1	11	19	5	1	2	82	74.9	
at Wyoming	12/20/2025	82-70	W	25-44	.568	7-18	.389	25-35	.714	4	28	32	37.5	22	8	16	1	9	82	75.5	
IU Indy	12/22/2025	91-78	W	29-57	.509	7-17	.412	26-30	.867	12	23	35	37.3	13	12	15	1	7	91	76.8	
Colorado St.	01/03/2026	60-70	L	22-56	.393	8-28	.286	8-13	.615	10	19	29	36.7	22	11	10	4	6	60	75.5	
at Boise St.	01/07/2026	75-58	W	30-60	.500	6-21	.286	9-12	.750	10	28	38	36.8	19	11	12	6	8	75	75.5	
Total		1057		365-814	.448	92-305	.302	235-309	.761	159	356	515	36.8	248	185	173	40	93	1057	75.5	
Opponents		953		326-773	.422	98-317	.309	203-283	.717	118	309	427	30.5	283	167	184	37	90	953	68.1	

Grand Canyon Averages

Games Played	Points/ game	FG Pct	3FG Pct	FT Pct	Rebounds/ game	Assists/ game	Turnovers/ game	Assist/Turnover ratio	Steals/ game	Blocks/ game
14	75.5	44.8	30.2	76.1	36.8	13.2	12.4	1.1	6.6	2.9



				Total		3-Pointers		Free throws		Rebounds											
Opponent	Date	Score		FG-FGA	PCT	3FG-3FGA	PCT	FT-FTA	PCT	OFF	DEF	TOT	AVG	PF	A	TO	BLK	STL	PTS	AVG	
Purdue Fort Wayne	11/03/2025	90-71	W	27-64	.422	8-30	.267	9-10	.900	6	21	27	27.0	16	14	13	1	9	71	71.0	
Youngstown St.	11/07/2025	81-90	L	27-56	.482	12-27	.444	24-30	.800	8	20	28	27.5	22	18	9	4	5	90	80.5	
NIU	11/10/2025	88-59	W	17-49	.347	8-19	.421	17-21	.810	7	12	19	24.7	18	9	21	3	8	59	73.3	
at Saint Louis	11/15/2025	64-78	L	27-59	.458	10-27	.370	14-17	.824	10	35	45	29.8	22	16	18	4	8	78	74.5	
Northwestern St.	11/21/2025	85-72	W	25-52	.481	6-20	.300	16-24	.667	3	14	17	27.2	27	12	10	3	4	72	74.0	
vs Utah	11/25/2025	68-58	W	21-51	.412	5-16	.313	11-18	.611	8	32	40	29.3	24	9	14	5	3	58	71.3	
vs Iowa	11/26/2025	46-59	L	19-47	.404	6-19	.316	15-22	.682	10	22	32	29.7	14	11	12	2	7	59	69.6	
Stetson	12/02/2025	67-45	W	18-53	.340	5-20	.250	4-10	.400	9	23	32	30.0	20	6	17	0	10	45	66.5	
vs Oklahoma St.	12/06/2025	78-84	L	30-52	.577	4-13	.308	20-28	.714	6	26	32	30.2	18	15	12	2	5	84	68.4	
Coastal Carolina	12/13/2025	82-61	W	25-67	.373	7-22	.318	4-8	.500	10	23	33	30.5	21	12	4	4	3	61	67.7	
at Wyoming	12/20/2025	82-70	W	22-59	.373	3-26	.115	23-30	.767	11	18	29	30.4	26	11	12	3	12	70	67.9	
IU Indy	12/22/2025	91-78	W	29-64	.453	11-33	.333	9-15	.600	10	16	26	30.0	22	16	15	2	6	78	68.8	
Colorado St.	01/03/2026	60-70	L	22-51	.431	9-26	.346	17-25	.680	13	26	39	30.7	17	12	13	2	6	70	68.8	
at Boise St.	01/07/2026	75-58	W	17-49	.347	4-19	.211	20-25	.800	7	21	28	30.5	16	6	14	2	4	58	68.1	
Total		953		326-773	.422	98-317	.309	203-283	.717	118	309	427	30.5	283	167	184	37	90	953	68.1	
Grand Canyon		1057		365-814	.448	92-305	.302	235-309	.761	159	356	515	36.8	248	185	173	40	93	1057	75.5	

### Opponents Averages

Games Played	Points/game	FG Pct	3FG Pct	FT Pct	Rebounds/game	Assists/game	Turnovers/game	Assist/Turnover ratio	Steals/game	Blocks/game
14	68.1	42.2	30.9	71.7	30.5	11.9	13.1	0.9	6.4	2.6

**Summary**

Player	Season Statistics										Career Statistics									
	GP-GS	MIN/G	FG%	3FG%	FT%	R/G	A/G	STL	BLK	PTS/G	GP-GS	MIN/G	FG%	3FG%	FT%	R/G	A/G	STL	BLK	PTS/G
BOISDUR, Evan	5-0	3.7	.250	.000	.500	0.4	0.6	2	0	0.6	5-0	3.7	.250	.000	.500	0.4	0.6	2	0	0.6
BREIDENBACH, Wilhelm	14-4	14.9	.389	.118	.789	3.1	1.1	8	4	3.2	118-32	15.1	.462	.276	.682	2.9	0.5	47	31	4.2
DEMIREL, Efe	14-10	20.7	.632	.000	.724	5.2	0.4	5	11	7.6	14-10	20.7	.632	.000	.724	5.2	0.4	5	11	7.6
EVANS, Dennis	8-0	4.6	.444	.000	.750	1.0	0.0	0	6	1.4	15-5	6.7	.529	.000	.667	0.9	0.0	0	11	1.5
HENLEY, Jaden	14-14	30.2	.474	.236	.805	4.8	2.4	23	3	17.6	105-82	25.4	.432	.311	.778	3.2	1.6	121	20	9.9
MOORE JR., Brian	13-12	25.2	.422	.333	.651	2.5	2.3	5	1	7.9	105-73	26.1	.497	.347	.793	2.5	2.1	84	17	11.7
OWUSU-ANANE, Nana	14-14	30.7	.443	.326	.697	8.9	2.4	14	12	9.9	91-73	27.6	.456	.287	.657	7.4	1.9	104	80	10.7
PEPE, Cole	4-0	0.6	.000	.000	.000	0.3	0.0	0	0	0.0	4-0	0.6	.000	.000	.000	0.3	0.0	0	0	0.0
SHAW, Caleb	14-6	21.0	.547	.432	.692	3.7	1.2	8	0	8.7	78-10	17.8	.452	.361	.650	2.6	0.8	33	5	6.2
SMITH, Kaleb	14-0	8.3	.185	.154	.700	1.6	0.3	2	1	1.4	82-51	20.4	.368	.336	.671	4.0	0.6	41	1	7.9
STROMER, Dusty	14-4	24.8	.298	.306	.909	2.5	1.1	10	1	6.1	83-20	21.3	.364	.341	.831	2.7	0.9	51	27	4.8
WILLIAMS, Makaih	14-6	22.0	.450	.328	.809	2.0	1.9	16	1	12.6	82-56	23.9	.417	.346	.770	2.5	2.5	88	16	10.0

**Scoring**

Player	Season Statistics								Career Statistics							
	FG-FGA	FG%	3FG-3FGA	3FG%	FT-FTA	FT%	PTS	PTS/G	FG-FGA	FG%	3FG-3FGA	3FG%	FT-FTA	FT%	PTS	PTS/G
BOISDUR, Evan	1-4	.250	0-2	.000	1-2	.500	3	0.6	1-4	.250	0-2	.000	1-2	.500	3	0.6
BREIDENBACH, Wilhelm	14-36	.389	2-17	.118	15-19	.789	45	3.2	189-409	.462	48-174	.276	75-110	.682	501	4.2
DEMIREL, Efe	43-68	.632	0-0	.000	21-29	.724	107	7.6	43-68	.632	0-0	.000	21-29	.724	107	7.6
EVANS, Dennis	4-9	.444	0-0	.000	3-4	.750	11	1.4	9-17	.529	0-0	.000	4-6	.667	22	1.5
HENLEY, Jaden	82-173	.474	13-55	.236	70-87	.805	247	17.6	340-787	.432	75-241	.311	280-360	.778	1035	9.9
MOORE JR., Brian	35-83	.422	5-15	.333	28-43	.651	103	7.9	446-897	.497	50-144	.347	287-362	.793	1229	11.7
OWUSU-ANANE, Nana	51-115	.443	14-43	.326	23-33	.697	139	9.9	361-791	.456	43-150	.287	209-318	.657	974	10.7
PEPE, Cole	0-0	.000	0-0	.000	0-0	.000	0	0.0	0-0	.000	0-0	.000	0-0	.000	0	0.0
SHAW, Caleb	47-86	.547	19-44	.432	9-13	.692	122	8.7	171-378	.452	66-183	.361	76-117	.650	484	6.2
SMITH, Kaleb	5-27	.185	2-13	.154	7-10	.700	19	1.4	225-611	.368	100-298	.336	98-146	.671	648	7.9
STROMER, Dusty	25-84	.298	15-49	.306	20-22	.909	85	6.1	127-349	.364	76-223	.341	69-83	.831	399	4.8
WILLIAMS, Makaih	58-129	.450	22-67	.328	38-47	.809	176	12.6	252-604	.417	88-254	.346	228-296	.770	820	10.0

**Totals**

Player	Season Statistics									Career Statistics								
	O-REB	D-REB	TOTAL	PF	FO	A	TO	A/TO		O-REB	D-REB	TOTAL	PF	FO	A	TO	A/TO	
BOISDUR, Evan	0	2	2	0	0	3	1	3.0		0	2	2	0	0	3	1	3.0	
BREIDENBACH, Wilhelm	19	25	44	40	0	15	12	1.3		106	231	337	269	4	55	85	0.6	
DEMIREL, Efe	32	41	73	31	1	6	17	0.4		32	41	73	31	1	6	17	0.4	
EVANS, Dennis	3	5	8	3	0	0	2	0.0		7	7	14	12	1	0	2	0.0	
HENLEY, Jaden	12	55	67	27	0	33	39	0.8		72	264	336	196	2	166	201	0.8	
MOORE JR., Brian	7	26	33	21	0	30	19	1.6		48	210	258	173	0	223	143	1.6	
OWUSU-ANANE, Nana	36	89	125	30	0	34	19	1.8		230	442	672	247	8	172	167	1.0	
PEPE, Cole	0	1	1	0	0	0	0	0.0		0	1	1	0	0	0	0	0.0	
SHAW, Caleb	13	39	52	27	0	17	19	0.9		57	147	204	118	1	63	84	0.8	
SMITH, Kaleb	5	17	22	10	0	4	6	0.7		95	232	327	128	2	49	93	0.5	
STROMER, Dusty	10	25	35	25	1	16	12	1.3		52	169	221	136	1	78	63	1.2	
WILLIAMS, Makaih	12	16	28	34	2	27	20	1.4		62	142	204	233	14	204	190	1.1	



1 LUKE SHAW

GUARD • FRESHMAN • 6-3 • 185  
PHOENIX, ARIZ.

CURRENT STATS

0.0	0.0	0.0	0.0	0.0	0.0
PPG	RPG	APG	FG%	FT%	3P%

TRACKING

Had...	Season	Career
10+ points	0	0
10+ rebounds	0	0
5+ assists	0	0
double-double	0	0
most points on team	0	0

CAREER HIGHS

POINTS	REBOUNDS	ASSISTS	3-PT MADE
--	--	--	--
--	--	--	--
FT MADE	STEALS	BLOCKS	MINUTES
--	--	--	--
--	--	--	--

PURPLE

shading denotes a career high set this season

SEASON HIGHS

POINTS	REBOUNDS	ASSISTS	3-PT MADE
--	--	--	--
--	--	--	--
FT MADE	STEALS	BLOCKS	MINUTES
--	--	--	--
--	--	--	--

PATH TO GCU

2020-24	VALLEY CHRISTIAN HS Chandler, Ariz.
2024-25	ATHLETES IN ACTION PREP Xenia, Ohio

NOTES

THIS SEASON

» **ROOKIE CAMPAIGN:** Set to redshirt his first season of college basketball after prep season at Athletes in Action Prep.

OTHER NOTES

- » **SUMMER SCORER OVERSEAS:** Averaged a team-best 16.5 points per game during Summer 2025 international competition with Athletes in Action, highlighted by a 29-point outburst against the Czech U-23 national team on a team coached by his dad, Casey Shaw.
- » **HIGH SCHOOL DOMINANCE:** Two-time Arizona 3A Player of the Year at Valley Christian High School, leading teams to three state titles and averaging 25 points per game over his final two seasons.
- » **BASKETBALL FAMILY LEGACY:** Son of former pro and current GCU assistant coach Casey Shaw. Nephew of college head coaches Bryce and Scott Drew, continuing a multigenerational basketball lineage. Grandson of College Basketball Hall of Famer Homer Drew. Brother, Isaiah, started at GCU before moving on to Valparaiso and currently Northern Arizona. Brother, Caleb, started at Northern Colorado before coming to GCU.

GAME LOG

Date	Opponent	GS	Min	FG	SHOOTING		FT	REBOUNDING							PTS	AVG
					3PT			O	D	T	A	PF	A	TO		
Nov. 3	Purdue Fort Wayne	--	--	--	--	--	--	--	--	--	--	--	--	--	--	--
Nov. 7	Youngstown State	--	--	--	--	--	--	--	--	--	--	--	--	--	--	--
Nov. 10	Northern Illinois	--	--	--	--	--	--	--	--	--	--	--	--	--	--	--
Nov. 15	at Saint Louis	--	--	--	--	--	--	--	--	--	--	--	--	--	--	--
Nov. 21	Northwestern State	--	--	--	--	--	--	--	--	--	--	--	--	--	--	--
Nov. 25	vs. Utah	--	--	--	--	--	--	--	--	--	--	--	--	--	--	--
Nov. 26	vs. Iowa	--	--	--	--	--	--	--	--	--	--	--	--	--	--	--
Dec. 2	Stetson	--	--	--	--	--	--	--	--	--	--	--	--	--	--	--
Dec. 6	vs. Oklahoma State	--	--	--	--	--	--	--	--	--	--	--	--	--	--	--
Dec. 13	Coastal Carolina	--	--	--	--	--	--	--	--	--	--	--	--	--	--	--
Dec. 20	at Wyoming	--	--	--	--	--	--	--	--	--	--	--	--	--	--	--
Dec. 22	IU Indy	--	--	--	--	--	--	--	--	--	--	--	--	--	--	--
Jan. 3	Colorado State	--	--	--	--	--	--	--	--	--	--	--	--	--	--	--
Jan. 7	at Boise State	--	--	--	--	--	--	--	--	--	--	--	--	--	--	--

CAREER STATS

Year	GP	GS	MIN	MPG	FG	FGA	PCT	3PM	3PA	3PCT	FT	FTA	PCT	OFF	DEF	REB	AVG	PF	AST	APG	TO	BLK	STL	PTS	PPG
2025-26 (Fr.)	0	0	0	0.0	0	0	0.0	0	0	0.0	0	0	0.0	0	0	0	0.0	0	0	0.0	0	0	0	0	0.0
Total	0	0	0	0.0	0	0	0.0	0	0	0.0	0	0	0.0	0	0	0	0.0	0	0	0.0	0	0	0	0	0.0





2 MAKAIH WILLIAMS

GUARD • JUNIOR • 6-2 • 190  
LONG BEACH, CALIF.

CURRENT STATS

12.6	2.0	1.9	45.0	80.9	32.8
PPG	RPG	APG	FG%	FT%	3P%

TRACKING

Had...	Season	Career
10+ points	9	42
10+ rebounds	0	0
5+ assists	2	18
double-double	0	0
most points on team	3	12

CAREER HIGHS

POINTS	REBOUNDS	ASSISTS	3-PT MADE
31	8	8	3
vs. Bryant Dec. 30, 2024	at Texas Jan. 1, 2024	2 times, last: vs. Utah Valley Jan. 11, 2024	8 times, last: vs. Coastal Carolina Dec. 13, 2025
FT MADE	STEALS	BLOCKS	MINUTES
11	5	1	35
at Saint Louis Nov. 15, 2025	2 times, last: vs. Abilene Christian Jan. 16, 2025	16 times, last: at Boise State Jan. 7, 2026	vs. Texas State Nov. 25, 2023

PURPLE

shading denotes a career high set this season

SEASON HIGHS

POINTS	REBOUNDS	ASSISTS	3-PT MADE
22	6	5	3
vs. Colorado State Jan. 3, 2026	vs. Coastal Carolina Dec. 13, 2025	2 times, last: vs. Coastal Carolina Dec. 13, 2025	3 times, last: vs. Colorado State Jan. 3, 2026
FT MADE	STEALS	BLOCKS	MINUTES
11	3	1	34
at Saint Louis Nov. 15, 2025	3 times, last: at Boise State Jan. 7, 2026	at Boise State Jan. 7, 2026	at Saint Louis Nov. 15, 2025

PATH TO GCU

2019-23		CAPISTRANO VALLEY CHRISTIAN San Juan Capistrano, Calif.
2023-24		UT ARLINGTON Arlington, Texas

NOTES

THIS SEASON

- » **FAMILIAR FACE:** Alongside teammate Caleb Shaw, one of two returning rotation players for an otherwise revamped Lopes roster.
- » **MW OPENER, LOPES LEADER:** Led GCU with 20 points in the program's first conference game in the Mountain West.

OTHER NOTES

- » **HISTORIC SCORING OUTBURST:** Scored a GCU season-high 31 points vs. Bryant on Dec. 30, 2024 — including 25 in the first half — marking the program's first 30-point effort off the bench in the Division I era and one of only four 30-point games in the WAC last season.
- » **WAC IMPACT PLAYER:** Ranked among the WAC's top 11 in free throw percentage (76.9%) and assists (2.4 per game) in 2024-25, after winning WAC Freshman of the Year honors in 2023-24 at UT Arlington.
- » **STEADY PLAYMAKER:** Logged 14 double-figure scoring games and a rare five-assist, five-steal performance vs. Abilene Christian on Jan. 16, 2025, becoming just the second GCU player to achieve that feat against a Division I opponent.

GAME LOG

Date	Opponent	GS	Min	SHOOTING			FT	REBOUNDING			PF	A	TO	BLK	STL	PTS	AVG
				FG	3PT			O	D	T							
Nov. 3	Purdue Fort Wayne		12	2-4	.500	2-3	.667	2-2	1.000	0	2	2	2.0	3	1	4	8.0
Nov. 7	Youngstown State		13	4-7	.571	2-3	.667	1-2	.500	1	0	1	1.5	5	3	1	9.5
Nov. 10	Northern Illinois	*	24	5-10	.500	3-6	.500	2-2	1.000	0	1	1	1.3	1	2	2	11.3
Nov. 15	at Saint Louis	*	34	4-17	.235	1-9	.111	11-12	.917	4	1	5	2.3	0	2	1	13.5
Nov. 21	Northwestern State	*	18	5-9	.556	2-6	.333	0-0	.000	0	0	0	1.8	4	2	3	13.2
Nov. 25	vs. Utah	*	26	3-8	.375	0-2	.000	1-4	.250	0	1	1	1.7	2	3	1	12.2
Nov. 26	vs. Iowa	*	21	3-4	.750	1-2	.500	0-0	.000	0	0	0	1.4	0	1	2	11.4
Dec. 2	Stetson	*	16	0-6	.000	0-5	.000	2-2	1.000	0	0	0	1.3	1	0	0	10.3
Dec. 6	vs. Oklahoma State		28	4-9	.444	1-4	.250	0-0	.000	2	1	3	1.4	5	5	1	10.1
Dec. 13	Coastal Carolina		21	6-14	.429	3-8	.375	1-1	1.000	1	5	6	1.9	1	5	0	10.7
Dec. 20	at Wyoming		29	6-9	.667	1-3	.333	7-9	.778	2	1	3	2.0	2	1	1	11.5
Dec. 22	IU Indy		15	3-5	.600	1-2	.500	4-4	1.000	0	0	0	1.8	4	1	1	11.5
Jan. 3	Colorado State		24	7-15	.467	3-9	.333	5-7	.714	2	2	4	2.0	4	1	2	12.3
Jan. 7	at Boise State		24	6-12	.500	2-5	.400	2-2	1.000	0	2	2	2.0	2	0	1	12.6

CAREER STATS

Year	GP	GS	MIN	MPG	FG	FGA	PCT	3PM	3PA	3PCT	FT	FTA	PCT	OFF	DEF	REB	AVG	PF	AST	APG	TO	BLK	STL	PTS	PPG
2023-24 (Fr.)	34	30	828	24.4	113	254	44.5	43	95	45.3	97	128	75.8	25	72	97	2.9	105	94	2.8	97	8	32	366	10.8
2024-25 (So.)	34	20	826	24.3	81	221	36.7	23	92	25.0	93	121	76.9	25	54	79	2.3	94	83	2.4	73	7	40	278	8.2
2025-26 (Jr.)	14	6	305	21.8	58	129	45.0	22	67	32.8	38	47	80.9	12	16	28	2.0	34	27	1.9	20	1	16	176	12.6
Total	82	56	1959	23.9	252	604	41.7	88	254	34.6	228	296	77.0	62	142	204	2.5	233	204	2.5	190	16	88	820	10.0



3 BRAYLON JOHNSON

FORWARD • R-FR. • 6-7 • 210  
MOON TOWNSHIP, PA.

CURRENT STATS

0.0	0.0	0.0	0.0	0.0	0.0
PPG	RPG	APG	FG%	FT%	3P%

TRACKING

Had...	Season	Career
10+ points	0	0
10+ rebounds	0	0
5+ assists	0	0
double-double	0	0
most points on team	0	0

CAREER HIGHS

POINTS	REBOUNDS	ASSISTS	3-PT MADE
--	--	--	--
--	--	--	--
FT MADE	STEALS	BLOCKS	MINUTES
--	--	--	--
--	--	--	--

PURPLE

shading denotes a career high set this season

SEASON HIGHS

POINTS	REBOUNDS	ASSISTS	3-PT MADE
--	--	--	--
--	--	--	--
FT MADE	STEALS	BLOCKS	MINUTES
--	--	--	--
--	--	--	--

PATH TO GCU

2020-24 P Pinnacle HS  
Phoenix, Ariz.

NOTES

THIS SEASON

» RETURNING REDSHIRTER: Set for first college season after spending 2024-25 campaign in Lopes program.

OTHER NOTES

» PINNACLE PLAYMAKER: Averaged 17.4 points and 8.3 rebounds as a 2023-24 senior at Pinnacle High School in Phoenix, earning all-state second team honors while leading the team to the 6A semifinals.

» BASKETBALL ROYALTY: Youngest of a basketball family that includes NBA veteran Cam Johnson and former college basketball player Puff Johnson, continuing a lineage of standout collegiate and professional players.

» UNIQUE SHOOTING JOURNEY: Switched from shooting right-handed to his natural left hand in 2022, transforming his game and fueling his path to GCU.

GAME LOG

Date	Opponent	GS	Min	FG	SHOOTING		FT	REBOUNDING										PTS	AVG
					3PT			O	D	T	A	PF	A	TO	BLK	STL			
Nov. 3	Purdue Fort Wayne	--	--	--	--	--	--	--	--	--	--	--	--	--	--	--	--	--	--
Nov. 7	Youngstown State	--	--	--	--	--	--	--	--	--	--	--	--	--	--	--	--	--	--
Nov. 10	Northern Illinois	--	--	--	--	--	--	--	--	--	--	--	--	--	--	--	--	--	--
Nov. 15	at Saint Louis	--	--	--	--	--	--	--	--	--	--	--	--	--	--	--	--	--	--
Nov. 21	Northwestern State	--	--	--	--	--	--	--	--	--	--	--	--	--	--	--	--	--	--
Nov. 25	vs. Utah	--	--	--	--	--	--	--	--	--	--	--	--	--	--	--	--	--	--
Nov. 26	vs. Iowa	--	--	--	--	--	--	--	--	--	--	--	--	--	--	--	--	--	--
Dec. 2	Stetson	--	--	--	--	--	--	--	--	--	--	--	--	--	--	--	--	--	--
Dec. 6	vs. Oklahoma State	--	--	--	--	--	--	--	--	--	--	--	--	--	--	--	--	--	--
Dec. 13	Coastal Carolina	--	--	--	--	--	--	--	--	--	--	--	--	--	--	--	--	--	--
Dec. 20	at Wyoming	--	--	--	--	--	--	--	--	--	--	--	--	--	--	--	--	--	--
Dec. 22	IU Indy	--	--	--	--	--	--	--	--	--	--	--	--	--	--	--	--	--	--
Jan. 3	Colorado State	--	--	--	--	--	--	--	--	--	--	--	--	--	--	--	--	--	--
Jan. 7	at Boise State	--	--	--	--	--	--	--	--	--	--	--	--	--	--	--	--	--	--

CAREER STATS

Year	GP	GS	MIN	MPG	FG	FGA	PCT	3PM	3PA	3PCT	FT	FTA	PCT	OFF	DEF	REB	AVG	PF	AST	APG	TO	BLK	STL	PTS	PPG
2025-26 (R-Fr.)	0	0	0	0.0	0	0	0.0	0	0	0.0	0	0	0.0	0	0	0	0.0	0	0	0.0	0	0	0	0	0.0
Total	0	0	0	0.0	0	0	0.0	0	0	0.0	0	0	0.0	0	0	0	0.0	0	0	0.0	0	0	0	0	0.0



5 BRIAN MOORE JR.

GUARD • GRADUATE • 6-2 • 190  
HARLEM, N.Y.

CURRENT STATS

7.9	2.5	2.3	42.2	65.1	33.3
PPG	RPG	APG	FG%	FT%	3P%

TRACKING

Had...	Season	Career
10+ points	3	60
10+ rebounds	0	1
5+ assists	0	10
double-double	0	1
most points on team	0	31

CAREER HIGHS

POINTS	REBOUNDS	ASSISTS	3-PT MADE
33	10	8	6
at High Point Dec. 29, 2024	vs. Grambling State Dec. 20, 2024	vs. Midway Nov. 6, 2023	vs. Va.-Lynchburg Nov. 6, 2024
FT MADE	STEALS	BLOCKS	MINUTES
12	4	4	41
at N.C. Central March 3, 2025	3 times, last: vs. Wash. Adventist Jan. 20, 2025	vs. Md. Eastern Shore Jan. 4, 2025	at N.C. Central March 3, 2025

PURPLE

shading denotes a career high set this season

SEASON HIGHS

POINTS	REBOUNDS	ASSISTS	3-PT MADE
17	5	4	2
vs. IU Indy Dec. 22, 2025	3 times, last: vs. Coastal Carolina Dec. 13, 2025	vs. Purdue Ft Wayne Nov. 3, 2025	vs. Oklahoma State Dec. 6, 2025
FT MADE	STEALS	BLOCKS	MINUTES
6	1	1	33
2 times, last: vs. IU Indy Dec. 22, 2025	5 times, last: vs. IU Indy Dec. 22, 2025	at Saint Louis Nov. 15, 2025	vs. IU Indy Dec. 22, 2025

PATH TO GCU

2017-21		KINGSTON HS Kingston, N.Y.
2021-22		NE OKLAHOMA A&M Miami, Okla.
2022-24		MURRAY STATE Murray, Ky.
2024-25		NORFOLK STATE Norfolk, Va.

NOTES

THIS SEASON

» **MW HONORS:** Alongside teammate Jaden Henley, named to the 10-player All-Mountain West Preseason Team and was selected as the league's Preseason Newcomer of the Year. GCU and San Diego State were the only teams with multiple players selected.

OTHER NOTES

» **MID-MAJOR NATIONAL STAR:** Captured the 2025 Lou Henson Award at Norfolk State after averaging 18.7 points and shooting 54.5% from the field — the only guard nationally to pair 18+ points with over 52% shooting.

» **GCU CONNECTION GAME:** Scored 17 points with three steals against GCU on Nov. 22, 2024, inside Global Credit Union Arena — a performance that helped spark his transfer destination decision for his final collegiate season.

» **WELL-TRAVELED SCORER:** Across stints at Norfolk State and Murray State has amassed more than 1,100 Division I points and showcased elite scoring at every level.

GAME LOG

Date	Opponent	GS	Min	FG	SHOOTING			FT	O	D	T	REBOUNDING				PF	A	TO	BLK	STL	PTS	AVG
					3PT							A										
Nov. 3	Purdue Fort Wayne	*	32	3-6	.500	1-2	.500	1-2	.500	0	2	2	2.0	1	4	4	0	1	8	8.0		
Nov. 7	Youngstown State	*	31	5-10	.500	0-0	.000	6-7	.857	1	4	5	3.5	0	1	2	0	0	16	12.0		
Nov. 10	Northern Illinois																					
Nov. 15	at Saint Louis		17	2-8	.250	1-3	.333	2-4	.500	1	1	2	3.0	2	1	0	1	1	7	10.3		
Nov. 21	Northwestern State	*	25	2-5	.400	0-0	.000	5-6	.833	1	4	5	3.5	3	1	3	0	0	9	10.0		
Nov. 25	vs. Utah	*	25	3-7	.429	0-1	.000	5-8	.625	1	2	3	3.4	2	3	0	0	0	11	10.2		
Nov. 26	vs. Iowa	*	26	3-6	.500	0-0	.000	1-1	1.000	0	1	1	3.0	2	2	1	0	0	7	9.7		
Dec. 2	Stetson	*	26	3-6	.500	0-2	.000	1-5	.200	0	2	2	2.9	2	3	2	0	1	7	9.3		
Dec. 6	vs. Oklahoma State	*	28	3-9	.333	2-3	.667	0-0	.000	0	1	1	2.6	1	2	2	0	1	8	9.1		
Dec. 13	Coastal Carolina	*	25	2-6	.333	0-1	.000	0-0	.000	2	3	5	2.9	0	3	1	0	0	4	8.6		
Dec. 20	at Wyoming	*	14	2-3	.667	0-0	.000	1-2	.500	0	2	2	2.8	3	1	2	0	0	5	8.2		
Dec. 22	IU Indy	*	33	5-10	.500	1-3	.333	6-8	.750	1	2	3	2.8	1	3	1	0	1	17	9.0		
Jan. 3	Colorado State	*	23	1-5	.200	0-0	.000	0-0	.000	0	0	0	2.6	1	3	1	0	0	2	8.4		
Jan. 7	at Boise State	*	21	1-2	.500	0-0	.000	0-0	.000	0	2	2	2.5	3	3	0	0	0	2	7.9		

CAREER STATS

Year	GP	GS	MIN	MPG	FG	FGA	PCT	3PM	3PA	3PCT	FT	FTA	PCT	OFF	DEF	REB	AVG	PF	AST	APG	TO	BLK	STL	PTS	PPG
2022-23 (So.)	31	14	728	23.5	87	190	45.8	12	32	37.5	69	84	82.1	14	40	54	1.7	48	48	1.5	40	6	23	255	8.2
2023-24 (Jr.)	26	12	596	22.9	94	202	46.5	5	26	19.2	45	57	78.9	6	36	42	1.6	39	40	1.5	29	1	11	238	9.2
2024-25 (Sr.)	35	35	1093	31.2	230	422	54.5	28	71	39.4	145	178	81.5	21	108	129	3.7	65	105	3.0	55	9	45	633	18.1
2025-26 (Gr.)	13	12	326	25.1	35	83	42.2	5	15	33.3	28	43	65.1	7	26	33	2.5	21	30	2.3	19	1	5	103	7.9
Total	105	73	2743	26.1	446	897	49.7	50	144	34.7	287	362	79.3	48	210	258	2.5	173	223	2.1	143	17	84	1229	11.7





8 DUSTY STROMER

GUARD • JUNIOR • 6-6 • 195  
SHERMAN OAKS, CALIF.

CURRENT STATS

6.1	2.5	1.1	29.8	90.9	30.6
PPG	RPG	APG	FG%	FT%	3P%

TRACKING

Had...	Season	Career
10+ points	3	13
10+ rebounds	0	0
5+ assists	1	3
double-double	0	0
most points on team	0	1

CAREER HIGHS

POINTS	REBOUNDS	ASSISTS	3-PT MADE
15	8	5	4
vs. USC Dec. 2, 2023	vs. UCLA Nov. 23, 2023	3 times, last: vs. Purdue Ft Wayne Nov. 3, 2025	vs. USC Dec. 2, 2023
FT MADE	STEALS	BLOCKS	MINUTES
5	3	2	40
2 times, last: vs. Purdue Ft Wayne Nov. 3, 2025	2 times, last: vs. Wash. State Jan. 11, 2025	5 times, last: vs. Wash. State Jan. 11, 2025	vs. UCLA Nov. 23, 2023
PURPLE shading denotes a career high set this season			

SEASON HIGHS

POINTS	REBOUNDS	ASSISTS	3-PT MADE
11	6	5	3
vs. IU Indy Dec. 22, 2025	2 times, last: vs. Coastal Carolina Dec. 13, 2025	vs. Purdue Ft Wayne Nov. 3, 2025	vs. IU Indy Dec. 22, 2025
FT MADE	STEALS	BLOCKS	MINUTES
5	2	1	35
vs. Purdue Ft Wayne Nov. 3, 2025	2 times, last: vs. Stetson Dec. 2, 2025	vs. Colorado State Jan. 3, 2026	vs. Youngstown St. Nov. 7, 2025

PATH TO GCU

2019-23	NOTRE DAME HS Sherman Oaks, Calif.
2023-25	GONZAGA Spokane, Wash.

NOTES

THIS SEASON

» **BALLIN' VS. BAYLOR:** In the Oct. 10 exhibition at Baylor, contributed 15 points on 6-of-13 shooting, including two 3-pointers, while adding two rebounds, four assists and a steal in 32 minutes.

OTHER NOTES

- » **ZAG TO LOPE:** Played two seasons at Gonzaga, appearing in 69 games with 16 starts and gaining NCAA Tournament experience before transferring to GCU for the 2025–26 season.
- » **SHARPSHOOTING PEDIGREE:** Hit 34.2% from 3-point range and 79.2% from the line in 2024–25, with a season-high three triples vs. Baylor and 12 points vs. Portland.
- » **ELITE RECRUITING ROOTS:** Former ESPN Top 40 recruit from Notre Dame High School (Sherman Oaks), where he led the Knights to a CIF D-I title and became a two-time Los Angeles Times All-Star.

GAME LOG

Date	Opponent	GS	SHOOTING					REBOUNDING											PTS	AVG
			Min	FG	3PT	FT	O	D	T	A	PF	A	TO	BLK	STL					
Nov. 3	Purdue Fort Wayne	*	30	2-6 .333	1-4 .250	5-6 .833	0	4	4	4.0	3	5	0	0	0	10	10.0			
Nov. 7	Youngstown State	*	35	1-8 .125	0-4 .000	0-0 .000	2	1	3	3.5	5	0	0	0	0	2	6.0			
Nov. 10	Northern Illinois	*	33	2-8 .250	2-6 .333	2-2 1.000	2	2	4	3.7	1	1	2	0	0	8	6.7			
Nov. 15	at Saint Louis	*	24	2-8 .250	2-5 .400	2-2 1.000	0	0	0	2.8	2	1	0	0	1	8	7.0			
Nov. 21	Northwestern State		33	2-7 .286	2-5 .400	4-4 1.000	2	4	6	3.4	1	2	1	0	0	10	7.6			
Nov. 25	vs. Utah		20	1-4 .250	0-0 .000	0-0 .000	0	3	3	3.3	2	1	1	0	0	2	6.7			
Nov. 26	vs. Iowa		26	2-6 .333	1-3 .333	2-2 1.000	1	1	2	3.1	1	0	2	0	2	7	6.7			
Dec. 2	Stetson		23	1-4 .250	0-2 .000	0-0 .000	1	1	2	3.0	0	1	3	0	2	2	6.1			
Dec. 6	vs. Oklahoma State		14	1-4 .250	1-4 .250	0-0 .000	0	0	0	2.7	2	1	0	0	1	3	5.8			
Dec. 13	Coastal Carolina		22	3-9 .333	2-5 .400	0-0 .000	1	5	6	3.0	1	2	0	0	0	8	6.0			
Dec. 20	at Wyoming		20	2-3 .667	0-1 .000	1-2 .500	0	1	1	2.8	2	0	1	0	1	5	5.9			
Dec. 22	IU Indy		26	3-7 .429	3-4 .750	2-2 1.000	0	1	1	2.7	0	2	1	0	1	11	6.3			
Jan. 3	Colorado State		27	2-6 .333	1-4 .250	0-0 .000	0	0	0	2.5	4	0	0	1	1	5	6.2			
Jan. 7	at Boise State		16	1-4 .250	0-2 .000	2-2 1.000	1	2	3	2.5	1	0	1	0	1	4	6.1			

CAREER STATS

Year	GP	GS	MIN	MPG	FG	FGA	PCT	3PM	3PA	3PCT	FT	FTA	PCT	OFF	DEF	REB	AVG	PF	AST	APG	TO	BLK	STL	PTS	PPG
2023-24 (Fr.)	35	15	823	23.5	52	140	37.1	34	95	35.8	30	37	81.1	31	84	115	3.3	62	39	1.1	30	18	21	168	4.8
2024-25 (So.)	34	1	594	17.5	50	125	40.0	27	79	34.2	19	24	79.2	11	60	71	2.1	49	23	0.7	21	8	20	146	4.3
2025-26 (Jr.)	14	4	349	24.9	25	84	29.8	15	49	30.6	20	22	90.9	10	25	35	2.5	25	16	1.1	12	1	10	85	6.1
Total	83	20	1766	21.3	127	349	36.4	76	223	34.1	69	83	83.1	52	169	221	2.7	136	78	0.9	63	27	51	399	4.8



9

EVAN  
BOISDUUR

GUARD • FRESHMAN • 6-1 • 175  
LES ABYMES, GUADELOUPE

CURRENT STATS

0.6	0.4	0.6	25.0	50.0	0.0
PPG	RPG	APG	FG%	FT%	3P%

TRACKING

Had...	Season	Career
10+ points	0	0
10+ rebounds	0	0
5+ assists	0	0
double-double	0	0
most points on team	0	0

CAREER HIGHS

POINTS	REBOUNDS	ASSISTS	3-PT MADE
3	2	3	--
vs. Northern Illinois Nov. 10, 2025	vs. Northern Illinois Nov. 10, 2025	vs. Northern Illinois Nov. 10, 2025	--
FT MADE	STEALS	BLOCKS	MINUTES
1	2	--	16
vs. Northern Illinois Nov. 10, 2025	vs. Northern Illinois Nov. 10, 2025	--	vs. Northern Illinois Nov. 10, 2025

PURPLE

shading denotes a career high set this season

SEASON HIGHS

POINTS	REBOUNDS	ASSISTS	3-PT MADE
3	2	3	--
vs. Northern Illinois Nov. 10, 2025	vs. Northern Illinois Nov. 10, 2025	vs. Northern Illinois Nov. 10, 2025	--
FT MADE	STEALS	BLOCKS	MINUTES
1	2	--	16
vs. Northern Illinois Nov. 10, 2025	vs. Northern Illinois Nov. 10, 2025	--	vs. Northern Illinois Nov. 10, 2025

PATH TO GCU

2019-23		LYCÉE DU NOORDOVER Grande-Synthe, France
2024-25		BCM GRAVELINES DUNKERQUE Gravelines, France

NOTES

THIS SEASON

» **NO. 15:** Was the final add to GCU's roster, being announced on June 27.

OTHER NOTES

- » **INTERNATIONAL ADDITION:** Arrived at GCU from France after splitting time between the country's top league, the U21 circuit, and France's U20 national team in 2024–25.
- » **SCORING THREAT:** Averaged 21.7 points, 4.7 rebounds, 3.9 assists and 2.5 steals per game at the U21 level while taking nine 3-point attempts per game.
- » **GUADELOUPE ROOTS:** Grew up playing for his father's club in Guadeloupe (a French region in the Caribbean) before joining BCM Gravelines-Dunkerque at 16, representing France internationally and competing in the 2023 3x3 U18 World Cup.

GAME LOG

Date	Opponent	GS	Min	FG	SHOOTING			FT	REBOUNDING							PTS	AVG
					3PT				O	D	T	A	PF	A	TO		
Nov. 3	Purdue Fort Wayne	--	--	--	--	--	--	--	--	--	--	--	--	--	--	--	--
Nov. 7	Youngstown State	--	--	--	--	--	--	--	--	--	--	--	--	--	--	--	--
Nov. 10	Northern Illinois	16	1-4	.250	0-2	.000	1-2	.500	0	2	2	2.0	0	3	1	0	3.0
Nov. 15	at Saint Louis	--	--	--	--	--	--	--	--	--	--	--	--	--	--	--	--
Nov. 21	Northwestern State	0	0-0	.000	0-0	.000	0-0	.000	0	0	0	1.0	0	0	0	0	1.5
Nov. 25	vs. Utah	--	--	--	--	--	--	--	--	--	--	--	--	--	--	--	--
Nov. 26	vs. Iowa	--	--	--	--	--	--	--	--	--	--	--	--	--	--	--	--
Dec. 2	Stetson	0	0-0	.000	0-0	.000	0-0	.000	0	0	0	0.7	0	0	0	0	1.0
Dec. 6	vs. Oklahoma State	--	--	--	--	--	--	--	--	--	--	--	--	--	--	--	--
Dec. 13	Coastal Carolina	1	0-0	.000	0-0	.000	0-0	.000	0	0	0	0.5	0	0	0	0	0.8
Dec. 20	at Wyoming	--	--	--	--	--	--	--	--	--	--	--	--	--	--	--	--
Dec. 22	IU Indy	0	0-0	.000	0-0	.000	0-0	.000	0	0	0	0.4	0	0	0	0	0.6
Jan. 3	Colorado State	--	--	--	--	--	--	--	--	--	--	--	--	--	--	--	--
Jan. 7	at Boise State	--	--	--	--	--	--	--	--	--	--	--	--	--	--	--	--

CAREER STATS

Year	GP	GS	MIN	MPG	FG	FGA	PCT	3PM	3PA	3PCT	FT	FTA	PCT	OFF	DEF	REB	AVG	PF	AST	APG	TO	BLK	STL	PTS	PPG
2025-26 (Fr.)	5	0	17	3.4	1	4	25.0	0	2	0.0	1	2	50.0	0	2	2	0.4	0	3	0.6	1	0	2	3	0.6
Total	5	0	17	3.4	1	4	25.0	0	2	0.0	1	2	50.0	0	2	2	0.4	0	3	0.6	1	0	2	3	0.6



10 JADEN HENLEY

GUARD • SENIOR • 6-7 • 210  
ONTARIO, CALIF.

CURRENT STATS

17.6	4.8	2.4	47.4	80.5	23.6
PPG	RPG	APG	FG%	FT%	3P%

TRACKING

Had...	Season	Career
10+ points	13	52
10+ rebounds	0	0
5+ assists	1	6
double-double	0	0
most points on team	8	22

CAREER HIGHS

POINTS	REBOUNDS	ASSISTS	3-PT MADE
29	9	6	4
vs. IU Indy Dec. 22, 2025	at Fresno State Feb. 15, 2025	2 times, last: vs. San José State Jan. 4, 2025	2 times, last: vs. San Diego State March 4, 2025
FT MADE	STEALS	BLOCKS	MINUTES
12	6	2	40
vs. Northwestern St. Nov. 21, 2025	vs. Stetson Dec. 2, 2025	2 times, last: vs. Louisville Dec. 9, 2023	2 times, last: vs. Utah State March 13, 2025

PURPLE

shading denotes a career high set this season

SEASON HIGHS

POINTS	REBOUNDS	ASSISTS	3-PT MADE
29	8	5	3
vs. IU Indy Dec. 22, 2025	vs. IU Indy Dec. 22, 2025	vs. Stetson Dec. 2, 2025	vs. Purdue Ft Wayne Nov. 3, 2025
FT MADE	STEALS	BLOCKS	MINUTES
12	6	1	34
vs. Northwestern St. Nov. 21, 2025	vs. Stetson Dec. 2, 2025	3 times, last: vs. Stetson Dec. 2, 2025	2 times, last: vs. Oklahoma State Dec. 6, 2025

PATH TO GCU

2019-23	COLONY HS Ontario, Calif.
2022-23	MINNESOTA Minneapolis, Minn.
2023-24	DEPAUL Chicago, Ill.
2024-25	UNLV Las Vegas, Nev.

NOTES

THIS SEASON

- » **1K MARK:** With a career-high 29 points, Henley reached the 1,000-point milestone for his career in a win over IU Indy on Dec. 22.
- » **MW HONORS:** Alongside teammate Brian Moore Jr., named to the 10-player All-Mountain West Preseason Team. GCU and San Diego State were the only teams with multiple players selected.

OTHER NOTES

- » **PROVEN MW SCORER:** Averaged 12.5 points as UNLV's No. 2 scorer in 2024–25 while leading the team in steals (1.6) and free throw percentage (86.4%), which ranked second in the Mountain West.
- » **BIG-GAME PERFORMER:** Posted back-to-back career highs with 22 points at San José State and 23 against Nevada to earn Mountain West Player of the Week honors on Feb. 28, 2025.
- » **EXPERIENCED:** Brings over 90 games of experience from stops at UNLV, DePaul and Minnesota, having started 68 career games entering his senior season at GCU.

GAME LOG

Date	Opponent	GS	Min	SHOOTING					REBOUNDING												PTS	AVG
				FG	3PT	FT	O	D	T	A	PF	A	TO	BLK	STL							
Nov. 3	Purdue Fort Wayne	*	31	6-12	.500	3-6	.500	2-4	.500	0	6	6	6.0	3	1	2	0	3	17	17.0		
Nov. 7	Youngstown State	*	34	9-17	.529	0-3	.000	1-2	.500	0	5	5	5.5	2	1	4	0	0	19	18.0		
Nov. 10	Northern Illinois	*	28	4-9	.444	0-3	.000	6-6	1.000	2	3	5	5.3	1	4	2	0	1	14	16.7		
Nov. 15	at Saint Louis	*	27	4-13	.308	1-5	.200	3-3	1.000	2	3	5	5.3	2	2	4	0	1	12	15.5		
Nov. 21	Northwestern State	*	25	5-11	.455	0-3	.000	12-13	.923	0	3	3	4.8	2	4	0	1	2	22	16.8		
Nov. 25	vs. Utah	*	32	5-11	.455	0-2	.000	8-9	.889	0	3	3	4.5	2	1	2	0	2	18	17.0		
Nov. 26	vs. Iowa	*	33	6-11	.545	2-3	.667	2-4	.500	0	4	4	4.4	3	2	6	1	0	16	16.9		
Dec. 2	Stetson	*	33	9-16	.563	1-6	.167	7-7	1.000	0	4	4	4.4	0	5	3	1	6	26	18.0		
Dec. 6	vs. Oklahoma State	*	34	4-12	.333	0-5	.000	6-8	.750	1	5	6	4.6	4	2	2	0	1	14	17.6		
Dec. 13	Coastal Carolina	*	22	1-11	.091	0-3	.000	6-6	1.000	2	2	4	4.5	3	0	1	0	2	8	16.6		
Dec. 20	at Wyoming	*	29	6-9	.667	2-3	.667	4-7	.571	0	4	4	4.5	2	2	4	0	1	18	16.7		
Dec. 22	IU Indy	*	29	10-13	.769	2-3	.667	7-9	.778	2	6	8	4.8	1	2	5	0	2	29	17.8		
Jan. 3	Colorado State	*	33	4-13	.308	2-7	.286	2-3	.667	1	3	4	4.7	2	4	3	0	1	12	17.3		
Jan. 7	at Boise State	*	33	9-15	.600	0-3	.000	4-6	.667	2	4	6	4.8	0	3	1	0	1	22	17.6		

CAREER STATS

Year	GP	GS	MIN	MPG	FG	FGA	PCT	3PM	3PA	3PCT	FT	FTA	PCT	OFF	DEF	REB	AVG	PF	AST	APG	TO	BLK	STL	PTS	PPG
2022-23 (Fr.)	31	18	644	20.8	56	149	37.6	14	37	37.8	38	60	63.3	12	55	67	2.2	56	41	1.3	49	7	24	164	5.3
2023-24 (So.)	32	23	780	24.4	89	204	43.6	14	52	26.9	83	110	75.5	26	59	85	2.7	49	43	1.3	56	6	28	275	8.6
2024-25 (Jr.)	28	27	823	29.4	113	261	43.3	34	97	35.1	89	103	86.4	22	95	117	4.2	64	49	1.8	57	4	46	349	12.5
2025-26 (Sr.)	14	14	423	30.2	82	173	47.4	13	55	23.6	70	87	80.5	12	55	67	4.8	27	33	2.4	39	3	23	247	17.6
Total	105	82	2670	25.4	340	787	43.2	75	241	31.1	280	360	77.8	72	264	336	3.2	196	166	1.6	201	20	121	1035	9.9





**11** **CALEB SHAW**

GUARD • R-JUNIOR • 6-6 • 215  
 PHOENIX, ARIZ.

CURRENT STATS

8.7	3.7	1.2	54.7	69.2	43.2
PPG	RPG	APG	FG%	FT%	3P%

TRACKING

Had...	Season	Career
10+ points	6	17
10+ rebounds	0	0
5+ assists	0	0
double-double	0	0
most points on team	1	2

CAREER HIGHS

POINTS	REBOUNDS	ASSISTS	3-PT MADE
<b>22</b>	<b>9</b>	<b>4</b>	<b>5</b>
vs. Life Pacific Dec. 7, 2024	vs. Utah Tech March 6, 2025	vs. Oklahoma State Dec. 6, 2025	vs. East Texas A&M Nov. 11, 2022
FT MADE	STEALS	BLOCKS	MINUTES
<b>7</b>	<b>3</b>	<b>1</b>	<b>32</b>
vs. North Dakota State Nov. 25, 2022	vs. Stetson Dec. 2, 2025	5 times, last: at Utah Tech Jan. 25, 2025	vs. Oklahoma State Dec. 6, 2025

PURPLE

shading denotes a career high set this season

SEASON HIGHS

POINTS	REBOUNDS	ASSISTS	3-PT MADE
<b>19</b>	<b>7</b>	<b>4</b>	<b>3</b>
vs. Oklahoma State Dec. 6, 2025	2 times, last: vs. Coastal Carolina Dec. 13, 2025	vs. Oklahoma State Dec. 6, 2025	2 times, last: vs. Oklahoma State Dec. 6, 2025
FT MADE	STEALS	BLOCKS	MINUTES
<b>4</b>	<b>3</b>	--	<b>32</b>
vs. Coastal Carolina Dec. 13, 2025	vs. Stetson Dec. 2, 2025	--	vs. Oklahoma State Dec. 6, 2025

PATH TO GCU

2018-22		<b>VALLEY CHRISTIAN HS</b> Chandler, Ariz.
2022-23		<b>NORTHERN COLORADO</b> Greeley, Colo.

NOTES

THIS SEASON

» **FAMILIAR FACE:** Alongside teammate Makaih Williams, one of two returning rotation players for an otherwise revamped Lopes roster.

OTHER NOTES

- » **ELITE 3-POINT SHOOTER:** Led the WAC in 3-point percentage among high-volume shooters in 2024–25, hitting 42.6% overall and 46.7% in conference play — the fifth-best single-season mark in GCU's D-I era.
- » **IMPACT OFF THE BENCH:** Served as GCU's first sub in 17 games and started three straight in December, highlighted by a 22-point, 7-rebound performance vs. Life Pacific and a perfect shooting night (6-for-6) vs. UT Arlington.
- » **BASKETBALL FAMILY LEGACY:** Son of GCU assistant coach Casey Shaw and nephew of head coach Bryce Drew, continuing a multigenerational basketball lineage that includes collegiate and professional success. Grandfather is Homer Drew, a College Basketball Hall of Famer. Brother, Luke, is a true freshman on the Lopes. Older brother, Isaiah, began his career at GCU before transferring to Valparaiso and Northern Arizona.

GAME LOG

Date	Opponent	GS	Min	SHOOTING				REBOUNDING										PTS	AVG
				FG	3PT	FT	O	D	T	A	PF	A	TO	BLK	STL				
Nov. 3	Purdue Fort Wayne	14	4-4	1.000	2-2	1.000	0-0	.000	0	4	4	4.0	2	0	2	0	0	10	10.0
Nov. 7	Youngstown State	15	3-3	1.000	0-0	.000	0-0	.000	1	1	2	3.0	3	1	3	0	0	6	8.0
Nov. 10	Northern Illinois	18	4-6	.667	2-4	.500	2-2	1.000	1	2	3	3.0	3	0	2	0	1	12	9.3
Nov. 15	at Saint Louis	20	2-7	.286	1-3	.333	1-1	1.000	3	4	7	4.0	1	2	2	0	1	6	8.5
Nov. 21	Northwestern State	19	3-5	.600	1-3	.333	1-2	.500	0	5	5	4.2	3	2	0	0	0	8	8.4
Nov. 25	vs. Utah	17	2-4	.500	0-1	.000	1-1	1.000	1	2	3	4.0	1	0	0	0	1	5	7.8
Nov. 26	vs. Iowa	17	1-3	.333	1-3	.333	0-0	.000	0	0	0	3.4	3	1	2	0	1	3	7.1
Dec. 2	Stetson	22	5-6	.833	3-4	.750	0-0	.000	0	5	5	3.6	2	0	0	0	3	13	7.9
Dec. 6	vs. Oklahoma State	* 32	8-14	.571	3-6	.500	0-2	.000	2	1	3	3.6	1	4	1	0	0	19	9.1
Dec. 13	Coastal Carolina	* 28	6-11	.545	2-4	.500	4-4	1.000	3	4	7	3.9	0	3	1	0	0	18	10.0
Dec. 20	at Wyoming	* 28	3-7	.429	2-6	.333	0-0	.000	0	3	3	3.8	3	0	2	0	1	8	9.8
Dec. 22	IU Indy	* 19	1-5	.200	0-2	.000	0-0	.000	1	1	2	3.7	2	1	0	0	0	2	9.2
Jan. 3	Colorado State	* 19	1-4	.250	0-2	.000	0-0	.000	1	3	4	3.7	0	0	1	0	0	2	8.6
Jan. 7	at Boise State	* 26	4-7	.571	2-4	.500	0-1	.000	0	4	4	3.7	3	3	3	0	0	10	8.7

CAREER STATS

Year	GP	GS	MIN	MPG	FG	FGA	PCT	3PM	3PA	3PCT	FT	FTA	PCT	OFF	DEF	REB	AVG	PF	AST	APG	TO	BLK	STL	PTS	PPG
2022-23 (Fr.)	32	1	551	17.2	57	152	37.5	21	78	26.9	31	51	60.8	17	56	73	2.3	47	18	0.6	34	3	9	166	5.2
2024-25 (R-Sr.)	32	3	541	16.9	67	140	47.9	26	61	42.6	36	53	67.9	27	52	79	2.5	44	28	0.9	31	2	16	196	6.1
2025-26 (R-Jr.)	14	6	294	21.0	47	86	54.7	19	44	43.2	9	13	69.2	13	39	52	3.7	27	17	1.2	19	0	8	122	8.7
Total	78	10	1386	17.8	171	378	45.2	66	183	36.1	76	117	65.0	57	147	204	2.6	118	63	0.8	84	5	33	484	6.2



14 DENNIS EVANS

CENTER • R-FRESHMAN • 7-2 • 240 RIVERSIDE, CALIF.

CURRENT STATS

1.4	1.0	0.0	44.4	75.0	0.0
PPG	RPG	APG	FG%	FT%	3P%

TRACKING

Had...	Season	Career
10+ points	0	0
10+ rebounds	0	0
5+ assists	0	0
double-double	0	0
most points on team	0	0

CAREER HIGHS

POINTS	REBOUNDS	ASSISTS	3-PT MADE
7	4	--	--
vs. UMBC Nov. 6, 2023	vs. Colorado State Jan. 3, 2026	--	--
FT MADE	STEALS	BLOCKS	MINUTES
2	--	2	16
vs. Coastal Carolina Dec. 13, 2025	--	3 times, last: vs. Northern Illinois Nov. 10, 2025	vs. UMBC Nov. 6, 2023

PURPLE

shading denotes a career high set this season

SEASON HIGHS

POINTS	REBOUNDS	ASSISTS	3-PT MADE
6	4	--	--
vs. Northern Illinois Nov. 10, 2025	vs. Colorado State Jan. 3, 2026	--	--
FT MADE	STEALS	BLOCKS	MINUTES
2	--	2	13
vs. Coastal Carolina Dec. 13, 2025	--	2 times, last: at Saint Louis Nov. 15, 2025	vs. Colorado State Jan. 3, 2026

PATH TO GCU

2019-23		HILLCREST HS Riverside, Calif.
2023-24		LOUISVILLE Louisville, Ky.

NOTES

THIS SEASON

» **INJURY RETURN:** Missed the majority of the 2023-24 season at Louisville and the full 2024-25 season at GCU due to injury. Started five games during his freshman campaign at Louisville.

OTHER NOTES

» **DEFENSIVE FORCE:** Former five-star prospect with a 7-foot-7 wingspan who averaged nearly six blocks per game as a senior at Hillcrest High School (Riverside) and once recorded a state-record 16-block performance.

» **INTERNATIONAL GOLD MEDALIST:** Won gold with the USA Basketball U17 Men's National Team at the FIBA Championships in Malaga, Spain, showcasing elite rim-protecting ability on the global stage.

GAME LOG

Date	Opponent	GS	Min	FG	SHOOTING			FT	REBOUNDING							PTS	AVG
					3PT				O	D	T	A	PF	A	TO		
Nov. 3	Purdue Fort Wayne	--	--	--	--	--	--	--	--	--	--	--	--	--	--	--	--
Nov. 7	Youngstown State	--	--	--	--	--	--	--	--	--	--	--	--	--	--	--	--
Nov. 10	Northern Illinois	7	3-4	.750	0-0	.000	0-0	.000	0	0	0	0.0	3	0	2	2	6.0
Nov. 15	at Saint Louis	6	0-1	.000	0-0	.000	0-0	.000	1	1	2	1.0	0	0	0	2	3.0
Nov. 21	Northwestern State	--	--	--	--	--	--	--	--	--	--	--	--	--	--	--	--
Nov. 25	vs. Utah	4	0-1	.000	0-0	.000	0-0	.000	0	0	0	0.7	0	0	0	0	2.0
Nov. 26	vs. Iowa	1	0-0	.000	0-0	.000	0-0	.000	0	0	0	0.5	0	0	0	0	1.5
Dec. 2	Stetson	2	0-1	.000	0-0	.000	1-2	.500	1	0	1	0.6	0	0	0	1	1.4
Dec. 6	vs. Oklahoma State	--	--	--	--	--	--	--	--	--	--	--	--	--	--	--	--
Dec. 13	Coastal Carolina	2	0-0	.000	0-0	.000	2-2	1.000	0	1	1	0.7	0	0	0	0	1.5
Dec. 20	at Wyoming	--	--	--	--	--	--	--	--	--	--	--	--	--	--	--	--
Dec. 22	IU Indy	0	0-0	.000	0-0	.000	0-0	.000	0	0	0	0.6	0	0	0	0	1.3
Jan. 3	Colorado State	13	1-2	.500	0-0	.000	0-0	.000	1	3	4	1.0	0	0	0	1	1.4
Jan. 7	at Boise State	--	--	--	--	--	--	--	--	--	--	--	--	--	--	--	--

CAREER STATS

Year	GP	GS	MIN	MPG	FG	FGA	PCT	3PM	3PA	3PCT	FT	FTA	PCT	OFF	DEF	REB	AVG	PF	AST	APG	TO	BLK	STL	PTS	PPG
2023-24 (Fr.)	7	5	64	9.1	5	8	62.5	0	0	0.0	1	2	50.0	4	2	6	0.9	9	0	0.0	0	5	0	11	1.6
2025-26 (R-Fr.)	8	0	35	4.4	4	9	44.4	0	0	0.0	3	4	75.0	3	5	8	1.0	3	0	0.0	2	6	0	11	1.4
Total	15	5	99	6.6	9	17	52.9	0	0	0.0	4	6	66.7	7	7	14	0.9	12	0	0.0	2	11	0	22	1.5



17 EFE DEMIREL

CENTER • FRESHMAN • 7-1 • 240  
İZMIT, TURKEY

CURRENT STATS

7.6	5.2	0.4	63.2	72.4	0.0
PPG	RPG	APG	FG%	FT%	3P%

TRACKING

Had...	Season	Career
10+ points	6	6
10+ rebounds	0	0
5+ assists	0	0
double-double	0	0
most points on team	1	1

CAREER HIGHS

POINTS	REBOUNDS	ASSISTS	3-PT MADE
22	8	1	--
vs. Oklahoma State Dec. 6, 2025	4 times, last: at Boise State Jan. 7, 2026	6 times, last: vs. Coastal Carolina Dec. 13, 2025	--
FT MADE	STEALS	BLOCKS	MINUTES
5	2	2	32
vs. Northwestern St. Nov. 21, 2025	vs. Oklahoma State Dec. 6, 2025	2 times, last: at Boise State Jan. 7, 2026	vs. Oklahoma State Dec. 6, 2025

PURPLE

shading denotes a career high set this season

SEASON HIGHS

POINTS	REBOUNDS	ASSISTS	3-PT MADE
22	8	1	--
vs. Oklahoma State Dec. 6, 2025	4 times, last: at Boise State Jan. 7, 2026	6 times, last: vs. Coastal Carolina Dec. 13, 2025	--
FT MADE	STEALS	BLOCKS	MINUTES
5	2	2	32
vs. Northwestern St. Nov. 21, 2025	vs. Oklahoma State Dec. 6, 2025	2 times, last: at Boise State Jan. 7, 2026	vs. Oklahoma State Dec. 6, 2025

PATH TO GCU

2019-23	OKYANUS KOLEJİ İstanbul, Turkey
2023-24	ANADOLU EFES İSTANBUL İstanbul, Turkey
2024-25	PINAR KARSIYAKA İzmir, Turkey

NOTES

THIS SEASON

» **PHX ARRIVAL:** Joined GCU in August 2025 after playing in Turkey's top leagues, describing the transition as "everything is much bigger, more comfortable and much better." Took in an Arizona Cardinals preseason game and traveled to Sedona and the Grand Canyon during his first week in Phoenix.

OTHER NOTES

» **INTERNATIONAL EXPERIENCE:** Competed for Anadolu Efes S.K. and Pınar Karşıyaka, averaging 3.6 points and 2.7 rebounds in the Turkish Basketball Champions League, including an 18-point, 7-rebound performance in his final game.

» **FIBA RISING STAR:** Named one of FIBA's top 10 rising stars at the U18 European Championships and helped Turkey win bronze at the 2023 FIBA U19 Basketball World Cup.

GAME LOG

Date	Opponent	GS	Min	SHOOTING					REBOUNDING											PTS	AVG
				FG	3PT	FT	O	D	T	A	PF	A	TO	BLK	STL						
Nov. 3	Purdue Fort Wayne	*	23	5-6	.833	0-0	.000	1-2	.500	2	3	5	5.0	2	1	0	1	0	11	11.0	
Nov. 7	Youngstown State	*	19	1-3	.333	0-0	.000	2-4	.500	2	4	6	5.5	1	1	0	1	0	4	7.5	
Nov. 10	Northern Illinois	*	18	1-2	.500	0-0	.000	0-0	.000	1	3	4	5.0	2	0	2	0	0	2	5.7	
Nov. 15	at Saint Louis	*	6	0-3	.000	0-0	.000	0-0	.000	0	1	1	4.0	0	0	0	0	0	0	4.3	
Nov. 21	Northwestern State		22	3-3	1.000	0-0	.000	5-6	.833	1	1	2	3.6	1	1	1	1	1	11	5.6	
Nov. 25	vs. Utah		19	5-10	.500	0-0	.000	2-3	.667	3	2	5	3.8	2	0	1	1	0	12	6.7	
Nov. 26	vs. Iowa		23	2-3	.667	0-0	.000	0-0	.000	0	6	6	4.1	2	1	2	2	0	4	6.3	
Dec. 2	Stetson		24	1-2	.500	0-0	.000	0-0	.000	3	5	8	4.6	0	0	2	1	0	2	5.8	
Dec. 6	vs. Oklahoma State	*	32	10-11	.909	0-0	.000	2-3	.667	6	2	8	5.0	3	1	1	1	2	22	7.6	
Dec. 13	Coastal Carolina	*	22	3-5	.600	0-0	.000	1-2	.500	3	2	5	5.0	5	1	1	0	0	7	7.5	
Dec. 20	at Wyoming	*	21	1-3	.333	0-0	.000	4-5	.800	1	2	3	4.8	3	0	2	1	1	6	7.4	
Dec. 22	IU Indy	*	19	4-6	.667	0-0	.000	3-3	1.000	6	2	8	5.1	3	0	2	0	0	11	7.7	
Jan. 3	Colorado State	*	15	1-1	1.000	0-0	.000	0-0	.000	1	3	4	5.0	4	0	0	0	1	2	7.2	
Jan. 7	at Boise State	*	27	6-10	.600	0-0	.000	1-1	1.000	3	5	8	5.2	3	0	3	2	0	13	7.6	

CAREER STATS

Year	GP	GS	MIN	MPG	FG	FGA	PCT	3PM	3PA	3PCT	FT	FTA	PCT	OFF	DEF	REB	AVG	PF	AST	APG	TO	BLK	STL	PTS	PPG
2025-26 (Fr.)	14	10	290	20.7	43	68	63.2	0	0	0.0	21	29	72.4	32	41	73	5.2	31	6	0.4	17	11	5	107	7.6
Total	14	10	290	20.7	43	68	63.2	0	0	0.0	21	29	72.4	32	41	73	5.2	31	6	0.4	17	11	5	107	7.6



21 JACK SAWYER

FORWARD • SOPHOMORE • 6-8 • 230  
ALEDO, TEXAS

CURRENT STATS

0.0	0.0	0.0	0.0	0.0	0.0
PPG	RPG	APG	FG%	FT%	3P%

TRACKING

Had...	Season	Career
10+ points	0	0
10+ rebounds	0	0
5+ assists	0	0
double-double	0	0
most points on team	0	0

CAREER HIGHS

POINTS	REBOUNDS	ASSISTS	3-PT MADE
4	3	1	--
at Grand Canyon Jan. 16, 2025	at Texas A&M Dec. 28, 2024	3 times, last: vs. UT Arlington Jan. 25, 2025	--
FT MADE	STEALS	BLOCKS	MINUTES
2	1	--	13
vs. Seattle U Feb. 13, 2025	2 times, last: vs. UT Arlington Jan. 25, 2025	--	vs. UT Arlington Jan. 25, 2025

PURPLE

shading denotes a career high set this season

SEASON HIGHS

POINTS	REBOUNDS	ASSISTS	3-PT MADE
--	--	--	--
--	--	--	--
FT MADE	STEALS	BLOCKS	MINUTES
--	--	--	--
--	--	--	--

PATH TO GCU

2020-24	ALEDO HS Aledo, Texas
2024-25	ABILENE CHRISTIAN Abilene, Texas

NOTES

THIS SEASON

» **FIRST-YEAR LOPE:** Transfers from former WAC counterpart Abilene Christian.

OTHER NOTES

» **SUMMER IMPACT:** Played overseas with Luke Shaw on an Athletes in Action team in Summer 2025, averaging 5.5 points on 56% shooting against Czech national squads.

» **WAC EXPERIENCE:** Appeared in 19 games as a freshman at Abilene Christian, including scoring four points against GCU on Jan. 16 at Global Credit Union Arena.

» **TEXAS STANDOUT:** Averaged 15.3 points and 9.5 rebounds as a senior at Aledo High School, earning All-Parker County Co-Offensive MVP honors.

GAME LOG

Date	Opponent	GS	Min	FG	SHOOTING		FT	REBOUNDING								PTS	AVG
					3PT			O	D	T	A	PF	A	TO	BLK		
Nov. 3	Purdue Fort Wayne	--	--	--	--	--	--	--	--	--	--	--	--	--	--	--	--
Nov. 7	Youngstown State	--	--	--	--	--	--	--	--	--	--	--	--	--	--	--	--
Nov. 10	Northern Illinois	--	--	--	--	--	--	--	--	--	--	--	--	--	--	--	--
Nov. 15	at Saint Louis	--	--	--	--	--	--	--	--	--	--	--	--	--	--	--	--
Nov. 21	Northwestern State	--	--	--	--	--	--	--	--	--	--	--	--	--	--	--	--
Nov. 25	vs. Utah	--	--	--	--	--	--	--	--	--	--	--	--	--	--	--	--
Nov. 26	vs. Iowa	--	--	--	--	--	--	--	--	--	--	--	--	--	--	--	--
Dec. 2	Stetson	--	--	--	--	--	--	--	--	--	--	--	--	--	--	--	--
Dec. 6	vs. Oklahoma State	--	--	--	--	--	--	--	--	--	--	--	--	--	--	--	--
Dec. 13	Coastal Carolina	--	--	--	--	--	--	--	--	--	--	--	--	--	--	--	--
Dec. 20	at Wyoming	--	--	--	--	--	--	--	--	--	--	--	--	--	--	--	--
Dec. 22	IU Indy	--	--	--	--	--	--	--	--	--	--	--	--	--	--	--	--
Jan. 3	Colorado State	--	--	--	--	--	--	--	--	--	--	--	--	--	--	--	--
Jan. 7	at Boise State	--	--	--	--	--	--	--	--	--	--	--	--	--	--	--	--

CAREER STATS

Year	GP	GS	MIN	MPG	FG	FGA	PCT	3PM	3PA	3PCT	FT	FTA	PCT	OFF	DEF	REB	AVG	PF	AST	APG	TO	BLK	STL	PTS	PPG
2024-25 (Fr.)	19	0	91	4.8	7	14	50.0	0	0	0.0	2	2	100.0	7	10	17	0.9	13	3	0.2	5	0	2	16	0.8
2025-26 (So.)	0	0	0	0.0	0	0	0.0	0	0	0.0	0	0	0.0	0	0	0	0.0	0	0	0.0	0	0	0	0	0.0
Total	19	0	91	4.8	7	14	50.0	0	0	0.0	2	2	100.0	7	10	17	0.9	13	3	0.2	5	0	2	16	0.8





22 KALEB SMITH

FORWARD • R-JUNIOR • 6-10 • 245  
RANCHO CUCAMONGA, CALIF.

CURRENT STATS

1.4	1.6	0.3	18.5	70.0	15.4
PPG	RPG	APG	FG%	FT%	3P%

TRACKING

Had...	Season	Career
10+ points	0	31
10+ rebounds	0	4
5+ assists	0	0
double-double	0	3
most points on team	0	6

CAREER HIGHS

POINTS	REBOUNDS	ASSISTS	3-PT MADE
28	14	4	8
at UCSB March 9, 2024	at UC San Diego Jan. 25, 2024	vs. Alcorn State Nov. 24, 2024	at UCSB March 9, 2024
FT MADE	STEALS	BLOCKS	MINUTES
9	2	1	35
at BYU Nov. 8, 2024	8 times, last: vs. CSUN March 6, 2025	at Boise State Jan. 7, 2026	3 times, last: vs. St. Thomas Dec. 29, 2024

PURPLE

shading denotes a career high set this season

SEASON HIGHS

POINTS	REBOUNDS	ASSISTS	3-PT MADE
5	4	1	1
at Saint Louis Nov. 15, 2025	3 times, last: vs. IU Indy Dec. 22, 2025	4 times, last: vs. Coastal Carolina Dec. 13, 2025	2 times, last: vs. Northwestern St. Nov. 21, 2025
FT MADE	STEALS	BLOCKS	MINUTES
3	1	1	17
at Wyoming Dec. 20, 2025	2 times, last: vs. Oklahoma State Dec. 6, 2025	at Boise State Jan. 7, 2026	vs. Northwestern St. Nov. 21, 2025

PATH TO GCU

2018-22	DAMIEN HS La Verne, Calif.
2022-25	UC RIVERSIDE Riverside, Calif.

NOTES

THIS SEASON

» FIRST-YEAR LOPE: Transfers from UC Riverside.

OTHER NOTES

- » SHARP-SHOOTING THREAT: Hit 58 threes at 33% in 2024–25 at UC Riverside and previously tied the program's single-game record with eight 3-pointers during a 28-point outburst at UC Santa Barbara on March 9, 2024, in the Big West Tournament.
- » PROVEN SCORER: Started all 34 games last season, averaging 11.0 points with standout performances of 21 points vs. La Sierra and 20 points vs. BYU.
- » LOPE VIEWER: Watched GCU capture the 2025 WAC title in Las Vegas shortly after his UC Riverside season ended in nearby Henderson, setting the stage for his first season with the Lopes.

GAME LOG

Date	Opponent	GS	Min	SHOOTING			FT	FT	REBOUNDING			PF	A	TO	BLK	STL	PTS	AVG
				FG	3PT				O	D	T							
Nov. 3	Purdue Fort Wayne	12	1-3	.333	0-1	.000	2-2	1.000	0	2	2	2.0	0	1	1	0	4	4.0
Nov. 7	Youngstown State	4	0-1	.000	0-1	.000	0-0	.000	0	0	0	1.0	0	0	0	0	0	2.0
Nov. 10	Northern Illinois	16	1-4	.250	0-0	.000	0-0	.000	0	2	2	1.3	3	0	1	0	2	2.0
Nov. 15	at Saint Louis	11	2-3	.667	1-1	1.000	0-0	.000	1	1	2	1.5	1	0	1	0	5	2.8
Nov. 21	Northwestern State	17	1-3	.333	1-2	.500	1-2	.500	2	2	4	2.0	2	1	0	0	4	3.0
Nov. 25	vs. Utah	7	0-1	.000	0-0	.000	1-2	.500	1	0	1	1.8	1	0	0	0	1	2.7
Nov. 26	vs. Iowa	10	0-0	.000	0-0	.000	0-0	.000	0	1	1	1.7	0	0	1	0	0	2.3
Dec. 2	Stetson	0	0-1	.000	0-1	.000	0-0	.000	0	0	0	1.5	0	0	0	0	0	2.0
Dec. 6	vs. Oklahoma State	6	0-2	.000	0-1	.000	0-0	.000	0	2	2	1.6	1	1	0	0	1	1.8
Dec. 13	Coastal Carolina	15	0-6	.000	0-5	.000	0-0	.000	0	4	4	1.8	0	1	0	0	0	1.6
Dec. 20	at Wyoming	9	0-1	.000	0-1	.000	3-4	.750	0	0	0	1.6	1	0	1	0	3	1.7
Dec. 22	IU Indy	6	0-2	.000	0-0	.000	0-0	.000	1	3	4	1.8	0	0	1	0	0	1.6
Jan. 3	Colorado State	2	0-0	.000	0-0	.000	0-0	.000	0	0	0	1.7	0	0	0	0	0	1.5
Jan. 7	at Boise State	2	0-0	.000	0-0	.000	0-0	.000	0	0	0	1.6	1	0	0	1	0	1.4

CAREER STATS

Year	GP	GS	MIN	MPG	FG	FGA	PCT	3PM	3PA	3PCT	FT	FTA	PCT	OFF	DEF	REB	AVG	PF	AST	APG	TO	BLK	STL	PTS	PPG
2023-24 (R-Fr.)	34	17	651	19.1	94	240	39.2	40	110	36.4	27	52	51.9	50	101	73	2.1	51	12	0.4	32	0	18	255	7.5
2024-25 (R-Sr.)	34	34	904	26.6	126	344	36.6	58	175	33.1	64	84	76.2	40	114	154	4.5	67	33	1.0	55	0	21	374	11.0
2025-26 (R-Jr.)	14	0	117	8.4	5	27	18.5	2	13	15.4	7	10	70.0	5	17	22	1.6	10	4	0.3	6	1	2	19	1.4
Total	82	51	1672	20.4	225	611	36.8	100	298	33.6	98	146	67.1	95	232	327	4.0	128	49	0.6	93	1	41	648	7.9



23 COLE PEPE

GUARD • FRESHMAN • 6-4 • 190  
SCOTTSDALE, ARIZ.

CURRENT STATS

0.0	0.2	0.0	0.0	0.0	0.0
PPG	RPG	APG	FG%	FT%	3P%

TRACKING

Had...	Season	Career
10+ points	0	0
10+ rebounds	0	0
5+ assists	0	0
double-double	0	0
most points on team	0	0

CAREER HIGHS

POINTS	REBOUNDS	ASSISTS	3-PT MADE
--	1	--	--
--	vs. Northern Illinois Nov. 10, 2025	--	--
FT MADE	STEALS	BLOCKS	MINUTES
--	--	--	1
--	--	--	2 times, last: vs. Coastal Carolina Dec. 13, 2025

PURPLE

shading denotes a career high set this season

SEASON HIGHS

POINTS	REBOUNDS	ASSISTS	3-PT MADE
--	1	--	--
--	vs. Northern Illinois Nov. 10, 2025	--	--
FT MADE	STEALS	BLOCKS	MINUTES
--	--	--	1
--	--	--	2 times, last: vs. Coastal Carolina Dec. 13, 2025

PATH TO GCU

2021-25



NOTRE DAME PREP  
Scottsdale, Ariz.

NOTES

THIS SEASON

» **ROOKIE CAMPAIGN:** Set for first season of college basketball.

OTHER NOTES

» **DEFENSIVE STANDOUT:** Named 5A East Sky All-Region Defensive Player of the Year and earned first-team honors as a senior at Notre Dame Prep in Scottsdale.

» **EFFICIENT FLOOR GENERAL:** Recorded a 2.33-to-1 assist-to-turnover ratio while helping lead the Saints to back-to-back Open State Championship tournament appearances with a combined 49-9 record.

» **LOCAL TIES:** Scottsdale native who played club for Zone 6 Gro Athletic Scottsdale Select and chose GCU for its program success, location and strong faith foundation.

GAME LOG

Date	Opponent	GS	Min	SHOOTING			FT	REBOUNDING							PTS	AVG
				FG	3PT			O	D	T	A	PF	A	TO		
Nov. 3	Purdue Fort Wayne	--	--	--	--	--	--	--	--	--	--	--	--	--	--	--
Nov. 7	Youngstown State	--	--	--	--	--	--	--	--	--	--	--	--	--	--	--
Nov. 10	Northern Illinois	1	0-0	.000	0-0	.000	0-0	.000	0	1	1	1.0	0	0	0	0.0
Nov. 15	at Saint Louis	--	--	--	--	--	--	--	--	--	--	--	--	--	--	--
Nov. 21	Northwestern State	--	--	--	--	--	--	--	--	--	--	--	--	--	--	--
Nov. 25	vs. Utah	--	--	--	--	--	--	--	--	--	--	--	--	--	--	--
Nov. 26	vs. Iowa	--	--	--	--	--	--	--	--	--	--	--	--	--	--	--
Dec. 2	Stetson	0	0-0	.000	0-0	.000	0-0	.000	0	0	0	0.5	0	0	0	0.0
Dec. 6	vs. Oklahoma State	--	--	--	--	--	--	--	--	--	--	--	--	--	--	--
Dec. 13	Coastal Carolina	1	0-0	.000	0-0	.000	0-0	.000	0	0	0	0.3	0	0	0	0.0
Dec. 20	at Wyoming	--	--	--	--	--	--	--	--	--	--	--	--	--	--	--
Dec. 22	IU Indy	0	0-0	.000	0-0	.000	0-0	.000	0	0	0	0.3	0	0	0	0.0
Jan. 3	Colorado State	--	--	--	--	--	--	--	--	--	--	--	--	--	--	--
Jan. 7	at Boise State	--	--	--	--	--	--	--	--	--	--	--	--	--	--	--

CAREER STATS

Year	GP	GS	MIN	MPG	FG	FGA	PCT	3PM	3PA	3PCT	FT	FTA	PCT	OFF	DEF	REB	AVG	PF	AST	APG	TO	BLK	STL	PTS	PPG
2025-26 (Fr.)	4	0	2	0.5	0	0	0.0	0	0	0.0	0	0	0.0	0	1	1	0.3	0	0	0.0	0	0	0	0	0.0
Total	4	0	2	0.5	0	0	0.0	0	0	0.0	0	0	0.0	0	1	1	0.3	0	0	0.0	0	0	0	0	0.0



31 NANA DWUSU-ANANE

FORWARD • GRADUATE • 6-8 • 240  
BURLINGTON, ONTARIO, CANADA

CURRENT STATS

9.9	8.9	2.4	44.3	69.7	32.6
PPG	RPG	APG	FG%	FT%	3P%

TRACKING

Had...	Season	Career
10+ points	7	50
10+ rebounds	5	24
5+ assists	1	6
double-double	3	18
most points on team	2	16

CAREER HIGHS

POINTS	REBOUNDS	ASSISTS	3-PT MADE
27	18	8	3
vs. Columbia Jan. 21, 2023	vs. Columbia Jan. 21, 2023	vs. Dartmouth March 2, 2024	at Princeton Feb. 16, 2024
FT MADE	STEALS	BLOCKS	MINUTES
9	4	5	42
2 times, last: vs. Ohio Nov. 26, 2023	4 times, last: vs. Cornell Jan. 20, 2024	at Dartmouth Feb. 3, 2023	at Yale March 9, 2024

PURPLE

shading denotes a career high set this season

SEASON HIGHS

POINTS	REBOUNDS	ASSISTS	3-PT MADE
19	15	7	2
vs. Youngstown St. Nov. 7, 2025	vs. Stetson Dec. 2, 2025	vs. Northern Illinois Nov. 10, 2025	5 times, last: at Boise State Jan. 7, 2026
FT MADE	STEALS	BLOCKS	MINUTES
5	3	4	38
vs. Youngstown St. Nov. 7, 2025	vs. Purdue Ft Wayne Nov. 3, 2025	at Saint Louis Nov. 15, 2025	2 times, last: at Boise State Jan. 7, 2026

PATH TO GCU

2017-21		PUTNAM SCIENCE ACADEMY Putnam, Conn.
2021-25		BROWN Providence, R.I.

NOTES

THIS SEASON

- » **HOT START:** Was the first player in the history of the Mountain West (started play in 1999) to average 15.0 points, 10.0 rebounds and 5.0 assists through a season's first three games.
- » **IMPACT TRANSFER:** Joins GCU for his fifth college season as part of a top-40 nationally ranked transfer class per 247Sports.

OTHER NOTES

- » **IVY LEAGUE STAR:** Earned Second Team All-Ivy honors at Brown in 2023-24 after recording 11 double-doubles and a standout 19-point, 15-rebound performance in an Ivy League Tournament upset over Princeton.
- » **DOMINANT REBOUNDER:** Ranked second in the Ivy League in rebounding in 2022-23.
- » **INSTANT FIT:** Took part in his first summer workouts at GCU after transferring, noting how the experience stood out from his Ivy League years where offseason team activities weren't permitted.
- » **RECRUITING CONNECTION:** Attended a GCU home game during his redshirt year in February 2025 on an official recruiting visit while injured, where the gameday energy and fan atmosphere played a key role in his decision to transfer.

GAME LOG

Date	Opponent	GS	Min	SHOOTING					REBOUNDING											PTS	AVG
				FG	3PT	FT	O	D	T	A	PF	A	TO	BLK	STL						
Nov. 3	Purdue Fort Wayne	*	28	7-11	.636	1-3	.333	2-2	1.000	4	5	9	9.0	1	5	1	1	3	17	17.0	
Nov. 7	Youngstown State	*	35	7-14	.500	0-2	.000	5-6	.833	6	6	12	10.5	4	3	1	0	0	19	18.0	
Nov. 10	Northern Illinois	*	28	3-7	.429	2-3	.667	2-2	1.000	4	7	11	10.7	2	7	1	0	2	10	15.3	
Nov. 15	at Saint Louis	*	37	3-6	.500	0-2	.000	0-0	.000	2	9	11	10.8	3	2	2	4	1	6	13.0	
Nov. 21	Northwestern State	*	23	3-6	.500	1-3	.333	1-4	.250	4	8	12	11.0	3	1	3	0	0	8	12.0	
Nov. 25	vs. Utah	*	33	4-8	.500	0-1	.000	1-1	1.000	2	7	9	10.7	3	1	1	1	0	9	11.5	
Nov. 26	vs. Iowa	*	28	0-8	.000	0-5	.000	2-2	1.000	2	4	6	10.0	2	0	0	0	0	2	10.1	
Dec. 2	Stetson	*	38	3-8	.375	1-2	.500	3-5	.600	6	9	15	10.6	3	1	3	1	0	10	10.1	
Dec. 6	vs. Oklahoma State	*	18	1-6	.167	1-4	.250	0-0	.000	1	6	7	10.2	1	1	2	0	0	3	9.3	
Dec. 13	Coastal Carolina	*	25	4-8	.500	2-3	.667	1-2	.500	0	4	4	9.6	0	3	0	0	0	11	9.5	
Dec. 20	at Wyoming	*	31	5-8	.625	2-3	.667	3-4	.750	1	5	6	9.3	2	3	1	0	2	15	10.0	
Dec. 22	IU Indy	*	32	3-9	.333	0-3	.000	2-2	1.000	1	7	8	9.2	0	2	2	1	2	8	9.8	
Jan. 3	Colorado State	*	37	5-9	.556	2-5	.400	1-3	.333	2	5	7	9.0	4	3	2	2	2	13	10.1	
Jan. 7	at Boise State	*	38	3-7	.429	2-4	.500	0-0	.000	1	7	8	8.9	2	2	0	2	2	8	9.9	

CAREER STATS

Year	GP	GS	MIN	MPG	FG	FGA	PCT	3PM	3PA	3PCT	FT	FTA	PCT	OFF	DEF	REB	AVG	PF	AST	APG	TO	BLK	STL	PTS	PPG
2021-22 (Fr.)	21	4	359	17.1	48	104	46.2	2	9	22.2	22	34	64.7	22	49	71	3.4	51	19	0.9	31	8	14	120	5.7
2022-23 (So.)	25	24	714	28.6	100	226	44.2	5	27	18.5	53	89	59.6	69	135	204	8.2	74	53	2.1	60	29	35	258	10.3
2023-24 (Jr.)	31	31	1009	32.5	162	346	46.8	22	71	31.0	111	162	68.5	103	169	272	8.8	92	66	2.1	57	31	41	457	14.7
2025-26 (Gr.)	14	14	431	30.8	51	115	44.3	14	43	32.6	23	33	69.7	36	89	125	8.9	30	34	2.4	19	12	14	139	9.9
Total	91	73	2513	27.6	361	791	45.6	43	150	28.7	209	318	65.7	230	442	672	7.4	247	172	1.9	167	80	104	974	10.7



32 WILHELM BREIDENBACH

FORWARD • GRADUATE • 6-10 • 235 RANCHO SANTA MARGARITA, CALIF.

CURRENT STATS

3.2	3.1	1.1	38.9	78.9	11.8
PPG	RPG	APG	FG%	FT%	3P%

TRACKING

Had...	Season	Career
10+ points	1	12
10+ rebounds	0	1
5+ assists	0	0
double-double	0	1
most points on team	1	2

CAREER HIGHS

POINTS	REBOUNDS	ASSISTS	3-PT MADE
16	10	4	2
vs. Northern Illinois Nov. 10, 2025	at Stanford Jan. 20, 2024	vs. Boston College Nov. 30, 2022	6 times, last: vs. Indiana March 1, 2025
FT MADE	STEALS	BLOCKS	MINUTES
7	5	2	34
vs. Oregon State Jan. 6, 2024	vs. South Dakota Nov. 27, 2021	4 times, last: at Seattle U Dec. 17, 2023	at Stanford Jan. 20, 2024

PURPLE

shading denotes a career high set this season

SEASON HIGHS

POINTS	REBOUNDS	ASSISTS	3-PT MADE
16	8	3	1
vs. Northern Illinois Nov. 10, 2025	vs. Coastal Carolina Dec. 13, 2025	3 times, last: vs. Oklahoma State Dec. 6, 2025	2 times, last: vs. Northern Illinois Nov. 10, 2025
FT MADE	STEALS	BLOCKS	MINUTES
3	2	1	21
2 times, last: vs. Utah Nov. 25, 2025	vs. Northern Illinois Nov. 10, 2025	4 times, last: vs. Coastal Carolina Dec. 13, 2025	vs. IU Indy Dec. 22, 2025

PATH TO GCU

2017-21	MATER DEI HS Santa Ana, Calif.
2021-23	NEBRASKA Lincoln, Neb.
2023-25	WASHINGTON Seattle, Wash.

NOTES

THIS SEASON

- » **CAREER HIGH:** In only his third game for the Lopes, Breidenbach posted a career-best 16 points on Nov. 10 vs. Northern Illinois in only 11 minutes off the GCU bench.
- » **EXPERIENCED ADDITION:** Arrives at GCU with 104 games of college experience split between Nebraska and Washington, bringing proven depth and versatility to the frontcourt.

OTHER NOTES

- » **EFFICIENT SCORER:** Shot 50.5% from the field and 37% from three during the 2024–25 season at Washington, knocking down at least one triple in 17 games and posting two 10-point outings.
- » **ACADEMIC LEADER:** Earned Academic All-Big Ten honors and was named to the Big Ten Sportsmanship Team, reflecting both athletic and academic excellence.
- » **HIGH-LEVEL BACKGROUND:** Former four-star recruit from Mater Dei High School and Team Why Not (EYBL), where he helped lead a national power program and was ranked No. 12 center nationally in the class of 2021.

GAME LOG



Date	Opponent	GS	Min	SHOOTING				REBOUNDING											PTS	AVG
				FG	3PT	FT	O	D	T	A	PF	A	TO	BLK	STL					
Nov. 3	Purdue Fort Wayne		18	2-5	.400	1-3	.333	0-0	.000	1	4	5	5.0	1	3	1	0	0	5	5.0
Nov. 7	Youngstown State		14	2-3	.667	0-0	.000	0-1	.000	3	2	5	5.0	1	3	2	0	0	4	4.5
Nov. 10	Northern Illinois		11	6-7	.857	1-2	.500	3-3	1.000	3	1	4	4.7	3	1	0	1	2	16	8.3
Nov. 15	at Saint Louis		18	0-1	.000	0-0	.000	0-0	.000	0	2	2	4.0	4	0	2	0	1	0	6.3
Nov. 21	Northwestern State	*	18	0-0	.000	0-0	.000	1-2	.500	1	1	2	3.6	4	1	1	0	0	1	5.2
Nov. 25	vs. Utah	*	17	0-4	.000	0-3	.000	3-4	.750	2	1	3	3.5	2	0	0	1	1	3	4.8
Nov. 26	vs. Iowa	*	15	0-1	.000	0-0	.000	0-0	.000	0	2	2	3.3	4	1	1	1	1	0	4.1
Dec. 2	Stetson	*	16	1-3	.333	0-2	.000	2-2	1.000	0	1	1	3.0	4	0	1	0	0	4	4.1
Dec. 6	vs. Oklahoma State		8	0-1	.000	0-1	.000	0-0	.000	1	1	2	2.9	3	3	0	0	0	0	3.7
Dec. 13	Coastal Carolina		16	3-6	.500	0-1	.000	2-3	.667	6	2	8	3.4	1	1	0	1	0	8	4.1
Dec. 20	at Wyoming		19	0-1	.000	0-1	.000	2-2	1.000	0	7	7	3.7	4	1	1	0	1	2	3.9
Dec. 22	IU Indy		21	0-0	.000	0-0	.000	2-2	1.000	0	1	1	3.5	2	1	0	0	1	2	3.8
Jan. 3	Colorado State		7	0-1	.000	0-1	.000	0-0	.000	1	0	1	3.3	3	0	1	0	0	0	3.5
Jan. 7	at Boise State		13	0-3	.000	0-3	.000	0-0	.000	1	0	1	3.1	4	0	2	0	1	0	3.2

CAREER STATS

Year	GP	GS	MIN	MPG	FG	FGA	PCT	3PM	3PA	3PCT	FT	FTA	PCT	OFF	DEF	REB	AVG	PF	AST	APG	TO	BLK	STL	PTS	PPG
2021-22 (Fr.)	10	0	157	15.7	14	39	35.9	3	20	15.0	6	12	50.0	7	20	27	2.7	33	6	0.6	7	6	10	37	3.7
2022-23 (So.)	32	2	409	12.8	47	122	38.5	11	47	23.4	11	18	61.1	24	61	85	2.7	62	15	0.5	25	10	6	116	3.6
2023-24 (Jr.)	32	9	497	15.5	65	115	56.5	12	36	33.3	26	37	70.3	33	77	110	3.4	68	7	0.2	22	7	10	168	5.3
2024-25 (Sr.)	30	17	506	16.9	49	97	50.5	20	54	37.0	17	24	70.8	23	48	71	2.4	66	12	0.4	19	4	13	135	4.5
2025-26 (Gr.)	14	4	211	15.1	14	36	38.9	2	17	11.8	15	19	78.9	19	25	44	3.1	40	15	1.1	12	4	8	45	3.2
Total	118	32	1,780	15.1	189	409	46.2	48	174	27.6	75	110	68.2	106	231	337	2.9	269	55	0.5	85	31	47	501	4.2





#### MONDAY, NOV. 3 | HOME OPENER

 <div>PURDUE FORT WAYNE</div> <div>71</div> <div>0-1</div>		VS	 <div>GRAND CANYON</div> <div>90</div> <div>1-0</div>	
<div>POINTS</div> <div>Craig 18</div> <div>Hadnot II 16</div> <div>Stevenson 15</div>		<div>REBOUNDS</div> <div>Hadnot II 4</div> <div>4 tied 3</div>		
<div>ASSISTS</div> <div>Hadnot II 6</div>		<div>STEALS</div> <div>Craig 3</div>		
27-64   42.2%		FIELD GOALS		
8-30   26.7%		3-PT SHOOTING		
27 (6/21)		REBOUNDS (O/D)		
13		TURNOVERS		
		32-57   56.1%		
		11-24   45.8%		
		39 (7/32)		
		15		



"I was really pleased with our energy to come out. On the defensive end, we had good intensity. We were engaged. We were intense. They had to earn their points." **BRYCE DREW**

#### MONDAY, NOV. 10 | HOME

 <b>NORTHERN ILLINOIS</b> <b>59</b> <b>1-2</b>		<b>VS</b>	 <b>GRAND CANYON</b> <b>88</b> <b>2-1</b>	
<b>POINTS</b>			<b>POINTS</b>	
Kelly 12	Valentine 4		Breidenbach 16	Owusu-Anane 11
Washington 10	Wharton 4		Williams 15	Henley 5
Winther 9	2 tied 3		Henley 14	3 tied 4
<b>ASSISTS</b>			<b>ASSISTS</b>	
2 tied 3	3 tied 2		Owusu-Anane 7	Williams 3
17-49   34.7%		<b>FIELD GOALS</b>	30-61   49.2%	
8-19   42.1%		<b>3-PT SHOOTING</b>	10-26   38.5%	
19 (7/12)		<b>REBOUNDS (O/D)</b>	38 (14/24)	
21		<b>TURNOVERS</b>	15	



"We still need to get better obviously on a lot of things, but the intent and the focus was much, much better tonight on that (defensive) end." **BRYCE DREW**

#### FRIDAY, NOV. 21 | HOME

 <div>NORTHWESTERN STATE</div> <div>72</div> <div>1-5</div>		VS	 <div>GRAND CANYON</div> <div>85</div> <div>3-2</div>	
<div>POINTS</div> <div>REBOUNDS</div>			<div>POINTS</div> <div>REBOUNDS</div>	
Thomas 24	Thomas 3		Henley 22	Owusu-Anane 12
Jumawan 14	Redmond 3		Williams 12	Stromer 6
Turner 10	Loum 3		Demirel 11	2 tied 5
<div>ASSISTS</div> <div>STEALS</div>			<div>ASSISTS</div> <div>STEALS</div>	
Thomas 4	4 tied 1		Henley 4	Henley 2
25-52   48.1%		FIELD GOALS		24-49   49.0%
6-20   30.0%		3-PT SHOOTING		7-22   31.8%
17 (3/14)		REBOUNDS (O/D)		41 (12/29)
10		TURNOVERS		12


"I thought the highlight to take from the night was our rebounding. If you rebound that many, you should win by more." **BRYCE DREW**

#### FRIDAY, NOV. 7 | HOME

		VS					
YOUNGSTOWN STATE				GRAND CANYON			
90				81			
1-1				1-1			
POINTS		REBOUNDS		POINTS		REBOUNDS	
Zorgvol	18	King	10	Henley	19	Owusu-Anane	12
Carroll	14	Carroll	6	Owusu-Anane	19	Demirel	6
Blackshear	14	3 tied	3	Moore Jr.	16	3 tied	5
ASSISTS		STEALS		ASSISTS		STEALS	
King	8	Carroll	3	3 tied	3	Williams	1
27-56   48.2%		FIELD GOALS		32-66   48.5%			
12-27   44.4%		3-PT SHOOTING		2-13   15.4%			
28 (8/20)		REBOUNDS (O/D)		39 (16/23)			
9		TURNOVERS		13			

"We just weren't tough enough, physically at times, mentally at other times and emotionally at other times." **BRYCE DREW**

#### SATURDAY, NOV. 15 | AWAY




SAINT LOUIS

78

4-0

VS



GRAND CANYON

64

2-2

POINTS		REBOUNDS	
McCottry 20	Brown 15		
Avila 14	Otieno 6		
2 tied 8	2 tied 5		

ASSISTS		STEALS	
McCottry 4	2 tied 2		

FIELD GOALS	
27-59   45.8%	
10-27   37.0%	
45 (10/35)	
18	

POINTS		REBOUNDS	
Williams 20	Owusu-Anane 11		
Henley 12	Shaw 7		
Stromer 8	2 tied 5		



ASSISTS		STEALS	
4 tied 2	8 tied 1		

3-PT SHOOTING	
7-28   25.0%	
39 (15/24)	
12	

REBOUNDS (O/D)	

"Right now, we have a lot of guys who are searching, a lot of guys that are trying to figure it out, a lot that are second-guessing..." **BRYCE DREW**

#### TUESDAY, NOV. 25 | PALM DESERT, CALIF.

 UTAH		VS	 GRAND CANYON	
5-2			4-2	
58			68	
POINTS		POINTS		
REBOUNDS		REBOUNDS		
McHenry 16	Dawes 12	Henley 18	Owusu-Anane 9	
Dawes 10	Okonkwo 8	Demirel 12	Demirel 5	
Brown 9	Traore 5	Moore Jr. 11	5 tied 3	
ASSISTS		ASSISTS		
STEALS		STEALS		
Abbey 3	3 tied 1	2 tied 3	Williams 3	
21-51   41.2%		23-58   39.7%		
5-16   31.3%		0-10   0.0%		
40 (8/32)		33 (10/23)		
14		6		
FIELD GOALS		FIELD GOALS		
3-PT SHOOTING		3-PT SHOOTING		
REBOUNDS (O/D)		REBOUNDS (O/D)		
TURNOVERS		TURNOVERS		

"It really speaks volumes to our defense and then our guys attacking the rim. I thought Efe had some really good finishes that the guards found him on." **BRYCE DREW**

#### WEDNESDAY, NOV. 26 | PALM DESERT, CALIF.

IOWA VS GRAND CANYON			
<b>59</b>		<b>46</b>	
7-0		4-3	
POINTS	REBOUNDS	POINTS	REBOUNDS
Howard 19	Koch 6	Henley 16	Owusu-Anane 6
Stirtz 13	Howard 6	Moore Jr. 7	Dermiel 6
Koch 11	2 tied 5	Williams 7	Henley 4
ASSISTS	STEALS	ASSISTS	STEALS
Stirtz 5	Stirtz 3	2 tied 2	Stromer 2
19-47   40.4%		17-42   40.5%	
6-19   31.6%		5-16   31.3%	
32 (10/22)		24 (4/20)	
12		19	

"Our defense was definitely good enough to win the game ... It's just really hard to overcome no second-chance points and really hard to overcome 19 turnovers." **BRYCE DREW**

#### SATURDAY, DEC. 6 | NEUTRAL

OKLAHOMA STATE VS GRAND CANYON			
<b>84</b>		<b>78</b>	
9-0		5-4	
POINTS	REBOUNDS	POINTS	REBOUNDS
Fallah 25	Fallah 6	Demirel 22	Demirel 8
Coleman 16	Coleman 6	Shaw 19	Owusu-Anane 7
2 tied 14	3 tied 3	Henley 14	Henley 6
ASSISTS	STEALS	ASSISTS	STEALS
2 tied 4	Clary 2	Williams 5	Demirel 2
30-52   57.7%		31-68   45.6%	
4-13   30.8%		8-28   28.6%	
32 (6/26)		34 (14/20)	
12		9	

"We've got to win our matchups more, and we've got to make more of those winning plays at crucial times. It was a big step up, and I think we got to see the heart of some guys." **BRYCE DREW**

#### SATURDAY, DEC. 20 | AWAY

WYOMING VS GRAND CANYON			
<b>70</b>		<b>82</b>	
9-3		7-4	
POINTS	REBOUNDS	POINTS	REBOUNDS
Walker 13	Meyer 6	Williams 20	Breidenbach 7
Meyer 12	Magassa 5	Henley 18	Owusu-Anane 6
Magassa 9	2 tied 3	Owusu-Anane 15	Henley 4
ASSISTS	STEALS	ASSISTS	STEALS
Walker 4	4 tied 2	Owusu-Anane 3	2 tied 2
22-59   37.3%		25-44   56.8%	
3-26   11.5%		7-18   38.9%	
29 (11/18)		32 (4/28)	
12		16	

"Those first 10 minutes, that's as good as you could pray for, especially in a road game." **BRYCE DREW**

#### TUESDAY, DEC. 2 | HOME

STETSON VS GRAND CANYON			
<b>45</b>		<b>67</b>	
3-7		5-3	
POINTS	REBOUNDS	POINTS	REBOUNDS
Kuhl 13	Phillips Jr. 8	Henley 26	Owusu-Anane 15
Phillips Jr. 9	Kuhl 5	Shaw 13	Demirel 8
Johnson 7	Copeland 5	Owusu-Anane 10	Shaw 5
ASSISTS	STEALS	ASSISTS	STEALS
2 tied 2	Kuhl 3	Henley 5	Henley 6
18-53   34.0%		23-53   43.4%	
5-20   25.0%		5-24   20.8%	
32 (9/23)		40 (11/29)	
17		14	

"Second half, it clicked that even though the shot isn't going in, we need to do the other stuff and with more urgency to win this game." **BRYCE DREW**

#### SATURDAY, DEC. 13 | HOME

COASTAL CAROLINA VS GRAND CANYON			
<b>61</b>		<b>82</b>	
6-5		6-4	
POINTS	REBOUNDS	POINTS	REBOUNDS
Beadle 18	Hill 6	Shaw 18	Breidenbach 8
Dancier 13	Beadle 5	Williams 16	Shaw 7
Hill 8	Ngopot 5	Owusu-Anane 11	2 tied 6
ASSISTS	STEALS	ASSISTS	STEALS
Beadle 6	3 tied 1	Williams 5	Henley 2
25-67   37.3%		28-76   36.8%	
7-22   31.8%		9-30   30.0%	
33 (10/23)		54 (20/34)	
4		5	



"This is, in my mind, our most pleasing game all year." **BRYCE DREW**

#### MONDAY, DEC. 22 | HOME

IU INDY VS GRAND CANYON			
<b>78</b>		<b>91</b>	
4-10		8-4	
POINTS	REBOUNDS	POINTS	REBOUNDS
D'Augustino 24	Woodward 9	Henley 29	Henley 8
Mitchell 16	D'Augustino 5	Moore Jr. 17	Demirel 8
Miller 11	2 tied 3	3 tied 11	Owusu-Anane 8
ASSISTS	STEALS	ASSISTS	STEALS
Woodward 7	2 tied 2	Moore Jr. 3	2 tied 2
29-64   45.3%		29-57   50.9%	
11-33   33.3%		7-17   41.2%	
26 (10/16)		35 (12/23)	
15		15	



"Our guys persevered. I thought they showed a lot of heart tonight in this game." **BRYCE DREW**

**SATURDAY, JAN. 3 | HOME**


























 <b>COLORADO STATE</b>		<b>VS</b>	<b>GRAND CANYON</b> 		
<b>70</b>			<b>60</b>		
<b>10-4</b>			<b>8-5</b>		
<b>POINTS</b>		<b>POINTS</b>		<b>REBOUNDS</b>	
Booth	19	Booth	12	Williams	22
Kiudulas	15	Muniz	6	Owusu-Anane	13
2 tied	14	2 tied	5	Henley	12
<b>ASSISTS</b>		<b>ASSISTS</b>		<b>STEALS</b>	
Rechsteiner	4	Muniz	3	Henley	4
				Owusu-Anane	2
22-51   43.1%		<b>FIELD GOALS</b>		22-56   39.3%	
9-26   34.6%		<b>3-PT SHOOTING</b>		8-28   28.6%	
39 (13/26)		<b>REBOUNDS (O/D)</b>		29 (10/19)	
13		<b>TURNOVERS</b>		10	

"Things that we have done really well before (a 12-day layoff), we did not do well. It's just not good enough when you play teams in this league." **BRYCE DREW**

**WEDNESDAY, JAN. 7 | AWAY**

		VS					
BOISE STATE				GRAND CANYON			
58				75			
9-6				9-5			
POINTS		REBOUNDS		POINTS		REBOUNDS	
Buchanan	18	Carmichael	5	Henley	22	Demirel	8
Fielder	10	Andrews	4	Williams	16	Owusu-Anane	8
Meadow	9	4 tied	3	Demirel	13	Henley	6
ASSISTS		STEALS		ASSISTS		STEALS	
2 tied	2	Neto	2	3 tied	3	Williams	3
17-49   34.7%		FIELD GOALS		30-60   50.0%			
4-19   21.1%		3-PT SHOOTING		6-21   28.6%			
28 (7/21)		REBOUNDS (O/D)		38 (10/28)			
14		TURNOVERS		12			

"I'm so proud of our guys for how they responded ... Man, what a blessing for those guys to play like they did and close out the past five minutes." **BRYCE DREW**

ATTRIBUTES		SEASON + CAREER STATS									CAREER HIGHS				QUICK NOTES	
 1 of 2 GCU returners w/ minutes	 2	<b>MAKAI WILLIAMS</b> G • Jr. • 6-2 • 190 Long Beach, Calif. UT Arlington	GP	GS	PPG	RPG	APG	FG%	3P%	FT%	PTS	31	12/30/24 vs. Bryant	» <b>FAMILIAR FACE:</b> Alongside teammate Caleb Shaw, one of two returning rotation players for an otherwise revamped Lopes roster. » <b>HISTORIC SCORING:</b> Scored a GCU season-high 31 points vs. Bryant on Dec. 30, 2024 — including 25 in the first half. First 30-point bench effort in D-I era. » <b>WAC FRESHMAN OF YEAR:</b> Started career at UT Arlington in 2023-24.		
			Season	14	6	12.6	2.0	1.9	45.0	32.8	80.9	REB	8		1/1/24 at Texas	
			Career	82	56	10.0	2.5	2.5	41.7	34.6	77.0	AST	8		(2x), last: 1/11/24 vs. Utah Valley	
 3	 3	<b>BRAYLON JOHNSON</b> F • R-Fr. • 6-7 • 210 Moon Township, Pa. Pinnacle HS	GP	GS	PPG	RPG	APG	FG%	3P%	FT%	PTS	--	--	» <b>RETURNING REDSHIRTER:</b> Set for first college season after spending 2024-25 campaign in Lopes program. » <b>PINNACLE PERFORMER:</b> 17.4 ppg and 8.3 rpg as a 2023-24 senior. » <b>UNIQUE SHOOTING JOURNEY:</b> Switched from shooting right-handed to his natural left hand in 2022, transforming his game and fueling his path to GCU.		
			Season	0	0	0.0	0.0	0.0	0.0	0.0	0.0	0.0	REB		--	--
			Career	0	0	0.0	0.0	0.0	0.0	0.0	0.0	0.0	0.0		AST	--
 5	 5	<b>BRIAN MOORE JR.</b> G • Gr. • 6-2 • 190 Harlem, N.Y. Norfolk State	GP	GS	PPG	RPG	APG	FG%	3P%	FT%	PTS	33	12/29/24 at High Point	» <b>MW HONORS:</b> Alongside Jaden Henley, named to the 10-player All-MW Preseason Team and was selected as the league's Newcomer of the Year. » <b>MID-MAJOR POY:</b> 2025 Lou Henson Award at Norfolk State after averaging 18.7 points and shooting 54.5% from the field. » <b>GCU CONNECTION:</b> Played at GCU with Norfolk State on Nov. 22, 2024.		
			Season	13	12	7.9	2.5	2.3	42.2	33.3	65.1	REB	10		12/20/24 vs. Grambling State	
			Career (NCAA)	105	73	11.7	2.5	2.1	49.7	34.7	79.3	AST	8		11/6/23 vs. Midway	
 8	 8	<b>DUSTY STROMER</b> G • Jr. • 6-6 • 195 Sherman Oaks, Calif. Gonzaga	GP	GS	PPG	RPG	APG	FG%	3P%	FT%	PTS	15	12/2/23 vs. USC	» <b>BALLIN' VS. BAYLOR:</b> In Oct. 10 exhibition at Baylor, contributed 15 points on 6-of-13 shooting, including two 3-pointers. » <b>ZAG TO LOPE:</b> Played two seasons at Gonzaga, appearing in 69 games with 16 starts and gaining NCAA Tournament experience before transferring to GCU. » <b>ELITE RECRUITING ROOTS:</b> Former ESPN Top 40 recruit out of high school.		
			Season	14	4	6.1	2.5	1.1	29.8	30.6	90.9	REB	8		11/23/23 vs. UCLA	
			Career	83	20	4.8	2.7	0.9	36.4	34.1	83.1	AST	5		(3x), last: 11/3/25 vs. Purdue Ft Wayne	
 9	 9	<b>EVAN BOISDUR</b> G • Fr. • 6-1 • 175 Les Abymes, Guadeloupe BCM Gravelines-Dunkerque	GP	GS	PPG	RPG	APG	FG%	3P%	FT%	PTS	3	11/10/25 vs. Northern Illinois	» <b>INTERNATIONAL ADDITION:</b> From France, split time between the country's top league, the U21 circuit, and France's U20 national team in 2024-25. » <b>GUADELOUPE ROOTS:</b> Grew up playing for his father's club in Guadeloupe (a French region in the Caribbean) before joining BCM Gravelines-Dunkerque at 16, representing France and competing in the 2023 3x3 U18 World Cup.		
			Season	5	0	0.6	0.4	0.6	25.0	0.0	50.0	REB	2		11/10/25 vs. Northern Illinois	
			Career	5	0	0.6	0.4	0.6	25.0	0.0	50.0	AST	3		11/10/25 vs. Northern Illinois	
 10	 10	<b>JADEN HENLEY</b> G • Sr. • 6-7 • 210 Ontario, Calif. UNLV	GP	GS	PPG	RPG	APG	FG%	3P%	FT%	PTS	29	12/22/25 vs. IU Indy	» <b>1K:</b> Reached 1,000 career points on Dec. 22 in career-best 29-point effort. » <b>MW HONORS:</b> Alongside Brian Moore Jr., named to 10-player All-MW Preseason Team. GCU and San Diego State were only teams with multiple players. » <b>PROVEN MW SCORER:</b> Averaged 12.5 points as UNLV's No. 2 scorer in 2024-25 while leading the team in steals (1.6) and FT% (86.4%).		
			Season	14	14	17.6	4.8	2.4	47.4	23.6	80.5	REB	9		2/15/25 at Fresno State	
			Career	105	82	9.9	3.2	1.6	43.2	31.1	77.8	AST	6		(2x), last: 1/4/25 vs. San José State	
 11	 11	<b>CALEB SHAW</b> G • R-Jr. • 6-6 • 215 Phoenix, Ariz. Northern Colorado	GP	GS	PPG	RPG	APG	FG%	3P%	FT%	PTS	22	12/7/24 vs. Life Pacific	» <b>FAMILIAR FACE:</b> Alongside teammate Makai Williams, one of two returning rotation players for an otherwise revamped Lopes roster. » <b>ELITE 3-POINT SHOOTER:</b> Led WAC in 3-point percentage among high-volume shooters in 2024-25, hitting 42.6% overall and 46.7% in conference. » <b>OFF THE BENCH:</b> Served as GCU's first sub in 17 games in 2024-25.		
			Season	14	6	8.7	3.7	1.2	54.7	43.2	69.2	REB	9		3/6/25 vs. Utah Tech	
			Career	78	10	6.2	2.6	0.8	45.2	36.1	65.0	AST	4		12/6/25 vs. Oklahoma State	
 14	 14	<b>DENNIS EVANS</b> C • R-Fr. • 7-2 • 240 Riverside, Calif. Louisville	GP	GS	PPG	RPG	APG	FG%	3P%	FT%	PTS	7	11/6/23 vs. UMBC	» <b>INJURY RETURN:</b> Missed the majority of 2023-24 season at Louisville and the full 2024-25 season at GCU due to injury. » <b>DEFENSIVE FORCE:</b> Former five-star prospect with a 7-foot-7 wingspan who averaged nearly six blocks per game as a senior at Hillcrest High School (Riverside) and once recorded a state-record 16-block performance.		
			Season	8	0	1.4	1.0	0.0	44.4	0.0	75.0	REB	4		1/3/26 vs. Colorado State	
			Career	15	5	1.5	0.9	0.0	52.9	0.0	66.7	AST	--		--	
 17	 17	<b>EFFE DEMIREL</b> C • Fr. • 7-1 • 240 Izmit, Turkey Pinar Karsiyaka	GP	GS	PPG	RPG	APG	FG%	3P%	FT%	PTS	22	12/6/25 vs. Oklahoma State	» <b>PHX ARRIVAL:</b> Arrived in Aug. after playing in Turkey's top leagues, describing transition as "everything is much bigger, more comfortable and much better." » <b>INTERNATIONAL EXPERIENCE:</b> Competed for Anadolu Efes S.K. and Pinar Karsiyaka, averaging 3.6 points and 2.7 rebounds in the Turkish Basketball Champions League, including an 18-point, 7-rebound effort in final game.		
			Season	14	10	7.6	5.2	0.4	63.2	0.0	72.4	REB	8		(4x), last: 1/7/26 at Boise State	
			Career	14	10	7.6	5.2	0.4	63.2	0.0	72.4	AST	1		(5x), last: 12/6/25 vs. Oklahoma State	
 21	 21	<b>JACK SAWYER</b> F • So. • 6-8 • 230 Aledo, Texas Abilene Christian	GP	GS	PPG	RPG	APG	FG%	3P%	FT%	PTS	4	1/16/25 at Grand Canyon	» <b>FIRST-YEAR LOPE:</b> Transfers from former WAC counterpart Abilene Christian. » <b>SUMMER IMPACT:</b> Played overseas with Luke Shaw on Athletes in Action team, averaging 5.5 points on 56% shooting against Czech national squads. » <b>TEXAS STANDOUT:</b> Averaged 15.3 points and 9.5 rebounds as a senior at Aledo High School, earning All-Parker County Co-Offensive MVP honors.		
			Season	0	0	0.0	0.0	0.0	0.0	0.0	0.0	0.0	REB		3	12/28/24 at Texas A&M
			Career	19	0	0.8	0.9	0.2	50.0	0.0	100.0	AST	1		(3x), last: 1/25/25 vs. UT Arlington	
 22	 22	<b>KALEB SMITH</b> F • R-Jr. • 6-10 • 245 Rancho Cucamonga, Calif. UC Riverside	GP	GS	PPG	RPG	APG	FG%	3P%	FT%	PTS	28	3/9/24 vs. UC Santa Barbara	» <b>PROVEN SCORER:</b> Started all 34 games last season, averaging 11.0 points with standout performances of 21 points vs. La Sierra and 20 points vs. BYU. » <b>3-PT THREAT:</b> Hit 58 3s at 33% in 2024-25. On March 9, 2024, tied program's single-game record with eight 3-pointers during 28-point game vs. UCSB. » <b>LOPE VIEWER:</b> Watched GCU win 2025 WAC title while in Las Vegas.		
			Season	14	0	1.4	1.6	0.3	18.5	15.4	70.0	REB	14		1/25/24 at UC San Diego	
			Career	82	51	7.9	4.0	0.6	36.8	33.6	67.1	AST	4		11/24/24 vs. Alcorn State	
 23	 23	<b>COLE PEPE</b> G • Fr. • 6-4 • 190 Scottsdale, Ariz. Notre Dame Prep	GP	GS	PPG	RPG	APG	FG%	3P%	FT%	PTS	--	--	» <b>DEFENSIVE STANDOUT:</b> Named 5A East Sky All-Region Defensive Player of the Year and earned first-team honors as a senior at Notre Dame Prep. » <b>LOCAL TIES:</b> Scottsdale native, played club for Zone 6 Gro Athletic Scottsdale Select. Chose GCU for program success, location and strong faith foundation. » <b>ROOKIE CAMPAIGN:</b> Set for first season of college basketball.		
			Season	4	0	0.0	0.3	0.0	0.0	0.0	0.0	0.0	REB		1	11/10/25 vs. Northern Illinois
			Career	4	0	0.0	0.3	0.0	0.0	0.0	0.0	0.0	0.0		AST	--
 31	 31	<b>NANA OWUSU-ANANE</b> F • Gr. • 6-8 • 240 Burlington, Ontario Brown	GP	GS	PPG	RPG	APG	FG%	3P%	FT%	PTS	27	1/21/23 vs. Columbia	» <b>MW HISTORY:</b> First player in history of MW to average 15.0 points, 10.0 rebounds and 5.0 assists through a season's first three games. » <b>IMPACT TRANSFER:</b> Part of a top-40 nationally ranked transfer class. » <b>IVY LEAGUE STAR:</b> Earned Second Team All-Ivy honors at Brown in 2023-24. » <b>REBOUNDER:</b> Ranked second in Ivy League in rebounding in 2022-23.		
			Season	14	14	9.9	8.9	2.4	44.3	32.6	69.7	REB	18		1/21/23 vs. Columbia	
			Career	91	73	10.7	7.4	1.9	45.6	28.7	65.7	AST	8		3/2/24 vs. Dartmouth	
 32	 32	<b>WILHELM BREIDENBACH</b> F • Gr. • 6-10 • 235 Rancho Santa Margarita, Calif. Washington	GP	GS	PPG	RPG	APG	FG%	3P%	FT%	PTS	16	11/10/25 vs. Northern Illinois	» <b>CAREER BEST:</b> Scored 16 points on Nov. 10 vs. NIU in only 11 minutes. » <b>EXPERIENCED ADDITION:</b> Arrives at GCU with 104 games of college experience split between Nebraska and Washington, bringing proven depth. » <b>EFFICIENT SCORER:</b> Shot 50.5% and 37% from 3 during the 2024-25 season at Washington, knocking down at least one triple in 17 games.		
			Season	14	4	3.2	3.1	1.1	38.9	11.8	78.9	REB	10		1/20/24 at Stanford	
			Career	118	32	4.2	2.9	0.5	46.2	27.6	68.2	AST	4		11/30/22 vs. Boston College	

purple shading denotes career high was achieved or matched this season