

Wyoming Cowboys

WYOMING

COWBOYS

GAME NOTES

Nick Seeman, Assistant AD for Media and Public Relations - Cell Phone: 612-741-0550 - Email: nseeman@uwyo.edu

About The Contest

Game 31: at San José State
Saturday, March 7 | 3 p.m. MT
PCU Event Center | San Jose, Calif.
Radio: Cowboy Sports Network
Play-by-Play: Keith Kelley
Color: Kevin McKinney
Steam: MW Network

Schedule

Date	Opponent	Results/Time /TV
10/18	Northern Co. % (Exh.)	W, 69-65
10/25	College of Idaho (Exh.)	W, 111-63
11/3	Northern State	W, 99-75
11/8	Cal State Fullerton	W, 92-82
11/11	Austin Peay	W, 79-65
11/15	Portland	W, 93-56
11/19	at Sam Houston State	L, 70-78
11/23	Norfolk State	W, 75-67
11/26	Denver	W, 101-59
11/30	at No. 20 Texas Tech	L, 72-76
12/6	Dartmouth	W, 93-80
12/9	South Dakota	W, 106-79
12/15	South Dakota State ^	W, 87-72
12/20	Grand Canyon *	L, 70-82
12/30	at Air Force *	W, 68-56
1/3	at New Mexico *	L, 58-78
1/6	UNLV *	W, 98-66
1/10	at Nevada *	L, 83-92
1/14	San Diego State *	L, 57-74
1/17	at Fresno State *	L, 60-63
1/20	Boise State *	L, 65-81
1/24	San José State *	W, 66-62
1/28	at Utah State *	L, 62-94
1/31	Colorado State *	W, 68-57
2/3	at San Diego State *	L, 63-72
2/7	Utah State *	L, 83-85
2/14	at Colorado State *	L, 68-79
2/17	Fresno State *	W, 92-82
2/21	at Grand Canyon *	W, 70-65
2/24	at Boise State *	L, 62-72
2/28	Air Force *	W, 66-62
3/3	Nevada *	W, 83-73
3/7	at San José State *	3 p.m./MWN
3/11	MW Championships #	TBA/MWN
3/12	MW Championship #	TBA/CBSSN
3/13	MW Championships #	TBA/CBSSN
3/14	MW Championship #	TBA/CBS

^ - Game played at Sanford Pentagon in Sioux Falls
* Mountain West Conference Game
- Credit Union 1 MW Basketball Championships - Thomas & Mack Center in Las Vegas, Nev.

Did You Know

March 7th delivers National Flapjack Day with piping hot flavor and goodness. The day honors the sturdy, wholesome cakes we've been cooking up for generations!

Wyoming Cowboys (17-13 overall, 8-11 Mountain West)

Projected Starters

No.	Name	Pos.	Ht.	Wt.	Yr.	Hometown	PPG	RPG	APG
1	Damarion Dennis	G	6-1	166	So.	San Antonio, Texas	10.8	2.8	1.2
2	Nasir (Naz) Meyer	G	6-7	194	Fr.	Los Angeles, Calif.	12.9	4.7	2.3
3	Khaden Bennett	G	6-4	205	Jr.	Mansfield, Texas	10.6	5.1	2.9
5	Leland Walker	G	6-1	181	Sr.	Indianapolis, Ind.	13.9	2.8	3.5
8	Kiani Saxon	F	6-8	226	Gr.	Auckland, New Zealand	2.0	2.9	0.5

No.	Name	Pos.	Ht.	Wt.	Yr.	Hometown	PPG	RPG	APG
0	Uriyah Rojas	G	6-3	206	Jr.	Rancho Cucamonga, Calif.	6.3	1.8	1.8
7	Matija Belic	F	6-7	239	Sr.	Belgrade, Serbia	5.5	4.5	0.9
9	Jared Harris	G	6-2	186	So.	Silsbee, Texas	4.0	2.4	0.3
10	Abou Magassa	F	6-7	217	So.	Morsang-sur-Orge, France	3.3	3.1	0.2
11	Gavin Gores	F	6-10	224	Fr.	Cumberland, Wisc.	6.5	3.3	0.4
13	Adam Harakow	G/F	6-7	218	Jr.	Edmonton, Alberta	6.1	2.9	0.7
14	Garrett Spielman	G/F	6-7	201	R-Fr.	Sheridan, Wyo.	1.0	0.5	0.1
32	Talan Taylor	G	6-4	158	Fr.	Idaho Falls, Idaho	1.0	0.7	0.3
35	Simm-Marten Saadi	F	6-9	242	Fr.	Tallinn, Estonia	3.1	1.1	0.3
45	Neil Summers	F	6-9	290	Fr.	Laramie, Wyo.	N/A		

Head Coach:

Sundance Wicks (Northern State '03)

UW Record: 29-33 (.468), 2nd Season

Overall Record: 77-79 (.494), 5th Season

Assistant Coaches:

Will Martin (Kentucky), Chris McMillian (Wyoming)

Nic Reynolds (Columbia College), Chris Thomas (Dayton)

Nick Whitmore (Boise State)

San Jose State Spartans (8-22 overall, 3-16 Mountain West)

Projected Starters

No.	Name	Pos.	Ht.	Wt.	Yr.	Hometown	PPG	RPG	APG
1	Adrian Myers	F	6-6	205	RSO.	Stephens City, Va.	10.4	4.7	1.2
4	Melvin Bell Jr.	G	6-4	195	Fr.	Chicago, Ill.	8.5	4.2	0.6
7	Pasha Goodarzi	G	6-3	193	RSO.	Los Gatos, Calif.	8.2	1.9	1.0
13	Jermaine Washington Jr.	G	6-1	180	So.	Hemet, Calif.	11.1	1.9	2.7
99	Sadraque NgaNga	F	6-10	220	Sr.	Luanda, Angola	7.3	4.0	0.6

No.	Name	Pos.	Ht.	Wt.	Yr.	Hometown	PPG	RPG	APG
0	Colby Garland	G	6-0	190	Jr.	Magnolia, Ark.	20.1	3.1	4.6
2	JaVaughn Hannah	G	6-3	200	Sr.	Mount Clemens, Mich.	7.5	1.0	0.5
8	Damase Coly	G	6-2	171	Fr.	Dublin, Calif.	N/A		
11	Ben Roseborough	G	6-4	205	RFr.	Sacramento, Calif.	12.0	1.6	1.1
14	Eren Karakaya	C	6-10	229	Fr.	Kütahya, Turkey	1.8	1.3	0.0
17	Jaden Goodall	F	6-6	175	RFr.	Yorba Linda, Calif.	1.7	0.7	0.3
20	Christian Wise	F	6-6	205	RS.	San Francisco, Calif.	N/A		
21	Japhet Moupadele	F	6-8	220	Fr.	Lille, France	2.7	1.5	0.7
24	Douglas Langford	F	6-7	240	Fr.	Dangriga, Belize	1.5	2.5	0.3
32	Yaphet Moundi	F	6-8	237	Sr.	Paris, France	12.6	7.6	1.4
33	Marcus Overstreet	F	6-9	230	Jr.	Chicago, Ill.	3.1	3.5	0.4

Head Coach:

Tim Miles (Mary '89)

San José State Record: 61-102 (.374), 5th Season

Overall Record: 461-440 (.512), 29th Season

Assistant Coaches:

Damany Hendrix, Jeff Strohm, Ed Gipson, Tim Marrion, Jack Townsend

BY THE NUMBERS STAT COMPARISON

	PPG	OPPG	FG%	OFG%	3FG%	O3FG%	FT%	RPG	APG	TOPG	SPG	BPG
Wyoming	77.0	72.8	.453	.458	.331	.328	.738	35.5	14.0	11.2	6.7	2.4
San Jose St.	71.2	77.9	.431	.492	.360	.358	.736	30.1	10.7	10.3	5.7	2.0

Wyoming Cowboys

Know The Foe

Wyoming Quick Facts

Location:	Laramie, Wyo.
Enrollment:	11,100
President:	Edward Seidel
Athletics Director:	Tom Burman
School Colors:	Brown & Gold
Home Arena:	Arena-Auditorium
25-26 Record:	17-13
25-26 MW Record:	8-11
Starters R/L:	1/4
Letterwinners R/L:	2/12
Head Coach:	Sundance Wicks
Alma Mater:	Northern State
UW Record:	29-33 2nd Season
Overall Record:	77-79, 5th Season

San José State Quick Facts

Location:	San Jose ,Calif.
Enrollment:	40,000
President:	Dr. Cynthia Teniente-Matson
Athletics Director:	Jeff Konya
School Colors:	Gold, White, Clue
Affiliation:	Mountain West
Home Arena:	PCU Events Center
25-26 Record:	8-22
25-26 MW Record:	3-16
Head Coach:	Tim Miles
Alma Mater:	Mary '89
San Jose St. Record:	61-102, 5th Season
Overall Record:	460-440, 29th Season

San José State Series History

Overall Series: Wyoming leads 23-6
Series Began: Jan. 29, 1965
Wyoming Record at Home: 12-1
Wyoming Record on the Road: 9-4
Wyoming Record on Neutral Sites: 2-1
UW Head Coach Sundance Wicks vs.: 1-3
Longest UW Win Streak: 12 (2016-22)
Longest SJSU Win Streak: 3, (2025)
Largest UW Margin of Victory: 31, 111-80 in 2021
Largest SJSU Margin of Victory: 9, 67-58 & 82-73 in 2025
Most Points Scored by UW: 111 in 2021
Most Points Scored by SJSU: 86 in 2018
Last Meeting: UW won 66-62 on Jan. 24, 2026 in Laramie

Last 10 Meetings

Date	Score	Site
03/10/21	W 111-80	N
01/19/22	W 84-69	H
02/12/22	W 74-52	A
2/4/23	L 64-84	A
01/02/24	W 75-73	H
02/17/24	W 80-75	A
01/25/25	L 58-67	A
02/22/25	L 73-82	H
03/12/25	L 61-66	N
01/24/26	W 66-62	H

Cowboys Finish Regular Season with Trip to San José State

The Wyoming Cowboys close out the regular season with a trip to San José State on Saturday afternoon at 3 p.m. MT. in San Jose, Calif. The Pokes will be looking to close the regular season with their third-straight win as it marks the 30th all-time meeting between the schools.

Fans can watch, listen to the contest, as well as follow stats on GoWyo.com. The game will be broadcast live on radio over the 26 affiliate stations of the Cowboy Sports Network with Keith Kelley on the call and Kevin McKinney on Color.

About The Teams

Wyoming heads into the contest with a 17-13 overall record and an 8-11 mark in conference play after downing Nevada at home 83-73 on Tuesday. The Pokes average 77 points per game this season and allow 72.8 per night. Wyoming is averaging only 70.6 points per game in conference play. The Pokes are grabbing 35.5 rebounds per game this season to rank sixth in the conference. The Cowboys are grabbing just under 12 offensive rebounds per game, which leads the MW. Wyoming is hitting 8.3 three pointers per game for the season and are shooting 33.1 percent from behind the arc.

San José State is 8-22 overall this season and 3-16 in conference play after falling on the road at Fresno State by a score of 82-68 on Tuesday. The Spartans average 71.2 points per game and allow 77.9 per night. SJSU shots 43 percent with opponents shoot 49 percent. The Spartans shoot 36 percent from three with the opposition at 36 percent. SJSU grabs 30.1 rebounds per game.

About The Players

Wyoming is led in scoring this season by Leland Walker at 13.9 points per game for 11th in the MW. He also adds a team-high 3.5 assists per game, which ranks eighth in the conference. Nasir (Naz) Meyer adds 12.9 points per game this season and adds 4.7 rebounds per game for second on the team. Khaden Bennett adds 10.6 points per game and owns the team lead with 5.1 rebounds per night. Damarion Dennis adds 10.8 points per game for the season and is shooting 52 percent from the field. He is adding 11.7 points per game in conference play.

The Spartans are led by Colby Garland at 20.1 points per game to rank in the top-three in the league in scoring. He is shooting 50 percent from the field this season Yaphet Moundi adds 12.5 points per game and leads the team this season with 7.6 rebounds, but has been injured. Jermaine Washington adds 11.1 points per game and leads the team with 49 three-pointers.

About The Series

Wyoming leads the all-time series against San José State 23-6 and own a 9-4 record in San Jose. The Pokes took the first meeting 66-62 in Laramie in January. SJSU has won three of the last four matchups

Up Next

The Cowboys head to the Credit Union 1 Mountain West Championships on Wednesday against an opponent to be determined.

Wyoming Cowboys

MW Standings and Results (As of March 5, 2026)

Team (AP/Coaches)	W	L	Pct.	Home	Away	Neutral	W	L	Pct.	Home	Away	Neutral	Last 10	Strk
Utah State (RV/RV)	14	5	.737	8-1	6-4	0-0	24	6	.800	13-1	7-5	4-0	7-3	L1
New Mexico	13	6	.684	6-3	7-3	0-0	22	8	.733	13-3	8-4	1-1	6-4	L1
San Diego State	13	6	.684	8-1	5-5	0-0	19	10	.655	13-2	5-5	1-3	5-5	L2
Grand Canyon	12	7	.632	6-3	6-4	0-0	19	11	.633	12-4	6-5	1-2	6-4	W1
Colorado State	11	8	.579	6-3	5-5	0-0	20	10	.667	12-4	6-5	2-1	8-2	W8
Boise State	11	8	.579	7-3	4-5	0-0	19	11	.633	12-4	44-5	2-2	7-3	W4
Nevada	11	8	.579	8-1	3-7	0-0	19	11	.633	14-2	4-8	1-1	5-5	L2
UNLV	11	8	.579	7-3	4-5	0-0	16	14	.533	10-5	6-5	0-4	6-4	W2
Wyoming	8	11	.421	6-4	2-7	0-0	17	13	.567	14-4	2-9	1-0	5-5	W2
Fresno State	7	12	.368	5-5	2-7	0-0	13	17	.433	10-8	2-8	1-1	4-6	W1
San José State	3	16	.158	2-7	1-9	0-0	8	22	.267	6-9	1-12	1-1	2-8	L2
Air Force	0	19	.000	0-10	0-9	0-0	3	27	.100	3-15	0-11	0-0	0-10	L23

25-26 MW Players of the Week

- Nov. 10**
Player - Kyle Jorgensen (Colorado State)
Freshman - Naz Meyer (Wyoming)
- Nov. 17**
Player - Garry Clark (Utah State)
Freshman - Gavin Gores (Wyoming)
- Nov. 24**
Player - MJ Collins (Utah State)
Freshman - Tomislav Buljan (New Mexico)
- Dec. 1**
Player - Leland Walker (Wyoming)
Freshman - Naz Meyer (Wyoming)

- Dec. 8**
Player - Josh Pascarelli (Colorado State)
Freshman - Tomislav Buljan (New Mexico)

- Dec. 15**
Player - Drew Fielder (Boise State)
Freshman - Naz Meyer (Wyoming)

- Dec. 23**
Player - Jaden Henley (Grand Canyon)
Freshman - Tyrin Jones (UNLV)

- Jan. 5**
Player - BJ Davis (San Diego State)
Freshman - Tomislav Buljan (New Mexico)

- Jan. 12**
Player - BJ Davis (San Diego State)
Freshman - Tomislav Buljan (New Mexico)

- Jan. 19**
Player - Dra Gibbs-Lawhorn, UNLV
Freshman - DeShawn Gory, Fresno State

- Jan. 26**
Player - Jaden Henley, Grand Canyon
Freshman - Jake Hall, New Mexico

- Feb. 2**
Player - Corey Camper, Nevada
Freshman - Jake Hall, New Mexico

- Feb. 9**
Player - Dylan Andrews, Boise State
Freshman - Adlan Elamin, Utah State

- Feb. 16**
Player - Dra Gibbs-Lawhorn, UNLV
Freshman - Elijah Perryman, Utah State

- Feb. 23**
Player - Colby Garland, SJSU
Freshman - Jake Hall, New Mexico

- March 2**
Player - Dra Gibbs-Lawhorn, UNLV
Freshman - Naz Meyer (Wyoming)

A LOOK AHEAD IN THE MW

Friday, March 6
UNLV at San Diego State* (CBSSN) 7 p.m. PT

Saturday, March 7
Boise State at Colorado State* (MWN) 2 p.m. MT
New Mexico at Utah State* (KMYU/MWN) 2 p.m. MT
Wyoming at San José State* (MWN) 2 p.m. PT
Fresno State at Grand Canyon* (MWN) 6 p.m. MT
Air Force at Nevada* (NSN/MWN) 7 p.m. PT

A LOOK BACK IN THE MW

Wednesday, March 8
Colorado State 82, New Mexico 74* (CBSSN)

Tuesday, March 3
Fresno State 82, San José State 68* (MWN)
Grand Canyon 56, Air Force 60* (MWN)
Boise State 86, San Diego State 77* (CBSSN)
Wyoming 83, Nevada 73* (MWN)
UNLV 92, Utah State 65* (CBSSN)

Saturday, February 28
New Mexico 81, San Diego State 76* (CBS)
Wyoming 66, Air Force 62* (MWN)
Colorado State 85, San José State 73* (MWN)
Boise State 69, Fresno State 53* (MWN)
UNLV 85, Nevada 83* (OT) (FS1)
Utah State 74, Grand Canyon 69* (FS1)

Wednesday, February 25
Grand Canyon 80, UNLV 67* (CBSSN)
San Diego State 89, Utah State 72* (FS1)

Tuesday, February 24
Colorado State 74, Fresno State 70* (MWN)
Boise State 72, Wyoming 62* (KTVM/MWN)
San José State 86, Air Force 80* (Altitude/MWN)
Nevada 67, New Mexico 60* (CBSSN)

Saturday, February 21
UNLV 91, Air Force 66* (MWN)
Boise State 84, San José State 69* (KTVM/MWN)
Colorado State 83, San Diego State 74* (CBSSN)
New Mexico 80, Fresno State 78* (CBSSN)
Wyoming 70, Grand Canyon 65* (MWN)
Nevada 80, Utah State 77* (FS1)

Wednesday, February 18
Utah State 75, Boise State 56* (FS1)
Colorado State 91, UNLV 86* (CBSSN)

Game 30: Wyoming Nevada 73 March 3, 2026 | Laramie, Wyo. | Arena-Auditorium

Official Basketball Box Score - Final
Nevada at Wyoming
2025-26 Arena-Auditorium, Laramie
2025-26 Men's Basketball
Game Time: 8:00 PM
Game Duration: 2:09
Attendance: 3,478
Officials: Randy Richardson, Amy Bonner, Kevin Fisher

Nevada - 73		Record: 19-11 (11-4)																							
NO.	Name	Min	FG			3P			FT		Rebounds		Fouls		TP	AS	TO	ST	Blocks	+/-	Shooting By Period				
			M/A	M/A	M/A	OR	DR	PF	FD	OR	DR	PF	FD	1st							2nd	3rd			
1	Elijah Price	F 25:21	6-8	1-1	7-11	1	2	3	4	7	20	0	1	0	0	0	0	0	0	0	-5	1st	FG%	10-24	41.7%
6	Kaleb Lowery	F 15:55	2-5	0-3	0-0	0	1	1	2	0	4	0	0	0	1	0	0	0	0	-1	FT%	6-11	54.5%		
4	Corey Camper Jr.	G 34:41	3-12	2-6	3-4	1	2	3	2	3	11	0	1	0	0	0	0	0	0	-1	2nd	FG%	15-30	50.0%	
7	Vaughn Weems	G 29:15	3-4	0-1	3-6	2	4	6	1	4	9	1	3	0	0	0	0	0	0	-7	3rd	FG%	2-9	22.2%	
12	Tayshawn Comer	G 09:23	0-0	0-0	0-0	0	0	0	0	0	0	2	2	0	0	0	0	0	0	-23	FT%	13-18	72.2%		
21	Joel Armourstrong	11:43	1-5	0-0	0-1	1	3	4	3	2	2	0	0	0	0	0	0	0	0	0	2	GM FG%	25-54	46.3%	
3	Tyler Roison	23:17	4-6	0-0	6-7	0	3	3	5	4	14	4	0	1	0	1	25	0	1	25	FT%	4-15	26.7%		
17	Peyton White	10:23	1-3	0-1	0-0	1	0	1	0	0	2	0	0	0	0	0	0	0	0	-9	FT%	19-29	65.5%		
5	Amir Robinson	10:51	0-1	0-0	0-0	0	0	0	0	0	0	0	0	0	0	0	0	0	0	-6	Dead Ball Rebounds: 3/0				
10	Jeriah Coleman	05:31	1-1	0-0	0-0	0	1	1	0	0	2	0	1	0	0	0	0	0	0	-1					
2	Myles Walker	10:38	2-3	0-0	0-0	0	1	1	1	0	4	2	0	0	0	0	0	0	0	-11					
0	Chuck Bailey III	13:02	2-6	1-3	0-0	0	1	1	3	0	5	0	0	1	0	0	0	0	0	-3					
Team			2-3			5			0		0		0		0		0		0						
Totals			25-54	4-15	19-29	8	21	29	12	22	21	0	0	0	5	1	2	10							

Wyoming - 83		Record: 17-13 (8-11)																							
NO.	Name	Min	FG			3P			FT		Rebounds		Fouls		TP	AS	TO	ST	Blocks	+/-	Shooting By Period				
			M/A	M/A	M/A	OR	DR	PF	FD	OR	DR	PF	FD	1st							2nd	3rd			
8	Kiani Saxon	F 08:31	0-0	0-0	0-4	0	3	3	2	3	0	1	0	0	0	0	0	0	0	0	-1	1st	FG%	20-29	69.0%
1	Damarion Dennis	G 34:53	9-13	0-2	0-1	1	5	6	3	3	18	1	0	0	0	1	0	0	0	15	FT%	7-15	46.7%		
2	Nasir Meyer	G 30:03	4-9	1-3	0-0	0	2	2	3	2	9	4	0	0	0	0	0	0	0	7	2nd	FG%	2-3	66.7%	
3	Khaden Bennett	G 34:22	8-12	6-8	5-7	0	7	7	3	5	27	5	1	3	0	1	0	0	0	16	3rd	FG%	9-17	52.9%	
5	Leland Walker	G 26:39	3-3	2-2	2-3	0	1	1	3	3	10	3	0	0	0	0	0	0	0	16	FT%	2-6	33.3%		
11	Gavin Gores	19:57	3-3	0-0	5-6	1	2	3	3	3	11	3	1	1	0	0	0	0	10	GM FG%	14-24	58.3%			
0	Uriyah Rojas	18:17	1-3	0-1	3-4	0	1	1	2	5	1	0	1	0	0	0	0	0	0	-5	GM FG%	29-46	63.0%		
13	Adam Harakow	17:00	0-2	0-2	1-2	0	6	6	2	1	1	0	2	0	0	0	0	0	-8	FT%	9-21	42.9%			
35	Samm Saadi	07:27	0-3	0-3	0-0	0	0	0	0	0	0	0	2	1	0	0	0	0	-2	FT%	16-27	59.3%			
10	Abou Magassa	02:52	1-1	0-0	0-0	0	0	0	0	0	2	0	0	0	0	0	0	0	0	-2	Dead Ball Rebounds: 4/0				
Team			11-22			0			0		0		0		0		0		0						
Totals			29-46	9-21	16-27	3	28	31	21	22	82	18	11	5	2	1	10								

NEV		WYO		Points from Turnovers		NEV		WYO		Period by Period Scoring	
Biggest lead	0 (1 st 20:00)	21 (1 st 2:11)	13	7	Paint	32	36	NEV	28	45	73
Best Scoring Run	10 (1 st 12:11)	14 (1 st 8:59)	11	4	Fast Breaks	0	3	WYO	49	34	83
Lead Changes	0	0	2	7	Bench	29	19				
Times Tied	0	0	3	7							
Time with Lead	00:00	0	39:38								

Cowboys Overpower Wolf Pack in First Half in 83-73 Victory

The Wyoming Cowboys shot 69 percent from the field in the first half including six opening frame three-pointers from Khaden Bennett in an 83-73 win over Nevada on Tuesday evening inside the Arena-Auditorium. It marked the 14th win in the Dome of Doom this season for the most since the 2021-22 season.

Wyoming moves to 17-13 overall and 8-11 in conference play as UW honored seniors Leland Walker, Kiani Saxon and Matija Belic prior to the game.

"Winning season, the first one since 2021-22 and still more games to be played. But I'm proud of that locker room for guaranteeing ourselves a winning season and that is a tip of the cap to the guys in that room," UW head Coach Sundance Wicks said. "We kept fighting and the small ball lineup has won four of the last five. Don't let the Pokes get hot and we are playing pretty good basketball and that first half shows that and they did that tonight for the seniors."

Wyoming shot 63 percent from the field in the contest and 43 percent from behind the arc with nine makes. Nevada shot 46 percent from the field and 50 percent in the second half cutting a 21-point lead to as little as seven in the closing minutes. Wyoming held a 31-28 advantage on the glass.

The Pokes were led by Bennett with a career-high 27 points to go along with seven rebounds and five assists, as he led the team in all three categories. Damarion Dennis added 18 points and tied a career-high six rebounds. He was 9-of-13 from the field. Gavin Gores added 11 points off the bench with all three makes coming via the dunk. Walker added 10 points going 3-of-3 from the field and dished out three helpers and was +16 on the night.

2025-26 MW Preseason Poll

Rank	Team (First-Place Votes)	Points
1.	San Diego State (26)	312
2.	Utah State	275
3.	Boise State	260
4.	Grand Canyon	224
5.	New Mexico	182
6.	UNLV	174
7.	Colorado State	164
7.	Nevada	164
9.	Wyoming	96
10.	San José State	82
11.	Fresno State	65
12.	Air Force	30

2025-26 PRESEASON ALL-MOUNTAIN WEST TEAM

Pos. Name

F	Andrew Meadow - Boise State
G	Jaden Henley - Grand Canyon
G	Brian Moore Jr. - Grand Canyon
F	Elijah Price - Nevada
G	Deyton Albury - New Mexico
G	Miles Byrd - San Diego State
G	Reese Dixon-Waters - San Diego State
F	Magoon Gwath - San Diego State
F	Kimani Hamilton - UNLV
G	Mason Falslev - Utah State

Preseason Player of the Year

Miles Byrd, Jr., G, San Diego State

Preseason Newcomer of the Year

Brian Moore Jr., Gr., G, Grand Canyon

Preseason Freshman of the Year

Elzie Harrington, G, San Diego State

Bennett Notches a Career High: Guard Khaden Bennett poured in a career-high 27 points for the Cowboys in a win over Nevada. It marked his second 20-point scoring game this season. He hit six threes in the contest and also led Wyoming with seven rebounds, five assists and three steals.

Big Percentage from Three: The Cowboys finished the game against Nevada going 9-of-21 from behind the arc for 43 percent. It marked the eighth time this season that the Cowboys have shot 40 percent or better from behind the three-point line.

A Note on Bennett's First Half: Guard Khaden Bennett was on fire in the first half against Nevada, as he was 6-of-7 from behind the arc. His six first half threes were the most in a half by a Cowboy since Drake Jeffries hit six against Nevada on Jan 17, 2022.

Finishing Strong at Home: The Cowboys recorded their 14th home win of the season on Tuesday. Wyoming is 14-4 at home this season, as that number is the most home wins since going 14-1 in the Dome of Doom in 2021-22.

First Meeting with the Spartans: The Wyoming Cowboys hit six of their last eight shots and were 24-of-27 from the free throw line in a 66-62 win over San José State. Damarion Dennis led the Pokes with 16 points off the bench going 7-of-11 from the field. Freshman Gavin Gores recorded a career-high 15 points with four dunks and was 7-of-8 from the free throw line. Leland Walker added 13 points with Khaden Bennett adding 11 points, as UW moved to 7-0 when Bennett scored in double-figures. For the night, five Cowboys recorded five or more rebounds with Abou Magassa leading the team with eight.

Gores Finds Groove: Forward Gavin Gores returned to the Cowboy lineup against Air Force and stepped right back into action, but he found his groove he had prior to his injury against Nevada, as he recorded 11 points for the Pokes off the bench. He was a perfect 3-of-3 from the field with all buckets being dunks.

A Note on Helpers: The Cowboys dished out 18 assists in the win over Nevada. Wyoming had 18 helpers on 29 made baskets. It was the 11th time this season the Pokes have had 15 or more helpers.

Walker Has Effective Night: Guard Leland Walker had an effective night on Senior Day. He was 3-of-3 from the field with 10 points. He also added three assists. He finished the night +16 tying for the team lead with Khaden Bennett.

With a win: The Cowboys have won four of the last five games and have a chance to win five of their last six in conference play with a win over SJSU. It will mark the first time since the 1999-00 season that the Pokes won five of their last six conference games to end the season.

25 or More Points: Guard Khaden Bennett added 27 points for the Pokes. It marked the sixth time this season that a Cowboy has scored 25 or more points in a game. Leland Walker has done so three times this season to lead the team. Naz Meyer has done so twice this season and Bennett joined the club on Tuesday.

Dennis on the Glass: Guard Damarion Dennis added 18 points for the Pokes against Nevada, but he also tied a career-high with six rebounds with his sixth being offensive that closed the game in the final minute of the contest.

Wyoming Cowboys

Pokes in the Pros

Larry Nance Jr. - Cleveland Cavs
Sam Griffin - Yukatel Merkezefendi Belediyesi (Turkey)
Hayden Dalton - Uralmash (Russia)
Touko Tainamo - USK Praha (Czech Republic)
Alan Herndon - Peja (Kosovo)
Francisco Cruz - Mersin Buyuksehir Belediyesi (Turkey)
Mason Walters - Starwing (Switzerland)
Akuel Kot - Svendborg (Denmark)
A.J. Banks - Gimnasia (Argentina)
Jordan Nesbitt - RASHI (Georgia)
Kobe Newton - Castello (Spain)
Derek Cooke Jr. - Ahly Benghazi (Libya)
Nathan Sobey - South East Melbourne (Australia)
Hunter Maldonado - Brisbane Bullets (Australia)
Justin James - Kaohsiung Aquas (Taiwan)



Media Guide



Meyer Named Old Trapper Mountain West Freshman of the Week: After leading the Cowboys to a home win over Air Force on Saturday, freshman Nasir (Naz) Meyer was named the Old Trapper Mountain West Freshman of the Week. It marks the fourth time this season that Meyer has earned the honor and the fifth time that a Cowboy has done so this season. Meyer, a native of Los Angeles, Calif., averaged 13 points per game against Boise State and Air Force. He also added 7.5 rebounds per game. He shot 50 percent from the field for the week and also added 1.5 assists and steals per game. He scored 14 points including five in the final 90 seconds in the win over Air Force. He recorded an and-one play with 35 seconds to give Wyoming the lead and the win. Meyer grabbed eight rebounds in the contest against Air Force, which tied a career best.

Offensive Rebounds: The Pokes grabbed 14 offensive rebounds and turned that into 17 points against Air Force. It marked the 22nd game this season with 10 or more offensive rebounds. The Pokes rank first in the MW grabbing 11.7 per game this season.

Turning Mistakes into Points: The Pokes scored 22 points off of 15 turnovers by Air Force. It marked the third most in a game this season and the most in a MW contest.

Harakow Back to Double Figures: Adam Harakow recorded 14 points for the Pokes against AFA for his sixth game this season with 10 or more points. It marked his first double-digit scoring game since the first meeting against Air Force. He was 5-of-6 from the field on the night.

Cowboy Bench Gives a Spark: The Cowboys bench gave the Pokes a spark against Air Force. The bench scored 27 points in the contest with 23 coming from Harakow and Simm-Marten Saadi. Saadi added nine points in the game including a pair of buckets in the closing minutes.

Second Chances: The Pokes scored 17 points off of second chances against Air Force. It marked the 11th game this season that the Cowboys have scored 15 or more points on second chances.

Dennis Closing Regular Season Strong: Guard Damarion Dennis recorded 16 points to lead the Cowboys at Boise State and Air Force and had 18 against Nevada. It marks sixth time games in the last seven games that he has scored 16 or more points. He has also scored in double-figures in nine of the last 11 games.

Defending The Arc: The Cowboys held the Broncos of Boise State to only five made threes including a banked three-pointer as the first half expired. Uw held Nevada to only four makes on the night. It marked the 11th game this season that the Pokes have help an opponent to five or fewer three-pointers made.

Holding onto the Basketball: The Cowboys recorded only nine turnovers against Boise State and had 10 against Air Force marking the fourth and fifth time in the last eight games that UW has had ten or fewer turnovers. Wyoming recorded 11 against Nevada on Tuesday.

Pokes and Steals: The Cowboys recorded 10 steals against Boise State. It marked the sixth time this season that the Cowboys have had 10 or more steals in a game. It marked the first time UW has recorded double-digit turnovers in conference play.

Wyoming Cowboys

Dunk Tracker

Gavin Gores - 34

Abou Magassa - 11

Damarion Dennis - 5

Kiani Saxon - 2

Jared Harris - 4

Khaden Bennett - 1

Garrett Spielman - 1

Leland Walker - 1



Pokes Insider Stories



Leland Reaches Century Mark: Guard Leland Walker added three assists at Boise State to reach 100 this season, which leads the team. It also marked the fourth time in his career that he has recorded at least 100 helpers in a season. He has 105 helpers this season.

Cowboys and Steals: The Cowboys recorded 10 steals at Boise State. Wyoming had four different players record at least two steals on the night. Khaden Bennett ranks seventh in the MW this season with 44 total steals.

Freshman Making an Impact: The Cowboys have a trio of freshmen in Naz Meyer, Gavin Gores and Simm-Marten Saadi that have played big roles in the rotation this season. The group combines for 26 percent of the teams scoring this season and 23 percent of the team's rebounds.

The Real Simm-Shady: Forward Simm-Marten Saadi recorded a career-high 13 points for the Pokes in the win over Grand Canyon. He finished the contest with a career-high five field goals with a career-best three triples and recorded a career-tying four rebounds.

The Cowboy Bench: The Cowboy bench recorded 34 points in the win over Grand Canyon. It marked the 11th time this season that the bench has scored 30 or more points in a game. The bench adds 28.9 points per game for the season, which ranks third in the MW and No. 42 in the nation this season.

Another Win on the Glass: The Cowboys held a 38-36 advantage on the glass against Grand Canyon. It marked back-to-back games winning the battle on the boards for the Pokes. Wyoming is 17-2 this season when they rebound an opponent doing so against AFA and Nevada.

Naz Back in the 20's: Guard Naz Meyer poured in 22 points to lead the Cowboys in a win over Fresno State. It marked his fourth game scoring 20 or more points this season. It was his first since scoring a career-high 27 points against Nevada. The Cowboys are 3-1 this season when he scores 20 or more points.

Five in Double Figures: The Cowboys had five player score in double-figures against Fresno State. It marked the first time in conference play UW has done so and the first since doing so against Dartmouth. Nasir (Naz) Meyer added 22 points to lead the team for his fourth game with 20 or more points. Damarion Dennis and Khaden Bennett each added 17 points with Bennett adding a team-high eight rebounds and five assists. Uriyah Rojas added 11 points going 3-of-4 from behind the arc. Leland Walker added 10 points and four assists.

A Helping Hand: The Cowboys dished out 21 assists in the win against Fresno State. It marked the fourth game this season that UW has had 20 or more assists. It was the most in a game since having 21 in the win over South Dakota.

Season-High 15 Triples: The Cowboys knocked down a season-high 15 threes in the win over Fresno State. The Pokes had eight in the first half and seven in the second half. It was the most since hitting 17 last season against Fresno State in a home win on Jan. 28, 2025.

60 Percent in Second Half: The Cowboys were solid in the second half against Fresno State shooting 64.3 percent going 18-of-28 from the field. It marked the fourth time this season that the Cowboys have shot 60 percent or better in the second half. UW shot 69 percent against Nevada.

Alphabetical Roster

No.	Name	Pos.	Ht.	Wt.	Cl.	Exp.	Hometown (Last School)
7	Matija Belic	F	6-7	239	Sr.	1L	Belgrade, Serbia / UC Santa Barbara
3	Khaden Bennett	G	6-4	205	Jr.	TR	Mansfield, Texas / Quinnipiac
1	Damarion Dennis	G	6-1	166	So.	TR	San Antonio, Texas / TX A&M Corpus Christi
11	Gavin Gores	F	6-10	224	Fr.	HS	Cumberland, Wisc. / Cumberland
13	Adam Harakow	G/F	6-7	218	Jr.	TR	Edmonton, Alberta / Lake Superior State
9	Jared Harris	G	6-2	186	So.	TR	Silsbee, Texas / Memphis
10	Abou Magassa	F	6-7	217	So.	1L	Morsang-sur-Orge, France / Saint Louis
2	Nasir (Naz) Meyer	G	6-7	194	Fr.	HS	Los Angeles, Calif. / New Hampton School
0	Uriyah Rojas	G	6-3	206	Jr.	TR	Rancho Cucamonga, Calif. / Chaffey College
35	Simm-Marten Saadi	F	6-9	242	Fr.	HS	Tallinn, Estonia / Sunrise Christian Academy
8	Kiani Saxson	F	6-8	226	Gr.	TR	Auckland, New Zealand / Missouri Western
14	Garrett Spielman	G/F	6-7	201	R-Fr.	RS	Sheridan, Wyo. / Sheridan
45	Neil Summers	F	6-9	290	Fr.	HS	Laramie, Wyo. / Laramie HS
32	Talan Taylor	G	6-4	158	Fr.	HS	Idaho Falls, Idaho / Hillcrest
5	Leland Walker	G	6-1	181	Sr.	TR	Indianapolis, Ind. / Florida Atlantic

Numerical Roster

No.	Name	Pos.	Ht.	Wt.	Cl.	Exp.	Hometown (Last School)
0	Uriyah Rojas	G	6-3	206	Jr.	TR	Rancho Cucamonga, Calif. / Chaffey College
1	Damarion Dennis	G	6-1	166	So.	TR	San Antonio, Texas / TX A&M Corpus Christi
2	Nasir (Naz) Meyer	G	6-7	194	Fr.	HS	Los Angeles, Calif. / New Hampton School
3	Khaden Bennett	G	6-4	205	Jr.	TR	Mansfield, Texas / Quinnipiac
5	Leland Walker	G	6-1	181	Sr.	TR	Indianapolis, Ind. / Florida Atlantic
7	Matija Belic	F	6-7	239	Sr.	1L	Belgrade, Serbia / UC Santa Barbara
8	Kiani Saxson	F	6-8	226	Gr.	TR	Auckland, New Zealand / Missouri Western
9	Jared Harris	G	6-2	186	So.	TR	Silsbee, Texas / Memphis
10	Abou Magassa	F	6-7	217	So.	1L	Morsang-sur-Orge, France / Saint Louis
11	Gavin Gores	F	6-10	224	Fr.	HS	Cumberland, Wisc. / Cumberland
13	Adam Harakow	G/F	6-7	218	Jr.	TR	Edmonton, Alberta / Lake Superior State
14	Garrett Spielman	G/F	6-7	201	R-Fr.	RS	Sheridan, Wyo. / Sheridan
32	Talan Taylor	G	6-4	158	Fr.	HS	Idaho Falls, Idaho / Hillcrest
35	Simm-Marten Saadi	F	6-9	242	Fr.	HS	Tallinn, Estonia / Sunrise Christian Academy
45	Neil Summers	F	6-9	290	Fr.	HS	Laramie, Wyo. / Laramie HS

Starters and Lettermen Returning/Lost

Starters Returning (1)

No.	Name	Pos.	Ht.	Wt.	Cl.	Exp.	PPG	RPG	APG	GP/GS
7	Matija Belic	F	6-7	239	Sr.	1L	5.6	3.1	0.9	22/16

Starters Lost (4)

No.	Name	Pos.	Ht.	Wt.	Cl.	Exp.	PPG	RPG	APG	GP/GS
5	Obi Agbim	G	6-3	180	Sr.	TR	17.6	3.2	3.4	29/28
8	Cole Henry	F	6-9	240	Sr.	TR	6.3	3.7	1.3	31/27
16	Jordan Nesbitt	G	6-6	210	Sr.	TR	8.6	6.9	1.8	32/26
11	Dontaie Allen	G	6-6	210	Sr.	TR	7.8	3.3	1.0	30/17

Lettermen Returning (4)

No.	Name	Pos.	Ht.	Wt.	Cl.	Exp.	PPG	RPG	APG	GP/GS
10	Abou Magassa	F	6-7	217	So.	1L	3.2	3.7	0.2	31/14

Redshirts (1)

No.	Name	Pos.	Ht.	Wt.	Cl.	Exp.	Hometown (Last School)
14	Garrett Spielman	G/F	6-7	201	R-Fr.	RS	Sheridan, Wyo. / Sheridan

Redshirts/Newcomers

Newcomers (12)

No.	Name	Pos.	Ht.	Wt.	Cl.	Exp.	Hometown (Last School)
0	Uriyah Rojas	G	6-3	206	Jr.	TR	Rancho Cucamonga, Calif. / Chaffey College
1	Damarion Dennis	G	6-1	166	So.	TR	San Antonio, Texas / TX A&M Corpus Christi
2	Nasir (Naz) Meyer	G	6-7	194	Fr.	HS	Los Angeles, Calif. / New Hampton School
3	Khaden Bennett	G	6-4	205	Jr.	TR	Mansfield, Texas / Quinnipiac
5	Leland Walker	G	6-1	181	Sr.	TR	Indianapolis, Ind. / Florida Atlantic
8	Kiani Saxson	F	6-8	226	Gr.	TR	Auckland, New Zealand / Missouri Western
9	Jared Harris	G	6-2	186	So.	TR	Silsbee, Texas / Memphis
11	Gavin Gores	F	6-10	224	Fr.	HS	Cumberland, Wisc. / Cumberland
13	Adam Harakow	G/F	6-7	218	Jr.	TR	Edmonton, Alberta / Lake Superior State
32	Talan Taylor	G	6-4	158	Fr.	HS	Idaho Falls, Idaho / Hillcrest
35	Simm-Marten Saadi	F	6-9	242	Fr.	HS	Tallinn, Estonia / Sunrise Christian Academy
45	Neil Summers	F	6-9	290	Fr.	HS	Laramie, Wyo. / Laramie HS

Pronuciations

Abou Magassa - Uh-Boo Muh-Goss-uh
 Damarion Dennis - Duh-MARE-ee-inn
 Khaden Bennett - Kay-Den
 Kiani Saxson - Key-On-EE
 Adam Harakow - Har-uh-Co
 Simm-Marten Saadi - Saw-Dee

Roster Breakdown

By Class

Class	Name	Pos.	Ht.	Wt.
Graduate (1)	Kiani Saxson	F	6-8	226

Class	Name	Pos.	Ht.	Wt.
Seniors (2)	Leland Walker	G	6-1	181
	Matija Belic	F	6-7	239

Class	Name	Pos.	Ht.	Wt.
Juniors (3)	Uriyah Rojas	G	6-3	206
	Khaden Bennett	G	6-4	205
	Adam Harakow	G/F	6-7	218

Class	Name	Pos.	Ht.	Wt.
Sophomores (3)	Damarion Dennis	G	6-1	166
	Jared Harris	G	6-2	178
	Abou Magassa	F	6-7	217

Class	Name	Pos.	Ht.	Wt.
Redshirt Freshman (1)	Garrett Spielman	G/F	6-7	201

Class	Name	Pos.	Ht.	Wt.
Freshmen (5)	Nasir (Naz) Meyer	G	6-7	194
	Gavin Gores	F	6-10	224
	Talan Taylor	G	6-4	158
	Simm-Marten Saadi	F	6-9	242
	Neil Summers	F	6-9	290

By Position

Position	Name	Pos.	Ht.	Wt.
Guards (9)	Leland Walker	G	6-1	181
	Uriyah Rojas	G	6-3	206
	Khaden Bennett	G	6-4	205
	Adam Harakow	G/F	6-7	218
	Damarion Dennis	G	6-1	166
	Jared Harris	G	6-2	186
	Garrett Spielman	G/F	6-7	201
	Nasir (Naz) Meyer	G	6-7	194
	Talan Taylor	G	6-4	1158

Position	Name	Pos.	Ht.	Wt.
Forwards (6)	Kiani Saxson	F	6-8	226
	Matija Belic	F	6-7	239
	Abou Magassa	F	6-7	217
	Gavin Gores	F	6-10	224
	Simm-Marten Saadi	F	6-9	242
	Neil Summers	F	6-9	290

By High School or Transfer

High School (6)	Name	Pos.	Ht.	Wt.
Garrett Spielman	G/F	6-7	201	
Nasir (Naz) Meyer	G	6-7	194	
Gavin Gores	F	6-10	224	
Talan Taylor	G	6-4	158	
Simm-Marten Saadi	F	6-9	242	
Neil Summers	F	6-9	290	

Transfers (9)	Name	Pos.	Ht.	Wt.
Leland Walker	G	6-1	181	
Uriyah Rojas	G	6-3	206	
Khaden Bennett	G	6-4	205	
Adam Harakow	G/F	6-7	218	
Damarion Dennis	G	6-1	166	
Jared Harris	G	6-2	186	
Kiani Saxson	F	6-8	226	
Matija Belic	F	6-7	239	
Abou Magassa	F	6-7	217	

Wyoming Cowboys



Uriyah Rojas
G, 6-3, 206, Jr.
Rancho Cucamonga, Calif.



Damarion Dennis
G, 6-1, 166, So.
San Antonio, Texas




Nasir (Naz) Meyer
G, 6-7, 194, Fr.
Los Angeles, Calif.




Khaden Bennett
G, 6-4, 205, Jr.
Mansfield, Texas



Leland Walker
G, 6-1, 181, Sr.
Indianapolis, Ind.



Matija Belic
F, 6-7, 239, Sr.
Belgrade, Serbia




Kiani Saxon
F, 6-8, 226, Gr.
Auckland, New Zealand



Jared Harris
G, 6-2, 186, So.
Silsbee, Texas



Abou Magassa
F, 6-7, 217, So.
Morsang-sur-Orge, France



Gavin Gores
C, 6-10, 224, Fr.
Cumberland, Wisc.



Adam Harakow
G-F, 6-7, 218, Jr.
Edmonton, Alberta



Garrett Spielman
G-F, 6-7, 201, RFr.
Sheridan, Wyo.



Talan Taylor
G, 6-4, 154, Fr.
Idaho Falls, Idaho



Simm-Marten Saadi
F, 6-9, 242, Fr.
Tallinn, Estonia



Neil Summers
F, 6-9, 290, Sr.
Laramie, Wyo.



Sundance Wicks
Head Coach
2nd Season.

Wyoming Cowboys

Head Coach Sundance Wicks



University of Wyoming Athletics Director Tom Burman announced the hiring of Sundance Wicks as head coach of the Cowboy Basketball Program in May of 2024. He is the 23rd head coach in Cowboy history. A native of Gillette, Wicks spent three seasons as an assistant coach (2020-23) at Wyoming and spent a season season as head coach at Green Bay spearheading one of the best

single season turnarounds in college basketball history.

“First off, please know that I am honored, humbled and immensely grateful for this opportunity at the University of Wyoming,” Wicks said. “This opportunity would have never been possible without the Belief that Green Bay Chancellor Mike Alexander and Athletics Director Josh Moon had in our mission and vision a year ago at UWGB. To that end, I would like to thank Director of Athletics Tom Burman and UW President Edward Seidel for their trust in me and what We will do for the University and this great state moving forward.”



“You cannot put into words what it means for a kid from the country roads outside of Gillette to represent the State of Wyoming and the Cowboys as their new head basketball coach,” said Wicks.

Wicks and the Cowboys won 12 games in his first season in charge of the Brown and Gold. Wicks rebuilt the roster during the month of May and won his first game with the Cowboys against Concordia St. Paul on November 4, 2024. The Pokes opened the season with a 5-1 record. The Poke also earned a win at UNLV during the conference season for the first win in Las Vegas since 2003.

Wicks mentored All-MW player Obi Agbim. One of the nation’s top scorers and three-point shooters he added 17.6 points per game and shot 43.7 percent from behind the arc. Wyoming was also solid on the glass during his first season being +2.0 on the boards and averaged 34.8 per game.

In his first year at Green Bay, Wicks was named the 2023-24 Horizon League Coach of the Year. He was also named the Joe B. Hall National Coach of the Year, which is presented annually to the top rookie, first-year head coach in NCAA Division I college basketball. Last season, Wicks posted an 18-14 record after the program finished at 3-29 prior to his arrival in 2022-23. That 15-game turnaround tied for the ninth-best turnaround in NCAA DI history.

Wicks also mentored numerous players to award-winning seasons at Green Bay. Noah Reynolds was named the Horizon League Newcomer of the Year, All-Horizon League First Team, and NABC District 12 All-Region First Team. For the first time in program history, Green Bay also saw two freshmen named to the Horizon League All-Freshman Team in David Douglas Jr. and Marcus Hall. Douglas Jr. was named the Freshman of the Year in the conference.

“We couldn’t be more excited to welcome back Sundance Wicks to Wyoming,” Burman said. “Sundance will bring a great energy to our program and the entire State of Wyoming. Being a native of this great state, Wicks knows the pride Cowboy fans take in the program and he will work tirelessly for his student-athletes and the community.”

Wicks spent three seasons at Wyoming under former head coach Jeff Linder. The Cowboys reached the NCAA Tournament in 2022 finishing the season with a 25-9 overall record. The Pokes received their first at-large bid to the NCAA Tournament since 2002 and marked the first trip to the Big Dance since 2015. The Pokes recorded 24 wins in the regular season for the most since the 1951-52 campaign.

“If there is one thing, I learned growing up in Wyoming it’s that when you Honor the Brown and Gold, you are honoring so much more than just the University of Wyoming,” Wicks said. “You are honoring every single hard hat that woke up before the sun to work the coal mines. It means paying your respects to

Wyoming Cowboys

Wyoming also led the MW in three-point field goals per game at 10.1. The Pokes ranked No. 12 in the nation in three-point field goals per game as well.

The Pokes went 6-1 in non-conference play in 2020-21 including a road win over an NCAA Elite Eight team in Oregon State. Wyoming won six total road games on the season for the most away from Laramie since the 2012-13 season. UW also had a winning record on the road for the first time since 2000-01 season.

Prior to his time in Laramie, Wicks was the head coach at Missouri Western for two seasons. Wicks led the Griffons to 18 wins in 2019-20, as it was the most by the program in 10 years. In his first season at the helm of the program his team doubled their win total from the prior campaign. In his two seasons, Wicks helped mentor six All-MIAA players and an NABC All-District selection.

Prior to his time at Missouri Western, Wicks spent time at his alma mater Northern State University, where he was associate head coach during the 2016-17 and 2017-18 seasons. In 2017-18, Wicks helped lead Northern State to the Northern Sun Intercollegiate Conference regular season and postseason championships. Northern State also claimed the central region championship for the program's first-ever appearance in the national championship game.

Wicks has been an assistant coach at the Division II and Division I levels. After lettering four years as a student-athlete at Northern State from 1999-2003, Wicks held assistant coaching positions at Northern State, Colorado (2006-07), Northern Illinois (2007-11) and San Francisco (2015-16).

He also built the Arizona Power Basketball Academy, serving as a skill instructor and director from 2011-15. Prior to launching the APBA, he spent five months training NBA pre-draft prospects at the Impact Basketball Academy in Las Vegas. Wicks' draft class trainees included Kawhi Leonard, Alec Burks and Isaiah Thomas.

Wicks began his collegiate coaching career as a graduate assistant at Northern State under the legendary Don Meyer.

As a student-athlete, Wicks was twice named first team All-NSIC, scoring 1,174 points and pulling down 665 rebounds in his career. He was also a two-time All-NSIC performer in the 400-meter hurdles at Northern State. After graduation, Wicks played for the Sodertalje Kings in Sweden. He led the team in points and rebounding.

Wicks graduated from Campbell County High School in 1999, where he lettered in football, basketball and track and field. In 1999, he was named the Milward Simpson Athlete of the Year. Wicks was a part of two high school basketball championships (1996-97 and 1998-99), and in his senior season won a trio of state championships in football, basketball and track and field, where he captured the individual state title in the 300-meter hurdles, and was the state runner-up in the 110-meter high hurdles.

Wicks received a bachelor's degree in international business from Northern State in 2003 and a master's degree in health, physical education and coaching from

The Wicks File

Coaching History

2024-Pres.: Head Coach, University of Wyoming
2023-2024: Head Coach, Green Bay
2020-23: Assistant Coach, University of Wyoming
2018-20: Head Coach, Missouri Western University
2016-18: Associate Head Coach, Northern State University
2015-16: Assistant Coach, University of San Francisco
2007-11: Assistant Coach, Northern Illinois University
2006-07: Assistant Coach, University of Colorado
2004-06: Graduate Assistant, Northern State University

Awards

2023-24 Horizon League Coach of the Year
2023-24 Joe B. Hall National Coach of the Year

Notable Accolades

- He was named the Horizon League Coach of the Year in his only season at Green Bay.

- Wicks named the Joe B. Hall National Coach of the Year, which is presented annually to the top rookie, first-year head coach in NCAA Division I college basketball.

- As an assistant at UW, he Cowboys reached the NCAA Tournament in 2022 finishing the season with a 25-9 overall record. The Pokes received their first at-large bid to the NCAA Tournament since 2002 and marked the first trip to the Big Dance since 2015. The Pokes recorded 24 wins in the regular season for the most since the 1951-52 campaign.

- As a collegiate athlete at Northern State, Wicks was a two-time All-NSIC in basketball and was an All-NSIC athlete in track and field

- Wicks graduated from Campbell County High School in 1999, where he lettered in football, basketball and track and field. In 1999, he was named the Milward Simpson Athlete of the Year.

Northern State in 2006.

Wicks and his wife Courteney have two children, Grace and Skywalker.

"Whether you were raised in Evanston, Worland or Wheatland, the Big Horns in Buffalo, the blue-collar town of Gillette, Casper, Cody or Cheyenne, Jackson Hole, Rock Springs or Riverton, Shoshoni, Lander or Laradise. Raise a glass, this one's for you, we got work to do Wyoming", Said Wicks..

Wyoming Cowboys

Assistant Coach Will Martin



Cowboy basketball head coach Sundance Wicks announced in April of 2025 the addition of Will Martin to the coaching staff. He will serve as an assistant coach, as the two coached together during Wicks' time as head coach at Missouri Western.

"When it comes to hiring, I am constantly seeking out energy givers, men of high intentionality, artists of their craft, enemies of the status quo and high character humans who know what it takes to compete and win at the highest level" Wicks Said. "Will Martin knocks all those out of the park with his professional pedigree. I am absolutely jacked up to work alongside Coach Martin again. He is a plug and play coach who knows how I operate and will immediately upgrade our staff with his recent head coaching experience and blue blood basketball background. There are very few coaches in this profession who have been mentored by Coach Calipari, Rex Walters, Danny Manning, and Frank Haith. Not to mention his long-standing relationship with NBA All-Star Anthony Davis, with whom he was training and working alongside when AD got drafted by the New Orleans Pelicans. Will and his wife

Avens will be an amazing addition to our Cowboy Culture and love the Laradise way of life."

Martin spent seven total seasons at Missouri Western including five as head coach. He compiled a 77-70 overall record in one of the nation's top Division II conferences. He joined the MWSU staff in 2018 as an assistant under Wicks and Martin was elevated to head coach in the Spring of 2020. He led the Griffons to an NCAA Tournament berth during the Covid-shortened season of 2020-21, MWSU's 18-13 record in 2024-25 was the program's highest regular-season win total in 22 years.

"I'm truly excited to join coach Wicks and the staff at the University of Wyoming," Martin said. "I believe that Coach Wicks is one of the best, if not the best coach in the country when you talk about building culture, skill development and investing in the players and staff. I can't wait to start working with him again and to be a part of what he is doing at Wyoming is an honor."

Prior to Joining Wicks at Missouri Western, Martin was an assistant men's basketball coach and the director of athletic admissions at Martin Methodist College (NAIA). Martin also served as the director of basketball operations at the University of San Francisco under head coach Rex Walters.

Martin served as a graduate assistant and video coordinator for men's basketball at the University of Tulsa from 2013-2015. While at Tulsa, Martin worked with Danny Manning (Conference USA Champions 2013-2014) and Frank Haith. Martin also served as Senator for the College of Education in Oklahoma.

As an undergraduate, Martin served as a men's basketball manager at the University of Kentucky under head coach John Calipari. During Martin's tenure with the Wildcats, the team reached the Elite 8 on three occasions, the Final Four on two events, and Martin served as the head manager of the 2012 National Championship team.

Martin worked with Anthony Davis helping him prepare for the NBA Draft. Davis was the First Overall selection in the 2012 NBA Draft by the New Orleans Pelicans. He currently plays for the Dallas Mavericks and has been one of the league's top players over the last decade.

In addition to his men's basketball program duties, Martin served as captain of the University of Kentucky Ethics Debate team from 2009-2011. Under his direction, Kentucky claimed its first-ever Regional Championship and national appearance in the team's history.

Martin received his bachelor's from the University of Kentucky in 2012 and his Master's in Education from the University of Tulsa in 2015.



Assistant Coach Nick Whitmore



Nick Whitmore was added to the coaching staff in March of 2023 and enters his third season with the Brown and Gold.

Wyoming opened the 2024-25 season with an impressive 5-1 record in non-conference play. The Poke also earned a win at UNLV during the conference season for the first win in Las Vegas since 2003.

He helped mentor All-MW player Obi Agbim. One of the nation's top scorers and three-point shooters he added 17.6 points per game and shot 43.7 percent from behind the arc. Wyoming was also solid on the glass during his first season being +2.0 on the boards and averaged 34.8 per game.

In 2023-24, Whitmore helped mentor Sam Griffin to All-MW honors. Griffin was named Third Team All-Mountain West by the media and Honorable Mention by the league coaches. He led the Cowboys in scoring last season at 16.9 points per game. He also led the team in assists with 3.4 per night. Griffin ranked in the top-five of the conference with 76 made three pointers. He along with fellow guard Akuel Kot signed professional contracts in Europe.

Whitmore came to Wyoming after serving as head coach at the Prep School level for nearly a decade producing 39 Division I players and one First Round NBA Draft pick. He has also coached 30 players that have gone to play professionally including a First Round NBA talent and recruited players from 11 different countries.


Whitmore has been the head coach at the Asheville School in Asheville, N.C. since 2019. He led Asheville to three-straight titles and attracted the first Top-100 player in school history. Whitmore is one of the top recruiters of national and international talent attracting National Team players from Turkey, Greece, Germany, France, Latvia Puerto Rico, United States, and the Netherlands.

He spent six years coaching at the New Hampton School one of the nation's top prep programs. His teams were consistently in the Top-10 in the nation and were ranked as high as second. He reached the NEPSAC AAA Title game in just his second season at the helm of the program.

Whitmore spent time at the University of San Francisco as the director of operations from 2012-14. The Dons earned a second seed in the National Invitational Tournament after finishing second in the WCC. He also spent the previous two seasons on the staff as a volunteer assistant.

He also spent time at the Drew School in San Francisco as the head coach. He helped lead the team to their best season in 25 years.

Whitmore is a graduate of Boise State University and earned his master's degree from Middlebury College in Vermont. He was a student assistant while at Boise State.



His father Bill was a long-time basketball coach spending time as the head coach at the University of Vermont.

Wyoming Cowboys

Assistant Coach Nic Reynolds



Cowboy basketball head coach Sundance Wicks announced the addition of Nic Reynolds to the Cowboy coaching staff on May 15. The Peoria, Ill. native comes to Wyoming from Green Bay spending one season with Wicks as an assistant coach for the Phoenix.

“Nic Reynolds has one trait that a lot of people preach, but very few actually practice, and that is loyalty,” Wicks said. “He loves at a high level and serves with great passion and purpose. A true mentor leader, Nic does not tell you the way, he shows you the way. I am not sure there is a job in this profession that Coach Reynolds has not done. He understands the grit and grind of this profession and that the mission is the man. Without first leading the man, there can be no mission. Committed, competitive and all about the culture, Cowboy Country please welcome coach Reynolds to the Wild West.”

Reynolds is the brother of former Cowboy guard Noah Reynolds. He spent time on the front range serving as the Director of Operations at Denver.

“It is one of those situations where you are a little overwhelmed, but I’m so excited and thankful for the opportunity,” Reynolds said. “I’m so happy for coach Wicks and this opportunity for him and his family. This is a full circle moment for the both of us. To be able to share this with Sundance is special as he has done so much for our family and I’m happy to get to come home with him. He is a big brother, a mentor and working with him every day is truly special. We are ready to get to work.”

Wyoming opened the 2024-25 season with an impressive 5-1 record in non-conference play. The Poke also earned a win at UNLV during the conference season for the first win in Las Vegas since 2003.

He helped mentor All-MW player Obi Agbim. One of the nation’s top scorers and three-point shooters he added 17.6 points per game and shot 43.7 percent from behind the arc. Wyoming was also solid on the glass during his first season being +2.0 on the boards and averaged 34.8 per game.

At UWGB, Reynolds helped the Phoenix to 18-14 record after the program finished at 3-29 during the 2022-23 season. That 15-game turnaround tied for the ninth-best turnaround in NCAA DI history.

Reynolds also helped mentored numerous players to award-winning seasons at Green Bay. Noah Reynolds was named the Horizon League Newcomer of the Year, All-Horizon League First Team, and NABC District 12 All-Region First Team. For the first time in program history, Green Bay also saw two freshmen named to the Horizon League All-Freshman Team in David Douglas Jr. and Marcus Hall. Douglas Jr. was named the Freshman of the Year in the conference.

Prior to his time in Green Bay, Reynolds spent one season at NCAA Division II Southern Arkansas. The Muleriders finished the GAC (Great American Conference) regular season in second place and won the GAC Tournament and an NCAA Tournament Appearance.

He served as the Director of Basketball Operations at Denver during the 2021-22 season, holding responsibility for all logistics of team travel including scheduling, meals, and lodging in addition to handling all team film and video editing, scheduling of practice times, and plans both home and away.

He coached at Division II Illinois-Springfield where he served as a graduate assistant for the Prairie Stars during the 2019-20 campaign. In addition to overseeing of the scouting report and video operations, Reynolds was instrumental in the planning and execution of player workouts and skill developmental sessions. Reynolds would depart for Purdue Northwest of the Great Lakes Intercollegiate Athletic Conference (GLIAC) for the 2020-21 season where he was a top assistant. Reynolds produced the team scouting reports and handled opponent film analysis as well as directing in-game substitutions, adjustments, and defensive matchups. Additionally, Reynolds oversaw academics for the program.

Reynolds’ coaching experience began in 2018 as an assistant for his alma mater, Columbia College. A 2018 graduate of the school, Reynolds was part of three league championships, a conference tournament title, and four national tournament appearances as a player at Columbia College.



Wyoming Cowboys

Assistant Coach Chris McMillian



Cowboy basketball head coach Sundance Wicks announced in May of 2025 the addition of former Cowboy Chris McMillian to the coaching staff. A standout for the Brown and Gold from 1998-2003, he helped lead the Pokes to a pair of Mountain West titles and an NCAA Tournament Berth.

“When it comes to hiring, I am constantly seeking out energy givers, men of high intentionality, artists of their craft, enemies of the status quo and high character humans who know what it takes to compete and win at the highest level,” Wicks Said. This final hire of the off-season is a special one. I knew we needed to continue to find ways to bridge our past with our present. I knew we needed to find a coach with serious blood in the bricks who has been a part of Winning at Wyoming. We found that coach in Chris McMillian. C-Mac is fifth all-time in assists and ninth all-time in steals, but more importantly he has championship pedigree at Wyoming helping the Pokes win back-to-back Mountain West Conference Championships in 2001 & 2002. Coach McMillian bleeds Brown & Gold!”

Coach McMillian’s relentless approach to attacking each day is what immediately stood out to me in the interview process. He is a swiss-army knife as a coach, he has done it all and is extremely intentional about how he goes about his work, squeezing the juice out of every day. He is a winner, and he is about winning above all else. We could not be more excited to bring Chris back to Laradise with his wife Megan and two beautiful daughters! Please help me welcome Chris McMillian back to Cowboy Country!”

A native of Brea, Calif., he was a key part of the Cowboys during his career, McMillian appeared in 125 career games for the Brown and Gold. He still ranks fifth in career assists with 434 and ninth in steals with 136. His 13 assists in a game against Delaware State in 2000 still ranks third in single-game school history. He also holds mark in the top-10 in single-season assist average and steals.

“It feels like Christmas morning being able to come back to the University of Wyoming,” McMillian said. “I had a chance to win championships for the Cowboys as a player and never did I think I would have the opportunity to come back as a coach. When I got into coaching in 2009 coming back was always a dream of mine and now that it is here it is amazing. I’m looking forward to working with Coach Wicks and the Staff.”

McMillian comes back to Wyoming after serving as associate head coach at Central Michigan. He helped lead the Chips with a 12-6 league record in 2023-24. CMU’s 12 league victories were the most since the 2014-15 season. In the offseason, the coaching staff rebuilt CMU’s roster with only four players returning as they added 12 new players and blended them into a team that challenged for the league title. In the preseason coaches’ poll, CMU was picked to finish in 12th place out of 12 teams.

Prior to his post at Central Michigan, McMillian spent two seasons at Idaho State (2019-21), helping lead the Bengals to a victory in the 2020 Big Sky Tournament, marking the first time the program won a game in the conference tournament since 2009.

McMillian served as the Director of Player Performance at Illinois-Chicago for four years, overseeing the design and implementation of the Flames’ strength and conditioning program.

McMillian’s resume also includes stops as an assistant coach at the College of Southern Idaho (2014-15) and at Hawaii (2010-14), where he served first as the strength coach and video coordinator before being promoted to the director of basketball operations. He began his coaching career as the director of operations at Centenary College in 2009-10.

He holds a bachelor’s degree in communications from Wyoming, a master’s degree in Educational Administration from Hawaii in 2013 and is a certified member of the National Strength and Conditioning Association.

McMillian and his wife, Megan, have two daughters, Zoe Rae and Cameron Nicole.



Wyoming Cowboys

Assistant Coach Chris Thomas



Cowboy basketball head coach Sundance Wicks announced the addition of Chris Thomas as an assistant coach to the program in April of 2025. A veteran in the coaching ranks with over 20 years of experience, Thomas comes to Wyoming after serving as head coach of KK Cibona Zagreb of the Adriatic Basketball League.

“When it comes to hiring, I am constantly seeking out energy givers, men of high intentionality, artists of their craft, enemies of the status quo and high character humans who know what it takes to compete and win at the highest level,” Wicks said. “For this assistant I was specifically targeting an elite offensive mind and a coach who could add next level professional experience to our program. Cue Coach Chris Thomas. I have known CT since 2007 when he was an advanced scout for the Chicago Bulls. From the moment our paths crossed I knew three things: 1.) He was an outstanding human being with incredible juice 2.) He saw the game of basketball in a different way and was a gifted basketball mind 3.) He was going to be someone I would work with one day. That day has come! Coach Thomas is such

a great hire for what we want to do here at Wyoming. Chris has been in rooms and worked with players and coaches that most of us could only dream. CT has been heavily involved in strategy and scheme meetings with Nick Nurse and the Toronto Raptors as well as the pre-draft evaluation process and war room meetings regarding the #1 pick of Derrick Rose. Last, but certainly not least, he assisted in creating the “culture of accountability” for the world champion Golden State Warriors. His journey as a professional head coach, an NBA assistant for the Bulls & Warriors, and offensive coordinator for the G-League 905 Raptors will add immediate value to our Cowboy Culture. Chris and his fiancé Karen will be an outstanding addition to our wild west family. Please help me welcome Coach Thomas to Cowboy Country.”

Thomas has aided in the development of NBA MVP’s Stephen Curry and Derrick Rose. He has also worked with eight NBA All-Stars during his time with the Chicago Bulls, Golden State Warriors, Utah Jazz, and Toronto Raptors.

“I’m very excited for this opportunity,” Thomas said. “For me, it is very important to work for people you trust and care about. I have known Coach Wicks for almost 20 years, and I believe in his vision for this program both on and off the court. Coach Wicks is an incredibly passionate coach and lives the game of basketball every day. I am thrilled to be able to work for him and this amazing staff to help continue to build something special here at Wyoming.”

Thomas went overseas coaching in the ABL last season in Croatia after serving as an assistant coach at Long Island University from 2022-2024. During his time at LIU, Thomas helped recruit the top-ranked recruiting class in the NEC in both 2023 and 2024.

Prior to his time at LIU, Thomas served as an assistant coach and offensive coordinator for Raptors 905 of the NBA G-League in 2022. He helped lead the team to the Eastern Conference Finals. He was the head coach and general manager for the Guaynabo Mets in San Juan, Puerto Rico for the 2020 and 2021 campaigns. Thomas guided all-league players David Stockton, Angel Nunez, Renaldo Balkman and Tony Bishop. Under his guidance, the team produced the longest winning streak of any team in the Baloncesto Superior Nacional (BSN).

He has also spent time as a coach in professional leagues in Japan, Slovenia, Malaysia, China, and Canada. He was an assistant coach for the Slovenian Men’s National Team in 2023 and 2014.

Thomas spent numerous years in the NBA as an advance scout with the Golden State Warriors helping lead the team to back-to-back playoff appearances from 2012-2014 for the first time in over 20 years. He also served in the same role with the Chicago Bulls from 2007-2009, where he also served as a video coordinator for a season.

Thomas also has collegiate coaching experience at Lake Superior State in 2010-11 along with Miami of Ohio and University of Pittsburgh at Johnstown.

Thomas graduated from the University of Dayton, majoring in Sport Management and Journalism.

Head Sports Performance coach for Basketball Jimmy Edel



Jimmy Edel is in his sixth- season with the Cowboys. He spent four seasons at Northern Colorado prior to heading to Laramie

Edel got his start in strength and conditioning as an intern at Winona State University. He then spent three season as head strength coach for men's and women's basketball at Appalachian State prior to his time at UNC. He earned Master's degree in Exercise Science with a concentration in Strength and Conditioning while at Appalachian State.

Assistant Coach/Director of Operations Tim O Flannigan



O'Flannigan is in his seventh season with the Cowboys as the Director of Basketball Operations and also added assistant coaching duties this season for the second-straight campaign.

Wyoming opened the 2024-25 season with an impressive 5-1 record in non-conference play. The Poke also earned a win at UNLV during the conference season for the first win in Las Vegas since 2003.

He helped mentor All-MW player Obi Agbim. One of the nation's top scorers and three-point shooters he added 17.6 points per game and shot 43.7 percent from behind the arc. Wyoming was also solid on the glass during his first season being +2.0 on the boards and averaged 34.8 per game.

A native of Laramie returned to UW after spending two seasons as director of operations at Weber State. Prior to heading to Weber State, O'Flannigan was a graduate assistant for the Pokes helping lead Wyoming to the College Basketball Insider Championship in 2017. Before his duties as a graduate assistant, he spent four years as a student manager for the Cowboys.

Associate Athletic Trainer Dallas Fichtner



Dallas Fichtner joined the University of Wyoming Sports Medicine Staff in August 2018 as an Associate Athletic Trainer with the Cowboy Basketball and Cowboy and Cowgirl Diving programs after spending the previous eleven years at Nebraska Wesleyan University in Lincoln, NE.

While at NWU, Dallas worked with a variety of sports including men's and women's soccer, track and field, and men's and women's basketball. Before his time at Nebraska Wesleyan, he served as a graduate assistant athletic trainer at Boise State University from 2005-2007. While at Boise State, Dallas worked one year with the wrestling program and one year with the men's basketball as well as assisting with the football program.

Dallas received his Masters of Exercise and Sports Studies with a Biophysical Emphasis from Boise State in 2007 after completing his undergraduate education at the University of Nebraska at Kearney in 2005. Dallas is originally from Hayes Center, NE where he grew up on a family owned cattle ranch.

Wyoming Cowboys



#0 Uriyah Rojas
 Jr. □ Guard □ 6-3 □ 206
 Rancho Cucamonga, Calif. (Chaffey College)

2025-26 Averages

PTS	REB	AST	FG%	3FG%	FT%	MIN
6.3	1.8	1.8	.392	.300	.763	16.7

Notable

- Scored career-high 23 against Austin Peay
- Recorded six threes against Austin Peay
- Has hit three or more triples four times this season

2025-26 Game-by-Game Statistics

#0 ROJAS, Uriyah

Opponent	Date	GS	MIN	Total FG-FGA	PCT	3FG-3FGA	PCT	FT-FTA	PCT	Rebounds OFF/DEF/TOT	PF	A	TO	BLK	STL	PTS	AVG							
Northern St.	11/03/2025	08:37	4-6	.667	0-0	.000	0-0	.000	0	1	1	1	0	0	0	8	8.0							
Cal St. Fullerton	11/08/2025	13:52	3-5	.600	2-3	.667	0-0	.000	0	3	3	2	1	3	1	0	8	8.0						
Austin Peay	11/11/2025	26:42	8-14	.571	6-7	.857	1-2	.500	0	2	2	2	0	2	0	23	13.0							
Portland	11/15/2025	18:28	3-9	.333	3-6	.500	0-0	.000	1	0	1	1	2	3	1	0	9	12.0						
at Sam Houston	11/19/2025	10:00	1-3	.333	0-1	.000	0-0	.000	0	0	0	1	4	0	1	0	2	10.0						
Norfolk St.	11/23/2025	04:31	0-2	.000	0-2	.000	0-0	.000	0	0	0	1	2	1	0	0	0	8.3						
Denver	11/26/2025	24:50	5-8	.625	1-4	.250	2-2	1.000	2	6	8	2	1	0	0	0	13	9.0						
at Texas Tech	11/30/2025	14:35	4-8	.500	1-4	.250	0-0	.000	0	2	2	2	1	0	1	0	9	9.0						
Dartmouth	12/06/2025	* 20:27	3-6	.500	1-3	.333	0-2	.000	1	0	1	2	0	1	0	1	7	8.8						
South Dakota	12/09/2025	20:09	4-7	.571	0-0	.000	0-0	.000	0	1	1	1	0	1	0	0	8	8.7						
vs South Dakota St.	12/15/2025	13:19	1-3	.333	0-2	.000	0-0	.000	0	2	2	1	0	2	0	0	2	8.1						
Grand Canyon	12/20/2025	12:39	2-3	.667	0-1	.000	4-4	1.000	1	1	2	1	0	1	1	0	8	8.1						
at Air Force	12/30/2025	22:30	4-9	.444	3-6	.500	0-1	.000	1	3	4	2	1	3	0	2	11	8.3						
at New Mexico	01/03/2026	14:48	0-7	.000	0-4	.000	2-3	.667	1	1	2	2	1	0	0	0	2	7.8						
UNLV	01/06/2026	19:59	2-5	.400	0-2	.000	5-6	.833	1	1	2	2	1	4	1	0	9	7.9						
at Nevada	01/10/2026	14:58	4-5	.800	3-4	.750	0-0	.000	0	0	1	1	1	0	0	0	11	8.1						
San Diego St.	01/14/2026	14:27	1-5	.200	1-5	.200	0-0	.000	0	2	2	1	1	1	0	1	3	7.8						
at Fresno St.	01/17/2026	09:37	1-2	.500	0-1	.000	0-0	.000	0	0	0	1	8	0	0	0	2	7.5						
Boise St.	01/20/2026	* 26:19	1-7	.143	0-3	.000	0-0	.000	0	3	3	1	1	3	1	0	0	2	7.2					
San Jose St.	02/12/2026	07:51	1-3	.333	0-2	.000	0-0	.000	0	2	2	1	0	2	0	0	2	7.0						
at Utah St.	01/28/2026	18:35	1-10	.100	0-6	.000	1-2	.500	1	3	4	2	0	1	0	0	3	6.8						
Colorado St.	01/31/2026	06:30	0-1	.000	0-1	.000	0-0	.000	0	1	1	2	0	1	0	0	0	6.5						
at San Diego St.	02/03/2026	25:41	3-10	.300	1-4	.250	4-5	.800	0	0	1	2	5	2	0	0	11	6.7						
Utah St.	02/07/2026	11:17	0-6	.000	0-4	.000	3-3	1.000	0	1	1	1	8	1	2	0	1	3	6.5					
at Colorado St.	02/14/2026	10:32	0-1	.000	0-1	.000	0-0	.000	0	1	1	1	8	2	0	0	0	6.2						
Fresno St.	02/17/2026	25:34	4-6	.667	3-4	.750	0-0	.000	0	3	3	1	1	3	0	0	11	6.4						
at Grand Canyon	02/21/2026	25:06	2-4	.500	1-2	.500	4-4	1.000	1	3	4	1	0	2	0	0	9	6.5						
at Boise St.	02/24/2026	15:12	3-5	.600	1-2	.500	0-0	.000	0	0	1	2	3	0	1	1	7	6.5						
Air Force	02/28/2026	25:22	1-8	.125	0-5	.000	0-0	.000	1	1	2	1	0	2	1	0	1	6.4						
Nevada	03/03/2026	18:17	1-3	.333	0-1	.000	3-4	.750	0	1	1	1	1	0	0	1	5	6.3						
Totals			2	500	63	17.1	.392	27	90	.300	29	38	.763	11	44	55	1.8	28	55	19	1	12	190	6.3

Player Averages

Games Played	Minutes/game	Points/game	FG Pct	3FG Pct	FT Pct	Rebounds/game	Assists/game	Turnovers/game	Assist/Turnover ratio	Steals/game	Blocks/game
30	16.7	6.3	39.2	30.0	76.3	1.8	1.8	0.6	2.9	0.4	0.0

Season & Career Highs

Season Highs

- Points 23 vs. Austin Peay, 11/11/25
- FG Made 8 vs. Austin Peay, 11/11/25
- 3FG Made 6 vs. Austin Peay, 11/11/25
- FT Made 5 vs. UNLV, 1/6/26
- Rebounds 8 vs. Denver, 11/26/25
- Assists 5, twice, last at San Diego State, 2/3/26
- Blocks N/A
- Steals 2 vs. Austin Peay, 11/11/25
- Minutes 27 vs. Boise State, 1/20/26

Career Highs

- Points 23 vs. Austin Peay, 11/11/25
- FG Made 8 vs. Austin Peay, 11/11/25
- 3FG Made 6 vs. Austin Peay, 11/11/25
- FT Made 5 vs. UNLV, 1/6/26
- Rebounds 8 vs. Denver, 11/26/25
- Assists 5, twice last at San Diego State, 2/3/26
- Blocks N/A
- Steals 2 vs. Austin Peay, 11/11/25
- Minutes 27 vs. Boise State, 1/20/26

Double-Figure Scoring Games

- Season 6
- Career 6

Double-Figure Rebounding Games

- Season 0
- Career 0

Twenty-Point Scoring Games

- Season 1
- Career 1

Double-Double Games

- Season 0
- Career 0

Wyoming Career Statistics

SEASON	TEAM	GP-GS	MIN/AVG	Field Goals FG-FGA	FG%	3FG-3FGA	3FG%	F-Throws FT-FTA	FT%	Rebounds OFF/DEF/TOT	PF-FO	A	TO	BLK	STL	PTS	AVG				
2025-26	UW	30-2	501/16.7	67-171	.392	27-90	.300	29-38	.763	11	44	55	1.8	28	0	55	19	1	12	190	6.3
TOTAL		30-2	501/16.7	67-171	.392	27-90	.300	29-38	.763	11	44	55	1.8	28	0	55	19	1	12	190	6.3



#1 Damarion Dennis

So. □ Guard □ 6-1 □ 166
 San Antonio, Texas (Texas A&M CC)

2025-26 Averages

PTS	REB	AST	FG%	3FG%	FT%	MIN
10.8	2.8	1.2	.523	.322	.862	22.8


Notable

- Has scored in double-figures 16 times this season
- Has scored 20 or more points twice this season
- Shooting 52 percent from the field

#1 DENNIS, Damarion

Opponent	Date	GS	MIN	Total FG-FGA	PCT	3FG-3FGA	PCT	Free throws FT-FTA	PCT	Rebounds OFF/DEF/TOT	PF	A	TO	BLK	STL	PTS	AVG			
Northern St.	11/03/2025	* 20:17	4-6	.667	0-1	.000	3-6	.500	1	1	2	2	0	1	0	0	11	11.0		
Cal St. Fullerton	11/08/2025	* 24:29	4-9	.571	2-4	.500	6-8	1.000	1	2	3	2	1	1	1	1	16	13.5		
Austin Peay	11/11/2025	* 32:39	8-13	.615	1-5	.200	0-1	.000	0	5	5	3	0	4	0	0	2	17	14.7	
Portland	11/15/2025	* 17:07	3-6	.500	0-2	.000	2-2	1.000	1	4	5	3	1	3	0	1	8	13.0		
at Sam Houston	11/19/2025	* 12:34	0-1	.000	0-1	.000	0-0	.000	0	1	1	2	3	4	0	1	0	10.4		
Norfolk St.	11/23/2025	* 31:50	4-10	.400	3-8	.375	4-4	1.000	1	1	2	3	2	3	0	0	2	15	11.2	
Denver	11/26/2025	* 14:42	2-4	.500	0-0	.000	0-1	.000	1	0	1	2	9	2	0	1	0	1	4	10.1
at Texas Tech	11/30/2025	* 14:31	1-1	.000	0-0	.000	0-0	.000	0	3	3	2	4	0	1	0	2	9.1		
Dartmouth	12/06/2025	* 08:33	0-1	.000	0-0	.000	0-0	.000	1	1	2	2	8	1	2	0	0	0	8.1	
South Dakota	12/09/2025	25:22	7-9	.778	1-3	.333	6-6	1.000	0	0	0	2	5	3	2	0	0	1	21	9.4
vs South Dakota St.	12/15/2025	17:48	3-5	.600	1-1	1.000	1-1	1.000	0	2	2	5	1	1	1	0	1	8	9.3	
Grand Canyon	12/20/2025	17:05	2-5	.400	0-2	.000	2-2	1.000	1	1	2	2	4	0	0	0	1	6	9.0	
at New Mexico	01/03/2026	20:20	1-5	.200	0-3	.000	2-2	1.000	2	1	3	2	5	0	2	1	0	4	6.6	
UNLV	01/06/2026	16:19	4-7	.571	2-3	.667	2-2	1.000	1	1	2	2	4	0	0	2	0	12	8.9	
at Nevada	01/10/2026	24:16	3-4	.750	0-0	.000	2-2	1.000	1	1	2	4	3	1	0	1	0	8	8.8	
San Diego St.	01/14/2026	13:01	1-5	.200	1-5	.200	0-0	.000	0	1	1	2	3	1	0	0	0	3	8.4	
at Fresno St.	01/17/2026	26:16	4-12	.333	2-6	.333	0-0	.000	1	4	5	2	3	0	2	0	0	10	8.5	
Boise St.	01/20/2026	21:37	4-8	.500	0-2	.000	0-2	.000	0	4	4	2	6	2	1	0	0	1	8	8.5
San Jose St.	01/24/2026	24:04	7-11	.636	1-4	.250	1-1													

Wyoming Cowboys



#2 Nasir "Naz" Meyer
 Freshman □ Guard □ 6-7 □ 194
 Los Angeles, Calif. (New Hampton School)

2025-26 Averages

PTS	REB	AST	FG%	3FG%	FT%	MIN
12.9	4.7	2.3	.481	.366	.763	27.2

Notable

- Scored a career-high 26 points against South Dakota for most points by a freshman since Graham Ike did so against JSJU in 2021.
- Shooting 37 percent from behind the arc this season

2025-26 Game-by-Game Statistics

#2 MEYER, Nasir

Opponent	Date	GS	MIN	Total		3-Pointers		Free Throws		Rebounds			PF	A	TO	BLK	STL	PTS	AVG		
				FG-FGA	PCT	3FG-3FGA	PCT	FT-FTA	PCT	OFF	DEF	TOT								AVG	
Northern St.	11/03/2025	*	21:13	7-10	.700	3-4	.750	2-3	.667	2	4	6	6	1	3	1	0	19	19.0		
Cal St. Fullerton	11/08/2025	*	25:22	5-10	.500	3-6	.500	5-7	.714	0	5	5	5	1	4	2	0	21	18.5		
Austin Peay	11/11/2025	*	24:13	0-6	.000	0-3	.000	7-8	.875	1	1	2	4	3	1	3	2	0	7	14.7	
Portland	11/15/2025	*	14:50	1-3	.333	0-2	.000	2-3	.667	0	4	4	4	3	2	3	0	1	4	12.0	
at Sam Houston	11/19/2025	*	20:08	4-11	.364	2-6	.333	1-2	.500	0	4	4	4	2	1	3	0	0	11	11.8	
Norfolk St.	11/23/2025	*	09:56	1-2	.500	0-1	.000	0-0	.000	0	0	0	3	5	2	1	0	0	2	10.2	
Denver	11/26/2025	*	26:34	5-8	.625	2-3	.667	2-2	1.000	1	4	5	3	7	4	0	0	0	14	10.7	
at Texas Tech	11/30/2025	*	24:04	4-9	.444	0-2	.000	0-0	.000	3	2	5	3	9	2	1	2	0	1	8	10.4
Dartmouth	12/06/2025	*	31:20	6-13	.462	1-4	.250	1-1	1.000	0	8	8	4	3	2	3	2	0	0	14	10.8
South Dakota	12/09/2025	*	25:26	11-15	.733	4-5	.800	0-0	.000	1	6	7	4	6	2	1	1	0	1	26	12.3
vs South Dakota St.	12/15/2025	*	31:47	10-14	.714	4-6	.667	1-2	.500	1	6	7	4	8	1	2	0	0	25	13.5	
Grand Canyon	12/20/2025	*	30:52	3-10	.300	0-4	.000	6-7	.857	2	4	6	4	9	3	0	3	0	2	12	13.3
at Air Force	12/30/2025	*	32:33	4-8	.500	3-4	.750	3-4	.750	2	3	5	4	9	4	6	2	0	1	14	13.4
at New Mexico	01/03/2026	*	33:37	4-8	.500	1-4	.250	0-0	.000	2	3	5	4	9	1	5	0	2	9	13.1	
UNLV	01/06/2026	*	24:11	4-7	.571	0-1	.000	2-2	1.000	1	7	8	5	1	3	3	3	0	2	10	12.9
at Nevada	01/10/2026	*	31:54	7-13	.538	3-7	.429	10-12	.833	2	2	4	5	1	0	0	0	0	27	13.8	
San Diego St.	01/14/2026	*	36:47	4-14	.286	4-13	.308	1-2	.500	1	5	6	5	1	1	2	0	0	13	13.7	
at Fresno St.	01/17/2026	*	38:02	6-13	.462	1-3	.333	0-1	.000	2	5	7	5	2	1	4	0	2	13	13.7	
at Utah St.	01/28/2026	*	27:26	5-10	.500	2-6	.333	0-0	.000	1	4	5	5	2	1	3	0	1	12	13.6	
Colorado St.	01/31/2026	*	20:31	2-4	.500	1-2	.500	0-0	.000	0	2	2	5	1	2	2	0	0	5	13.2	
at San Diego St.	02/03/2026	*	13:12	0-4	.000	0-3	.000	0-0	.000	0	1	1	4	9	2	1	2	0	0	12.5	
Utah St.	02/07/2026	*	26:52	5-11	.455	3-6	.500	6-7	.857	0	3	3	4	8	3	1	3	0	2	19	12.8
at Colorado St.	02/14/2026	*	21:55	4-9	.444	2-5	.400	2-2	1.000	1	0	1	4	6	4	3	0	0	12	12.8	
Fresno St.	02/17/2026	*	31:24	8-15	.533	3-8	.375	3-3	1.000	2	3	5	4	6	2	4	1	0	22	13.2	
at Grand Canyon	02/19/2026	*	36:32	4-13	.308	0-5	.000	3-6	.500	0	3	3	4	6	2	1	3	0	3	11.1	
at Boise St.	02/24/2026	*	36:11	5-9	.556	1-3	.333	1-3	.333	0	7	7	4	7	1	2	0	2	12	13.0	
Air Force	02/28/2026	*	33:23	5-11	.455	1-4	.250	3-3	1.000	1	7	8	4	8	1	2	1	1	14	13.1	
Nevada	03/03/2026	*	30:03	4-6	.667	1-2	.500	0-0	.000	0	2	2	4	7	3	4	4	0	9	12.9	
Totals			20 760:31	128-266	.481	45-123	.366	61-80	.763	26	105	131	47	54	0	64	50	2	25	362	12.9

Player Averages

Games Played	Minutes/game	Points/game	FG Pct	3FG Pct	FT Pct	Rebounds/game	Assists/game	Turnovers/game	Assist/Turnover ratio	Steals/game	Blocks/game
28	27.2	12.9	48.1	36.6	76.3	4.7	2.3	1.8	1.3	0.9	0.1

Season & Career Highs

Season Highs

- Points 27 at Nevada, 1/10/26
- FG Made 11 vs. South Dakota, 12/9/25
- 3FG Made 4 three times, last vs. San Diego State, 1/14/26
- FT Made 10 at Nevada, 1/10/26
- Rebounds 8 three times, last vs. Air Force, 2/28/26
- Assists 6 at Air Force, 12/30/25
- Blocks 1 twice, last vs. Air Force, 2/28/26
- Steals 3 at Grand Canyon, 2/21/26
- Minutes 38 at Fresno State, 1/17/26

Career Highs

- Points 27 at Nevada, 1/10/26
- FG Made 11 vs. South Dakota, 12/9/25
- 3FG Made 4 three times, last vs. San Diego State, 1/14/26
- FT Made 10 at Nevada, 1/10/26
- Rebounds 8 three times, last vs. Air Force, 2/28/26
- Assists 6 at Air Force, 12/30/25
- Blocks 1 twice, last vs. Air Force, 2/28/26
- Steals 3 at Grand Canyon, 2/21/26
- Minutes 38 at Fresno State, 1/17/26

Double-Figure Scoring Games

Season	20
Career	20

Double-Figure Rebounding Games

Season	0
Career	0

Twenty-Point Scoring Games

Season	4
Career	4

Double-Double Games

Season	0
Career	0

Wyoming Career Statistics

SEASON	TEAM	GP-GS	MIN	AVG	FG-FGA	FG%	3FG-3FGA	3FG%	FT-FTA	FT%	OFF	DEF	TOT	AVG	PF	A	TO	BLK	STL	PTS	AVG
2025-26	UW	28-20	761/27.2	128-266	.481	45-123	.366	61-80	.763	26	105	131	47	54-0	64	50	2	25	362	12.9	
TOTAL		28-20	761/27.2	128-266	.481	45-123	.366	61-80	.763	26	105	131	47	54-0	64	50	2	25	362	12.9	



#3 Khaden Bennett
 Junior □ Guard □ 6-4 □ 205
 Mansfield, Texas (Quinnipiac)

2025-26 Averages

PTS	REB	AST	FG%	3FG%	FT%	MIN
10.6	5.1	2.9	.416	.378	.821	28.3

Notable

- Recorded double-double vs. CSU with 22 points and 10 rebounds
- Tied a career-high with 10 rebounds against Boise State, CSU
- Had a career-high 27 points against Nevada

2025-26 Game-by-Game Statistics

#3 BENNETT, Khaden

Opponent	Date	GS	MIN	Total		3-Pointers		Free Throws		Rebounds			PF	A	TO	BLK	STL	PTS	AVG		
				FG-FGA	PCT	3FG-3FGA	PCT	FT-FTA	PCT	OFF	DEF	TOT								AVG	
Northern St.	11/03/2025	*	26:20	6-10	.600	1-3	.333	1-2	.500	4	3	7	7	0	1	1	4	14	14.0		
Cal St. Fullerton	11/08/2025	*	30:30	5-12	.417	2-6	.333	3-4	.750	1	4	5	6	3	2	2	0	0	15	14.5	
Austin Peay	11/11/2025	*	22:28	2-7	.286	1-3	.333	2-3	.667	2	1	3	5	3	5	1	0	3	7	12.0	
Portland	11/15/2025	*	28:05	4-7	.571	1-3	.333	0-0	.000	1	5	6	5	3	1	5	2	0	2	9	11.3
at Sam Houston	11/19/2025	*	26:16	0-5	.000	0-3	.000	3-4	.750	3	2	5	2	3	2	0	0	0	3	9.6	
Norfolk St.	11/23/2025	*	32:50	4-11	.364	3-6	.500	2-2	1.000	2	5	7	5	3	6	1	0	4	13	12.0	
Denver	11/26/2025	*	18:37	5-9	.556	1-2	.500	3-3	1.000	2	5	7	5	3	3	0	0	0	2	14	10.7
at Texas Tech	11/30/2025	*	34:50	2-5	.400	1-3	.333	4-4	1.000	0	2	2	5	3	1	3	2	0	0	9	10.5
Dartmouth	12/06/2025	*	20:49	5-9	.556	0-2	.000	4-4	1.000	3	2	5	2	4	1	1	0	5	14	10.9	
South Dakota	12/09/2025	*	12:47	2-4	.500	1-2	.500	1-2	.500	0	0	0	0	0	0	0	0	0	4	7.0	
vs South Dakota St.	12/15/2025	*	27:14	2-5	.400	1-4	.250	6-6	1.000	4	5	9	5	1	2	2	2	0	0	11	10.5
Grand Canyon	12/20/2025	*	21:49	2-7	.286	0-2	.000	3-3	1.000	0	3	3	4	9	2	3	0	0	1	7	10.2
at Air Force	12/30/2025	*	30:33	0-4	.000	0-2	.000	8-8	1.000	1	3	4	8	1	2	3	0	2	8	10.0	
at New Mexico	01/03/2026	*	25:49	3-6	.500	1-2	.500	2-2	1.000	2	2	4	8	2	0	1	0	2	5	9.6	
UNLV	01/06/2026	*	29:57	4-8	.500	1-3	.333	4-6	.667	3	4	7	4	9	5	3	2	0	1	13	9.9
at Nevada	01/																				

Wyoming Cowboys



#5 Leland Walker
Senior □ Guard □ 6-1 □ 181
Indianapolis, Ind. (Florida Atlantic)

2025-26 Averages

PTS	REB	AST	FG%	3FG%	FT%	MIN
13.9	2.8	3.5	.426	.299	.832	28.0

Notable

- Scored a career-high 30 points against Boise State
- Reached 450 career assists against Utah State
- Has averaged 11 points per game for his career

2025-26 Game-by-Game Statistics

#5 WALKER, Leland

Opponent	Date	GS	MIN	FG-FGA	PCT	3FG-3FGA	PCT	FT-FTA	PCT	REB	AST	PTS	AVG	
Northern St.	11/03/2025	*	31:23	4-12	.333	0-2	.000	1-4	.250	0	3	3	3.0	
Cal St. Fullerton	11/08/2025	*	24:00	3-8	.375	0-1	.000	3-4	.750	0	2	2	2.5	
Austin Peay	11/11/2025	*	15:01	0-3	.000	0-1	.000	0-0	.000	1	2	3	2.7	
Portland	11/15/2025	*	24:05	4-10	.400	2-3	.667	5-6	.833	2	5	7	3.8	
at Sam Houston	11/19/2025	*	32:57	10-18	.556	2-6	.333	2-6	.333	1	4	5	4.0	
Norfolk St.	11/23/2025	*	35:29	3-6	.500	0-3	.000	9-9	1.000	4	3	7	4.5	
Denver	11/26/2025	*	18:08	6-10	.600	0-2	.000	4-4	1.000	1	2	3	4.3	
at Texas Tech	11/30/2025	*	30:47	10-20	.500	2-4	.500	6-6	1.000	0	5	4.4	2.2	
Dartmouth	12/06/2025	*	24:12	8-12	.667	1-1	1.000	1-2	.500	1	2	3	4.2	
South Dakota	12/09/2025	*	20:25	2-6	.333	0-1	.000	3-3	1.000	0	2	2	4.0	
vs South Dakota St.	12/15/2025	*	28:46	6-12	.500	1-2	.500	0-0	.000	0	0	3	5.3	
Grand Canyon	12/20/2025	*	33:49	4-10	.400	2-6	.333	3-4	.750	0	1	3	3.4	
at Air Force	12/30/2025	*	17:30	3-6	.500	2-4	.500	1-1	1.000	1	2	3	3.4	
at New Mexico	01/03/2026	*	25:26	6-12	.500	1-4	.250	1-1	1.000	0	1	3	3.6	
UNLV	01/06/2026	*	24:35	9-15	.600	4-6	.667	6-6	1.000	0	2	2	3.1	
at Nevada	01/10/2026	*	31:59	4-13	.308	0-3	.000	6-8	.750	1	2	3	3.1	
San Diego St.	01/14/2026	*	29:36	2-7	.286	1-2	.500	5-6	.833	2	3	5	3.2	
at Fresno St.	01/17/2026	*	33:48	5-11	.455	1-2	.500	6-6	1.000	1	3	4	3.3	
Boise St.	01/20/2026	*	35:26	10-17	.588	2-4	.500	8-8	1.000	1	1	3	3.2	
San Jose St.	01/24/2026	*	32:12	3-14	.214	0-3	.000	7-8	.875	2	5	7	3.4	
at Utah St.	01/28/2026	*	32:04	8-16	.500	4-6	.667	4-4	1.000	2	3	5	3.4	
Colorado St.	01/31/2026	*	33:30	2-6	.333	0-2	.000	6-8	.750	0	1	3	3.2	
at San Diego St.	02/03/2026	*	15:36	2-6	.333	1-4	.250	2-2	1.000	1	1	2	3.3	
Utah St.	02/07/2026	*	30:60	6-14	.429	0-3	.000	3-3	1.000	0	0	3	3.1	
at Colorado St.	02/14/2026	*	35:32	5-14	.357	0-5	.000	1-2	.500	0	2	2	3.1	
Fresno St.	02/17/2026	*	23:02	3-9	.333	2-7	.286	2-4	.500	1	0	3	3.0	
at Grand Canyon	02/21/2026	*	36:22	5-14	.357	0-6	.000	3-3	1.000	0	3	3	3.0	
at Boise St.	02/24/2026	*	33:33	2-14	.143	0-6	.000	4-4	1.000	0	1	2	2.9	
Air Force	02/28/2026	*	25:09	2-11	.182	2-6	.333	0-0	.000	1	1	2	2.9	
Nevada	03/03/2026	*	26:38	3-3	1.000	2-2	1.000	2-3	.667	0	1	2	3	
Totals			29	841:10	140-329	.426	32-107	.299	104-125	.832	23	62	85	2.8

Player Averages

Games Played	Minutes/game	Points/game	FG Pct	3FG Pct	FT Pct	Rebounds/game	Assists/game	Turnovers/game	Assist/Turnover ratio	Steals/game	Blocks/game
30	28.0	13.9	42.6	29.9	83.2	2.8	3.5	2.4	1.5	0.9	0.2

Season & Career Highs

Season Highs

- Points 30 vs. Boise State, 1/20/26
- FG Made 10, three times, last vs. Boise State, 1/20/26
- 3FG Made 4 twice, last at Utah State, 1/28/26
- FT Made 9 vs. Norfolk State, 11/23/25
- Rebounds 7 three times, last vs. San José State, 1/24/26
- Assists 6 three times, last vs. Sam Houston, 11/19/25
- Blocks 2 vs. Austin Peay, 11/11/25
- Steals 3 vs. Sam Houston, 11/19/25
- Minutes 36 at Grand Canyon, 2/21/26

Career Highs

- Points 30 vs. Boise State, 1/20/26
- FG Made 11, at Stetson, 02/10/24
- 3FG Made 4, 4 times, last vs. UNLV, 1/6/26
- FT Made 10, vs. North Alabama, 02/22/24
- Rebounds 8 vs. Wilberforce, 11/10/23
- Assists 16 vs. Wilberforce, 11/10/23
- Blocks 2 vs. Austin Peay, 11/11/25
- Steals 5, Bethany, 12/10/23
- Minutes 38 vs. Southern Utah, 3/21/23

Double-Figure Scoring Games

Season 22
Career 76

Double-Figure Rebounding Games

Season 0
Career 0

Twenty-Point Scoring Games

Season 5
Career 19

Double-Double Games

Season 0
Career 2

Wyoming Career Statistics

SEASON	TEAM	GP-GS	MIN/AVG	Field Goals	3-Point	F-Throws	Rebounds	PF	FT	BLK	STL	PTS	AVG
2022-23	EKU	37-3	789/21.3	120-310	.387	29-90	.322	77-98	.786	14	70	84	2.3
2022-24	FAU	31-29	879/28.3	165-381	.433	38-111	.342	109-131	.832	18	65	83	2.7
2024-25	FAU	33-33	942/28.5	107-287	.373	31-108	.296	56-73	.767	14	74	88	2.7
2025-26	UW	30-29	841/28.0	140-329	.426	32-107	.299	104-125	.832	23	62	85	2.8
TOTAL FOR UW		30-29	841/28.0	140-329	.426	32-107	.299	104-125	.832	23	62	85	2.8
TOTAL		131-94	3450/26.3	532-1307	.407	131-416	.315	346-427	.810	69	271	340	2.6



#7 Matija Belic

Senior □ Forward □ 6-7 □ 239
Belgrade, Serbia (UC Santa Barbara)

2025-26 Averages

PTS	REB	AST	FG%	3FG%	FT%	MIN
5.5	4.5	0.8	.464	.211	.556	17.0

Notable

- Grabbed a career-high nine rebounds at Air Force
- Recorded 13 points against Denver

2025-26 Game-by-Game Statistics

#7 BELIC, Matija

Opponent	Date	GS	MIN	FG-FGA	PCT	3FG-3FGA	PCT	FT-FTA	PCT	REB	AST	PTS	AVG
Northern St.	11/03/2025	*	16:03	3-6	.500	0-1	.000	4-5	.800	1	1	2	2.0
Cal St. Fullerton	11/08/2025	*	18:21	2-5	.400	1-2	.500	0-4	.000	2	4	6	4.0
Austin Peay	11/11/2025	*	15:53	1-3	.333	0-1	.000	3-5	.600	2	3	5	4.3
Portland	11/15/2025	*	15:55	2-5	.400	0-1	.000	0-0	.000	2	5	7	5.0
at Sam Houston	11/19/2025	*	20:43	1-3	.333	0-2	.000	0-0	.000	2	1	3	4.6
Norfolk St.	11/23/2025	*	08:48	1-4	.250	1-2	.500	0-0	.000	2	2	4	4.5
Denver	11/26/2025	*	15:49	5-6	.833	0-0	.000	3-6	.500	3	1	4	4.4
at Texas Tech	11/30/2025	*	17:06	2-3	.667	1-1	1.000	0-0	.000	2	1	3	4.3
Dartmouth	12/06/2025	*	08:25	0-3	.000	0-1	.000	0-0	.000	1	0	1	3.9
South Dakota	12/09/2025	*	19:14	4-6	.667	0-2	.000	1-2	.500	2	4	6	4.1
vs South Dakota St.	12/15/2025	*	24:24	3-3	1.000	1-1	1.000	3-3	1.000	1	5	6	4.3
Grand Canyon	12/20/2025	*	23:42	2-7	.286	0-3	.000	1-2	.500	1	1	2	4.1
at Air Force	12/30/2025	*	16:49	0-2	.000	0-2	.000	0-0	.000	3	6	9	4.5
Totals			12	221:12	26-56	.464	4-19	.211	15-27	.556	24	34	58

Player Averages

Games Played	Minutes/game	Points/game	FG Pct	3FG Pct	FT Pct	Rebounds/game	Assists/game	Turnovers/game	Assist/Turnover ratio	Steals/game	Blocks/game
13	17.0	5.5	46.4	21.1	55.6	4.5	0.8	1.9	0.4	0.6	0.5

Season & Career Highs

Season Highs

- Points 13 vs. Denver, 11/26/25
- FG Made 5 vs. Denver, 11/26/25
- 3FG Made 1 four times, last vs. South Dakota State, 12/15/25
- FT Made 4 vs. Northern State, 11/3/25
- Rebounds 9 at Air Force, 12/30/25
- Assists 3 vs. Sam Houston, 11/19/25
- Blocks 2 vs. Norfolk State, 11/23/25
- Steals 1 7 times, last vs. Dartmouth, 1/6/25
- Minutes 24 vs. South Dakota State, 12/15/25

Career Highs

- Points 16 vs. Westmont, 11/22/23
- FG Made 6 twice, last vs. Bellarmine, 12/19/24
- 3FG Made 2 three times, last vs. Portland State, 11/9/23
- FT Made 4 three times, last vs. Northern State, 11/3/25
- Rebounds 9 at Air Force, 12/30/25
- Assists 5 vs. Portland State, 11/9/23
- Blocks 2 four times, last vs. Norfolk State, 11/23/25
- Steals 2 three times, last vs. Air Force, 1/4/25
- Minutes 36 at UNLV, 1/21/25

Double-Figure Scoring Games

Season 3
Career 19

Double-Figure Rebounding Games

Season 0
Career 0

Twenty-Point Scoring Games

Season 0
Career 0


Double-Double Games

Season 0
Career 0

Wyoming Career Statistics

SEASON	TEAM	GP-GS	MIN/AVG	Field Goals	3-Point	F-Throws	Rebounds	PF	FT	BLK	STL	PTS	AVG
2022-23	UCSB	23-0	157/6.8	14-32	.438	2-11	.182	5-11	.455	5	13	18	0.8
2023-24	UCSB	29-9	438/15.1	40-91	.440	11-41	.268	22-30	.733	22	47	69	2.4
2024-25	UW	22-16	521/23.7	49-117	.419	10-44	.227	15-33	.455	30	39	69	3.1
2025-26	UW	13-12	221/17.0	26-56	.464	4-19	.211	15-27	.556	24	34	58	4.5
TOTAL FOR UW													

Wyoming Cowboys



#8 Kiani Saxon
 Graduate Forward 6-8 226
 Auckland, New Zealand (Mo. Western)

2025-26 Averages

PTS	REB	AST	FG%	3FG%	FT%	MIN
1.9	2.9	0.5	.447	.400	.333	15.7

Notable

- Has recorded 498 career points
- Recorded three blocks at home against Portland
- Had a season-high nine rebounds against South Dakota

2025-26 Game-by-Game Statistics

#8 SAXON, Kiani

Opponent	Date	GS	MIN	Total FG-FGA	PCT	3-Pointers 3FG-3FGA	PCT	Free throws FT-FTA	PCT	Rebounds OFF DEF TOT	PF	A	TO	BLK	STL	PTS	AVG														
Northern St.	11/03/2025	07:58	0-0	0-0	0-0	0-0	0-0	0-0	0-0	0	1	1	1	0	0	0	0	0													
Cal St. Fullerton	11/03/2025	11:03	0-1	0-0	0-1	0-0	0-3	0-0	0-0	1	3	4	2	3	0	0	0	1	0	0											
Austin Peay	11/11/2025	03:24	0-1	0-0	0-1	0-0	0-0	0-0	0-0	0	1	2	2	0	0	0	0	0	0	0											
Portland	11/15/2025	15:10	2-2	1-000	0-0	0-0	0-0	0-0	0-0	1	0	1	1	1	0	3	1	4	10	0											
at Sam Houston	11/19/2025	12:00	1-4	250	0-1	0-0	0-0	0-0	0-0	3	1	4	2	2	0	1	0	2	12	0											
Norfolk St.	11/23/2025	08:46	0-1	0-000	0-0	0-0	0-0	0-0	0-0	1	1	2	2	3	0	1	1	0	0	0											
Denver	11/26/2025	10:44	0-0	0-000	0-0	0-0	0-0	0-0	0-0	1	3	4	2	2	0	1	0	1	0	0											
at Texas Tech	11/30/2025	08:49	0-0	0-000	0-0	0-0	0-0	0-0	0-0	0	0	2	1	2	0	0	1	0	0	0											
Dartmouth	12/06/2025	* 24:42	0-1	0-000	0-0	0-0	0-0	1-3	.333	2	1	3	2	2	3	0	3	2	0	1	0	8									
South Dakota	12/09/2025	* 19:27	2-3	.667	0-0	0-0	0-0	1-3	.333	4	5	9	2	4	4	2	1	0	5	12	0										
vs South Dakota St.	12/15/2025	* 10:05	1-1	1-000	0-0	0-0	1-2	.500	0	2	2	2	3	0	0	0	0	3	14	0	0										
Grand Canyon	12/20/2025	* 13:06	2-3	.667	1-2	.500	2	1	3	2	8	2	0	1	1	2	6	1	8	0	0	0									
at Air Force	12/30/2025	* 18:48	1-1	1-000	0-0	0-0	3-4	.750	0	2	2	2	3	0	3	1	0	5	2	0	0	0									
at New Mexico	01/03/2026	07:57	0-1	0-000	0-1	0-0	0-0	0-0	0-0	0	2	2	2	7	1	0	0	1	0	0	0	0									
UNLV	01/06/2026	20:04	1-1	1-000	0-0	0-0	0-0	0-0	0-0	1	3	4	2	3	0	1	0	2	2	1	0	0									
at Nevada	01/10/2026	09:48	1-1	1-000	0-0	0-0	0-0	0-0	0-0	0	1	1	2	7	1	0	1	0	0	2	1	9									
San Diego St.	01/14/2026	* 26:36	1-2	.500	1-1	1-000	0-1	0-0	0-0	1	4	5	2	3	1	1	2	0	3	1	9	0									
at Fresno St.	01/17/2026	16:54	1-2	.500	1-1	1-000	0-0	0-0	0-0	2	1	3	2	3	0	1	0	0	3	2	0	0									
Boise St.	01/20/2026	18:04	0-2	0-000	0-1	0-0	0-0	0-0	0-0	0	2	2	2	2	0	0	0	0	0	0	0	0									
San Jose St.	01/24/2026	* 27:32	0-0	0-000	0-0	0-0	2-2	1.000	1	4	5	2	9	3	0	0	2	0	2	1	9	0									
at Utah St.	01/28/2026	* 21:46	0-1	0-000	0-1	0-000	0-1	0-000	0-0	1	3	4	3	0	1	1	0	1	0	0	0	1	8								
Colorado St.	01/31/2026	15:18	1-1	1-000	1-1	1-000	0-0	0-0	0-0	1	4	5	3	0	1	0	1	0	3	1	9	0									
at San Diego St.	02/03/2026	* 23:14	1-1	1-000	0-0	0-0	0-1	0-000	0-0	2	2	4	3	1	4	0	1	0	3	2	1	9									
Utah St.	02/07/2026	* 23:02	1-2	.500	1-1	1-000	0-1	0-000	0-0	1	1	3	0	1	1	0	0	0	3	1	9	0									
at Colorado St.	02/14/2026	21:11	0-1	0-000	0-0	0-000	0-0	0-000	0-0	1	1	2	9	4	1	0	0	0	0	0	1	8									
Fresno St.	02/17/2026	* 24:15	3-4	.750	1-2	.500	0-0	0-000	0-0	1	2	3	2	9	2	1	1	1	1	7	2	0									
at Grand Canyon	02/21/2026	* 09:11	0-1	0-000	0-1	0-000	0-0	0-000	0-0	1	1	2	9	4	0	0	0	0	0	0	2	0									
at Boise St.	02/24/2026	* 16:46	2-4	.500	0-1	0-000	0-0	0-000	0-0	0	0	0	2	2	2	0	0	0	0	4	2	0									
Air Force	02/28/2026	* 15:24	0-5	0-000	0-0	0-000	0-0	0-000	0-0	4	3	7	2	9	3	0	0	0	0	0	2	0									
Nevada	03/03/2026	* 08:31	0-0	0-000	0-0	0-000	0-4	0-000	0-0	0	3	3	2	9	2	1	0	0	0	0	0	0									
Totals		14	469:35	21:47	.447	6:15	.400	9:27	.333	29	58	87	29	68	14	18	19	11	57	1.9	2.9	0.5	44.7	40.0	33.3	2.9	0.5	0.6	0.8	0.4	0.6

Player Averages

Games Played	Minutes/game	Points/game	FG Pct	3FG Pct	FT Pct	Rebounds/game	Assists/game	Turnovers/game	Assist/Turnover ratio	Steals/game	Blocks/game
30	15.7	1.9	44.7	40.0	33.3	2.9	0.5	0.6	0.8	0.4	0.6

Season Highs

- Points 7 vs. Fresno State, 2/17/26
- FG Made 3 vs. Fresno State, 2/17/26
- 3FG Made 1 six times, last vs. Fresno State, 2/17/26
- FT Made 3 at Air Force, 12/30/25
- Rebounds 9 vs. South Dakota, 12/9/25
- Assists 4 vs. South Dakota, 12/9/25
- Blocks 3 vs. Portland, 11/15/25
- Steals 3 at San Diego State, 2/3/26
- Minutes 27 vs. San Diego State, 1/14/26

Career Highs

- Points 16 at Pitt State, 03/02/24
- FG Made 6, Twice
- 3FG Made 2, 5 Times
- FT Made 5, Twice
- Rebounds 11, at Pitt State, 03/02/24
- Assists 5, Northwestern State, 02/22/25
- Blocks 4, Twice
- Steals 3 at San Diego State, 2/3/26
- Minutes 34 vs. William Jewell, 11/26/24

Double-Figure Scoring Games

Season 0
 Career 16

Double-Figure Rebounding Games

Season 0
 Career 1

Twenty-Point Scoring Games

Season 0
 Career 0

Double-Double Games

Season 0
 Career 1

Wyoming Career Statistics

SEASON	TEAM	GP-GS	MIN	AVG	FG-FGA	FG%	3FG-3FGA	3FG%	FT-FTA	FT%	OFF	DEF	TOT	AVG	PF-FO	A	TO	BLK	STL	PTS	AVG
2023-24	MW	30-30	748	24.9	94-171	.550	15-50	.300	40-58	.690	41	67	108	3.6	94-3	20	36	37	13	243	8.1
2024-25	MW	31-31	701	22.6	74-139	.532	8-35	.229	42-70	.600	32	97	129	4.2	84-4	47	47	33	22	198	6.4
2025-26	UW	30-14	470	15.7	21-47	.447	6-15	.400	9-27	.333	29	58	87	2.9	68-0	14	18	19	11	57	1.9
TOTAL FOR UW		30-14	470/15.7	21-47	.447	6-15	.400	9-27	.333	29	58	87	2.9	68-0	14	18	19	11	57	1.9	
TOTAL		91-75	1919/21.1	189-357	.529	29-100	.290	91-115	.587	102	222	324	3.6	246-7	81	101	89	46	498	5.5	



#9 Jared Harris
 Sophomore Guard 6-2 186
 Silsbee, Texas (Memphis)

2025-26 Averages

PTS	REB	AST	FG%	3FG%	FT%	MIN
4.0	2.4	0.3	.351	.300	.800	9.8

Notable

- Recorded career-high 16 points off the bench against Portland
- Added 11 points against Dartmouth
- Eclipsed minutes total from a year ago in just seven games

2025-26 Game-by-Game Statistics

#9 HARRIS, Jared

Opponent	Date	GS	MIN	Total FG-FGA	PCT	3-Pointers 3FG-3FGA	PCT	Free throws FT-FTA	PCT	Rebounds OFF DEF TOT	PF	A	TO	BLK	STL	PTS	AVG				
Northern St.	11/03/2025	08:37	0-3	.000	0-0	.000	2-3	.667	3	2	5	0	0	0	0	1	2	2	0	0	0
Cal St. Fullerton	11/08/2025	02:05	0-0	.000	0-0	.000	0-0	.000	0	1	1	3	0	0	0	0	0	0	0	0	1.0
Portland	11/15/2025	17:25	5-10	.500	4-8	.500	2-2	1.000	1	3	4	3	0	1	0	2	16	6.0	0	0	0
at Sam Houston	11/19/2025	18:16	3-5	.600	0-1	.000	0-1	.000	1	4	5	3	8	3	1	0	0	1	6	6.0	0
Norfolk St.	11/23/2025	05:24	0-0	.000	0-0	.000	2-3	.667	0	0	0	3	0	2	0	1	0	0	2	5.2	0
Denver	11/26/2025	14:19	1-4	.250	1-3	.333	0-0	.000	0	2	2	2	8	1	1	0	0	1	3	4.8	0
at Texas Tech	11/30/2025	01:28	0-0	.000	0-0	.000	0-0	.000	0	0	0	2	4	0	0	0	0	0	0	0	4.1
Dartmouth	12/06/2025	14:55	3-6	.500	0-2	.000	5-6	.833	0	2	2	2	4	0	0	0	0	0	1	11	5.0
South Dakota	12/09/2025	13:31	0-2	.000	0-1	.000	2-2	1.000	1	2	3	2	4	0	1	0	1	0	1	2	4.7
vs South Dakota St.	12/15/2025	01:06	0-0	.000	0-0	.000	0-0	.000	0	0	0	2	2	0	0	0	0	0	0	0	4.2
Grand Canyon	12/20/2025	03:55	0-1	0-000	0-1	0-000	0-0	0-000	0	1	1	2	2	2	0	0	0	0	0	0	3.8
at Air Force	12/30/2025	16:54	1-6	.167	1-4	.250	3-3	1.000	3	2	5	2	4	1	1	0	1	0	6	4.0	0
Totals		0	117:55	13-37	.351	6-20	.300	16-20	.800	10	19	29	24	12	3	3	0	8	48	4.0	

Player Averages

Games Played	Minutes/game	Points/game	FG Pct	3FG Pct	FT Pct	Rebounds/game	Assists/game	Turnovers/game	Assist/Turnover ratio	Steals/game	Blocks/game
12	9.8	4.0	35.1	30.0	80.0	2.4	0.3	0.3			

Wyoming Cowboys



#10 Abou Magassa
 Sophomore □ Forward □ 6-7 □ 217
 Morsang-sur-Orge, France (Saint Louis)

2025-26 Averages

PTS	REB	AST	FG%	3FG%	FT%	MIN
3.3	3.1	0.2	.569	---	.512	10.8

Notable

- Recorded a career-high 11 rebounds against Austin Peay
- Added 10 points at Sam Houston

2025-26 Game-by-Game Statistics

#10 MAGASSA, Abou

Opponent	Date	GS	MIN	Total FG-FGA	3-Pointers PCT	Free throws FT-FTA	Rebounds OFF DEF TOT	PF	A	TO	BLK	STL	PTS	AVG						
Northern St.	11/03/2025	*	18:26	2-2	1.000	0-0	0.000	3-4	7:50	4	1	8	8.0	2	0	1	2	7	7.0	
Cal St. Fullerton	11/08/2025	*	13:41	3-5	600	0-0	0.000	1-3	3:33	1	4	5	6.5	4	0	1	0	1	7.0	
Austin Peay	11/11/2025	*	21:19	3-3	1.000	0-0	0.000	0-0	0.000	2	9	11	8.0	2	1	0	1	0	6.7	
Portland	11/15/2025	*	04:39	0-0	0.000	0-0	0.000	0	0	0	6.0	4	0	0	0	0	0	0	5.0	
at Sam Houston	11/19/2025	*	17:50	4-6	.667	0-0	0.000	2-5	4.00	2	4	6	6.0	4	1	1	0	1	10.0	
Norfolk St.	11/23/2025	*	09:32	0-1	0.000	0-0	0.000	0	0	3	5.5	5	0	1	1	0	0	0	5.0	
Denver	11/26/2025	*	13:05	1-4	.250	0-0	0.000	0-2	0.000	1	2	3	5.1	1	0	1	1	1	2	
at Texas Tech	11/30/2025	*	12:57	0-1	0.000	0-0	0.000	0	0	0	4.5	2	0	0	0	0	0	0	4.0	
Dartmouth	12/06/2025	*	11:25	2-2	1.000	0-0	0.000	0	0	1	1	4.1	1	0	0	0	0	0	4.4	
South Dakota	12/09/2025	*	09:22	0-0	0.000	0-0	0.000	0	0	0	3.7	0	0	0	0	0	0	0	3.6	
vs South Dakota St.	12/15/2025	*	06:43	0-0	0.000	0-0	0.000	5-6	8.33	0	0	3.4	3	0	0	0	0	0	5.7	
Grand Canyon	12/20/2025	*	12:54	3-5	.600	0-0	0.000	3	2	5	3.5	5	1	1	0	2	9	4.2		
at Air Force	12/30/2025	*	02:53	0-0	0.000	0-0	0.000	0	0	0	3.2	1	0	0	0	1	0	0	3.8	
at New Mexico	01/03/2026	*	13:17	3-4	.750	0-0	0.000	1-3	3:33	2	2	4	3.3	3	0	1	1	0	7.1	
UNLV	01/06/2026	*	15:46	3-5	.600	0-0	0.000	2-4	5.00	2	2	4	3.3	3	0	2	0	0	8.4	
at Nevada	01/10/2026	*	17:13	0-1	0.000	0-0	0.000	1-2	5.00	2	1	3	3.3	4	1	0	0	0	1.4	
San Diego St.	01/14/2026	*	14:10	1-3	.333	0-0	0.000	3-4	.750	2	1	3	3.3	4	0	0	1	1	5.4	
at Fresno St.	01/17/2026	*	12:53	0-1	0.000	0-0	0.000	0	0	1	2	3.2	2	1	1	0	0	0	3.9	
Boise St.	01/20/2026	*	00:53	0-0	0.000	0-0	0.000	0	0	0	3.1	1	0	0	0	0	0	0	3.7	
San Jose St.	01/24/2026	*	13:19	0-3	0.000	0-0	0.000	5	3	8	3.3	4	0	1	0	0	0	0	3.6	
at Utah St.	01/28/2026	*	18:08	1-2	.500	0-0	0.000	3	2	5	3.4	3	0	0	1	0	0	0	3.5	
Colorado St.	01/31/2026	*	03:42	0-0	0.000	0-0	0.000	0	0	0	3.2	1	0	0	0	0	0	0	3.3	
at Colorado St.	02/14/2026	*	09:27	1-2	.500	0-0	0.000	2	2	3	3.2	0	0	0	0	0	0	0	2.3	
Fresno St.	02/17/2026	*	06:25	3-3	1.000	0-0	0.000	2	1	3	3.2	4	1	0	0	0	0	0	6.4	
at Grand Canyon	02/21/2026	*	15:24	2-4	.500	0-0	0.000	1-2	5.00	3	5	8	3.4	3	0	1	0	0	5.4	
at Boise St.	02/24/2026	*	03:54	0-0	0.000	0-0	0.000	0	0	0	3.3	0	0	1	0	1	0	0	3.3	
Nevada	03/03/2026	*	02:52	1-1	1.000	0-0	0.000	0	0	0	3.1	1	0	0	0	0	0	0	2.3	
Totals			11	292:09	33-58	.569	0-0	22-43	.512	36	49	85	3.1	67	5	14	7	10	88	3.3

Player Averages

Games Played	Minutes/game	Points/game	FG Pct	3FG Pct	FT Pct	Rebounds/game	Assists/game	Turnovers/game	Assist/Turnover ratio	Steals/game	Blocks/game
27	10.8	3.3	.569	0.0	.512	3.1	0.2	0.5	0.4	0.4	0.3

Season & Career Highs

Season Highs

- Points 11 vs. Austin Peay, 11/11/25
- FG Made 4 vs. Sam Houston, 11/19/25
- 3FG Made N/A
- FT Made 5 vs. South Dakota State, 12/15/25
- Rebounds 11 vs. Austin Peay, 11/11/25
- Assists 1, last at Boise State, 2/24/26
- Blocks 1 four times, last at New Mexico, 1/3/26
- Steals 2 twice, last vs. Grand Canyon, 12/20/25
- Minutes 21 vs. Austin Peay, 11/11/25

Career Highs

- Points 11 vs. Austin Peay, 11/11/25
- FG Made 5 vs. New Mexico, 1/7/25
- 3FG Made NA
- FT Made 5 twice, last vs. South Dakota State, 12/15/25
- Rebounds 11 vs. Austin Peay, 11/11/25
- Assists 1 12 times last at Boise State, 2/24/26
- Blocks 2 vs. BYU, 12/14/24
- Steals 3 vs. Texas Tech, 11/13/24
- Minutes 29 vs. Nevada, 2/25/25

Double-Figure Scoring Games

- Season 2
- Career 3

Double-Figure Rebounding Games

- Season 1
- Career 1

Twenty-Point Scoring Games

- Season 0
- Career 0

Double-Double Games

- Season 0
- Career 0

Wyoming Career Statistics

SEASON TEAM	GP-GS	MIN/AVG	Field Goals FG-FGA	3-Point 3FG-3FGA	F-Throws FT-FTA	Rebounds OFF DEF TOT	PF	A	TO	BLK	STL	PTS	AVG
2024-25 UW	31-14	47/15.3	42-58	.724	0-3	.000	15-34	44	44	72	116	3.7	56.2
2025-26 UW	27-11	292/10.8	33-58	.569	0-0	.000	22-43	36	49	85	3.1	67.2	5
TOTAL	58-25	767/13.2	75-116	.647	0-3	.000	37-77	81	93	121	201	3.5	123.4



#11 Gavin Gores
 Freshman □ Forward □ 6-10 □ 224
 Cumberland, Wisc. (Cumberland)

2025-26 Averages

PTS	REB	AST	FG%	3FG%	FT%	MIN
6.5	3.3	0.3	.586	.176	.677	17.2

Notable

- Had career-high 12 points against San Diego State
- Posted eight rebounds against San Diego State
- Has 34 dunks on the season

2025-26 Game-by-Game Statistics

#11 GORES, Gavin

Opponent	Date	GS	MIN	Total FG-FGA	3-Pointers PCT	Free throws FT-FTA	Rebounds OFF DEF TOT	PF	A	TO	BLK	STL	PTS	AVG					
Northern St.	11/03/2025	*	16:59	3-5	.600	1-2	.500	0-0	0.000	0	2	2	2.0	0	1	0	0	0	7.0
Cal St. Fullerton	11/08/2025	*	15:37	2-2	1.000	0-0	0.000	1-2	.500	2	0	2	2.0	5	2	0	0	0	5.0
Austin Peay	11/11/2025	*	14:55	4-7	.571	1-2	.500	1-2	.500	0	3	3	2.3	0	0	1	0	1	7.3
Portland	11/15/2025	*	21:39	3-10	.300	0-1	.000	3-4	.750	4	2	6	3.3	3	0	2	1	0	9.8
at Sam Houston	11/19/2025	*	17:29	3-3	1.000	0-0	0.000	1-4	.250	0	0	0	2.6	1	0	1	0	0	7.6
Norfolk St.	11/23/2025	*	11:13	1-2	.500	0-0	0.000	3-7	.429	0	3	3	2.7	0	0	1	0	0	5.7
Denver	11/26/2025	*	14:43	2-4	.500	0-1	.000	3-4	.750	1	1	2	2.6	4	0	0	1	0	7.1
at Texas Tech	12/02/2025	*	19:41	3-8	.375	0-3	.000	0-0	0.000	0	4	2	8	1	0	1	1	0	6.0
Dartmouth	12/06/2025	*	01:19	0-1	.000	0-0	0.000	0-0	0.000	0	0	0	2.4	0	0	0	0	0	6.2
South Dakota	12/09/2025	*	17:08	2-3	.667	0-0	0.000	2-2	1.000	0	1	1	2.3	2	3	0	0	0	6.2
vs South Dakota St.	12/15/2025	*	12:19	1-2	.500	0-0	0.000	0-0	0.000	2	4	6	2.5	3	0	0	0	0	2.8
Grand Canyon	12/20/2025	*	11:40	1-3	.333	0-1	.000	0-0	0.000	0	0	0	2.4	2	0	0	1	0	2.5
at Air Force	12/30/2025	*	12:08	1-2	.500	0-0	0.000	0-0	0.000	0	0	0	2.2	2	1	0	0	1	2.2
at New Mexico	01/03/2026	*	21:44	3-5	.600	1-2	.333	1-2	.500	2	4	6	2.5	2	0	1	1	0	8.5
UNLV	01/06/2026	*	12:02	3-3	1.000	0-0	0.000	2-3	.667	0	2	2	2.5	3	0	0	0	0	8.6
at Nevada	01/10/2026	*	17:49	3-3	1.000	0-0	0.000	4-7	.571	2	1	3	2.5	4	1	1	0	1	10.9
San Diego St.	01/14/2026	*	24:57	5-8	.625	0-1	.000	2-2	1.000	2	6	8	2.8	2	0	1	1	1	12.2
at Fresno St.	01/17/2026	*	25:03	3-5	.600	0-1	.000	2-2	1.000	2	5	7	3.1	1	0	2	0	0	8.6
Boise St.	01/20/2026	*	22:37	3-5	.600	0-0	0.000	2-2	1.000	2	2	4	3.1	3	1	3	0	0	8.6
San Jose St.	01/24/2026	*	25:12	4-6	.667	0-0	0.000	7-8	.875	2	4	6	3.3	2	0	0	0	0	15.9
at Utah St.	01/28/2026	*	18:13	1-2	.500	0-0	0.000	2-2	1.000	1	1	2	3.2	3	0				

Wyoming Cowboys



#13 Adam Harakow
 Junior □ Guard/Forward □ 6-7 □ 218
 Edmonton, Alberta (Lake Superior State)

2025-26 Averages

PTS	REB	AST	FG%	3FG%	FT%	MIN
6.1	2.9	0.7	.445	.359	.667	19.1

Notable

- Has played in 93 career games
- Recorded team-high 18 points off the bench against Norfolk State
- Had 3 dimes against Austin Peay, Colorado State

2025-26 Game-by-Game Statistics

#13 HARAKOW, Adam

Opponent	Date	GS	MIN	Total FG-FGA	PCT	3FG-3FGA	3FG%	FT-FTA	FT%	Rebounds OFF/DEF/TOT	PF	A	TO	BLK	STL	PTS	AVG			
Northern St.	11/03/2025	17:54	5-8	.625	1-2	.500	1-1	1.000	1	4	5	5	2	1	0	0	12	12.0		
Cal St. Fullerton	11/08/2025	13:12	1-3	.333	1-2	.500	1-2	.500	1	1	2	3	2	0	0	0	4	8.0		
Austin Peay	11/11/2025	19:50	0-3	.000	0-2	.000	2-2	1.000	0	3	3	3	2	3	0	0	1	2	6.0	
Portland	11/15/2025	09:44	2-2	1.000	1-1	1.000	0-0	.000	1	0	1	2	8	0	0	0	5	5.8		
at Sam Houston	11/19/2025	07:06	0-0	.000	0-0	.000	0-0	.000	0	0	0	2	2	0	1	0	0	4.6		
Norfolk St.	11/23/2025	25:41	6-14	.429	2-5	.400	4-6	.667	3	2	5	2	7	2	0	0	1	18	6.8	
Denver	11/26/2025	17:53	3-5	.600	3-4	.750	0-0	.000	1	2	3	2	7	2	0	0	0	9	7.1	
at Texas Tech	11/30/2025	13:50	1-1	1.000	0-0	.000	0-0	.000	0	2	2	2	6	2	1	0	0	1	2	6.5
Dartmouth	12/06/2025	22:26	6-9	.667	3-6	.500	1-4	.250	1	3	4	2	8	2	1	0	0	1	16	7.6
South Dakota	12/09/2025	17:43	4-6	.667	3-2	.500	1-1	1.000	1	1	2	2	7	2	1	1	0	2	10	7.8
vs South Dakota St.	12/15/2025	15:36	1-5	.200	0-3	.000	0-0	.000	0	1	1	2	5	1	0	0	0	2	7.3	
Grand Canyon	12/20/2025	16:18	1-4	.250	0-3	.000	0-0	.000	0	2	2	2	5	0	1	1	1	2	6.8	
at Air Force	12/30/2025	23:11	3-7	.429	1-4	.250	6-6	1.000	0	3	3	2	5	3	1	2	0	2	13	7.3
at New Mexico	01/03/2026	* 32:03	2-4	.500	2-4	.500	0-0	.000	1	0	1	2	4	3	1	1	0	1	6	7.2
UNLV	01/06/2026	* 20:16	2-3	.667	1-2	.500	0-0	.000	4	1	5	2	6	5	2	1	1	0	5	7.1
at Nevada	01/09/2026	* 33:29	1-4	.250	0-2	.000	0-0	.000	0	2	2	2	6	4	1	0	1	0	2	6.8
San Diego St.	01/14/2026	14:17	0-3	.000	0-2	.000	1-2	.500	1	0	1	2	5	1	0	1	0	0	1	6.4
at Fresno St.	01/17/2026	* 21:04	1-5	.200	0-3	.000	3-3	1.000	0	4	4	2	6	5	1	0	0	0	5	6.3
Boise St.	01/20/2026	17:39	3-5	.600	1-3	.333	0-1	.000	0	0	0	2	4	1	0	0	0	0	7	6.4
San Jose St.	01/24/2026	* 30:24	2-4	.500	1-3	.333	2-2	1.000	0	7	7	2	7	1	0	2	2	0	7	6.4
at Utah St.	01/28/2026	13:31	1-4	.250	0-3	.000	0-3	.000	0	0	0	2	5	3	0	0	0	1	2	6.2
Colorado St.	01/31/2026	* 26:36	2-3	.667	2-3	.667	3-4	.750	1	4	5	2	6	3	2	1	0	0	9	6.3
at San Diego St.	02/03/2026	* 28:07	1-6	.167	1-4	.250	3-4	.750	4	1	5	2	7	4	1	1	0	0	6	6.3
Utah St.	02/07/2026	22:08	3-5	.600	1-1	1.000	0-0	.000	2	2	4	2	8	3	2	0	1	0	7	6.3
at Colorado St.	02/14/2026	17:07	2-8	.250	2-5	.400	0-0	.000	1	0	1	2	7	4	0	0	0	1	6	6.3
Fresno St.	02/17/2026	17:06	1-2	.500	0-0	.000	0-0	.000	1	4	5	2	8	2	1	1	0	0	2	6.2
at Grand Canyon	02/21/2026	12:41	2-4	.500	2-3	.667	1-2	.500	3	0	3	2	8	0	1	0	0	0	7	6.2
at Boise St.	02/24/2026	08:39	0-2	.000	0-1	.000	0-0	.000	0	0	0	2	7	3	0	1	0	0	0	6.0
Air Force	02/28/2026	22:03	5-6	.833	2-3	.667	2-3	.667	3	2	5	2	8	1	0	0	0	1	14	6.2
Nevada	03/03/2026	17:00	0-2	.000	0-2	.000	1-2	.500	0	6	6	2	9	2	0	2	0	0	1	6.1
Totals		7	572:42	61-137	.445	28-78	.359	32-48	.667	30	57	87	2.9	67	21	19	7	16	182	6.1

Player Averages

Games Played	Minutes/game	Points/game	FG Pct	3FG Pct	FT Pct	Rebounds/game	Assists/game	Turnovers/game	Assist/Turnover ratio	Steals/game	Blocks/game
30	19.1	6.1	44.5	35.9	66.7	2.9	0.7	0.6	1.1	0.5	0.2

Season Highs

- Points 18 vs. Norfolk State, 11/23/25
- FG Made 6 twice, last vs. Dartmouth, 12/6/25
- 3FG Made 3 twice, last vs. Dartmouth, 12/6/25
- FT Made 6 at Air Force, 12/30/25
- Rebounds 7 vs. San José State, 1/24/26
- Assists 3 twice, last vs. Colorado State, 1/31/26
- Blocks 2 vs. San José State, 1/24/26
- Steals 2 twice, last at Air Force, 12/30/25
- Minutes 32 at New Mexico, 1/3/26

Career Highs

- Points 31 vs. Michigan Tech, 03/16/25
- FG Made 11 vs. Michigan Tech, 03/16/25
- 3FG Made 4 vs. Michigan Tech, 03/16/25
- FT Made 9 vs. Northern Michigan, 03/09/25
- Rebounds 12 vs. Kuyper, 12/22/24
- Assists 10 vs. Algoma, 12/14/23
- Blocks 2, twice, last vs. San José State, 1/24/26
- Steals 4 vs. Kuyper, 12/22/24
- Minutes 32 at New Mexico, 1/3/26

Double-Figure Scoring Games

- Season 6
- Career 36

Double-Figure Rebounding Games

- Season 0
- Career 2

Twenty-Point Scoring Games

- Season 0
- Career 1

Double-Double Games

- Season 0
- Career 3

Wyoming Career Statistics

SEASON	TEAM	GP-GS	MIN	AVG	Field Goals FG-FGA	FG%	3FG-3FGA	3FG%	F-Throws FT-FTA	FT%	Rebounds OFF/DEF/TOT	PF	FO	A	TO	BLK	STL	PTS	AVG	
2023-24	LSSU	26-0	254/9.8	33-70	.471	7-31	.226	30-42	.714	15	24	39	1.5	32-1	25	12	3	7	103	4.0
2024-25	LSSU	37-5	701/19.0	131-280	.468	37-93	.398	139-182	.764	61	102	163	4.4	88-3	36	52	11	35	438	11.8
2025-26	UW	30-7	573/19.1	61-137	.445	28-78	.359	32-48	.667	30	57	87	2.9	67-2	21	19	7	16	182	6.1
TOTAL FOR UW		30-7	573/19.1	61-137	.445	28-78	.359	32-48	.667	30	57	87	2.9	67-2	21	19	7	16	182	6.1
TOTAL		93-12	1528/16.4	225-487	.462	72-202	.356	201-272	.739	106	183	289	3.1	187-6	82	83	21	58	723	7.8



#14 Garrett Spielman
 R Freshman □ Guard/Forward □ 6-7 □ 206
 Sheridan, Wyo. (Sheridan HS)

2025-26 Averages

PTS	REB	AST	FG%	3FG%	FT%	MIN
1.0	0.5	0.1	.500	.667	---	2.3

Notable

- Recorded first career points on a dunk against Portland
- Joined the program as a walk-on.
- Made his Cowboy debut against Northern State

2025-26 Game-by-Game Statistics

#14 SPIELMAN, Garrett

Opponent	Date	GS	MIN	Total FG-FGA	PCT	3FG-3FGA	3FG%	FT-FTA	FT%	Rebounds OFF/DEF/TOT	PF	A	TO	BLK	STL	PTS	AVG		
Northern St.	11/03/2025	01:38	0-0	.000	0-0	.000	0-0	.000	0	0	0	0	0	0	0	0	0	0.0	
Portland	11/15/2025	02:23	1-1	1.000	0-0	.000	0-0	.000	1	0	1	0	5	0	0	0	2	1.0	
Denver	11/26/2025	02:50	1-1	1.000	1-1	1.000	0-0	.000	0	0	0	0	3	0	1	0	1	3	1.7
South Dakota	12/09/2025	03:03	1-1	1.000	1-1	1.000	0-0	.000	0	0	0	0	3	0	1	0	0	3	2.0
UNLV	01/06/2026	03:12	0-1	.000	0-0	.000	0-0	.000	1	1	2	0	6	2	0	0	0	0	1.6
Boise St.	01/20/2026	00:37	0-0	.000	0-0	.000	0-0	.000	0	0	0	0	5	0	0	0	0	0	1.3
San Jose St.	01/24/2026	02:14	0-2	.000	0-1	.000	0-0	.000	0	0	0	0	4	0	0	0	0	0	1.1
at Utah St.	01/28/2026	02:40	0-0	.000	0-0	.000	0-0	.000	1	0	1	0	5	1	0	0	0	0	1.0
Totals		0	18:36	3-6	.500	2-3	.667	0-0	.000	3	1	4	0.5	3	1	0	2	8	1.0

Player Averages

Games Played	Minutes/game	Points/game	FG Pct	3FG Pct	FT Pct	Rebounds/game	Assists/game	Turnovers/game	Assist/Turnover ratio	Steals/game	Blocks/game
8	2.3	1.0	50.0	66.7	0.0	0.5	0.1	0.1	1.0	0.3	0.0

Season & Career Highs

Season Highs

- Points 3 twice, last vs. South Dakota, 12/9/25
- FG Made 1 three times, last vs. South Dakota, 12/9/25
- 3FG Made 1 twice, last vs. South Dakota, 12/9/25
- FT Made N/A
- Rebounds 2 vs. UNLV, 1/6/26
- Assists 1 vs. South Dakota, 12/9/25
- Blocks N/A
- Steals N/A
- Minutes 3 vs. South Dakota, 12/9/25

Wyoming Cowboys



#32 Talan Taylor

Freshman Guard 6-4 158
Idaho Falls, Idaho (Hillcrest)

2025-26 Averages

PTS	REB	AST	FG%	3FG%	FT%	MIN
1.0	0.7	0.3	.500	.500	---	2.8

Notable

- Joined the program as a walk-on
- He hit his first three of his career against Denver

2025-26 Game-by-Game Statistics

#32 TAYLOR, Talan

Opponent	Date	GS	MIN	Total		3-Pointers		Free throws		Rebounds		PF	A	TO	BLK	STL	PTS	AVG	
				FG-FGA	PCT	3FG-3FGA	PCT	FT-FTA	PCT	OFF	DEF								TOT
Denver	11/26/2025		02:50	1-1	1.000	1-1	1.000	0-0	.000	0	1	1	1.0	0	1	0	0	3	3.0
South Dakota	12/09/2025		02:20	0-0	.000	0-0	.000	0-0	.000	0	0	0	0.5	0	0	0	0	0	1.5
UNLV	01/06/2026		03:12	0-1	.000	0-1	.000	0-0	.000	0	1	1	0.7	0	0	0	0	1.0	
Totals			08:22	1-2	.500	1-2	.500	0-0	.000	0	2	2	0.7	0	1	0	0	3	1.0

Player Averages

Games Played	Minutes/game	Points/game	FG Pct	3FG Pct	FT Pct	Rebounds/game	Assists/game	Turnovers/game	Assist/Turnover ratio	Steals/game	Blocks/game
3	2.8	1.0	50.0	50.0	0.0	0.7	0.3	0.0	1.0	0.0	0.0



#35 Simm-Marten Saadi

Freshman Forward 6-9 242
Tallinn, Estonia (Sunrise Christian)

2025-26 Averages

PTS	REB	AST	FG%	3FG%	FT%	MIN
3.1	1.1	0.3	.337	.306	1.000	8.9

Notable

- Scored career-high 13 points against Grand Canyon
- Had career-high eight points against Portland and Dartmouth
- Posted career-high four rebounds against Norfolk State, GCU

2025-26 Game-by-Game Statistics

#35 SAADI, Simm

Opponent	Date	GS	MIN	Total		3-Pointers		Free throws		Rebounds		PF	A	TO	BLK	STL	PTS	AVG	
				FG-FGA	PCT	3FG-3FGA	PCT	FT-FTA	PCT	OFF	DEF								TOT
Northern St.	11/03/2025		04:35	0-1	.000	0-1	.000	0-0	.000	0	1	1	1.0	3	0	0	0	0.0	
Cal St. Fullerton	11/08/2025		07:57	1-7	.143	1-6	.167	2-2	1.000	0	1	1	1.0	3	1	0	0	5.25	
Austin Peay	11/11/2025		03:26	1-3	.333	0-1	.000	0-0	.000	1	0	1	1.0	0	0	0	0	2.23	
Portland	11/15/2025		10:31	3-7	.429	2-6	.333	0-0	.000	0	2	2	1.3	2	1	1	0	8.38	
at Sam Houston	11/19/2025		04:41	1-3	.333	1-2	.500	0-0	.000	0	0	0	1.0	1	0	1	0	3.36	
Norfolk St.	11/23/2025		16:00	1-2	.500	0-0	.000	0-0	.000	1	3	4	1.5	1	0	0	0	2.33	
Denver	11/26/2025		04:56	0-2	.000	0-1	.000	0-0	.000	0	0	0	1.3	2	0	1	0	2.9	
at Texas Tech	11/30/2025		07:22	0-2	.000	0-2	.000	3-3	1.000	0	0	0	1.1	2	0	0	0	3.29	
Dartmouth	12/06/2025	*	11:27	3-5	.600	2-4	.500	0-0	.000	0	0	0	1.0	2	1	0	1	8.34	
South Dakota	12/09/2025		03:03	1-2	.500	1-2	.500	0-0	.000	0	1	1	1.0	0	1	0	0	3.34	
vs South Dakota St.	12/15/2025		10:53	2-6	.333	2-5	.400	0-0	.000	0	1	1	1.0	2	0	0	1	6.36	
Grand Canyon	12/20/2025		02:11	0-1	.000	0-1	.000	0-0	.000	0	0	0	0.9	2	0	0	0	3.33	
at Air Force	12/30/2025		06:11	0-3	.000	0-2	.000	0-0	.000	0	0	0	0.8	2	0	0	0	3.11	
at New Mexico	01/03/2026		04:59	1-1	1.000	1-1	1.000	0-0	.000	0	0	0	0.8	2	1	0	0	3.11	
UNLV	01/06/2026		10:27	1-4	.250	1-3	.333	0-0	.000	0	2	2	0.9	0	0	1	0	3.11	
at Nevada	01/10/2026		03:06	0-0	.000	0-0	.000	0-0	.000	0	0	0	0.8	1	0	0	0	2.9	
at Fresno St.	01/17/2026		02:04	0-0	.000	0-0	.000	0-0	.000	1	0	1	0.8	1	0	0	0	2.7	
Boise St.	01/20/2026	*	20:47	1-2	.500	1-2	.500	0-0	.000	0	1	1	0.8	2	0	1	1	3.27	
San Jose St.	01/24/2026		03:11	0-0	.000	0-0	.000	0-0	.000	0	0	0	0.8	0	0	2	0	2.6	
at Utah St.	01/28/2026		08:22	1-2	.500	1-2	.500	0-0	.000	1	0	1	0.8	0	0	0	1	3.26	
Colorado St.	01/31/2026		06:21	0-3	.000	0-2	.000	0-0	.000	0	1	1	0.8	0	0	0	1	2.5	
at San Diego St.	02/03/2026		12:25	1-2	.500	1-2	.500	0-0	.000	0	2	2	0.9	3	0	0	0	3.25	
Utah St.	02/07/2026		14:51	2-5	.400	1-4	.250	0-0	.000	1	0	1	0.9	0	1	0	1	5.26	
at Colorado St.	02/14/2026	*	12:45	1-3	.333	1-2	.500	0-0	.000	0	1	1	0.9	2	0	1	0	3.26	
Fresno St.	02/17/2026		09:20	0-2	.000	0-2	.000	0-0	.000	0	1	1	0.9	2	0	0	1	2.5	
at Grand Canyon	02/21/2026		15:22	5-9	.556	3-7	.429	0-0	.000	1	3	4	1.0	3	1	3	0	13.29	
at Boise St.	02/24/2026		19:20	2-6	.333	2-5	.400	0-0	.000	2	1	3	1.1	2	0	1	1	6.30	
Air Force	02/28/2026		13:18	4-9	.444	1-4	.250	0-0	.000	1	2	3	1.1	4	0	1	0	9.33	
Nevada	03/03/2026		07:27	0-3	.000	0-3	.000	0-0	.000	0	0	0	1.1	0	2	1	0	3.1	
Totals			3:25:19	32-95	.337	22-72	.306	5-5	1.000	9	23	32	1.1	44	9	16	5	6	9.1

Player Averages

Games Played	Minutes/game	Points/game	FG Pct	3FG Pct	FT Pct	Rebounds/game	Assists/game	Turnovers/game	Assist/Turnover ratio	Steals/game	Blocks/game
29	8.9	3.1	33.7	30.6	100.0	1.1	0.3	0.6	0.6	0.2	0.2

Season & Career Highs

Season Highs

Points	3 vs. Denver, 11/26/25
FG Made	1 vs. Denver, 11/26/25
3FG Made	1 vs. Denver, 11/26/25
FT Made	N/A
Rebounds	1 vs. UNLV, 1/6/26
Assists	1 vs. Denver, 11/26/25
Blocks	N/A
Steals	N/A
Minutes	3 vs. UNLV, 1/6/26

Career Highs

Points	3 vs. Denver, 11/26/25
FG Made	1 vs. Denver, 11/26/25
3FG Made	1 vs. Denver, 11/26/25
FT Made	N/A
Rebounds	1 vs. UNLV, 1/6/26
Assists	1 vs. Denver, 11/26/25
Blocks	N/A
Steals	N/A
Minutes	3 vs. UNLV, 1/6/26

Double-Figure Scoring Games

Season	0
Career	0

Double-Figure Rebounding Games

Season	0
Career	0

Twenty-Point Scoring Games

Season	0
Career	0

Double-Double Games

Season	0
Career	0

Wyoming Career Statistics

SEASON TEAM	GP-GS	MIN	Field Goals		3-Point		F-Throws		Rebounds		F-FO		A	TO	BLK	STL	PTS	AVG	
			FG-FGA	FG%	3FG-3FGA	3FG%	FT-FTA	FT%	OFF	DEF	TOT	AVG							
2025-26 UW	3-0	8/2.8	1-2	.500	1-2	.500	0-0	.000	0	2	2	0.7	0-0	1	0	0	0	3	1.0
TOTAL	3-0	8/2.8	1-2	.500	1-2	.500	0-0	.000	0	2	2	0.7	0-0	1	0	0	0	3	1.0

Season & Career Highs

Season Highs

Points	13 at Grand Canyon, 2/21/26
FG Made	5 at Grand Canyon, 2/21/26
3FG Made	3 at Grand Canyon, 2/21/26
FT Made	3 vs. Tech Tech, 11/30/25
Rebounds	4 twice, last at Grand Canyon, 2/21/26
Assists	2 vs. Nevada, 3/3/26
Blocks	1 last at Boise State, 2/24/26
Steals	2 at Boise State, 2/24/26
Minutes	21 vs. Boise State, 1/20/26

Career Highs

Points	13 at Grand Canyon, 2/21/26
FG Made	5 at Grand Canyon, 2/21/26
3FG Made	3 at Grand Canyon, 2/21/26
FT Made	3 vs. Tech Tech, 11/30/25
Rebounds	4 twice, last at Grand Canyon, 2/21/26
Assists	2 vs. Nevada, 3/3/26
Blocks	1 last at Boise State, 2/24/26
Steals	2 at Boise State, 2/24/26
Minutes	21 vs. Boise State, 1/20/26

Double-Figure Scoring Games

Season	1
Career	1

Double-Figure Rebounding Games

Season	0
Career	0

Twenty-Point Scoring Games

Season	0
Career	0

Double-Double Games

Season	0
Career	0

Wyoming Career Statistics

SEASON TEAM	GP-GS	MIN	Field Goals		3-Point		F-Throws		Rebounds		F-FO		A	TO	BLK	STL	PTS	AVG
			FG-FGA	FG%	3FG-3FGA	3FG%	FT-FTA	FT%	OFF	DEF	TOT	AVG						
2025-26 UW	29-3	257/8.9	32-95</															

Wyoming Cowboys



#45 Neil Summers
 Freshman Forward 6-9 290
 Laramie, Wyo. (Laramie)

2025-26 Averages

PTS	REB	AST	FG%	3FG%	FT%	MIN
0.0	0.0	0.0	---	---	---	---

Notable

- Gatorade Player of the Year in Wyoming
- Scored over 1,400 career points at Laramie High School
- Recorded a state 4A record 990 rebounds in high school

2025-26 Game-by-Game Statistics

Season & Career Highs

Season Highs

- Points
- FG Made
- 3FG Made
- FT Made
- Rebounds
- Assists
- Blocks
- Steals
- Minutes

Career Highs

- Points
- FG Made
- 3FG Made
- FT Made
- Rebounds
- Assists
- Blocks
- Steals
- Minutes

Double-Figure Scoring Games

Season	0
Career	0

Double-Figure Rebounding Games

Season	0
Career	0

Twenty-Point Scoring Games

Season	0
Career	0

Double-Double Games

Season	0
Career	0

Wyoming Career Statistics

Wyoming Cowboys



2025-26 Wyoming Men's Basketball Combined Team Statistics All games

Page 1/1
as of Mar 04, 2026

Game Records

Record	Overall	Home	Away	Neutral
ALL GAMES	17-13	14-4	2-9	1-0
CONFERENCE	8-11	6-4	2-7	0-0
NON-CONFERENCE	9-2	8-0	0-2	1-0

Score by Periods

Team	1st	2nd	OT	TOT
Wyoming	1057	1252	0	2309
Opponents	1001	1183	0	2184

Team Box Score

No.	Player	Overall			Total			3-Point		F-Throw		Rebounds				Other						
		GP-GS	MIN	AVG	FG-FGA	FG%	3FG-3FGA	3FG%	FT-FTA	FT%	OFF	DEF	TOT	AVG	PF	DQ	A	TO	BLK	STL	PTS	AVG
5	WALKER, Leland	30-29	841:10	28.0	140-329	.426	32-107	.299	104-125	.832	23	62	85	2.8	63	1	105	72	7	26	416	13.9
2	MEYER, Nasir	28-20	760:31	27.2	128-266	.481	45-123	.366	61-80	.763	26	105	131	4.7	54	0	64	50	2	25	362	12.9
1	DENNIS, Damarion	29-16	660:31	22.8	114-218	.523	29-90	.322	56-65	.862	25	55	80	2.8	46	0	36	15	6	24	313	10.8
3	BENNETT, Khaden	30-29	850:12	28.3	97-233	.416	45-119	.378	78-95	.821	48	104	152	5.1	81	3	87	38	3	44	317	10.6
11	GORES, Gavin	25-7	429:03	17.2	58-99	.586	3-17	.176	44-65	.677	28	55	83	3.3	55	1	9	26	10	9	163	6.5
0	ROJAS, Uriyah	30-2	500:43	16.7	67-171	.392	27-90	.300	29-38	.763	11	44	55	1.8	28	0	55	19	1	12	190	6.3
13	HARAKOW, Adam	30-7	572:42	19.1	61-137	.445	28-78	.359	32-48	.667	30	57	87	2.9	67	2	21	19	7	16	182	6.1
7	BELIC, Matija	13-12	221:12	17.0	26-56	.464	4-19	.211	15-27	.556	24	34	58	4.5	41	3	11	25	6	8	71	5.5
9	HARRIS, Jared	12-0	117:55	9.8	13-37	.351	6-20	.300	16-20	.800	10	19	29	2.4	12	0	3	3	0	8	48	4.0
10	MAGASSA, Abou	27-11	292:09	10.8	33-58	.569	0-0	.000	22-43	.512	36	49	85	3.1	67	2	5	14	7	10	88	3.3
35	SAADI, Simm	29-3	257:19	8.9	32-95	.337	22-72	.306	5-5	1.000	9	23	32	1.1	44	0	9	16	5	6	91	3.1
8	SAXON, Kiani	30-14	469:35	15.7	21-47	.447	6-15	.400	9-27	.333	29	58	87	2.9	68	0	14	18	19	11	57	1.9
14	SPIELMAN, Garrett	8-0	18:36	2.3	3-6	.500	2-3	.667	0-0	.000	3	1	4	0.5	3	0	1	1	0	2	8	1.0
32	TAYLOR, Talan	3-0	08:22	2.8	1-2	.500	1-2	.500	0-0	.000	0	2	2	0.7	0	0	1	0	0	0	3	1.0
Team											50	44	94				20					
Total		30	6000		794-1754	.453	250-755	.331	471-638	.738	352	712	1064	35.5	629	12	421	336	73	201	2309	77.0
Opponents		30	6000		729-1592	.458	197-601	.328	529-749	.706	261	678	939	31.3	557	12	334	344	98	172	2184	72.8

Team Statistics

	UW	OPP
Scoring	2309	2184
Points per game	77.0	72.8
Scoring margin	+4.2	-
Field goals-att	794-1754	729-1592
Field goal pct	.453	.458
3 point fg-att	250-755	197-601
3-point FG pct	.331	.328
3-pt FG made per game	8.3	6.6
Free throws-att	471-638	529-749
Free throw pct	.738	.706
F-Throws made per game	15.7	17.6
Rebounds	1064	939
Rebounds per game	35.5	31.3
Rebounding margin	+4.2	-
Assists	421	334
Assists per game	14.0	11.1
Turnovers	336	344
Turnovers per game	11.2	11.5
Turnover margin	+0.3	-
Assist/turnover ratio	1.3	1.0
Steals	201	172
Steals per game	6.7	5.7
Blocks	73	98
Blocks per game	2.4	3.3
Winning streak	2	-
Home win streak	3	-
Attendance	67483	88049
Home games-Avg/Game	18-3749	11-8004
Neutral site-Avg/Game	-	1-1477

Team Results

Date	Opponent		Score	Att.
11/03/2025	Northern St.	W	99-75	3098
11/08/2025	Cal St. Fullerton	W	92-82	3211
11/11/2025	Austin Peay	W	79-65	3249
11/15/2025	Portland	W	93-56	3428
11/19/2025	at Sam Houston	L	70-78	1551
11/23/2025	Norfolk St.	W	75-67	3245
11/26/2025	Denver	W	101-59	3180
11/30/2025	at Texas Tech	L	72-76	10018
12/06/2025	Dartmouth	W	93-80	3422
12/09/2025	South Dakota	W	106-79	3643
12/15/2025	vs South Dakota St.	W	87-72	1477
12/20/2025	Grand Canyon	L	70-82	3853
12/30/2025	at Air Force	W	68-56	1835
01/03/2026	at New Mexico	L	58-78	13763
01/06/2026	UNLV	W	98-66	2942
01/10/2026	at Nevada	L	83-92	8906
01/14/2026	San Diego St.	L	57-74	4556
01/17/2026	at Fresno St.	L	60-63	7211
01/20/2026	Boise St.	L	65-81	3789
01/24/2026	San Jose St.	W	66-62	4125
01/28/2026	at Utah St.	L	62-94	10270
01/31/2026	Colorado St.	W	68-57	6384
02/03/2026	at San Diego St.	L	63-72	11614
02/07/2026	Utah St.	L	83-85	3703
02/14/2026	at Colorado St.	L	68-79	6528
02/17/2026	Fresno St.	W	92-82	3755
02/21/2026	at Grand Canyon	W	70-65	7315
02/24/2026	at Boise St.	L	62-72	9038
02/28/2026	Air Force	W	66-62	4422
03/03/2026	Nevada	W	83-73	3478

Wyoming Cowboys



2025-26 Wyoming Men's Basketball Season/Career Statistics All games

Page 1/1
as of Mar 04, 2026

Summary

Player	Season Statistics										Career Statistics									
	GP-GS	MIN/G	FG%	3FG%	FT%	R/G	A/G	STL	BLK	PTS/G	GP-GS	MIN/G	FG%	3FG%	FT%	R/G	A/G	STL	BLK	PTS/G
BELIC, Matija	13-12	17.0	.464	.211	.556	4.5	0.8	8	6	5.5	87-37	15.4	.436	.235	.564	2.5	0.7	29	27	3.9
BENNETT, Khaden	30-29	28.3	.416	.378	.821	5.1	2.9	44	3	10.6	79-49	22.4	.398	.339	.781	4.1	1.8	93	16	8.6
DENNIS, Damarion	29-16	22.8	.523	.322	.862	2.8	1.2	24	6	10.8	63-25	20.1	.505	.352	.838	2.3	1.3	51	20	8.6
GORES, Gavin	25-7	17.2	.586	.176	.677	3.3	0.4	9	10	6.5	25-7	17.2	.586	.176	.677	3.3	0.4	9	10	6.5
HARAKOW, Adam	30-7	19.1	.445	.359	.667	2.9	0.7	16	7	6.1	93-12	16.4	.462	.356	.739	3.1	0.9	58	21	7.8
HARRIS, Jared	12-0	9.8	.351	.300	.800	2.4	0.3	8	0	4.0	28-0	6.0	.381	.318	.800	1.2	0.1	10	0	2.0
MAGASSA, Abou	27-11	10.8	.569	.000	.512	3.1	0.2	10	7	3.3	58-25	13.2	.647	.000	.481	3.5	0.2	19	19	3.2
MEYER, Nasir	28-20	27.2	.481	.366	.763	4.7	2.3	25	2	12.9	28-20	27.2	.481	.366	.763	4.7	2.3	25	2	12.9
ROJAS, Uriyah	30-2	16.7	.392	.300	.763	1.8	1.8	12	1	6.3	30-2	16.7	.392	.300	.763	1.8	1.8	12	1	6.3
SAADI, Simm	29-3	8.9	.337	.306	1.000	1.1	0.3	6	5	3.1	29-3	8.9	.337	.306	1.000	1.1	0.3	6	5	3.1
SAXON, Kiani	30-14	15.7	.447	.400	.333	2.9	0.5	11	19	1.9	91-75	21.1	.529	.290	.587	3.6	0.9	46	89	5.5
SPIELMAN, Garrett	8-0	2.3	.500	.667	.000	0.5	0.1	2	0	1.0	8-0	2.3	.500	.667	.000	0.5	0.1	2	0	1.0
TAYLOR, Talan	3-0	2.8	.500	.500	.000	0.7	0.3	0	0	1.0	3-0	2.8	.500	.500	.000	0.7	0.3	0	0	1.0
WALKER, Leland	30-29	28.0	.426	.299	.832	2.8	3.5	26	7	13.9	131-94	26.3	.407	.315	.810	2.6	3.7	125	18	11.8

Scoring

Player	Season Statistics								Career Statistics							
	FG-FGA	FG%	3FG-3FGA	3FG%	FT-FTA	FT%	PTS	PTS/G	FG-FGA	FG%	3FG-3FGA	3FG%	FT-FTA	FT%	PTS	PTS/G
BELIC, Matija	26-56	.464	4-19	.211	15-27	.556	71	5.5	129-296	.436	27-115	.235	57-101	.564	342	3.9
BENNETT, Khaden	97-233	.416	45-119	.378	78-95	.821	317	10.6	210-527	.398	85-251	.339	175-224	.781	680	8.6
DENNIS, Damarion	114-218	.523	29-90	.322	56-65	.862	313	10.8	200-396	.505	58-165	.352	83-99	.838	541	8.6
GORES, Gavin	58-99	.586	3-17	.176	44-65	.677	163	6.5	58-99	.586	3-17	.176	44-65	.677	163	6.5
HARAKOW, Adam	61-137	.445	28-78	.359	32-48	.667	182	6.1	225-487	.462	72-202	.356	201-272	.739	723	7.8
HARRIS, Jared	13-37	.351	6-20	.300	16-20	.800	48	4.0	16-42	.381	7-22	.318	16-20	.800	55	2.0
MAGASSA, Abou	33-58	.569	0-0	.000	22-43	.512	88	3.3	75-116	.647	0-3	.000	37-77	.481	187	3.2
MEYER, Nasir	128-266	.481	45-123	.366	61-80	.763	362	12.9	128-266	.481	45-123	.366	61-80	.763	362	12.9
ROJAS, Uriyah	67-171	.392	27-90	.300	29-38	.763	190	6.3	67-171	.392	27-90	.300	29-38	.763	190	6.3
SAADI, Simm	32-95	.337	22-72	.306	5-5	1.000	91	3.1	32-95	.337	22-72	.306	5-5	1.000	91	3.1
SAXON, Kiani	21-47	.447	6-15	.400	9-27	.333	57	1.9	189-357	.529	29-100	.290	91-155	.587	498	5.5
SPIELMAN, Garrett	3-6	.500	2-3	.667	0-0	.000	8	1.0	3-6	.500	2-3	.667	0-0	.000	8	1.0
TAYLOR, Talan	1-2	.500	1-2	.500	0-0	.000	3	1.0	1-2	.500	1-2	.500	0-0	.000	3	1.0
WALKER, Leland	140-329	.426	32-107	.299	104-125	.832	416	13.9	532-1307	.407	131-416	.315	346-427	.810	1541	11.8

Totals

Player	Season Statistics									Career Statistics						
	O-REB	D-REB	TOTAL	PF	FO	A	TO	A/TO	O-REB	D-REB	TOTAL	PF	FO	A	TO	A/TO
BELIC, Matija	24	34	58	41	3	11	25	0.4	81	133	214	173	5	61	74	0.8
BENNETT, Khaden	48	104	152	81	3	87	38	2.3	90	235	325	177	8	141	95	1.5
DENNIS, Damarion	25	55	80	46	0	36	15	2.4	52	91	143	94	0	80	33	2.4
GORES, Gavin	28	55	83	55	1	9	26	0.3	28	55	83	55	1	9	26	0.3
HARAKOW, Adam	30	57	87	67	2	21	19	1.1	106	183	289	187	6	82	83	1.0
HARRIS, Jared	10	19	29	12	0	3	3	1.0	12	22	34	16	0	4	9	0.4
MAGASSA, Abou	36	49	85	67	2	5	14	0.4	80	121	201	123	4	11	31	0.4
MEYER, Nasir	26	105	131	54	0	64	50	1.3	26	105	131	54	0	64	50	1.3
ROJAS, Uriyah	11	44	55	28	0	55	19	2.9	11	44	55	28	0	55	19	2.9
SAADI, Simm	9	23	32	44	0	9	16	0.6	9	23	32	44	0	9	16	0.6
SAXON, Kiani	29	58	87	68	0	14	18	0.8	102	222	324	246	7	81	101	0.8
SPIELMAN, Garrett	3	1	4	3	0	1	1	1.0	3	1	4	3	0	1	1	1.0
TAYLOR, Talan	0	2	2	0	0	1	0	0.0	0	2	2	0	0	1	0	0.0
WALKER, Leland	23	62	85	63	1	105	72	1.5	69	271	340	267	4	480	316	1.5

Wyoming Cowboys



2025-26 Wyoming Men's Basketball Combined Team Statistics In Conference games

Page 1/1
as of Mar 04, 2026

Game Records

Record	Overall	Home	Away	Neutral
ALL GAMES	8-11	6-4	2-7	0-0
CONFERENCE	8-11	6-4	2-7	0-0
NON-CONFERENCE	0-0	0-0	0-0	0-0

Score by Periods

Team	1st	2nd	OT	TOT
Wyoming	619	723	0	1342
Opponents	631	764	0	1395

Team Box Score

No.	Player				Total		3-Point		F-Throw		Rebounds											
		GP-GS	MIN	AVG	FG-FGA	FG%	3FG-3FGA	3FG%	FT-FTA	FT%	OFF	DEF	TOT	AVG	PF	DQ	A	TO	BLK	STL	PTS	AVG
5	WALKER, Leland	19-19	555:57	29.3	84-212	.396	24-81	.296	70-81	.864	13	32	45	2.4	42	1	60	46	5	14	262	13.8
2	MEYER, Nasir	17-17	505:26	29.7	74-165	.448	26-81	.321	40-52	.769	17	61	78	4.6	35	0	38	32	1	20	214	12.6
1	DENNIS, Damarion	18-7	440:39	24.5	78-155	.503	21-65	.323	34-38	.895	18	35	53	2.9	29	0	20	10	5	12	211	11.7
3	BENNETT, Khaden	19-19	569:16	30.0	60-149	.403	33-82	.402	49-61	.803	26	70	96	5.1	53	2	55	23	3	27	202	10.6
11	GORES, Gavin	14-7	266:21	19.0	34-52	.654	1-8	.125	30-40	.750	19	35	54	3.9	36	0	4	19	7	4	99	7.1
13	HARAKOW, Adam	19-7	391:48	20.6	32-81	.395	16-51	.314	22-32	.688	21	38	59	3.1	48	2	14	16	7	7	102	5.4
0	ROJAS, Uriyah	19-1	325:13	17.1	31-100	.310	13-58	.224	26-32	.813	7	27	34	1.8	19	0	35	13	1	8	101	5.3
9	HARRIS, Jared	2-0	20:49	10.4	1-7	.143	1-5	.200	3-3	1.000	4	3	7	3.5	1	0	1	0	0	1	6	3.0
10	MAGASSA, Abou	16-3	162:10	10.1	18-34	.529	0-0	.000	11-23	.478	26	22	48	3.0	39	1	3	10	3	5	47	2.9
35	SAADI, Simm	18-2	172:28	9.6	19-55	.345	13-42	.310	0-0	.000	7	14	21	1.2	26	0	5	11	4	5	51	2.8
7	BELIC, Matija	2-2	40:31	20.3	2-9	.222	0-5	.000	1-2	.500	4	7	11	5.5	7	1	1	4	1	0	5	2.5
8	SAXON, Kiani	19-11	337:27	17.8	15-33	.455	6-13	.462	6-16	.375	16	40	56	2.9	45	0	7	11	10	8	42	2.2
14	SPIELMAN, Garrett	4-0	08:43	2.2	0-3	.000	0-1	.000	0-0	.000	2	1	3	0.8	3	0	0	0	0	1	0	0.0
32	TAYLOR, Talan	1-0	03:12	3.2	0-1	.000	0-1	.000	0-0	.000	0	1	1	1.0	0	0	0	0	0	0	0	0.0
Team											24	26	50					13				
Total		19	3800		448-1056	.424	154-493	.312	292-380	.768	204	412	616	32.4	383	7	243	208	47	112	1342	70.6
Opponents		19	3800		480-989	.485	126-357	.353	309-444	.696	159	437	596	31.4	350	7	244	199	66	105	1395	73.4

Team Statistics

	UW	OPP
Scoring	1342	1395
Points per game	70.6	73.4
Scoring margin	-2.8	-
Field goals-att	448-1056	480-989
Field goal pct	.424	.485
3 point fg-att	154-493	126-357
3-point FG pct	.312	.353
3-pt FG made per game	8.1	6.6
Free throws-att	292-380	309-444
Free throw pct	.768	.696
F-Throws made per game	15.4	16.3
Rebounds	616	596
Rebounds per game	32.4	31.4
Rebounding margin	+1.1	-
Assists	243	244
Assists per game	12.8	12.8
Turnovers	208	199
Turnovers per game	10.9	10.5
Turnover margin	-0.5	-
Assist/turnover ratio	1.2	1.2
Steals	112	105
Steals per game	5.9	5.5
Blocks	47	66
Blocks per game	2.5	3.5
Winning streak	2	-
Home win streak	3	-
Attendance	41007	76480
Home games-Avg/Game	10-4101	9-8498
Neutral site-Avg/Game	-	0-0

Team Results

Date	Opponent		Score	Att.
12/20/2025	Grand Canyon	L	70-82	3853
12/30/2025	at Air Force	W	68-56	1835
01/03/2026	at New Mexico	L	58-78	13763
01/06/2026	UNLV	W	98-66	2942
01/10/2026	at Nevada	L	83-92	8906
01/14/2026	San Diego St.	L	57-74	4556
01/17/2026	at Fresno St.	L	60-63	7211
01/20/2026	Boise St.	L	65-81	3789
01/24/2026	San Jose St.	W	66-62	4125
01/28/2026	at Utah St.	L	62-94	10270
01/31/2026	Colorado St.	W	68-57	6384
02/03/2026	at San Diego St.	L	63-72	11614
02/07/2026	Utah St.	L	83-85	3703
02/14/2026	at Colorado St.	L	68-79	6528
02/17/2026	Fresno St.	W	92-82	3755
02/21/2026	at Grand Canyon	W	70-65	7315
02/24/2026	at Boise St.	L	62-72	9038
02/28/2026	Air Force	W	66-62	4422
03/03/2026	Nevada	W	83-73	3478

Wyoming Cowboys

# Games	Lineup Started	Lineup #	Forward	Forward	Guard	Guard	Guard	Record
1	8	1	Magassa	Belic	Bennett	Dennis	Walker	6-2
2	1	2	Saxon	Saadi	Meyer	Dennis	Rojas	1-0
3	4	3	Saxon	Belic	Meyer	Bennett	Walker	3-1
4	3	4	Magassa	Harakow	Meyer	Bennett	Walker	1-2
5	2	5	Gores	Saxon	Meyer	Bennett	Walker	0-2
6	3	6	Gores	Harakow	Meyer	Bennett	Walker	1-2
7	1	7	Gores	Saadi	Bennett	Walker	Rojas	0-1
8	1	8	Gores	Saxon	Harakow	Bennett	Walker	1-0
9	6	9	Saxon	Meyer	Bennett	Dennis	Walker	4-2
10	1	10	Saadi	Meyer	Bennett	Dennis	Walker	0-1

Totals (30 games)

(The lineup numbers are by the order they first appeared during the season.)

17-13, 8-11 MW

Starting Lineup Game-by-Game

Date	Opponent	Lineup #	Forward	Forward	Guard	Guard	Guard	Record
11/3	Northern State	1	Magassa	Belic	Bennett	Dennis	Walker	1-0
11/8	Cal State Fullerton	1	Magassa	Belic	Bennett	Dennis	Walker	2-0
11/11	Austin Peay	1	Magassa	Belic	Bennett	Dennis	Walker	3-0
11/15	Portland	1	Magassa	Belic	Bennett	Dennis	Walker	4-0
11/19	at Sam Houston	1	Magassa	Belic	Bennett	Dennis	Walker	4-1
11/23	Norfolk State	1	Magassa	Belic	Bennett	Dennis	Walker	5-1
11/26	Denver	1	Magassa	Belic	Bennett	Dennis	Walker	6-1
11/30	at Texas Tech	1	Magassa	Belic	Bennett	Dennis	Walker	6-2
12/6	Dartmouth	2	Saxon	Saadi	Meyer	Dennis	Rojas	7-2
12/9	South Dakota	3	Saxon	Belic	Meyer	Bennett	Walker	8-2
12/15	South Dakota St.	3	Saxon	Belic	Meyer	Bennett	Walker	9-2
12/20	Grand Canyon	3	Saxon	Belic	Meyer	Bennett	Walker	9-2, 0-1 MW
12/30	at Air Force	3	Saxon	Belic	Meyer	Bennett	Walker	10-3, 1-1 MW
1/3	at New Mexico	4	Magassa	Harakow	Meyer	Bennett	Walker	10-4, 1-2 MW
1/6	UNLV	4	Magassa	Harakow	Meyer	Bennett	Walker	11-4, 2-2 MW
1/10	at Nevada	4	Magassa	Harakow	Meyer	Bennett	Walker	11-5, 2-3 MW
1/14	San Diego State	5	Gores	Saxon	Meyer	Bennett	Walker	11-6, 2-4 MW
1/17	at Fresno State	6	Gores	Harakow	Meyer	Bennett	Walker	11-7, 2-5 MW
1/20	Boise State	7	Gores	Saadi	Bennett	Walker	Rojas	11-8, 2-6 MW
1/24	San José State	8	Gores	Saxon	Harakow	Bennett	Walker	12-8, 3-6 MW
1/28	at Utah State	4	Gores	Saxon	Meyer	Bennett	Walker	12-9, 3-7 MW
1/31	Colorado State	6	Gores	Harakow	Meyer	Bennett	Walker	13-9, 4-7 MW
2/3	at San Diego St.	6	Gores	Harakow	Meyer	Bennett	Walker	13-10, 4-8 MW
2/7	Utah State	9	Saxon	Meyer	Bennett	Dennis	Walker	13-11,4-9 MW
2/14	at Colorado State	10	Saadi	Meyer	Bennett	Dennis	Walker	13-12,4-10 MW
2/17	Fresno State	9	Saxon	Meyer	Bennett	Dennis	Walker	14-12,5-10 MW
2/21	at Grand Canyon	9	Saxon	Meyer	Bennett	Dennis	Walker	15-12,6-10 MW
2/24	at Boise State	9	Saxon	Meyer	Bennett	Dennis	Walker	15-13,6-11 MW
2/28	Air Force	9	Saxon	Meyer	Bennett	Dennis	Walker	16-13,7-11 MW
3/3	Nevada	9	Saxon	Meyer	Bennett	Dennis	Walker	16-13,7-11 MW

Wyoming Cowboys

Last Season Individual Category Leaders

Points

##	Player	G	Pts	Pts/G
5	Walker, Leland	30	416	13.9
2	Meyer, Nasir	28	362	12.9
3	Bennett, Khaden	30	317	10.6
1	Dennis, Damarion	29	313	10.8
0	Rojas, Uriyah	30	190	6.3
13	Harakow, Adam	30	182	6.1
11	Gores, Gavin	25	163	6.5
35	Saadi, Simm	29	91	3.1
10	Magassa, Abou	27	88	3.3
7	Belic, Matija	13	71	5.5
8	Saxon, Kiani	30	57	1.9
9	Harris, Jared	12	48	4.0
14	Spielman, Garrett	8	8	1.0
32	Taylor, Talan	3	3	1.0

Scoring Average

##	Player	G	Pts	Pts/G
5	Walker, Leland	30	416	13.9
2	Meyer, Nasir	28	362	12.9
1	Dennis, Damarion	29	313	10.8
3	Bennett, Khaden	30	317	10.6
11	Gores, Gavin	25	163	6.5
0	Rojas, Uriyah	30	190	6.3
13	Harakow, Adam	30	182	6.1
7	Belic, Matija	13	71	5.5
9	Harris, Jared	12	48	4.0
10	Magassa, Abou	27	88	3.3
35	Saadi, Simm	29	91	3.1
8	Saxon, Kiani	30	57	1.9
14	Spielman, Garrett	8	8	1.0
32	Taylor, Talan	3	3	1.0

3-Point FG Percentage

##	Player	3FG	Att	Pct
14	Spielman, Garrett	2	3	.667
32	Taylor, Talan	1	2	.500
8	Saxon, Kiani	6	15	.400
3	Bennett, Khaden	45	119	.378
2	Meyer, Nasir	45	123	.366
13	Harakow, Adam	28	78	.359
1	Dennis, Damarion	29	90	.322
35	Saadi, Simm	22	72	.306
0	Rojas, Uriyah	27	90	.300
5	Walker, Leland	6	20	.300
7	Belic, Matija	4	19	.211
11	Gores, Gavin	3	17	.176

3-Point FG Attempts

##	Player	G	Att	Att/G
2	Meyer, Nasir	28	123	4.4
3	Bennett, Khaden	30	119	4.0
5	Walker, Leland	30	107	3.6
1	Dennis, Damarion	29	90	3.1
0	Rojas, Uriyah	30	90	3.0

3-Point FG Made

##	Player	G	Made	Made/G
2	Meyer, Nasir	28	45	1.6
3	Bennett, Khaden	30	45	1.5
5	Walker, Leland	30	32	1.1
1	Dennis, Damarion	29	29	1.0
13	Harakow, Adam	30	28	0.9

Field Goal Percentage

##	Player	FG	Att	Pct
11	Gores, Gavin	58	99	.586
10	Magassa, Abou	33	58	.569
1	Dennis, Damarion	114	218	.523
14	Spielman, Garrett	3	6	.500
32	Taylor, Talan	1	2	.500
2	Meyer, Nasir	128	266	.481
7	Belic, Matija	26	56	.464
8	Saxon, Kiani	21	47	.447
13	Harakow, Adam	61	137	.445
5	Walker, Leland	140	329	.426
3	Bennett, Khaden	97	233	.416
0	Rojas, Uriyah	67	171	.392
9	Harris, Jared	13	37	.351
35	Saadi, Simm	32	95	.337

Field Goal Attempts

##	Player	G	Att	Att/G
5	Walker, Leland	30	329	11.0
2	Meyer, Nasir	28	266	9.5
3	Bennett, Khaden	30	233	7.8
1	Dennis, Damarion	29	218	7.5
0	Rojas, Uriyah	30	171	5.7

Field Goals Made

##	Player	G	Made	Made/G
5	Walker, Leland	30	140	4.7
2	Meyer, Nasir	28	128	4.6
1	Dennis, Damarion	29	114	3.9
3	Bennett, Khaden	30	97	3.2
0	Rojas, Uriyah	30	67	2.2

Offensive Rebounds

##	Player	G	OReb	OReb/G
3	Bennett, Khaden	30	48	1.6
10	Magassa, Abou	27	36	1.3
13	Harakow, Adam	30	30	1.0
8	Saxon, Kiani	30	29	1.0
11	Gores, Gavin	25	28	1.1

Blocked Shots

##	Player	G	Blk	Blk/G
8	Saxon, Kiani	30	19	0.6
11	Gores, Gavin	25	10	0.4
5	Walker, Leland	30	7	0.2
13	Harakow, Adam	30	7	0.2
10	Magassa, Abou	27	7	0.3

Defensive Rebounds

##	Player	G	DReb	DReb/G
2	Meyer, Nasir	28	105	3.8
3	Bennett, Khaden	30	104	3.5
5	Walker, Leland	30	62	2.1
8	Saxon, Kiani	30	58	1.9
13	Harakow, Adam	30	57	1.9

Minutes

##	Player	G	Min	Min/G
3	Bennett, Khaden	30	850	28:20
5	Walker, Leland	30	841	28:02
2	Meyer, Nasir	28	761	27:10
1	Dennis, Damarion	29	661	22:47
13	Harakow, Adam	30	573	19:05

Free Throw Percentage

##	Player	Made	Att	Pct
35	Saadi, Simm	5	5	1.000
1	Dennis, Damarion	56	65	.862
5	Walker, Leland	104	125	.832
3	Bennett, Khaden	78	95	.821
9	Harris, Jared	16	20	.800
0	Rojas, Uriyah	29	38	.763
2	Meyer, Nasir	61	80	.763
11	Gores, Gavin	44	65	.677
13	Harakow, Adam	32	48	.667
7	Belic, Matija	15	27	.556
10	Magassa, Abou	22	43	.512
8	Saxon, Kiani	9	27	.333

Free Throw Attempts

##	Player	G	Att	Att/G
5	Walker, Leland	30	125	4.2
3	Bennett, Khaden	30	95	3.2
2	Meyer, Nasir	28	80	2.9
1	Dennis, Damarion	29	65	2.2
11	Gores, Gavin	25	65	2.6

Free Throws Made

##	Player	G	Made	Made/G
5	Walker, Leland	30	104	3.5
3	Bennett, Khaden	30	78	2.6
2	Meyer, Nasir	28	61	2.2
1	Dennis, Damarion	29	56	1.9
11	Gores, Gavin	25	44	1.8

Rebounds

##	Player	G	Reb	Reb/G
3	Bennett, Khaden	30	152	5.1
2	Meyer, Nasir	28	131	4.7
13	Harakow, Adam	30	87	2.9
8	Saxon, Kiani	30	87	2.9
5	Walker, Leland	30	85	2.8

Assists

##	Player	G	Ast	Ast/G
5	Walker, Leland	30	105	3.5
3	Bennett, Khaden	30	87	2.9
2	Meyer, Nasir	28	64	2.3
0	Rojas, Uriyah	30	55	1.8
1	Dennis, Damarion	29	36	1.2

Rebounds Average

##	Player	G	Reb	Reb/G
3	Bennett, Khaden	30	152	5.1
2	Meyer, Nasir	28	131	4.7
7	Belic, Matija	13	58	4.5
11	Gores, Gavin	25	83	3.3
10	Magassa, Abou	27	85	3.1

Steals

##	Player	G	Stl	Stl/G
3	Bennett, Khaden	30	44	1.5
5	Walker, Leland	30	26	0.9
2	Meyer, Nasir	28	25	0.9
1	Dennis, Damarion	29	24	0.8
13	Harakow, Adam	30	16	0.5

Specialty Stat Leaders

Scoring	2025-26	Record	Career	Record
Naz Meyer	8	6-2	8	6-2
Uriyah Rojas	1	1-0	1	1-0
Jared Harris	1	1-0	1	1-0
Leland Walker	10	4-6	10	4-6
Adam Harakow	1	1-0	1	1-0
Damarion Dennis	5	2-3	5	2-3
Khaden Bennett	3	2-1	3	2-1
Simm-Marten Saadi	1	1-0	1	1-0

Rebounds	2025-26	Record	Career	Record
Abou Magassa	5	3-2	10	4-6
Matija Belic	3	3-0	5	3-2
Leland Walker	2	1-1	2	1-1
Uriyah Rojas	1	1-0	1	1-0
Nasir Meyer	6	3-3	6	3-3
Kiani Saxon	1	1-0	1	1-0
Khaden Bennett	8	5-3	8	5-3
Gavin Gores	4	0-4	4	0-4

Double-Figure Points	2025-26	Record	Career	Record
Naz Meyer	20	11-9	20	11-9
Adam Harakow	6	6-0	6	6-0
Khaden Bennett	14	11-3	14	11-3
Damarion Dennis	16	11-5	16	11-5
Matija Belic	3	3-0	6	5-1
Uriyah Rojas	6	4-2	6	4-2
Gavin Gores	5	3-2	5	3-2
Jared Harris	2	2-0	2	2-0
Leland Walker	22	11-11	22	11-11
Simm-Marten Saadi	1	1-0	1	1-0

Assists	2025-26	Record	Career	Record
Matija Belic	0	0-0	0	0-0
Leland Walker	13	8-5	13	8-5
Damarion Dennis	2	2-0	2	2-0
Khaden Bennett	7	4-3	7	4-3
Kiani Saxon	1	1-0	1	1-0
Nasir Meyer	3	1-2	3	1-2
Uriyah Rojas	4	1-3	4	1-3

Scoring 20+ Points	2025-26	Record	Career	Record
Damarion Dennis	3	1-2	3	1-2
Uriyah Rojas	1	1-0	1	1-0
Leland Walker	4	1-3	4	1-3
Naz Meyer	4	3-1	4	3-1
Khaden Bennett	2	2-0	2	2-0

Double-Doubles	2025-26	Record	Career	Record
Khaden Bennett	1	1-0	1	1-0

Double-Figure Rebounds	2025-26	Record	Career	Record
Abou Magassa	1	1-0	1	1-0
Khaden Bennett	1	0-1	1	0-0

Wyoming Cowboys

Individual Points-Rebounds-Assists

Opponent	Date	Score		Individual Points-Rebounds-Assists												
				0 ROJAS,URI	1 DENNIS,DAM	2 MEYER,NASI	3 BENNETT,KH	5 WALKER,LEL	7 BELIC,MATI	8 SAXON,KIAN	9 HARRIS,JAR	10 MAGASSA,AB	11 GORES,GAVI	13 HARAKOW,AD		
Northern St.	11/03/2025	99-75	W	8-1-3	11-2-0	19-6-3	14-7-3	9-3-3	10-2-1	0-1-0	2-5-0	7-8-0	7-2-0	12-5-1		
Cal St. Fullerton	11/08/2025	92-82	W	8-3-3	16-3-1	18-5-4	15-5-2	9-2-6	5-6-0	0-4-0	0-1-0	7-5-0	5-2-2	4-2-0		
Austin Peay	11/11/2025	79-65	W	23-2-2	17-5-4	7-2-3	7-3-5	0-3-2	5-5-1	0-1-0	DNP	6-11-1	10-3-0	2-3-3		
Portland	11/15/2025	93-56	W	9-1-3	8-5-3	4-4-3	9-6-5	15-7-6	4-7-1	4-1-1	16-4-0	0-0-0	9-6-0	5-1-0		
at Sam Houston	11/19/2025	70-78	L	2-0-0	0-2-0	11-4-1	3-5-3	24-5-6	2-3-3	2-4-2	6-5-1	10-6-1	7-0-0	0-0-0		
Norfolk St.	11/23/2025	75-67	W	0-0-0	15-2-3	2-0-2	13-7-6	15-7-3	3-4-1	0-2-0	2-0-0	0-3-0	5-3-0	18-5-0		
Denver	11/26/2025	101-59	W	13-8-4	4-1-0	14-5-4	14-7-0	16-3-4	13-4-0	0-4-0	3-2-1	2-3-0	7-2-0	9-3-0		
at Texas Tech	11/30/2025	72-76	L	9-2-1	2-3-0	8-5-1	9-2-3	28-5-2	5-3-0	0-0-0	0-0-0	0-0-0	6-4-0	2-2-1		
Dartmouth	12/06/2025	93-80	W	7-1-1	0-2-2	14-8-3	14-5-1	18-3-4	0-1-1	1-3-0	11-2-0	4-1-0	0-0-0	16-4-1		
South Dakota	12/09/2025	106-79	W	8-1-1	21-0-2	26-7-1	6-0-2	7-2-4	9-6-1	5-9-4	2-3-0	0-0-0	6-1-3	10-2-1		
vs South Dakota St.	12/15/2025	87-72	W	2-2-2	8-2-1	25-7-1	11-9-2	13-0-5	10-6-1	3-2-0	0-0-0	5-0-0	2-6-0	2-1-0		
Grand Canyon	12/20/2025	70-82	L	8-2-1	6-2-0	12-6-0	7-3-3	13-1-4	5-2-1	6-3-0	0-2-0	9-5-1	2-0-0	2-2-1		
at Air Force	12/30/2025	68-56	W	11-4-1	DNP	14-5-6	8-4-2	9-3-1	0-9-0	5-2-0	6-5-1	0-0-0	2-0-1	13-1-1		
at New Mexico	01/03/2026	58-78	L	2-2-2	4-3-2	9-5-5	5-4-0	14-1-3	DNP	0-2-0	DNP	7-4-0	8-6-0	6-1-1		
UNLV	01/06/2026	98-66	W	9-2-5	12-2-0	10-8-3	13-7-3	28-2-3	DNP	2-4-0	DNP	8-4-0	8-2-0	5-5-2		
at Nevada	01/10/2026	83-92	L	11-0-1	8-2-1	27-4-0	8-2-1	14-3-4	DNP	2-1-0	DNP	1-3-1	10-3-1	2-2-1		
San Diego St.	01/14/2026	57-74	L	3-2-1	3-1-1	13-6-1	7-1-7	10-5-5	DNP	3-5-1	DNP	5-3-0	12-8-0	1-1-0		
at Fresno St.	01/17/2026	60-63	L	2-0-0	10-5-0	13-7-1	2-1-2	17-4-5	DNP	3-3-0	DNP	0-2-1	8-7-0	5-4-1		
Boise St.	01/20/2026	65-81	L	2-3-3	8-4-1	DNP	7-10-2	30-1-1	DNP	0-2-0	DNP	0-0-0	8-4-1	7-0-0		
San Jose St.	01/24/2026	66-62	W	2-2-2	16-3-1	DNP	11-4-3	13-7-3	DNP	2-5-0	DNP	0-8-0	15-6-0	7-7-0		
at Utah St.	01/28/2026	62-94	L	3-4-0	3-1-1	12-5-1	9-3-4	24-5-1	DNP	0-4-1	DNP	2-5-0	4-2-0	2-0-0		
Colorado St.	01/31/2026	68-57	W	0-1-1	16-1-0	5-2-2	22-10-2	10-1-4	DNP	3-5-0	DNP	0-0-0	3-3-0	9-5-3		
at San Diego St.	02/03/2026	63-72	L	11-0-5	14-3-1	0-1-1	14-3-4	7-2-2	DNP	2-4-0	DNP	DNP	6-8-0	6-5-1		
Utah St.	02/07/2026	83-85	L	3-1-2	20-6-3	19-3-1	11-7-2	15-0-5	DNP	3-1-1	DNP	DNP	DNP	7-4-2		
at Colorado St.	02/14/2026	68-79	L	0-1-0	21-4-1	12-1-3	13-9-3	11-2-3	DNP	0-1-1	DNP	2-3-0	DNP	6-1-0		
Fresno St.	02/17/2026	92-82	W	11-3-3	17-3-3	22-5-4	17-8-5	10-1-4	DNP	7-3-1	DNP	6-3-0	DNP	2-5-1		
at Grand Canyon	02/21/2026	70-65	W	9-4-2	3-1-0	11-3-3	9-8-3	13-3-4	DNP	0-1-0	DNP	5-8-0	DNP	7-3-0		
at Boise St.	02/24/2026	62-72	L	7-0-3	16-4-1	12-7-2	9-3-2	8-1-3	DNP	4-0-1	DNP	0-0-0	DNP	0-0-0		
Air Force	02/28/2026	66-62	W	2-2-2	16-2-3	14-8-1	3-2-2	6-2-2	DNP	0-7-0	DNP	DNP	2-2-0	14-5-0		
Nevada	03/03/2026	83-73	W	5-1-1	18-6-1	9-2-4	27-7-5	10-1-3	DNP	0-3-1	DNP	2-0-0	11-3-1	1-6-0		

Opponent	Date	Score	14			32			35					
			SPIELMAN,G	TAYLOR,TAL	SAADI,SIMM	SPIELMAN,G	TAYLOR,TAL	SAADI,SIMM	SPIELMAN,G	TAYLOR,TAL	SAADI,SIMM			
Northern St.	11/03/2025	99-75	W	0-0-0	DNP	DNP	0-1-0							
Cal St. Fullerton	11/08/2025	92-82	W	DNP	DNP	DNP	5-1-1							
Austin Peay	11/11/2025	79-65	W	DNP	DNP	DNP	2-1-0							
Portland	11/15/2025	93-56	W	2-1-0	DNP	DNP	8-2-1							
at Sam Houston	11/19/2025	70-78	L	DNP	DNP	DNP	3-0-0							
Norfolk St.	11/23/2025	75-67	W	DNP	DNP	DNP	2-4-0							
Denver	11/26/2025	101-59	W	3-0-0	3-1-1	0-0-0								
at Texas Tech	11/30/2025	72-76	L	DNP	DNP	DNP	3-0-0							
Dartmouth	12/06/2025	93-80	W	DNP	DNP	DNP	8-0-1							
South Dakota	12/09/2025	106-79	W	3-0-1	0-0-0	3-1-1								
vs South Dakota St.	12/15/2025	87-72	W	DNP	DNP	DNP	6-1-0							
Grand Canyon	12/20/2025	70-82	L	DNP	DNP	DNP	0-0-0							
at Air Force	12/30/2025	68-56	W	DNP	DNP	DNP	0-0-0							
at New Mexico	01/03/2026	58-78	L	DNP	DNP	DNP	3-0-1							
UNLV	01/06/2026	98-66	W	0-2-0	0-1-0	3-2-0								
at Nevada	01/10/2026	83-92	L	DNP	DNP	DNP	0-0-0							
San Diego St.	01/14/2026	57-74	L	DNP	DNP	DNP	3-1-0							
at Fresno St.	01/17/2026	60-63	L	DNP	DNP	DNP	0-1-0							
Boise St.	01/20/2026	65-81	L	0-0-0	DNP	DNP	3-1-0							
San Jose St.	01/24/2026	66-62	W	0-0-0	DNP	DNP	0-0-0							
at Utah St.	01/28/2026	62-94	L	0-1-0	DNP	DNP	3-1-0							
Colorado St.	01/31/2026	68-57	W	DNP	DNP	DNP	0-1-0							
at San Diego St.	02/03/2026	63-72	L	DNP	DNP	DNP	3-2-0							
Utah St.	02/07/2026	83-85	L	DNP	DNP	DNP	5-1-1							
at Colorado St.	02/14/2026	68-79	L	DNP	DNP	DNP	3-1-0							
Fresno St.	02/17/2026	92-82	W	DNP	DNP	DNP	0-1-0							
at Grand Canyon	02/21/2026	70-65	W	DNP	DNP	DNP	13-4-1							
at Boise St.	02/24/2026	62-72	L	DNP	DNP	DNP	6-3-0							
Air Force	02/28/2026	66-62	W	DNP	DNP	DNP	9-3-0							
Nevada	03/03/2026	83-73	W	DNP	DNP	DNP	0-0-2							

Game-by-Game Leaders

Opponent	Date	Score	Points	Rebounds	Assists	Steals	Blocks
Northern State	11/3	99-75	19 - Meyer	8 - Magassa	3 - Multiple Players	2 - Magassa	1 - Meyer/Magassa
Cal State Fullerton	11/8	92-82	18 - Meyer	6 - Belic	6 - Walker	2 - Meyer	1 - Dennis
Austin Peay	11/11	79-65	22 - Rojas	11 - Magassa	5 - Dennis	3 - Bennett	2 - Walker
Portland	11/15	93-56	16 - Harris	7 - Walker/Belic	6 - Walker	2 - Bennett	3 - Saxon
Sam Houston	11/19	70-78	24 - Walker	6 - Magassa	6 - Walker	3 - Walker	1 - Belic/Saxon
Norfolk State	11/23	75-67	18 - Harakow	7 - Walker	6 - Bennnett	4 - Bennett	2 - Belic
Denver	11/26	101-59	16 - Walker	8 - Rojas	4 - Walker/Rojas	2 - Bennett	1 - Magassa
at Texas Tech	11/30	72-76	29 - Walker	5 - Walker/Meyer	3 - Bennett	2 - Dennis	1 - Gores/Saxon
Dartmouth	12/6	93-80	18 - Walker	8 - Meyer	5 - Bennett	5 - Bennett	2 - Saxon
South Dakota	12/9	106-79	26 - Meyer	9 - Saxon	4 - Saxon/Walker	2 - Multiple Players	1 - Saxon
vs. South Dakota State	12/15	87-72	25 - Meyer	9 - Bennett	5 - Walker	2 - Walker	1 - Belic
Grand Canyon	12/20	70-82	13 - Walker	7 - Meyer	4 - Walker	2 - Multiple Players	1 - Multiple Players
at Air Force	12/30	68-56	14 - Meyer	9 - Belic	6 - Meyer	2 - Multiple Players	1 - Multiple Players
at New Mexico	1/3	58-78	14 - Walker	6 - Gores	5 - Meyer	2 - Meyer and Bennett	1 - Multiple Players
UNLV	1/6	98-66	28 - Walker	8 - Meyer	5 - Rojas	2 - Meyer/Saxon	2 - Dennis
at Nevada	1/10	83-92	27 - Meyer	4 - Meyer	4 - Walker	2 - Walker	1 - Harakow
San Diego State	1/14	57-74	13 - Meyer	8 - Gores	7 - Bennett	1 - Multiple Players	2 - Saxon
at Fresno State	1/17	60-63	17 - Walker	7 - Gores/Meyer	5 - Walker	2 - Meyer	1 - Walker/Gores
Boise State	1/20	65-81	30 - Walker	10 - Bennett	3 - Rojas	1 - Multiple Players	1 - Saadi
San Jose State	1/24	66-62	16 - Dennis	8 - Magassa	3 - Walker/Bennett	2 - Bennett	2 - Saxon/Harakow
at Utah State	1/28	62-94	24 - Walker	4 - Multiple Players	4 - Bennett	1 - Multiple Players	1 - Magassa/Saxon
Colorado State	1/31	68-57	22 - Bennett	10 - Bennett	4 - Walker	3 - Bennett	1 - Multiple
at San Diego State	2/3	63-72	14 - Bennett/Dennis	8 - Gores	5 - Rojas	3 - Saxon	1 - Gores
Utah State	2/7	83-85	20 - Dennis	7 - Bennett	5 - Walker	3 - Dennis	1 - Saadi/Harakow
at Colorado State	2/14	68-79	21 - Dennis	9 - Bennett	3 - Multiple Players	1 - Multiple Players	None
Fresno State	2/17	82-92	22 - Meyer	8 - Bennett	5 - Bennett	2 - Meyer	1 - Multiple Players
at Grand Canyon	2/21	70-65	13 - Saadi/Walker	8 - Bennett/Magassa	4 - Walker	3 - Meyer	None
at Boise State	2/24	62-72	16 - Dennis	7 - Meyer	3 - Walker/Rojas	2 - Multiple Players	1 - Multiple Players
Air Force	2/28	66-62	16 - Dennis	9 - Meyer	3 - Dennis	1 - Multiple Players	1 - Multiple Players
Nevada	3/3	83-73	27 - Bennett	7 - Bennett	5 - Bennett	3 - Bennett	1 - Dennis/Gores

Wyoming Cowboys

Cowboys in Comparison to Opponents

Overall Record	17-13	When the Cowboys they are
When the Cowboys they are	Commit fewer fouls than opponent	5-2
Play day games	6-3	Commit more fouls than opponent	12-11
Play night games	11-10	Commit the same number of fouls	0-0
Lead at halftime	14-3	Have more assists than opponent	13-5
Trail at halftime	1-10	Have fewer assists than opponent	3-8
Are tied at halftime	2-0	Have the same number of assists	1-0
Shoot better from the field than opponent	12-1	Commit fewer turnovers than opponent	8-4
Shoot worse from the field than opponent	5-12	Commit more turnovers than opponent	7-8
Shoot the same from the field as opponent	0-0	Commit the same number of turnovers	2-1
Shoot better from three-point range than opponent	11-4	Block more shots than opponent	8-2
Shoot worse from three-point range than opponent	6-9	Block fewer shots than opponent	5-10
Shoot the same from three-point range as opponent	0-0	Block the same number of shots	4-1
Shoot better from the free-throw line than opponent	11-5	Have more steals than opponent	7-5
Shoot worse from the free-throw line than opponent	458	Have fewer steals than opponent	6-7
Shoot the same from the free-throw line as opponent	1-0	Have the same number of steals	4-2
Outrebound opponent	17-2	Have their starting frontcourt outscore the opponent's	3-1
Are outrebounded by opponent	0-9	Have their starting frontcourt outscored by the opponent's	14-12
Are even in rebounds with opponent	0-3	Have their starting frontcourt tied by the opponent's	0-0
Have more offensive rebounds than opponent	15-8	Have their starting backcourt outscore the opponent's	15-9
Have fewer offensive rebounds than opponent	2-3	Have their starting backcourt outscored by the opponent's	2-4
Have the same number of offensive rebounds	0-2	Have their starting backcourt tied by the opponent's	0-0
Have more defensive rebounds than opponent	13-4	Have their bench outscore the opponent's	13-5
Have fewer defensive rebounds than opponent	3-11	Have their bench outscored by the opponent's	4-7
Have the same number of defensive rebounds	1-0	Have their bench tied by the opponent's in scoring	0-1

Team Game-by-Game Comparison

Opponent	1st	2nd	Score	Mar	FG	FG %	3FG	3FG %	FT	FT Pct	Rbs	Ast	TO	Block	Steal	Fouls
Northern State	50/40	49/35	99-75	+24	38-69/27-67	.551/.403	6-16/12-40	.375/.300	17-28/9-11	.607/.818	48/29 +12	14/10	11/12	2/2	6/7	19/13
Cal State Fullerton	38/38	54/44	92-82	+10	29-65/24-55	.446/436	12-31/3-16	.387/.188	22-37/31-43	.595/.721	42/40 +2	19/7	11/17	1/3	9/7	32/27
Austin Peay	37/35	42/30	79-65	+14	27-63/21-59	.429/.356	9-25/6-27	.360/.222	16-23/17-24	.696/.708	45/37 +8	21/6	16/16	3/2	10/11	20/19
Portland	41/31	52/25	93-56	+37	33-72/18-48	.458/.375	13-33/2-12	.394/.167	14-17/18-33	.824/.545	48/31 +17	23/9	10/13	5/4	9/6	22/18
at Sam Houston	32/37	38/41	70-78	-8	28-62/22-52	.452/.423	5-23/5-20	.217/.250	9-22/29-33	.409/.879	39/38 +1	17/10	15/15	2/6	7/7	22/18
Norfolk State	39/23	36/44	75-67	+8	21-55/20-51	.382/.392	9-27/6-17	.333/.353	24-31/21-29	.774/.724	41/30 +11	15/6	14/12	5/5	7/7	25/22
Denver	37/27	64/32	101-59	+42	37-66/21-61	.561/.344	10-22/3-25	.455/.120	17-24/14-22	.708/.636	44/31 +13	14/6	9/12	1/1	9/3	22/18
at Texas Tech	37/38	35/38	72-76	-4	27-58/27-55	.466/.491	5-19/4-17	.263/.235	13-13/18-30	1.000/.600	33/33 Even	8/11	13/10	2/4	7/5	22/13
Dartmouth	39/40	54/40	93-80	+13	36-68/24-47	.529/.511	8-23/12-25	.348/.480	13-22/20-23	.591/.870	34/27 +7	14/11	7/17	3/2	11/5	20/17
South Dakota	48/32	58/47	106-79	+27	40-64/23-53	.625/.434	9-19/8-19	.474/.421	17-21/25-33	.810/.758	36/26 +10	21/6	11/14	1/1	10/5	25/16
South Dakota State	40/29	47/43	87-72	+15	30-56/22-55	.536/.400	10-24/10-26	.417/.385	17-20/18-24	.850/.750	38/21 +17	12/8	11/7	1/2	4/4	22/18
Grand Canyon	26/45	44/37	70-82	-12	22-59/25-44	.373/.568	3-26/7-18	.115/.389	23-30/25-35	.767/.714	29/32 -3	11/8	12/16	3/1	12/9	26/22
at Air Force	36-26	32/30	68-56	+12	17-48/22-44	.354/.500	10-28/1-12	.357/.083	24-27/11-20	.889/.550	36/25 +11	13/8	20/19	3/5	10/11	21/24
at New Mexico	31/34	27/44	58-78	-20	21-53/30-64	.396/.469	7-28/9-22	.250/.409	9-13/9-12	.692/.750	30/37 -7	14/15	13/9	4/2	5/6	16/14
UNLV	48/26	50/40	98-66	+33	33-60/18-48	.550/.375	9-21/5-11	.429/.455	23-29/25-45	.793/.556	43/29 +13	16/5	14/12	3/4	7/7	31/26
at Nevada	39/38	54/44	83-92	-9	26-50/31-51	.520/.608	8-18/10-16	.444/.625	23-31/20-24	.742/.833	22/28 -6	10/21	6/8	1/6	4/2	23/19
San Diego State	25/38	32/36	74-57	-17	15-55/28-56	.309/.500	10-34/7-17	.294/.412	13-19/11-14	.684/.786	34/34 Even	16/13	11/8	4/6	3/6	16/17
at Fresno State	27/26	33/37	60-63	-3	22-54/21-51	.407/.412	5-19/3-18	.263/.167	11-12/18-27	.917/.667	36/31 +5	10/12	14/8	2/4	3/8	22/15
Boise State	18/38	47/43	65-81	-16	23-51/29-59	.451/.492	5-19/10-26	.263/.385	14-18/13-13	.778/1.000	28/30 -2	8/14	11/8	1/3	3/5	17/16
San José State	31/23	35/39	66-62	+4	20-49/20-55	.408/.364	2-16/11-28	.125/.393	24-27/11-16	.889/.688	44/25 +19	9/9	11/8	4/1	4/5	14/21
at Utah State	28/50	34/44	62-94	-32	21-60/33-60	.350/.550	8-32/15-21	.250/.382	12-18/15-21	.667/.714	36/36 Even	8/28	13/5	2/5	3/6	16/17
Colorado State	27/23	41/34	68-57	+11	19-43/23-58	.442/.397	12-25/4-23	.480/.174	18-24/7-10	.750/.700	32/31 +1	12/13	10/9	5/1	6/5	15/19
at San Diego State	24/35	39/37	63-72	-9	17-53/23-51	.321/.451	9-32/3-18	.281/.167	20-26/23-36	.769/.639	29/35 -6	14/15	14/10	1/4	6/6	25/21
Utah State	35/39	48/46	83-85	-2	29-64/29-45	.453/.644	11-28/6-12	.393/.500	14-16/21-29	.874/.724	27/28 -1	17/14	7/11	2/2	9/3	17/15
at Colorado State	40/37	28/42	68-79	-11	27-66/24-39	.409/.615	9-29/6-13	.310/.462	5-8/25-30	.625/.833	27/30 -3	11/13	5/11	0/9	5/4	26/14
Fresno State	42/40	50/42	92-82	+10	34-63/29-56	.540/.518	15-33/7-15	.455/.467	9-11/17-24	.818/.708	32/29 +3	21/15	9/9	3/0	3/6	22/15
at Grand Canyon	28/28	42/37	70-65	+5	24-60/22-54	.400/.407	8-30/7-20	.267/.350	14-19/14-19	.737/.737	38-36 +2	13/9	10/15	0/3	8/4	21/18
at Boise State	30/32	32/40	62-72	-10	24-57/25/53	.421/.472	7-26/5-21	.269/.238	7-9/17-19	.778/.895	23-35 -12	12/11	9/12	4/7	10/3	15/12
Air Force	35/25	31/37	66-62	+4	23-65/23-47	.354/.489	7-28/8-18	.250/.444	13-16/8-21	.813/.381	39-36 +3	10/12	8/15	3/2	6/4	19/21
Nevada	49/28	34/45	83-73	+10	29-46/25-54	.630/.463	9-21/4-15	.429/.267	16-27/19-29	.593/.655	31-29 +2	18/9	11/6	2/1	5/5	21/22

Note: Game totals are displayed in the format WYO/OPPONENT for each category

Wyoming Cowboys

Specialty Stats Game-by-Game

Opponent	Paint	Off TO	2nd Chance	Fast Break	Bench	Largest Lead	Largest Deficit	Lead Changes	Times Tied
Northern State	62/24	15/11	15/6	12/5	48/33	24	4	6	4
Cal State Fullerton	30/34	17/16	13/6	6/12	40/42	10	5	5	9
Austin Peay	34/30	17/18	9/10	11/7	44/21	14	2	4	5
Portland	40/32	17/9	21/6	18/5	57/33	40	1	2	3
at Sam Houston	44/34	9/21	8/10	7/16	31/28	4	8	5	3
Norfolk State	24/20	11/7	21/8	6/12	29/20	24	4	3	0
Denver	52/32	12/11	22/13	11/0	52/22	42	4	1	1
at Texas Tech	30/38	13/13	6/10	8/6	28/23	5	10	7	8
Dartmouth	54/20	26/8	8/7	16/2	63/8	13	7	6	7
South Dakota	60/26	19/9	14/13	7/4	53/29	28	0	0	0
South Dakota State	34/22	9/11	14/8	7/6	25/22	23	0	0	1
Grand Canyon	36/34	17/19	15/4	5/4	27/30	1	22	2	0
at Air Force	14/42	26/18	15/2	13/6	32/19	14	2	3	1
at New Mexico	26/40	11/14	12/16	5/10	17/25	7	24	1	4
UNLV	46/26	17/15	16/8	8/0	34/9	38	0	0	0
at Nevada	32/38	10/5	13/11	5/15	31/29	2	12	10	5
San Diego State	14/34	11/10	5/6	3/11	12/34	4	24	2	3
at Fresno State	30/32	9/17	5/3	10/11	15/15	8	4	9	8
Boise State	32/36	6/12	8/5	6/15	15/18	5	23	5	1
San José State	32/14	9/11	2/5	10/5	18/15	10	4	9	8
at Utah State	24/38	6/21	17/14	2/14	13/54	2	38	1	1
Colorado State	14/36	10/10	6/7	2/2	19/29	16	0	0	0
at San Diego State	10/38	8/14	10/15	11/15	30/18	5	17	5	3
Utah State	30/46	14/11	10/2	4/17	15/16	6	11	8	5
at Colorado State	30/30	17/10	8/5	6/6	8/30	10	11	8	4
Fresno State	38/42	14/14	18/13	7/4	19/23	12	8	2	3
at Grand Canyon	26/28	17/8	6/14	3/10	34/2	10	5	6	7
at Boise State	28/36	8/12	8/17	6/6	13/7	7	10	4	1
Air Force	30/30	11/22	17/8	4/6	27/17	10	6	5	5
Nevada	36/32	7/13	4/11	7/3	19/29	21	0	0	0

Points in the Paint: Most: 62 vs. Northern State
 Most Allowed: 46 vs. Utah State
 Least: 10 at San Diego State
 Least Allowed: 14 vs. San José State

Points Off Turnovers: Most: 26 at Air Force
 Most Allowed: 21 at Utah State
 Least: 5 at Nevada
 Least Allowed: 7 vs. Norfolk State

Second Chance Pts: Most: 22 vs. Denver
 Most Allowed: 17 at Boise State
 Least: 2 vs. San José State
 Least Allowed: 2 vs. Utah State

Fast Break Points: Most: 18 vs. Portland
 Most Allowed: 17 vs. Utah State
 Least: 2 vs. Colorado State
 Least Allowed: 0 vs. UNLV

Bench Points: Most: 63 vs. Dartmouth
 Most Allowed: 42 vs. Cal State Fullerton
 Least: 8 at Colorado State
 Least Allowed: 2 at Grand Canyon

Largest Deficit Overcome: 8 vs. Fresno State
Largest Lead Lost: 10 at Colorado State
Note: Game totals are displayed in the format WYO/OPPONENT for each category

Starters/Bench Production

	Starters (Total / % Team Total)	Bench (Total / % Team Total)
Points	1,441 (59%)	868(41%)
Minutes	3,702 (59%)	2,298 (41%)
Rebounds	605 (56%)	365 (44%)

Record by Margin

1	2	3	4	5	6
0-0	0-1	0-1	1-1	1-0	0-0
7	8	9	10-15	16-20	20+
0-0	1-1	0-2	7-3	0-3	5-1

Record by Conference

Conference	Record
Mountain West	8-11
NSIC	1-0
Big West	1-0
Atlantic Sun	1-0
WCC	1-0
C-USA	0-1
MEAC	1-0
Summit League	3-0
Big 12	0-1
IVY	1-0

Points Scored/Allowed

Scoring		Allowing
0-0	49 or less	0-0
0-2	50-59	4-0
4-6	60-69	6-1
3-3	70-79	4-7
2-2	80-89	3-3
6-0	90-99	0-2
2-0	100+	0-0

Record by Month

Nov.	Dec.	Jan.	Feb.	March
6-2	4-1	3-6	3-4	1-0

Record by Day of the Week

Sun.	Mon.	Tue.	Wed.	Thu.	Fri.	Sat.
1-1	2-0	6-3	1-3	0-0	0-0	7-6

Wyoming Cowboys

Team Superlatives

Wyoming Game Highs

Wyoming - Game Highs		
POINTS	106	South Dakota (12/09/2025)
	101	Denver (11/26/2025)
	99	Northern St. (11/03/2025)
	98	UNLV (01/06/2026)
	93	Dartmouth (12/06/2025)
	93	Portland (11/15/2025)
FIELD GOALS MADE	40	South Dakota (12/09/2025)
	38	Northern St. (11/03/2025)
FIELD GOAL ATTEMPTS	72	Portland (11/15/2025)
	69	Northern St. (11/03/2025)
FIELD GOAL PERCENTAGE	.630 (29-46)	Nevada (03/03/2026)
	.625 (40-64)	South Dakota (12/09/2025)
3 PT FG MADE	15	Fresno St. (02/17/2026)
	13	Portland (11/15/2025)
3 PT FG ATTEMPTS	34	San Diego St. (01/14/2026)
	33	Fresno St. (02/17/2026)
	33	Portland (11/15/2025)
3 PT FG PERCENTAGE	.480 (12-25)	Colorado St. (01/31/2026)
	.474 (9-19)	South Dakota (12/09/2025)
FREE THROWS MADE	24	San Jose St. (01/24/2026)
	24	at Air Force (12/30/2025)
	24	Norfolk St. (11/23/2025)
FREE THROW ATTEMPTS	37	Cal St. Fullerton (11/08/2025)
	31	at Nevada (01/10/2026)
	31	Norfolk St. (11/23/2025)
FREE THROW PERCENTAGE	1.000 (13-13)	at Texas Tech (11/30/2025)
	.917 (11-12)	at Fresno St. (01/17/2026)
REBOUNDS	48	Portland (11/15/2025)
	48	Northern St. (11/03/2025)
ASSISTS	23	Portland (11/15/2025)
	21	Fresno St. (02/17/2026)
	21	South Dakota (12/09/2025)
	21	Austin Peay (11/11/2025)
STEALS	12	Grand Canyon (12/20/2025)
	11	Dartmouth (12/06/2025)
BLOCKED SHOTS	5	Colorado St. (01/31/2026)
	5	Norfolk St. (11/23/2025)
	5	Portland (11/15/2025)
TURNOVERS	20	at Air Force (12/30/2025)
	16	Austin Peay (11/11/2025)
FOULS	32	Cal St. Fullerton (11/08/2025)
	31	UNLV (01/06/2026)

Opponent Game Highs

Opponent - Game Highs		
POINTS	94	at Utah St. (01/28/2026)
	92	at Nevada (01/10/2026)
	85	Utah St. (02/07/2026)
	82	Fresno St. (02/17/2026)
	82	Grand Canyon (12/20/2025)
	82	Cal St. Fullerton (11/08/2025)
FIELD GOALS MADE	33	at Utah St. (01/28/2026)
	31	at Nevada (01/10/2026)
FIELD GOAL ATTEMPTS	67	Northern St. (11/03/2025)
	64	at New Mexico (01/03/2026)
FIELD GOAL PERCENTAGE	.644 (29-45)	Utah St. (02/07/2026)
	.615 (24-39)	at Colorado St. (02/14/2026)
3 PT FG MADE	13	at Utah St. (01/28/2026)
	12	Dartmouth (12/06/2025)
	12	Northern St. (11/03/2025)
3 PT FG ATTEMPTS	40	Northern St. (11/03/2025)
	34	at Utah St. (01/28/2026)
3 PT FG PERCENTAGE	.625 (10-16)	at Nevada (01/10/2026)
	.500 (6-12)	Utah St. (02/07/2026)
FREE THROWS MADE	31	Cal St. Fullerton (11/08/2025)
	29	at Sam Houston (11/19/2025)
FREE THROW ATTEMPTS	45	UNLV (01/06/2026)
	43	Cal St. Fullerton (11/08/2025)
FREE THROW PERCENTAGE	1.000 (13-13)	Boise St. (01/20/2026)
	.895 (17-19)	at Boise St. (02/24/2026)
REBOUNDS	40	at Utah St. (01/28/2026)
	38	at Sam Houston (11/19/2025)
ASSISTS	28	at Utah St. (01/28/2026)
	21	at Nevada (01/10/2026)
STEALS	11	at Air Force (12/30/2025)
	11	Austin Peay (11/11/2025)
BLOCKED SHOTS	9	at Colorado St. (02/14/2026)
	7	at Boise St. (02/24/2026)
TURNOVERS	19	at Air Force (12/30/2025)
	17	Dartmouth (12/06/2025)
	17	Cal St. Fullerton (11/08/2025)
FOULS	27	Cal St. Fullerton (11/08/2025)
	26	UNLV (01/06/2026)

Wyoming Game Lows

Wyoming - Game Lows		
POINTS	57	San Diego St. (01/14/2026)
	58	at New Mexico (01/03/2026)
	60	at Fresno St. (01/17/2026)
	62	at Boise St. (02/24/2026)
	62	at Utah St. (01/28/2026)
FIELD GOALS MADE	17	at San Diego St. (02/03/2026)
	17	San Diego St. (01/14/2026)
	17	at Air Force (12/30/2025)
FIELD GOAL ATTEMPTS	43	Colorado St. (01/31/2026)
	46	Nevada (03/03/2026)
FIELD GOAL PERCENTAGE	.309 (17-55)	San Diego St. (02/14/2026)
	.321 (17-53)	at San Diego St. (02/03/2026)
3 PT FG MADE	2	San Jose St. (01/24/2026)
	3	Grand Canyon (12/20/2025)
3 PT FG ATTEMPTS	16	San Jose St. (01/24/2026)
	16	Northern St. (11/03/2025)
3 PT FG PERCENTAGE	.115 (3-26)	Grand Canyon (12/20/2025)
	.125 (2-16)	San Jose St. (01/24/2026)
FREE THROWS MADE	5	at Colorado St. (02/14/2026)
	7	at Boise St. (02/24/2026)
FREE THROW ATTEMPTS	8	at Colorado St. (02/14/2026)
	9	at Boise St. (02/24/2026)
FREE THROW PERCENTAGE	.409 (9-22)	at Sam Houston (11/19/2025)
	.591 (13-22)	Dartmouth (12/06/2025)
REBOUNDS	22	at Nevada (01/10/2026)
	23	at Boise St. (02/24/2026)
ASSISTS	8	at Utah St. (01/28/2026)
	8	Boise St. (01/20/2026)
	8	at Texas Tech (11/30/2025)
STEALS	3	at Colorado St. (02/14/2026)
	3	at Utah St. (01/28/2026)
	3	Boise St. (01/20/2026)
	3	at Fresno St. (01/17/2026)
	3	San Diego St. (01/14/2026)
BLOCKED SHOTS	0	at Grand Canyon (02/21/2026)
	0	at Colorado St. (02/14/2026)
TURNOVERS	5	at Colorado St. (02/14/2026)
	6	at Nevada (01/10/2026)
FOULS	13	Northern St. (11/03/2025)
	14	San Jose St. (01/24/2026)

Opponent Game Lows

Opponent - Game Lows		
POINTS	56	at Air Force (12/30/2025)
	56	Portland (11/15/2025)
	57	Colorado St. (01/31/2026)
	59	Denver (11/26/2025)
	62	Air Force (02/28/2026)
	62	San Jose St. (01/24/2026)
FIELD GOALS MADE	18	UNLV (01/06/2026)
	18	Portland (11/15/2025)
FIELD GOAL ATTEMPTS	39	at Colorado St. (02/14/2026)
	44	at Air Force (12/30/2025)
	44	Grand Canyon (12/20/2025)
FIELD GOAL PERCENTAGE	.344 (21-61)	Denver (11/26/2025)
	.356 (21-59)	Austin Peay (11/11/2025)
3 PT FG MADE	1	at Air Force (12/30/2025)
	2	Portland (11/15/2025)
3 PT FG ATTEMPTS	11	UNLV (01/06/2026)
	12	Utah St. (02/07/2026)
	12	at Air Force (12/30/2025)
	12	Portland (11/15/2025)
3 PT FG PERCENTAGE	.083 (1-12)	at Air Force (12/30/2025)
	.120 (3-25)	Denver (11/26/2025)
FREE THROWS MADE	7	Colorado St. (01/31/2026)
	8	Air Force (02/28/2026)
FREE THROW ATTEMPTS	10	Colorado St. (01/31/2026)
	11	Northern St. (11/03/2025)
FREE THROW PERCENTAGE	.381 (8-21)	Air Force (02/28/2026)
	.545 (18-33)	Portland (11/15/2025)
REBOUNDS	21	vs South Dakota St. (N) (12/15/2025)
	25	San Jose St. (01/24/2026)
	25	at Air Force (12/30/2025)
ASSISTS	5	UNLV (01/06/2026)
	6	South Dakota (12/09/2025)
	6	Denver (11/26/2025)
	6	Norfolk St. (11/23/2025)
	6	Austin Peay (11/11/2025)
STEALS	2	at Nevada (01/10/2026)
	3	at Boise St. (02/24/2026)
	3	Utah St. (02/07/2026)
	3	Denver (11/26/2025)
BLOCKED SHOTS	0	Fresno St. (02/17/2026)
	1	Nevada (03/03/2026)
	1	Colorado St. (01/31/2026)
	1	San Jose St. (01/24/2026)
	1	Grand Canyon (12/20/2025)
	1	South Dakota (12/09/2025)
	1	Denver (11/26/2025)
TURNOVERS	5	at Utah St. (01/28/2026)
	6	Nevada (03/03/2026)
FOULS	12	at Boise St. (02/24/2026)
	13	at Texas Tech (11/30/2025)

Wyoming Cowboys

Player Superlatives

Wyoming

Wyoming - Individual Game Highs

POINTS	30	Leland Walker vs Boise St. (01/20/2026)
	28	Leland Walker vs UNLV (01/06/2026)
	28	Leland Walker at Texas Tech (11/30/2025)
	27	Khaden Bennett vs Nevada (03/03/2026)
	27	Nasir Meyer at Nevada (01/10/2026)
FIELD GOALS MADE	11	Nasir Meyer vs South Dakota (12/09/2025)
	10	Leland Walker vs Boise St. (01/20/2026)
	10	Nasir Meyer vs South Dakota St. (N) (12/15/2025)
	10	Leland Walker at Texas Tech (11/30/2025)
	10	Leland Walker at Sam Houston (11/19/2025)
FIELD GOAL ATTEMPTS	20	Leland Walker at Texas Tech (11/30/2025)
	18	Leland Walker at Sam Houston (11/19/2025)
FIELD GOAL PERCENTAGE (min 5 made)	833 (5-6)	Adam Harakow vs Air Force (02/28/2026)
	833 (5-6)	Matija Belic vs Denver (11/26/2025)
3 PT FG MADE	6	Khaden Bennett vs Nevada (03/03/2026)
	6	Khaden Bennett vs Colorado St. (01/31/2026)
	6	Uriyah Rojas vs Austin Peay (11/11/2025)
3 PT FG ATTEMPTS	13	Nasir Meyer vs San Diego St. (01/14/2026)
	9	Khaden Bennett at San Diego St. (02/03/2026)
3 PT FG PERCENTAGE (min 2 made)	1,000 (2-2)	Leland Walker vs Nevada (03/03/2026)
	1,000 (2-2)	Khaden Bennett at Nevada (01/10/2026)
FREE THROWS MADE	10	Nasir Meyer at Nevada (01/10/2026)
	9	Leland Walker vs Norfolk St. (11/23/2025)
FREE THROW ATTEMPTS	12	Nasir Meyer at Nevada (01/10/2026)
	9	Leland Walker vs Norfolk St. (11/23/2025)
FREE THROW PERCENTAGE (min 3 made)	1,000 (9-9)	Leland Walker vs Norfolk St. (11/23/2025)
	1,000 (8-8)	Damarion Dennis vs Colorado St. (01/31/2026)
	1,000 (8-8)	Leland Walker vs Boise St. (01/20/2026)
	1,000 (8-8)	Khaden Bennett at Air Force (12/30/2025)
	1,000 (6-6)	Leland Walker at Fresno St. (01/17/2026)
	1,000 (6-6)	Leland Walker vs UNLV (01/06/2026)
	1,000 (6-6)	Adam Harakow at Air Force (12/30/2025)
	1,000 (6-6)	Khaden Bennett vs South Dakota St. (N) (12/15/2025)
	1,000 (6-6)	Damarion Dennis vs South Dakota (12/09/2025)
	1,000 (6-6)	Leland Walker at Texas Tech (11/30/2025)
	1,000 (6-6)	Damarion Dennis vs Cal St. Fullerton (11/08/2025)
	1,000 (4-4)	Leland Walker at Boise St. (02/24/2026)
	1,000 (4-4)	Uriyah Rojas at Grand Canyon (02/21/2026)
	1,000 (4-4)	Khaden Bennett vs Fresno St. (02/17/2026)
	1,000 (4-4)	Damarion Dennis at San Diego St. (02/03/2026)
	1,000 (4-4)	Leland Walker at Utah St. (01/28/2026)
	1,000 (4-4)	Uriyah Rojas vs Grand Canyon (12/20/2025)
	1,000 (4-4)	Khaden Bennett vs Dartmouth (12/06/2025)
	1,000 (4-4)	Khaden Bennett at Texas Tech (11/30/2025)
	1,000 (4-4)	Leland Walker vs Denver (11/26/2025)
REBOUNDS	11	Abou Magassa vs Austin Peay (11/11/2025)
	10	Khaden Bennett vs Colorado St. (01/31/2026)
	10	Khaden Bennett vs Boise St. (01/20/2026)
	7	Khaden Bennett vs San Diego St. (01/14/2026)
ASSISTS	6	Nasir Meyer at Air Force (12/30/2025)
	6	Khaden Bennett vs Norfolk St. (11/23/2025)
	6	Leland Walker at Sam Houston (11/19/2025)
	6	Leland Walker vs Portland (11/15/2025)
	6	Leland Walker vs Cal St. Fullerton (11/08/2025)

Wyoming

Wyoming - Individual Game Highs

STEALS	5	Khaden Bennett vs Dartmouth (12/06/2025)
	4	Khaden Bennett vs Norfolk St. (11/23/2025)
BLOCKED SHOTS	3	Kiani Saxon vs Portland (11/15/2025)
	2	Adam Harakow vs San Jose St. (01/24/2026)
	2	Kiani Saxon vs San Jose St. (01/24/2026)
	2	Kiani Saxon vs San Diego St. (01/14/2026)
	2	Damarion Dennis vs UNLV (01/06/2026)
	2	Kiani Saxon vs Dartmouth (12/06/2025)
	2	Matija Belic vs Norfolk St. (11/23/2025)
	2	Leland Walker vs Austin Peay (11/11/2025)
TURNOVERS	6	Leland Walker at New Mexico (01/03/2026)
	6	Matija Belic vs Norfolk St. (11/23/2025)
	6	Leland Walker vs Austin Peay (11/11/2025)
FOULS	5	Leland Walker at San Diego St. (02/03/2026)
	5	Adam Harakow at Fresno St. (01/17/2026)
	5	Khaden Bennett at Fresno St. (01/17/2026)
	5	Adam Harakow vs UNLV (01/06/2026)
	5	Khaden Bennett vs UNLV (01/06/2026)
	5	Matija Belic vs Grand Canyon (12/20/2025)
	5	Abou Magassa vs Grand Canyon (12/20/2025)
	5	Matija Belic vs South Dakota (12/09/2025)
	5	Khaden Bennett vs South Dakota (12/09/2025)
	5	Abou Magassa vs Norfolk St. (11/23/2025)
	5	Matija Belic at Sam Houston (11/19/2025)
	5	Gavin Gores vs Cal St. Fullerton (11/08/2025)

Opponents

Opponent - Individual Game Highs

POINTS	31	Corey Camper Jr. at Nevada (01/10/2026)
	29	Makaiah Williams at Grand Canyon (02/21/2026)
	27	Mason Falslev vs Utah St. (02/07/2026)
	27	Kareem Thomas vs Dartmouth (12/06/2025)
	27	JT Toppin at Texas Tech (11/30/2025)
FIELD GOALS MADE	11	Tomislav Buljan at New Mexico (01/03/2026)
	11	JT Toppin at Texas Tech (11/30/2025)
FIELD GOAL ATTEMPTS	19	Makaiah Williams at Grand Canyon (02/21/2026)
	18	JT Toppin at Texas Tech (11/30/2025)
FIELD GOAL PERCENTAGE (min 5 made)	875 (7-8)	Elijah Price at Nevada (01/10/2026)
	846 (11-13)	Tomislav Buljan at New Mexico (01/03/2026)
3 PT FG MADE	5	Makaiah Williams at Grand Canyon (02/21/2026)
	5	Corey Camper Jr. at Nevada (01/10/2026)
3 PT FG ATTEMPTS	10	Tate McCubbin vs Austin Peay (11/11/2025)
	9	Jaden Jackson vs South Dakota St. (N) (12/15/2025)
	9	Carson Johnson vs Denver (11/26/2025)
3 PT FG PERCENTAGE (min 2 made)	1,000 (3-3)	Cameron Faas vs Fresno St. (02/17/2026)
	1,000 (2-2)	Drake Allen vs Utah St. (02/07/2026)
FREE THROWS MADE	14	Kareem Thomas vs Dartmouth (12/06/2025)
	11	Jase Butler at Colorado St. (02/14/2026)
FREE THROW ATTEMPTS	17	Kareem Thomas vs Dartmouth (12/06/2025)
	14	MJ Collins vs Utah St. (02/07/2026)
FREE THROW PERCENTAGE (min 3 made)	1,000 (9-9)	Isaac Bruns vs South Dakota (12/09/2025)
	1,000 (8-8)	Veljko Ilic at Sam Houston (11/19/2025)
	1,000 (6-6)	Dylan Andrews at Boise St. (02/24/2026)
	1,000 (6-6)	Mason Falslev vs Utah St. (02/07/2026)
	1,000 (5-5)	Lejuan Watts at Texas Tech (11/30/2025)
	1,000 (5-5)	Elijah Jamison vs Norfolk St. (11/23/2025)
	1,000 (4-4)	Nana Owusu-Anane at Grand Canyon (02/21/2026)
	1,000 (4-4)	DeShawn Gory vs Fresno St. (02/17/2026)
	1,000 (4-4)	Pasha Goodarzi vs San Jose St. (01/24/2026)
	1,000 (4-4)	Miles Byrd vs San Diego St. (01/14/2026)
	1,000 (4-4)	Vaughn Weems at Nevada (01/10/2026)
	1,000 (4-4)	Alex Squires vs South Dakota St. (N) (12/15/2025)
	1,000 (4-4)	Joe Saylor vs South Dakota St. (N) (12/15/2025)
	1,000 (4-4)	Damon Nicholas Jr. at Sam Houston (11/19/2025)
	1,000 (3-3)	Javan Buchanan at Boise St. (02/24/2026)
	1,000 (3-3)	Javan Buchanan vs Boise St. (01/20/2026)
	1,000 (3-3)	Drew Fielder vs Boise St. (01/20/2026)
	1,000 (3-3)	Dylan Andrews vs Boise St. (01/20/2026)
	1,000 (3-3)	Isiah Manning at Sam Houston (11/19/2025)
REBOUNDS	14	Damon Nicholas Jr. at Sam Houston (11/19/2025)
	13	Elijah Price at Nevada (01/10/2026)
ASSISTS	10	Tayshawn Comer at Nevada (01/10/2026)
	7	Jevin Muniz vs Colorado St. (01/31/2026)
	7	Colby Garland vs San Jose St. (01/24/2026)
	7	Dayton Albury at New Mexico (01/03/2026)
STEALS	5	Zaon Collins vs Fresno St. (02/17/2026)
	5	Eli Robinson at Air Force (12/30/2025)
BLOCKED SHOTS	6	Carey Booth at Colorado St. (02/14/2026)
	4	Tyrin Jones vs UNLV (01/06/2026)

Opponents

Opponent - Individual Game Highs

TURNOVERS	6	Caleb Walker vs Air Force (02/28/2026)
	5	Kam Sanders vs Air Force (02/28/2026)
	5	Jaden Henley at Grand Canyon (02/21/2026)
	5	Mason Falslev vs Utah St. (02/07/2026)
	5	Kimani Hamilton vs UNLV (01/06/2026)
	5	Kolby Gilles at Air Force (12/30/2025)
	5	Justin Begg at Sam Houston (11/19/2025)
FOULS	5	Tyler Rollison vs Nevada (03/03/2026)
	5	Drake Allen vs Utah St. (02/07/2026)
	5	Jase Butler vs Colorado St. (01/31/2026)
	5	Dylan Andrews vs Boise St. (01/20/2026)
	5	Dra Gibbs-Lawhorn vs UNLV (01/06/2026)
	5	Emmanuel Stephen vs UNLV (01/06/2026)
	5	Luke Haupt at New Mexico (01/03/2026)
	5	Vince Buzelis vs South Dakota (12/09/2025)
	5	Jaquel Morris vs Norfolk St. (11/23/2025)
	5	Dian Wright-Fordie vs Norfolk St. (11/23/2025)
	5	Rashaud Marshall vs Austin Peay (11/11/2025)
	5	Josh Ward vs Cal St. Fullerton (11/08/2025)

Wyoming Cowboys

Last Season Cowboys in the NCAA National Stats

Team Stats

Statistic	National Rank	Conference Rank	Value	National Leader	Value	Conference Leader	Value
Assist/Turnover Ratio (361 ranked)	151	6	1.25	Purdue	2.15	Utah St.	1.66
Assists Per Game (361 ranked)	165	7	14.0	Cornell	21.1	Utah St.	17.7
Bench Points per game (361 ranked)	42	3	28.93	Tarleton St.	38.83	San Diego St.	35.79
Blocks Per Game (361 ranked)	311	7	2.4	Georgia	6.3	UNLV	4.6
Effective FG pct (361 ranked)	162	7	0.524	Liberty	0.617	Colorado St.	0.595
Fastbreak Points (361 ranked)	310	11	7.57	Georgia	20.13	Utah St.	14.17
Field Goal Percentage (361 ranked)	185	8	45.3	Miami (OH)	52.6	Utah St.	50.1
Field Goal Percentage Defense (361 ranked)	266	9	45.8	Saint Louis	37.2	San Diego St.	39.9
Fouls Per Game (361 ranked)	354	11	21.0	South Alabama	12.6	Colorado St.	16.6
Free Throw Attempts Per Game (361 ranked)	147	8	21.3	South Fla.	27.9	Nevada	26.0
Free Throw Percentage (361 ranked)	137	7	73.8	Saint Mary's (CA)	80.3	Boise St.	78.3
Free Throws Made Per Game (360 ranked)	135	8	15.7	South Fla.	20.8	Nevada	19.5
Rebound Margin (361 ranked)	71	3	4.2	Florida	14.8	Boise St.	7.1
Rebounds (Defensive) Per Game (361 ranked)	235	9	23.73	Saint Louis	30.27	Grand Canyon	25.97
Rebounds (Offensive) Per Game (361 ranked)	103	1	11.73	Florida	16.00	Wyoming	11.73
Rebounds Per Game (361 ranked)	172	5	35.47	Florida	45.67	Grand Canyon	36.40
Scoring Defense (361 ranked)	150	8	72.8	UNI	61.1	Grand Canyon	68.4
Scoring Margin (361 ranked)	131	7	4.2	Duke	20.6	Utah St.	12.1
Scoring Offense (361 ranked)	152	7	77.0	Alabama	92.0	Utah St.	82.6
Steals Per Game (361 ranked)	173	6	6.7	High Point	11.1	Utah St.	8.8
Three Point Attempts Per Game (361 ranked)	113	2	25.2	Alabama	35.8	New Mexico	26.0
Three Point Percentage (361 ranked)	237	9	33.1	Saint Louis	41.2	Colorado St.	39.6
Three Point Percentage Defense (361 ranked)	127	4	32.8	UT Arlington	27.3	New Mexico	29.7
Three Pointers Per Game (361 ranked)	136	5	8.3	Alabama	13.0	Colorado St.	9.9
Turnover Margin (361 ranked)	171	8	0.3	High Point	7.5	Utah St.	3.6
Turnovers Forced Per Game (361 ranked)	209	8	11.47	Tarleton St.	17.73	San Diego St.	14.83
Turnovers Per Game (361 ranked)	147	5	11.2	Houston	8.3	Nevada	9.8
Winning Percentage (361 ranked)	145	8	56.7	Miami (OH)	100.0	Utah St.	80.0

Wyoming Cowboys

Cowboys in the NCAA National Stats

Indy Stats

Statistic	Player	National Rank	Conference Rank	Value	National Leader	Value	Conference Leader	Value
Assist/Turnover Ratio (350 ranked)	Leland Walker	318	10	1.46	Sam Hoiberg, Nebraska	4.75	Jevin Muniz, Colorado St.	3.06
Assists (343 ranked)	Leland Walker	233	8	105	Jeremy Fears Jr., Michigan St.	264	Jevin Muniz, Colorado St.	144
Assists Per Game (350 ranked)	Leland Walker	254	8	3.5	Jeremy Fears Jr., Michigan St.	9.1	Jevin Muniz, Colorado St.	4.8
Blocks (332 ranked)					Kyle Evans, UC Irvine	102	Tyrin Jones, UNLV Elijah Price, Nevada	53 53
Blocks Per Game (346 ranked)					Kyle Evans, UC Irvine	3.40	Tyrin Jones, UNLV	1.96
Double Doubles (273 ranked)					Delrecco Gillespie, Kent St.	21	Tomislav Buljan, New Mexico	13
Field Goal Attempts (348 ranked)	Leland Walker	327	9	329	Jordan Riley, East Carolina	546	Dra Gibbs-Lawhorn, UNLV	430
Field Goal Percentage (350 ranked)					Aidan Kehoe, Navy	73.6	Drew Fielder, Boise St.	54.4
Field Goals (345 ranked)					AJ Dybantsa, BYU	256	Dra Gibbs-Lawhorn, UNLV	219
Free Throw Attempts (347 ranked)	Leland Walker	340	11	125	Baraka Okojie, Mercer	266	Elijah Price, Nevada	240
Free Throw Percentage (350 ranked)	Leland Walker Khaden Bennett	149 185	10 11	83.2 82.1	Isaiah Moses, Eastern Wash.	93.5	Jake Heidbreder, Fresno St.	89.6
Free Throws (336 ranked)	Leland Walker	246	9	104	Baraka Okojie, Mercer	218	Elijah Price, Nevada	178
Minutes Per Game (350 ranked)					Christian Bliss, Delaware	39:54	Jake Heidbreder, Fresno St.	36:55
Points (349 ranked)					AJ Dybantsa, BYU	745	Dra Gibbs-Lawhorn, UNLV	619
Points Per Game (1496 ranked)	Leland Walker Nasir Meyer Damarion Dennis Khaden Bennett	418 556 930 981	11 15 30 33	13.9 12.9 10.8 10.6	AJ Dybantsa, BYU	24.8	Dra Gibbs-Lawhorn, UNLV	20.6
Rebounds (350 ranked)					Rueben Chinyelu, Florida	355	Tomislav Buljan, New Mexico	286
Rebounds (Defensive) Per Game (348 ranked)					Justin Neely, UNC Greensboro	8.87	Nana Owusu-Anane, Grand Canyon	6.20
Rebounds (Offensive) Per Game (348 ranked)					Frank Mitchell, St. Bonaventure	4.47	Tomislav Buljan, New Mexico	4.07
Rebounds Per Game (349 ranked)					Rueben Chinyelu, Florida	11.8	Tomislav Buljan, New Mexico	10.2
Steals (344 ranked)	Khaden Bennett	196	7	44	Javontae Campbell, Bowling Green	93	Mason Falslev, Utah St.	60
Steals Per Game (344 ranked)	Khaden Bennett	211	7	1.47	Javontae Campbell, Bowling Green	3.10	Mason Falslev, Utah St.	2.00
Three Point Attempts (347 ranked)					Kent Jackson, North Florida	305	Lucas Hobin, Air Force	211
Three Point Percentage (118 ranked)					Milan Momcilovic, Iowa St.	50.2	Jake Hall, New Mexico	44.7
Three Pointers Per Game (350 ranked)					Jadin Booth, Samford	4.10	Jake Hall, New Mexico	3.07
Total 3-point FGM (335 ranked)					Jadin Booth, Samford	119	Jake Hall, New Mexico	92
Triple Doubles (4 ranked)					Joshua Jefferson, Iowa St. B.J. Edwards, SMU Howie Fleming Jr., UNLV	2 2 2	Howie Fleming Jr., UNLV	2

Wyoming Cowboys

Last Time an Individual

Cowboy Scored 30 Points	30 by Leland Walker, vs. Boise State, 1/20/26
Opponent Scored 30 Points	31 by Corey Camper, Jr., Nevada, 1/10/26
Cowboy Scored 40 Points	41 by Jay Straight vs. CSU, 2/26/05
Opponent Scored 40 Points	43 by Ruben Douglas UNM, 2/15/03
Cowboy Made Seven 3FG	8 by Obi Agbim, vs. Bellarmine, 12/19/24
Opponent Made Seven 3FG	9 by Kellan Boylan, AFA, 1/30/24
Cowboy Made 15 FT	16 by Jason McManamen vs. Pacific, 11/22/16
Opponent Made 15 FT	17 by Deshon Taylor, Fresno State, 2/8/17
Cowboy Had 15 Rebounds	16 by Jordan Nesbitt vs. CSP, 11/4/24
Opponent Had 15 Rebounds	15 by Dan Aikin, Utah State. 1/10/23
Cowboy Had 20 Rebounds	20 by Justin James, vs. Evansville, 11/28/18
Opponent Had 20 Rebounds	20 by Carlton Bragg, UNM, 3/6/19
Cowboy Had 10 Assists	10 by Obi Agbim, 12/4/24
Opponent Had 10 Assists	12 by Isaiah Stevens, Colo. St., 2/24/23
Cowboy had 15 Assists	15 by Jay Straight vs. Winthrop, 12/20/03
Opponent had 15 Assists	15 by Matt Montague BYU, 2/2/02
Cowboy Blocked Five Shots	5 by Oleg Kojenets, Cal Poly, 11/11/23
Opponent Blocked Five Shots	6 by Carey Booth, Colorado St, 2/14/26
Cowboy Had Five Steals	5 by Khaden Bennett, vs. Dartmouth, 12/6/25
Opponent Had Five Steals	6 by Jonah Mathews, vs. USC, 12/23/16
Cowboy Had a Double-Double	Khaden Bennett, vs. CSU, 1/31/26 (22 points , 10 Rebounds)
Opponent Had a Double-Double	Wilson Jacques, Fresno State (19 points, 12 Rebounds)
Two Pokes Had a Double-Double	Maldonado/Thompson vs. Nevada, 2/27/23
Three Pokes Had a Double-Double	Alan Herndon vs. Drake, 12/2/17 (32 points and 10 rebounds) Hayden Dalton vs. Drake, 12/2/17 (17 points and 14 rebounds) Justin James vs. Drake, 12/2/17 (24 points and 12 rebounds)
Two Cowboys Scored 25 Points Each	28 points by Jeremiah Oden, vs. Nevada, 2/27/23 25 points by Hunter Maldonado vs. Nevada, 2/27/23
Four Cowboys Scored 20 Points Each	20 points by Turk Boyd vs. Loyola Marymount, 3/17/86 20 points by Les Bolden vs. Loyola Marymount, 3/17/86 24 points by Fennis Dembo vs. Loyola Marymount, 3/17/86 20 points by Eric Leckner vs. Loyola Marymount, 3/17/86
Three Cowboys Scored 20 Points Each	25 points by Brendan Wenzel at Air Force, 1/30/24 22 points by mason Walters at Air Force, 1/30/24 20 points by Akuel Kot at Air Force, 1/30/24
Two Cowboys Scored 20 Points Each	26 by Naz Meyer, vs. South Dakota, 12/9/25 21 y Naz Meyer, vs. South Dakota, 12/9/25
At Least Five Cowboys Scored in Double Figures	22 by Naz Meyer vs. Fresno State, 2/17/26 17 by Khaden Bennett vs. Fresno State, 2/17/26 17 by Damarion Dennis vs. Fresno State, 2/17/26 11 by Uriyah Rojas vs. Fresno State, 2/17/26 10 by Leland Walker vs. Fresno State, 2/17/26
Triple-Doubles by a Cowboy	Hunter Maldonado vs. SDSU, 2/28/22 (13pts, 11 rbs and 11 assts) Justin Williams vs. Utah, 3/10/06, (10 pts, 15 rbs and 12 blks) Theo Ratliff vs. San Diego St., 1/2/95, (20 pts, 12 rbs and 11 blks)
Largest Margin of Victory in the AA by Wyoming	53 vs. Tennessee St. 109-56, 12/17/03

Last Time a Team

Wyoming Scored 100 Points	106 vs. South Dakota, 12/9/25
Opponent Scored 100 Points	119 by New Mexico, 2/20/18
Wyoming Scored Less Than 50 Points	49 at Texas Tech, 11/13/24
Opponent Scored Less Than 50 Points	47 by Fresno State, 3/9/24
Wyoming Scored Less Than 40 Points	32 at South Carolina, 11/10/19
Opponent Scored Less Than 40 Points	35 by Regis, 12/7/14
Wyoming Shot 60% From the Field	62.5, vs. South Dakota, 12/9/25
Opponent Shot 60% From the Field	61.5 by Colorado St., 2/14/26
Wyoming Shot less than 30%	23.1 at South Carolina, 11/10/19
Opponent Shot less than 30%	28.6 by Fresno State, 3/9/24
Wyoming Made 15 3-Point Baskets	15 vs. Fresno State, 2/17/26
Opponent Made 15 3-Point Baskets	17 vs. Air Force, 12/4/19
Wyoming Made No 3-Point Baskets	vs. Denver, 11/25/09
Opponent Made No 3-Point Baskets	by Fresno State, 1/16/13
Wyoming Made 30 Free Throws	34 vs. Nevada, 1/24/18
Opponent Made 30 Free Throws	31 vs. Cal State Fullerton, 11/8/25
Wyoming Made 20 Free Throws	20 at San Diego State, 2/3/26
Opponent Made 20 Free Throws	25 by Colorado State, 2/14/26
Wyoming Made 90% of Free Throws	91.7% (11-12) at Fresno St, 1/17/26
Opponent Made 90% of Free Throws	100% by Boise State, 1/20/26
Wyoming Attempted 40 Free Throws	43 vs. TAMC, 12/6/22
Opponent Attempted 40 Free Throws	45 by UNLV, 1/6/25
Wyoming Attempted 30 Free Throws	31 vs. Nevada, 1/10/26
Opponent Attempted 30 Free Throws	30 by Colorado State, 2/14/26
Wyoming Had 50 Rebounds	50 vs. Utah Tech, 11/16/23
Opponent Had 50 Rebounds	51 by New Mexico, 2/6/24
Wyoming Had 40 Rebounds	44 vs. San José State, 1/24/26
Opponent Had 40 Rebounds	42 vs. Austin Peay, 11/11/25
Wyoming Had 20 Offensive Rebounds	21 vs. CSP, 11/4/24
Wyoming Had +20 Rebound Margin	+23 vs. Utah Tech, 11/16/23
Opponent Had +20 Rebound Margin	+24 by Boise State, 2/24/24
Wyoming Had +10 Rebound Margin	+19 vs. San José State, 1/24/26
Opponent Had +10 Rebound Margin	+12 by Boise State, 2/24/26
Wyoming Had 20 Assists	21 vs. Fresno State, 2/17/26
An Opponent Had 20 Assists	21 by Nevada, 1/10/26
Wyoming Had less than 10 Assists	8 at Utah State, 1/28/26
Opponent had less than 10 Assists	9 by Nevada, 3/3/26
Wyoming Committed 20 Turnovers	20 at Air Force, 12/30/25
Opponent Committed 20 Turnovers	20 by SFA, 12/9/23
Opponent Committed 30 Turnovers	31 by Alcorn St., 12/21/98
Wyoming Had less than 5 Turnovers	5 at Colorado State, 2/14/26
Wyoming Blocked 10 Shots	10 vs. South Dakota, 12/20/09
Wyoming Had 15 Steals	15 vs. Western St., 11/12/11
Wyoming Had 20 Steals	21 by Peru St., 11/18/09
Wyoming Beat a Top-25 Team	#24/23 Colorado St., 76-73 Ot, 1/27/24
Wyoming Beat a Top-25 Team (Home)	#24/23 Colorado St., 76-73 Ot, 1/27/24
Wyoming Beat a Top-25 Team (Road)	#18 BYU, 56-53, 1/18/80
Wyoming Beat a Top-25 Team (Neutral)	#RV/25 San Diego State, 3/14/15

Wyoming Cowboys

Game 1: Wyoming vs. Northern State



Official Basketball Box Score - Final
Northern St. at Wyoming
 11/03/25 Arena Auditorium, Laramie
 2025-26 Men's Basketball

Game Time: 6:30 PM
 Game Duration: 1:50
 Attendance: 3,098

Officials: Juan Corral, Kristyne Esparza, Drew Spooner

Northern St. - 75

Record: 0-0

NO.	Name	Min	FG	3P	FT	Rebounds	Fouls	TP	AS	TO	ST	Blocks	+/-	
			M/A	M/A	M/A	OR DR TOT	PF					BS BA		
14	Ty Rogers	F 21:17	5-8	1-4	0-0	1 1 2	1 1	1 1	0	3	0	0	0	-8
0	Benjamin Bowen	G 16:35	4-5	1-2	0-0	0 3 3	4 2	9	2	1	0	0	0	-5
4	James Glenn	G 18:40	4-7	4-5	2-2	0 1 3	2 2	14	0	1	0	0	-8	
8	Joshua Book	G 24:49	1-9	0-5	2-2	1 1 2	2 1	4	3	0	0	0	1	-22
10	Simon Akena	G 28:38	2-8	0-2	0-0	1 1 2	2 4	0	2	1	0	0	-17	
2	Marshawn Smith	21:40	5-11	4-8	1-2	0 1 1	0 1	15	0	1	2	0	0	-16
12	Cameron Mercadell	20:08	3-8	2-6	4-5	1 1 2	3 2	12	2	1	1	0	0	-5
55	Tobi Obiora	20:10	2-7	0-5	0-0	3 3 6	0 0	4	2	0	1	2	0	-6
5	Nelson Reynolds	10:38	0-1	0-1	0-0	0 1 1	0 1	0	0	0	1	0	0	-8
1	Lane Tietz	08:11	0-2	0-0	0-0	0 0 0	1 0	0	0	1	0	0	0	-6
20	Marley Baah-Yeboah	05:02	0-0	0-0	0-0	1 1 0	0 0	0	1	1	0	0	0	-5
24	Jake Kuhl	01:10	0-0	0-0	0-0	0 0 0	1 0	0	0	1	0	0	0	1
35	Jake Vliem	04:52	1-1	0-0	0-0	0 0 0	2 1	2	0	1	0	0	0	-5
Team			3	4	7	0	0	0	1	1	1	0	0	-24
Totals		27-67	12-40	9-11	10	19	29	13	75	10	12	7	2	-24

Shooting By Period	
1st FG%	15-37 40.5%
3PT%	7-21 33.3%
FT%	4-4 75%
2nd FG%	12-30 40.0%
3PT%	5-19 26.3%
FT%	6-7 85.7%
GM FG%	27-67 40.3%
3PT%	12-40 30.0%
FT%	9-11 81.8%

Dead Ball Rebounds: 2, 0

Wyoming - 99

Record: 1-0

NO.	Name	Min	FG	3P	FT	Rebounds	Fouls	TP	AS	TO	ST	Blocks	+/-	
			M/A	M/A	M/A	OR DR TOT	PF					BS BA		
10	Abou Magassa	F 18:26	2-2	0-0	3-4	4 4 8	2 2	7	0	0	0	0	20	
0	Damarian Dennis	G 20:17	4-6	0-1	3-6	1 1 2	1 3	11	0	0	0	0	5	
3	Khadan Bennett	G 26:20	6-10	1-3	1-2	4 3 7	1 2	14	3	1	1	0	19	
5	Leland Walker	G 31:23	4-12	0-2	1-4	0 3 3	0 3	9	3	1	0	0	19	
7	Mattia Belic	G 16:03	3-6	0-1	4-5	1 1 2	1 3	10	1	0	0	0	14	
8	Kiani Saxon	07:58	0-0	0-0	0 1 1	0 0	0	0	0	0	0	0	7	
11	Gavin Gores	16:59	3-5	1-2	0-0	2 2 0	0 0	7	0	1	0	0	0	1
0	Uriyah Rojas	08:37	4-6	0-0	0 1 1	2 0 8	3	1	0	0	0	0	5	
2	Nasir Meyer	21:13	7-10	3-4	2-3	2 4 6	1 4	19	3	0	1	0	15	
9	Jared Harris	08:37	0-3	0-0	2-3	2 5 0	1 1	2	0	0	0	0	0	
13	Adam Harakow	17:54	5-8	1-2	1-1	1 4 5	2 1	12	1	1	0	0	7	
35	Simm Saadi	04:35	0-1	0-0	0-0	1 1 0	1 0	0	0	1	0	0	0	
14	Garrett Spielman	01:38	0-0	0-0	0-0	0 0 0	0 0	0	0	0	0	0	0	
Team			2	3	5	0	0	0	0	0	0	0	24	
Totals		38-69	16-16	17-28	18	30	48	13	19	14	11	6	2	24

Shooting By Period	
1st FG%	19-33 57.6%
3PT%	3-10 30.0%
FT%	9-13 69.2%
2nd FG%	19-36 52.8%
3PT%	3-6 50.0%
FT%	8-5 85.3%
GM FG%	38-69 55.1%
3PT%	16-30 53.3%
FT%	17-28 60.7%

Dead Ball Rebounds: 5, 0

NSU		WYO	
Biggest lead	4 (1 st 11:59)	24 (2 nd 1:11)	
Best Scoring Run	9 (1 st 11:59)	10 (1 st 7:09)	
Lead Changes	6		
Times Tied	4		
Time with Lead	01:59	36:33	

Points from		NSU		WYO	
Turnovers	11	15			
Paint	24	62			
Second Chance	6	15			
Fast Breaks	5	12			
Bench	33	48			

Period by Period Scoring	
1st	TOT
2nd	TOT
3rd	TOT
4th	TOT
WYO	50 49 99

Game 2: Wyoming vs. CSU Fullerton



Official Basketball Box Score - Final
Cal St. Fullerton at Wyoming
 11/03/25 Arena Auditorium, Laramie
 2025-26 Men's Basketball

Game Time: 2:00 PM
 Game Duration: 2:16
 Attendance: 3,211

Officials: Thomas Nunez, Kevin Raher, Ron Brokenbrough

Cal St. Fullerton - 82

Record: 0-1

NO.	Name	Min	FG	3P	FT	Rebounds	Fouls	TP	AS	TO	ST	Blocks	+/-	
			M/A	M/A	M/A	OR DR TOT	PF					BS BA		
24	Kendrick De Luna	F 18:56	1-7	0-0	3-5	1 5 6	0 3	5	0	2	0	2	0	7
1	Davis White	F 17:53	1-3	0-2	0-0	0 1 1	1 0	2	0	1	1	0	0	4
3	Josh Ward	G 26:56	2-4	0-1	5-8	1 8 9	5 6	9	1	1	0	0	6	
8	Bailey Mann	G 22:42	1-4	1-4	0-0	0 1 1	4 3	3	2	3	0	0	0	
13	Jefferson De La Cruz Monero	G 32:10	5-9	2-4	9-10	2 3 5	3 7	21	1	1	1	0	-8	
12	Bryce Coffield	14:23	7-12	0-1	7-10	3 2 5	4 7	21	0	1	0	0	-14	
32	Jaden Henderson	30:41	4-10	0-2	1-2	0 4 4	4 1	9	1	2	3	0	-14	
9	Landon Seaman	20:46	3-5	0-1	6-8	0 2 2	1 5	12	2	1	0	0	-13	
2	Kwane Garris Jr	05:45	0-1	0-1	0-0	0 0 0	2 0	0	0	2	0	0	-1	
7	Christian Williams	09:48	0-0	0-0	0-0	0 2 2	3 0	0	0	0	1	0	-9	
Team			0	5	5	0	0	0	2	1	3	1	0	
Totals		24-55	3-16	31-43	7	33	40	27	32	7	17	7	3	-10

Shooting By Period	
1st FG%	13-27 48.1%
3PT%	2-10 20.0%
FT%	10-14 71.4%
2nd FG%	11-29 37.9%
3PT%	4-6 66.7%
FT%	21-29 72.4%
GM FG%	24-55 43.6%
3PT%	3-16 18.8%
FT%	31-43 72.1%

Dead Ball Rebounds: 5, 0

Wyoming - 92

Record: 1-0

NO.	Name	Min	FG	3P	FT	Rebounds	Fouls	TP	AS	TO	ST	Blocks	+/-	
			M/A	M/A	M/A	OR DR TOT	PF					BS BA		
10	Abou Magassa	F 13:41	3-5	0-0	1-3	1 4 5	4 3	7	0	1	1	0	-1	
1	Damarian Dennis	G 24:29	4-7	2-4	6-6	1 2 3	2 5	16	1	1	1	0	5	
3	Khadan Bennett	G 30:30	5-12	2-6	3-4	1 4 5	3 3	15	2	2	0	0	14	
5	Leland Walker	G 24:00	3-8	0-1	3-4	0 2 2	4 3	9	6	2	1	0	0	
7	Mattia Belic	G 18:21	2-5	1-2	0-4	2 4 6	4 2	5	0	1	1	0	0	
11	Gavin Gores	15:17	2-2	0-0	1-2	2 0 2	2 5	2	0	0	0	0	16	
13	Adam Harakow	13:12	1-3	1-2	1-2	1 1 2	2 2	4	0	0	0	0	6	
2	Nasir Meyer	25:33	5-10	3-6	5-7	0 5 5	1 4	18	4	2	2	0	9	
0	Uriyah Rojas	13:52	3-3	2-3	0-0	3 3 1	0 8	1	1	1	0	0	9	
35	Simm Saadi	07:57	1-7	1-6	2-2	0 1 1	3 1	5	1	1	0	0	-3	
9	Jared Harris	02:05	0-0	0-0	0-0	0 1 0	1 0	0	0	0	0	0	-3	
8	Kiani Saxon	11:03	0-1	0-1	0-3	1 3 4	2 0	0	0	0	1	0	0	
Team			2	1	3	0	0	0	0	0	0	0	0	
Totals		29-65	12-31	22-37	11	31	42	32	27	19	11	9	1	3

Shooting By Period	
1st FG%	12-31 38.7%
3PT%	4-15 26.7%
FT%	10-13 76.9%
2nd FG%	17-34 50.0%
3PT%	8-16 50.0%
FT%	12-24 50.0%
GM FG%	29-65 44.6%
3PT%	12-31 38.7%
FT%	22-37 59.5%

Dead Ball Rebounds: 7, 0

CSF		WYO	
Biggest lead	5 (1 st 18:49)	10 (1 st 7:53)	
Best Scoring Run	10 (1 st 5:39)	7 (1 st 13:33)	
Lead Changes	5		
Times Tied	9		
Time with Lead	05:32	30:48	

Points from		CSF		WYO	
Turnovers	16	17			
Paint	34	30			
Second Chance	6	13			
Fast Breaks	12	6			
Bench	42	40			

Period by Period Scoring	
1st	TOT
2nd	TOT
3rd	TOT
4th	TOT
WYO	38 54 92

Game 3: Wyoming vs. Austin Peay



Official Basketball Box Score - Final
Austin Peay at Wyoming
 11/11/25 Arena Auditorium, Laramie
 2025-26 Men's Basketball

Wyoming Cowboys

Game 5: Wyoming at Sam Houston



Official Basketball Box Score - Final
Wyoming at Sam Houston
 11/19/25 Johnson Coliseum, Huntsville, TX
 2025-26 Men's Basketball

Game Time: 6:30 PM
 Game Duration: 2:01
 Attendance: 1,551

Officials: Bart Lenox, Owen Shortt, Keith Kirtke

Wyoming - 70

Record: 4-1

NO.	Name	Min	FG			3P			FT			Rebounds		Fouls		TP	AS	TO	ST	Blocks			+/-
			M	A	%	M	A	%	M	A	%	OR	DR	OR	DR					PF	FT	BS	
10	Abou Magassa	F 17:50	4	6	0-0	2	5	0-0	4	4	100	1	1	0	1	1	1	0	1	5			
1	Damarion Dennis	G 12:34	0	1	0-1	0	1	0-0	0	0	0	0	1	1	0	0	0	1	1	0	0	-3	
3	Khaden Bennett	G 26:16	0	5	0-3	3	4	2	2	3	3	2	0	0	0	2	0	0	0	2	-6		
5	Leland Walker	G 32:57	10	18	2-6	2	6	1	4	5	2	4	4	3	3	0	0	0	0	0	0		
7	Matija Belic	G 20:43	1-3	0-2	0-0	2	1	3	5	0	2	3	0	1	1	0	0	2	3				
11	Gavin Gores	17:29	3-3	0-0	1-4	0	0	0	0	1	2	7	0	1	0	0	0	0	0	-9			
0	Uryyah Rojas	10:00	1-3	0-1	0-0	0	0	0	0	1	2	0	1	0	0	0	0	0	0	-7			
2	Nasir Meyer	20:38	4-11	2-6	1-2	0	4	4	2	3	11	1	3	0	1	0	1	0	0	-7			
8	Kiani Saxon	12:00	1-4	0-1	0-0	3	1	4	0	0	2	2	0	0	1	1	0	0	0	-4			
9	Jared Harris	18:16	3-5	0-1	0-1	1	4	5	3	1	6	1	0	1	0	0	0	0	0	0			
13	Adam Harakow	07:06	0-0	0-0	0-0	0	0	0	0	0	0	0	0	0	0	0	0	0	0	-4			
35	Simm Saadi	04:41	1-3	1-2	0-0	0	0	0	0	1	3	0	1	0	0	0	0	0	0	-4			
Team						4	1	5	0	0	0	0	0	0	0	0	0	0	0	0			
Totals			28-62	5-23	9-22	17	22	39	22	18	70	17	15	7	2	6	8						

Shooting By Period

1 st FG%	14-34	41.2%
3PT%	2-11	18.2%
FT%	2-5	40%
2 nd FG%	14-28	50.0%
3PT%	3-12	25.0%
FT%	7-17	41.2%
GM FG%	28-62	45.2%
3PT%	5-23	21.7%
FT%	9-22	40.9%

Dead Ball Rebounds: 3, 0

Sam Houston - 78

Record: 3-2

NO.	Name	Min	FG			3P			FT			Rebounds		Fouls		TP	AS	TO	ST	Blocks			+/-
			M	A	%	M	A	%	M	A	%	OR	DR	OR	DR					PF	FT	BS	
8	Veljko Ilic	F 25:56	5-6	0-0	8-8	2	2	4	3	4	18	0	0	2	1	0	3	0	0	0	0		
4	Kashie Natt	G 24:23	2-6	0-2	2-4	2	3	5	2	3	6	2	0	3	2	0	0	2	0	0	-2		
5	Justin Beeg	G 27:19	1-4	0-2	2-2	0	0	0	1	1	4	3	5	0	1	1	8	0	0	0	0		
25	Damon Nicholas Jr.	G 31:49	3-9	1-4	4-4	10	14	3	4	11	2	3	0	1	1	11	1	1	1	1			
35	Po'Boing King	G 28:18	2-6	2-5	5-6	0	1	1	0	5	11	1	1	0	1	0	1	0	1	13			
2	Jacobe Coleman	11:37	1-5	0-3	2-2	1	2	3	1	1	4	0	0	0	0	0	0	0	0	-6			
10	Jaxson Ford	10:49	2-2	0-0	0-0	1	5	6	3	0	4	0	1	0	0	0	0	0	0	-2			
13	Isaiah Manning	25:46	5-8	2-3	3-3	1	3	4	2	15	0	4	1	1	0	0	0	0	0	0			
55	Jacob Walker	13:12	1-6	0-1	3-4	0	0	0	3	2	5	2	1	1	0	0	0	0	0	0			
12	Matt Dann	02:51	0-0	0-0	0-0	0	0	0	0	0	0	0	0	0	0	0	0	0	0	0			
Team						0	1	1	0	0	0	0	0	0	0	0	0	0	0	0			
Totals			22-52	5-20	29-33	11	27	38	18	22	78	10	15	7	6	2	8						

Shooting By Period

1 st FG%	11-30	36.7%
3PT%	4-12	33.3%
FT%	11-11	100%
2 nd FG%	11-22	50.0%
3PT%	1-8	12.5%
FT%	18-22	81.8%
GM FG%	22-52	42.3%
3PT%	5-20	25.0%
FT%	29-33	87.9%

Dead Ball Rebounds: 1, 0

Major Fouls: NONE

Biggest lead	WYO		SAM		Points from Turnovers	WYO	SAM	Period by Period Scoring		
	4 (1 st 18:47)	8 (2 nd 0:02)	8 (2 nd 0:02)	5 (1 st 15:16)					Paint	44
Best Scoring Run	4 (1 st 18:47)		5 (1 st 15:16)		5	WYO	32	38	70	
Lead Changes	3		5		Fast Breaks	7	16			
Times Tied	0		0		Bench	31	28			
Time with Lead	04:13	34:13			SAM	37	41	78		

Game 6: Wyoming vs. Norfolk State



Official Basketball Box Score - Final
Norfolk St. at Wyoming
 11/23/25 Arena Auditorium, Laramie
 2025-26 Men's Basketball

Game Time: 2:00 PM
 Game Duration: 2:12
 Attendance: 3,245

Officials: Michael Reed, Steve Hnacki, Crystal Hagan

Norfolk St. - 67

Record: 0-1

NO.	Name	Min	FG			3P			FT			Rebounds		Fouls		TP	AS	TO	ST	Blocks			+/-
			M	A	%	M	A	%	M	A	%	OR	DR	OR	DR					PF	FT	BS	
11	Devon Ellis	F 24:52	1-4	1-2	0-1	0	4	4	2	3	1	2	2	0	2	-16							
23	Keyontae Lewis	F 12:11	0-3	0-0	3-4	1	2	3	1	3	0	0	0	1	1	-10							
2	Elgh Jamison	G 31:57	6-13	2-6	5-5	0	1	1	9	19	1	3	2	1	0	-1							
7	Anthony McComb III	G 32:00	6-15	1-3	6-8	2	4	6	4	7	19	0	1	0	0	0							
21	Jaquell Morris	G 25:05	1-3	1-2	0-2	0	0	0	2	2	3	0	3	0	0	-19							
20	Jaquel Morris	15:34	0-2	0-0	0-0	3	3	3	5	1	0	1	2	1	1	7							
1	Dan Wright-Forde	27:28	4-6	0-1	5-7	1	2	5	4	13	2	1	2	0	0	4							
14	Vel Deang	15:08	1-3	1-3	0-0	0	2	2	1	0	3	0	0	0	0	0							
6	Melo Baines	11:08	1-2	0-0	2-2	0	2	2	1	4	1	0	0	0	0	-5							
45	Mekhi Reid	04:37	0-0	0-0	0-0	0	1	1	0	0	0	0	0	0	0	-8							
Team						4	2	6	0	0	0	0	0	0	0								
Totals			20-51	6-17	21-29	11	19	30	22	25	67	6	12	7	5	-8							

Shooting By Period

1 st FG%	6-20	30.0%
3PT%	1-7	14.3%
FT%	10-15	66.7%
2 nd FG%	14-31	45.2%
3PT%	5-10	50.0%
FT%	11-14	78.6%
GM FG%	20-51	39.2%
3PT%	6-17	35.3%
FT%	21-29	72.4%

Dead Ball Rebounds: 3, 0

Wyoming - 75

Record: 1-0

NO.	Name	Min	FG			3P			FT			Rebounds		Fouls		TP	AS	TO	ST	Blocks			+/-
			M	A	%	M	A	%	M	A	%	OR	DR	OR	DR					PF	FT	BS	
10	Abou Magassa	F 09:32	0-1	0-0	0-0	0	3	3	5	0	0	0	0	0	0	0	0	0	0	0			
1	Damarion Dennis	G 31:50	4-10	3-8	4-4	1	1	2	2	3	15	3	0	2	0	1	7						
3	Khaden Bennett	G 32:50	4-11	3-6	2-2	2	5	2	3	13	6	1	4	0	0	12							
5	Leland Walker	G 35:29	3-6	0-3	9-9	4	3	7	1	6	15	3	1	0	0	0	9						
7	Matija Belic	G 08:48	1-4	1-2	0-0	2	2	4	3	1	6	0	2	0	0	-3							
8	Kiani Saxon	G 08:46	0-1	0-0	0-0	0	1	1	3	0	0	0	0	0	0	0							
11	Gavin Gores	11:13	1-2	0-0	3-7	0	3	3	0	5	0	1	0	1	1	4							
2	Nasir Meyer	09:56	1-2	0-1	0-0	0	0	0	0	2	2	1	0	0	0	-1							
9	Jared Harris	05:24	0-0	0-0	2-3	0	0	0	1	2	0	1	0	0	0	-2							
0	Uryyah Rojas	04:31	0-2	0-2	0-0	0	0	0	1	1	0	0	0	0	0	-1							
13	Adam Harakow	25:41	6-14	2-5	4-5	3	2	5	2	3	18	0	1	0	1	2							
35	Simm Saadi	16:00	1-2	0-0	0-0	1	3	4	1	2	0	0	0	0	0	0							
Team						2	2	4	0	0	1	0	0	0	0								
Totals			21-55	9-27	24-31	16	25	41	25	22	75	15	14	7	5	8							

Shooting By Period

1 st FG%	5-15	33.3%
3PT%	10-14	71.4%
2 nd FG%	9-26	34.6%
3PT%	4-12	33.3%
FT%	14-17	82.4%
GM FG%	21-55	38.

Wyoming Cowboys

Game 9: Wyoming vs. Dartmouth



Official Basketball Box Score - Final
Dartmouth at Wyoming
 12/02/25 Arena Auditorium, Laramie
 2025-26 Merit Basketball

Game Time: 2:00 PM
 Game Duration: 2:04
 Attendance: 3,422

Officials: Daryl Gelinas, Daniel Nguyen, Drew Spooner

Dartmouth - 80														
Record: 3-4														
NO. Name	Min	FG	3P	FT	Rebounds	Fouls	TP	AS	TO	ST	Blocks	+/-		
		M/A	M/A	M/A	OR DR	PF	FF	FD	FT	BS	BA			
21 Brandon Mitchell-Day	28:53	3-9	0-4	0-0	0	4	1	0	6	2	2	1	-15	
22 Jayden Williams	22:09	5-7	4-6	0-0	1	3	4	0	14	1	2	0	-3	
33 Jackson Munro	30:42	2-5	1-3	2-2	0	6	6	2	1	7	2	0	-14	
2 Kareem Thomas	27:28	6-13	1-3	14-17	1	2	3	3	11	27	3	4	1	5
10 Connor Amundsen	35:20	6-9	4-5	2-2	0	2	2	5	18	2	1	0	-15	
5 Cameron McNamee	26:25	2-4	2-4	0-0	0	2	4	0	6	0	3	0	-14	
11 Cameron Hiatt	18:47	0-0	0-0	2-2	0	0	1	1	2	1	2	1	0	-12
44 Shanon Simango	05:16	0-0	0-0	0-0	1	1	0	1	0	1	0	0	-1	
50 Tyler Garrett	05:02	0-0	0-0	0-0	0	2	2	0	1	0	1	0	2	
Team					1	2	3	0	0	2				
Totals	24:47	12-25	20-23	3	24	27	17	20	80	11	17	5	2	-13

Wyoming - 93														
Record: 7-2														
NO. Name	Min	FG	3P	FT	Rebounds	Fouls	TP	AS	TO	ST	Blocks	+/-		
		M/A	M/A	M/A	OR DR	PF	FF	FD	FT	BS	BA			
8 Kiani Saxon	24:42	0-1	0-0	1-3	2	1	3	3	3	1	0	3	0	10
35 Simm Saadi	11:27	3-5	2-4	0-0	0	0	0	2	0	8	1	0	0	3
0 Uryyah Rojas	20:27	3-6	1-3	0-2	1	0	1	1	7	1	0	1	0	2
1 Damarion Dennis	08:33	0-1	0-0	0-0	1	1	1	0	0	2	0	0	0	1
2 Nasir Meyer	31:20	6-13	1-4	1-1	0	8	8	2	14	3	2	0	0	9
3 Khaden Bennett	20:49	5-9	0-2	4-4	3	2	5	4	2	14	1	1	5	0
5 Leland Walker	24:12	8-12	1-1	1-2	1	2	3	2	18	4	1	2	0	10
7 Matija Belic	08:25	0-3	0-1	0-0	1	0	1	0	1	0	1	0	1	-3
9 Jared Harris	14:55	3-6	0-2	5-6	0	2	2	3	11	0	0	1	0	9
10 Abou Magassa	11:25	2-2	0-0	0-0	0	1	1	1	4	0	0	0	0	6
11 Gavin Gores	01:19	0-1	0-0	0-0	0	0	0	0	0	0	0	0	0	-4
13 Adam Harakow	22:26	6-9	3-6	1-4	1	3	4	2	16	1	1	0	0	14
Team					2	4	0	0	0	0				
Totals	36:68	8-23	13-22	12	22	34	20	17	93	14	7	11	3	2

Major Fouls: Thomas (F1) 2 (nd 4) 08

Major Fouls: NONE

WYO		DAR		Points from Turnovers		DAR/WYO		Period by Period Scoring	
Biggest lead	7 (2 nd 17:07)	13 (2 nd 3:00)	Paint	8	26	1st	2nd	TOT	
Best Scoring Run	8 (2 nd 19:06)	9 (2 nd 3:45)	Second Chance	7	8	DAR	40	40	80
Lead Changes	0	6	Fast Breaks	2	16	WYO	39	54	93
Times Tied	7	6	Bench	8	63				
Time with Lead	21:02	14:45							

Game 10: Wyoming vs. South Dakota



Official Basketball Box Score - Final
South Dakota at Wyoming
 12/02/25 Arena Auditorium, Laramie
 2025-26 Merit Basketball

Game Time: 6:30 PM
 Game Duration: 2:01
 Attendance: 3,643

Officials: Kally Pfeifer, Amy Bonner, John Floyd

South Dakota - 79														
Record: 5-6														
NO. Name	Min	FG	3P	FT	Rebounds	Fouls	TP	AS	TO	ST	Blocks	+/-		
		M/A	M/A	M/A	OR DR	PF	FF	FD	FT	BS	BA			
54 Cameron Fraw	13:27	0-3	0-0	0-1	0	2	2	0	2	0	2	0	-18	
0 Jordan Cansford	26:53	3-7	2-4	0-0	1	1	2	2	8	1	1	0	-26	
1 Uziah Buntyn	30:12	4-10	1-4	8-11	2	1	3	0	17	2	1	0	-13	
10 Evan Anderson	15:59	1-2	1-1	0-0	0	3	3	1	7	3	0	0	-18	
12 Isaac Bruns	28:16	6-15	1-4	9-9	2	2	4	3	4	22	0	2	1	-14
4 Vince Buzelis	16:01	2-3	0-0	1-2	3	1	4	5	2	5	0	4	1	-7
34 Jake Brack	22:16	1-2	0-0	2-2	0	1	1	2	3	4	1	1	0	-3
2 Shy Eberwein	14:30	1-2	0-0	3-4	0	0	0	1	2	5	1	3	1	-14
11 Jesse McIntosh	24:27	5-8	3-5	2-4	0	4	4	0	3	15	1	0	0	-18
21 Ethan Kizer	07:59	0-1	0-1	0-0	0	0	0	0	2	0	0	0	0	-4
Team					2	2	4	0	0	0				
Totals	23:53	8-19	25-33	9	17	26	16	25	79	6	14	5	1	-27

Wyoming - 106														
Record: 8-2														
NO. Name	Min	FG	3P	FT	Rebounds	Fouls	TP	AS	TO	ST	Blocks	+/-		
		M/A	M/A	M/A	OR DR	PF	FF	FD	FT	BS	BA			
8 Kiani Saxon	19:27	2-3	0-0	1-3	4	5	9	4	3	5	4	2	0	25
2 Nasir Meyer	25:26	11-15	4-5	0-0	1	6	7	2	26	1	1	0	1	26
3 Khaden Bennett	12:47	2-4	1-2	1-2	0	0	0	5	1	6	2	1	0	6
5 Leland Walker	20:25	2-6	0-1	3-3	0	2	2	2	7	4	1	2	0	21
7 Matija Belic	19:14	4-6	0-2	1-2	2	4	6	5	9	1	3	1	0	19
10 Abou Magassa	00:22	0-0	0-0	0-0	0	0	0	0	0	0	0	0	0	0
13 Adam Harakow	17:43	4-6	1-2	1-1	1	1	2	2	1	10	1	1	2	0
11 Gavin Gores	17:68	2-3	0-0	2-2	1	1	1	2	6	3	0	0	0	0
0 Uryyah Rojas	20:09	4-7	0-0	0-0	0	0	0	0	8	1	1	0	0	2
1 Damarion Dennis	25:22	7-9	1-3	6-6	0	0	0	3	21	2	0	1	0	24
9 Jared Harris	13:31	0-2	0-1	2-2	1	2	3	0	1	2	0	1	0	0
14 Garrett Spielman	03:03	1-1	1-1	0-0	0	0	0	0	0	3	1	0	0	0
35 Simm Saadi	03:03	1-2	1-2	0-0	1	1	0	0	3	1	0	0	0	2
32 Itan Taylor	02:20	0-0	0-0	0-0	0	0	0	0	0	0	0	0	0	2
Team					1	3	4	0	0	0				
Totals	40:64	9-19	17-21	10	26	36	25	16	106	21	11	0	1	27

USD		WYO		Points from Turnovers		USD/WYO		Period by Period Scoring	
Biggest lead	0 (1 st 20:00)	28 (2 nd 2:40)	Paint	9	19	1st	2nd	TOT	
Best Scoring Run	10 (1 st 5:16)	10 (2 nd 11:54)	Second Chance	13	14	USD	32	47	79
Lead Changes	0	6	Fast Breaks	4	7	WYO	48	58	106
Times Tied	0	7	Bench	29	53				
Time with Lead	00:00	39:46							

Game 11: Wyoming vs. South Dakota State



Official Basketball Box Score - Final
Wyoming at South Dakota State
 12/15/25 Sanford Pentagon, Sioux Falls
 2025-26 Merit Basketball

Game Time: 7:00 PM
 Game Duration: 1:58
 Attendance: 1,477

Officials: Tim Stewart, Mark Riggs, Daniel Nguyen

Wyoming - 87														
Record: 9-2														
NO. Name	Min	FG	3P	FT	Rebounds	Fouls	TP	AS	TO	ST	Blocks	+/-		
		M/A	M/A	M/A	OR DR	PF	FF	FD	FT	BS	BA			
8 Kiani Saxon	10:05	1-1	0-0	1-2	0	2	2	3	2	3	0	0	0	7
2 Nasir Meyer	31:47	10-14	4-6	1-2	1	6	7	1	25	1	2	0	0	21
3 Khaden Bennett	27:14	2-5	1-4	6-6	4	5	6	7	11	2	2	0	0	7
5 Leland Walker	28:46	6-12	1-2	0-0	0	0	3	1	13	5	3	2	0	13
7 Matija Belic	24:24	3-3	1-1	3-3	1	5	6	3	10	1	1	0	1	0
11 Gavin Gores	12:19	1-2	0-0	0-0	2	4	6	3	0	2	0	0	0	9
0 Uryyah Rojas	13:19	1-3	0-2	0-0	0	2	2	0	2	0	0	0	0	6
1 Damarion Dennis	17:48	3-5	1-1	1-1	0	2	2	1	8	1	1	1	0	-2
13 Adam Harakow	15:36	1-5	0-3	0-0	0	1	1	1	0	2	0	0	0	2
10 Abou Magassa	06:43	0-0	0-0	5-6	0	0	0	3	3	5	0	0	0	5
9 Jared Harris	01:06	0-0	0-0	0-0	0	0	0	0	0	0	0	0	0	0
35 Simm Saadi	10:53	2-6	2-5	0-0	0	1	1	2	0	6	0	1	0	-6
Team					1	1	2	0	0	1	0	0	0	
Totals	30:56	10-24	17-20	9	29	38	22	18	87	12	11	4	1	2

South Dakota State - 72														
Record: 7-6														
NO. Name	Min	FG	3P	FT	Rebounds	Fouls	TP	AS	TO	ST	Blocks	+/-		
		M/A	M/A	M/A	OR DR	PF	FF	FD	FT	BS	BA			
11 Matthew Mors	25:38	1-2	0-1	2-2	0	2	2	3	3	4	0	1	0	-5
35 Alec Squires														

Wyoming Cowboys

Game 13: Wyoming at Air Force



Official Basketball Box Score - Final
Wyoming at Air Force
 12/05/25 Game Arena: U.S. Air Force Academy
 2025-26 Men's Basketball

Game Time: 2:00 PM
 Game Duration: 2:02
 Attendance: 1,835

Officials: Amy Bonner, John Floyd, Edwin Young

Wyoming - 68

Record: 10-3 (1-1)

NO.	Name	Min	FG	3P	FT	Rebounds	Fouls	TP	AS	TO	ST	Blocks	+/-
			M.A.	M.A.	M.A.	OR DR TOT	PF	FF				BS BA	
8	Kiani Saxon	18:48	1-1	0-0	3-4	0 2 2	3 3	5	0	3	0	1 0	10
2	Nasir Meyer	G 32:33	4-8	3-4	3-4	2 3 5	4 2	14	6	2	1	0 1	11
3	Khaden Bennett	G 30:33	0-4	0-2	8-8	1 3 4	1 7	8	2	3	2	0 1	2
5	Leland Walker	G 17:30	3-6	2-4	1-1	1 2 3	0 2	9	1	5	0	1 0	-2
7	Majla Belic	G 16:49	0-2	0-2	0-0	3 6 9	2 0	0	0	2	0	1 0	0
11	Gavin Gores	12:08	1-2	0-0	0-0	0 0 0	2 0	2	1	0	1	0	-4
13	Adam Harakow	23:11	3-7	1-4	6-6	0 3 3	3 4	13	1	2	2	0 1	12
0	Uriyah Rojas	22:30	4-9	3-6	0-1	1 3 4	2 3	11	1	3	2	0 0	14
9	Jared Harris	16:54	1-6	1-4	3-3	3 2 5	1 2	6	1	0	1	0 1	11
10	Abou Magassa	02:53	0-0	0-0	0-0	0 0 0	1 1	0	0	0	0	0 0	0
35	Simm Saadi	06:11	0-3	0-2	0-0	0 0 0	2 0	0	0	0	0	0 0	0
Team						1 0 1	0 0	0	0	0	0	0 0	0
Totals		17:48	10-28	24-27	12 24	36 21	24 68	13	20	10	3	5	12

Major Fouls: NONE

Air Force - 56

Record: 3-10 (0-2)

NO.	Name	Min	FG	3P	FT	Rebounds	Fouls	TP	AS	TO	ST	Blocks	+/-
			M.A.	M.A.	M.A.	OR DR TOT	PF	FF				BS BA	
30	Eli Robinson	F 34:23	5-8	0-0	0-0	0 5 5	4 1	10	1	0	5	2 0	-5
32	Koby Gilles	F 21:33	2-4	0-1	0-0	1 3 4	4 0	4	1	5	0	0	-6
51	Wesley Celichowski	C 14:00	2-4	1-3	0-0	0 0 0	4 5	0	0	2	0	1 0	-14
3	Kaim Sanders	G 30:21	4-9	0-3	7-10	1 4 5	1 5	15	2	3	1	0 0	-7
15	Justin Hinds	G 24:29	1-4	0-3	1-2	0 1 1	2 2	3	1	2	1	2 0	-1
2	AJ Patterson	21:49	1-1	0-0	1-1	0 0 0	3 2	2	1	2	1	0 0	-13
10	Caleb Walker	26:00	7-9	0-0	3-7	1 4 5	4 7	17	0	3	0	0	12
24	Lucas Hobin	17:03	0-3	0-2	0-0	0 0 0	4 0	0	2	1	1	0	-16
21	Ethan Greenberg	05:43	0-1	0-0	0-0	1 1 0	0 0	0	0	2	0	1	-2
0	Josh Gatele	04:38	0-1	0-0	0-0	1 1 0	0 0	0	0	0	0	0 1	2
Team						1 2 3	0 0	0	1	0	0	0	0
Totals		22:44	11-21	11-20	4 21	25 24	21 56	8	19	11	5	3	-12

Major Fouls: NONE

	WY	AF
Biggest lead	14 (1 st 5:13)	2 (1 st 18:50)
Best Scoring Run	9 (2 nd 5:55)	8 (1 st 2:34)
Lead Changes	3	
Times Tied	1	
Time with Lead	35:37	02:55

Points from Turnovers	WY	AF
	14	42
Second Chance	15	2
Fast Breaks	13	6
Bench	32	19

Period by Period Scoring	1st	2nd	TOT
WY	36	32	68
AF	26	30	56

Game 14: Wyoming at New Mexico



Official Basketball Box Score - Final
Wyoming at New Mexico
 01/05/26 The PL Albuquerque, NM
 2025-26 Men's Basketball

Game Time: 6:00 PM
 Game Duration: 1:53
 Attendance: 13,763

Officials: Tommy Nunez, Brian McNut, Mason Siler

Wyoming - 58

Record: 10-4 (1-3)

NO.	Name	Min	FG	3P	FT	Rebounds	Fouls	TP	AS	TO	ST	Blocks	+/-
			M.A.	M.A.	M.A.	OR DR TOT	PF	FF				BS BA	
10	Abou Magassa	F 13:17	3-4	0-0	1-3	2 2 4	3 2	7	0	1	0	1 0	-6
2	Nasir Meyer	G 33:37	4-8	1-4	0-0	2 3 5	1 0	9	5	0	2	0 0	-19
3	Khaden Bennett	G 25:49	1-6	1-4	2-2	2 2 4	2 3	5	0	1	2	0 0	-20
5	Leland Walker	G 25:26	6-12	4-4	1-1	0 1 1	2 4	14	3	8	0	1 0	19
13	Adam Harakow	G 32:03	2-4	2-4	0-0	1 0 1	3 1	6	1	1	1	0 0	-17
35	Simm Saadi	04:59	1-1	1-1	0-0	0 0 0	2 0	3	1	0	0	0 0	-2
8	Kiani Saxon	07:57	0-1	0-1	0-0	0 0 0	2 2	1	0	0	0	0 0	-3
11	Gavin Gores	21:44	3-5	1-3	1-2	2 4 6	2 1	8	0	1	0	1 1	-12
0	Uriyah Rojas	14:48	0-7	0-4	2-3	1 1 2	0 2	2	1	0	0	1 0	-8
1	Damarian Dennis	20:20	1-5	0-3	2-2	2 1 3	0 0	1	4	2	1	0 0	0
Team						0 2 2	0 0	0	0	1	0	0 0	0
Totals		21:53	7-28	9-13	12 18	30 16	14 58	14	13	5	4	2	-20

Major Fouls: NONE

New Mexico - 78

Record: 11-3 (2-1)

NO.	Name	Min	FG	3P	FT	Rebounds	Fouls	TP	AS	TO	ST	Blocks	+/-
			M.A.	M.A.	M.A.	OR DR TOT	PF	FF				BS BA	
5	Antonio Chol	F 29:28	2-4	1-2	0-0	0 1 1	0 0	5	0	2	0	0 0	10
10	Tomislav Buljan	F 23:51	11-13	0-0	3-6	5 7 12	1 8	25	1	2	1	2 0	17
1	Dylan Albury	G 25:14	1-6	0-0	2-2	1 1 2	1 2	4	2	1	0	0 0	7
3	Luke Haupt	G 22:42	4-7	1-2	1-1	2 3 5	5 1	10	1	2	3	0 0	15
23	Jake Hall	G 28:00	3-10	3-8	0-0	1 5 6	2 0	9	2	0	1	0 2	12
2	Tajavis Miller	19:29	1-5	0-3	2-2	0 0 0	1 1	4	1	0	1	0 0	12
4	Uriah Tenette	29:10	5-15	3-5	1-1	1 1 2	1 2	14	3	0	0	2 18	
35	JT Rock	16:09	3-3	1-1	0-0	1 1 2	0 1	7	0	1	0	0 0	3
31	Milos Vicentic	05:57	0-1	0-1	0-0	0 0 0	0 0	0	0	0	0	0 0	6
Team						6 1 7	0 0	0	0	1	0	0 0	0
Totals		30:64	9-22	9-12	17 20	37 14	16 78	15	9	6	2	4	-20

Major Fouls: NONE

	WYO	UNM
Biggest lead	7 (1 st 6:12)	24 (2 nd 1:29)
Best Scoring Run	6 (1 st 7:22)	10 (1 st 1:53)
Lead Changes	1	
Times Tied	4	
Time with Lead	14:52	22:39

Points from Turnovers	WYO	UNM
	11	14
Paint	26	40
Second Chance	12	16
Fast Breaks	5	10
Bench	17	25

Period by Period Scoring	1st	2nd	TOT
WYO	31	27	58
UNM	34	44	78

Game 15: Wyoming vs. UNLV



Official Basketball Box Score - Final
UNLV at Wyoming
 01/06/26 Arena: Auditorium, Laramie
 2025-26 Men's Basketball

Game Time: 8:00 PM
 Game Duration: 2:14
 Attendance: 2,942

Officials: Mark Rigg, Rob Kueneman, Alex Landis

UNLV - 66

Record: 7-7 (2-1)

NO.	Name	Min	FG	3P	FT	Rebounds	Fouls	TP	AS	TO	ST	Blocks	+/-
			M.A.	M.A.	M.A.	OR DR TOT	PF	FF				BS BA	
2	Kimani Hamilton	F 34:52	5-12	1-3	8-12	4 2 6	3 5	19	1	5	1	0 0	-12
6	Tyrin Jones	F 36:16	5-13	0-1	6-10	4 4 8	4 5	16	0	1	3	4 1	-25
10	Jacob Bannarbie	F 12:53	1-2	0-0	2-4	0 1 1	3 4	4	0	0	0	0 0	-21
0	Dra Gibbs-Lawhorn	G 33:05	3-7	2-4	2-4	0 0 0	5 4	10	2	2	1	0 0	-23
3	Howie Fleming Jr.	G 28:33	2-5	1-1	3-5	1 4 5	3 4	8	2	2	1	0 1	-34
12	Issac Williamson	21:42	2-6	1-2	4-6	0 1 1	2 4	9	0	2	1	0 1	-24
4	Emmanuel Shephren	10:30	0-1	0-0	0-4	2 2 4	5 2	0	0	0	0	0 0	-13
22	Walter Brown	11:26	0-1	0-0	0-0	0 1 1	1 0	0	0	0	0	0 0	0
7	Al Green	04:36	0-0	0-0	0-0	0 0 0	0 0	0	0	0	0	0 0	0
24	Naas Cunningham	06:57	0-1	0-0	0-0	1 1 0	0 0	0	0	0	0	0 0	-1
Team						0 2 2	0 0	0	0	0	0	0 0	0
Totals		18:48	5-11	25-45	11 18	29 26	31 96	5	12	7	4	3	-32

Major Fouls: Hamilton (F) 2 2nd 4:28

Wyoming - 98

Record: 11-4 (2-3)

NO.	Name	Min	FG	3P	FT	Rebounds	Fouls	TP	AS	TO	ST	Blocks	+/-
			M.A.	M.A.	M.A.	OR DR TOT	PF	FF				BS BA	
10	Abou Magassa	F 15:46	3-5	0-0	2-4	2 2 4	3 3	8	0	2	0	0 1	16
2	Nasir Meyer	G 24:11	4-7	0-1	2-2	1 7 8	3 3	10	3	3	2		

Wyoming Cowboys

Game 17: Wyoming at San Diego State



Official Basketball Box Score - Final
San Diego St. at Wyoming
 01/20/26 Arena Auditorium, Laramie
 2025-26 Men's Basketball

Game Time: 6:00 PM
 Game Duration: 1:56
 Attendance: 4,556

Officials: Mike Littlewood, Nate Harris, Jason Phillips

San Diego St. - 74

Record: 12-4 (6-0)

NO. Name	Min	FG		3P		FT		Rebounds		Fouls		TP	AS	TO	ST	Blocks		+/-	
		M/A	M/A	M/A	M/A	OR	DR	OR	DR	PF	FF					BS	BA		
0 Magoon Gwath	18:34	3-8	1-2	0-1	1	5	6	0	2	7	1	1	0	1	0	0	0	0	0
40 Miles Helle	14:53	2-3	0-0	0-0	1	1	2	4	0	4	1	0	1	1	1	1	1	14	
3 Elzie Harrington	22:38	1-4	0-1	2-2	0	3	3	1	2	4	2	2	0	0	1	1	4	4	
21 Miles Byrd	23:11	3-7	2-4	4-4	0	3	3	2	3	12	4	1	1	2	0	0	18	18	
39 Reese Dixon-Waters	23:26	5-9	3-5	0-0	1	2	3	2	1	13	2	1	0	0	0	0	12	12	
25 Jeremiah Oden	14:21	1-7	0-3	1-2	0	3	3	1	3	0	1	1	0	1	0	1	1	-8	
5 Pharaoh Compton	16:10	2-3	0-0	0-0	2	2	2	2	1	4	0	1	0	2	0	3	3	3	
4 Sean Newman Jr.	09:55	0-0	0-0	2-2	0	0	0	0	1	2	1	0	0	0	0	0	7	7	
10 BJ Davis	23:51	4-5	0-1	0-1	0	4	4	1	2	8	1	0	2	0	0	13	13	13	
24 Taj DiCourville	19:06	3-4	1-1	0-0	0	0	0	2	7	1	1	0	0	0	0	0	0	0	
8 Tae Simmons	13:55	4-6	0-0	2-2	1	1	2	2	1	10	0	0	0	0	0	1	22	22	
Team					1	2	3	0	0	0	0	0	0	0	0	0	0	0	
Totals	28:56	7-17	11-14	5	29	34	17	16	74	13	8	6	16	4	17				

Shooting By Period

1st FG% 13-26 50.0%
 3PT% 3-8 37.5%
 FT% 9-11 81.8%

2nd FG% 15-30 50.0%
 3PT% 4-9 44.4%
 FT% 2-3 66.7%

GM FG% 28-56 50.0%
 3PT% 7-17 41.2%
 FT% 11-14 78.6%

Dead Ball Rebounds: 1,0

Wyoming - 57

Record: 11-6 (2-4)

NO. Name	Min	FG		3P		FT		Rebounds		Fouls		TP	AS	TO	ST	Blocks		+/-
		M/A	M/A	M/A	M/A	OR	DR	OR	DR	PF	FF					BS	BA	
8 Kiani Saxon	26:36	1-2	1-1	0-1	1	4	5	3	2	3	1	1	0	2	1	1	0	-14
11 Gavin Gores	24:57	5-8	0-1	2-2	2	6	8	2	2	12	0	1	1	1	0	0	0	-14
2 Nasir Meyer	36:47	4-14	4-13	1-2	1	5	6	1	3	13	1	2	0	0	0	0	0	-14
3 Khaden Bennett	26:09	2-8	2-5	1-2	0	1	1	1	2	7	7	1	0	0	0	2	16	16
5 Leland Walker	29:36	2-7	1-2	5-6	2	3	5	2	4	10	5	0	0	0	0	0	0	-7
13 Adam Harakow	14:17	0-3	0-2	1-2	1	0	1	1	1	11	0	1	0	0	1	0	-12	
10 Abou Magassa	14:10	1-3	0-0	3-4	2	1	3	4	2	5	0	0	1	1	1	1	1	
0 Uriyah Rojas	14:27	1-5	1-5	0-0	2	2	1	0	3	3	1	0	1	0	0	0	-4	
1 Damarion Dennis	13:01	1-5	1-5	0-0	0	1	1	1	0	3	1	0	0	0	0	0	-10	
Team					0	2	2	0	0	0	2	0	0	0	0	0	0	0
Totals	17:55	10-34	13-19	9	25	34	16	17	57	16	11	3	4	6	17			

Shooting By Period

1st FG% 7-29 24.1%
 3PT% 5-19 26.3%
 FT% 6-8 75%

2nd FG% 10-26 38.5%
 3PT% 5-15 33.3%
 FT% 7-11 63.6%

GM FG% 17-55 30.9%
 3PT% 10-34 29.4%
 FT% 13-19 68.4%

Dead Ball Rebounds: 6,0

SDSU

WYO

Biggest lead	24 (2 nd 2:42)	4 (1 st 10:57)	Points from		Turnovers		Period by Period Scoring		
			Turnovers	10	11	1st	2nd	TOT	
Best Scoring Run	8 (1 st 5:24)	7 (2 nd 0:48)	Point	34	14	SDSU	38	36	74
Lead Changes	2	2	Second Chance	5	5	WYO	25	32	57
Times Tied	3	3	Fast Breaks	11	3				
Time with Lead	32:05	05:57	Bench	34	12				

Major Fouls: NONE

Game 19: Wyoming vs. Boise State



Official Basketball Box Score - Final
Boise St. at Wyoming
 01/20/26 Arena Auditorium, Laramie
 2025-26 Men's Basketball

Game Time: 6:30 PM
 Game Duration: 1:56
 Attendance: 3,789

Officials: Kevin Hill, Scott Brown, Crystal Hagan

Boise St. - 81

Record: 11-8 (3-5)

NO. Name	Min	FG		3P		FT		Rebounds		Fouls		TP	AS	TO	ST	Blocks		+/-
		M/A	M/A	M/A	M/A	OR	DR	OR	DR	PF	FF					BS	BA	
13 Andrew Meadow	27:20	6-10	3-4	2-2	1	2	3	1	2	21	0	0	0	0	0	0	0	0
20 Drew Fielder	28:09	6-11	0-2	3-3	3	6	9	0	3	15	3	0	2	1	16	16	16	
22 Javan Buchanan	25:11	3-11	1-4	3-3	0	2	2	1	2	10	1	1	1	0	0	9	9	
4 Dylan Andrews	24:38	4-7	3-3	3-3	0	1	1	5	2	14	2	0	0	1	0	10	10	
5 RJ Keene	27:57	1-2	1-2	0-0	1	3	4	1	3	3	0	1	0	0	0	7	7	
1 Agnaldo Neto	15:15	1-4	0-1	0-0	0	2	2	3	2	2	4	0	0	0	0	4	4	
3 Brian Buom	02:47	0-0	0-0	0-0	0	0	0	0	0	0	0	0	0	0	0	0	0	
6 Pearson Carmichael	21:19	2-7	2-6	2-2	1	3	4	2	8	1	0	0	0	0	0	25	25	
9 Dominic Parolin	11:51	2-3	0-0	0-0	1	1	0	2	4	0	0	0	0	0	0	0	0	
16 Spencer Athrens	14:49	2-4	0-2	0-0	1	2	3	1	1	4	2	2	1	0	0	7	7	
11 Rayzhon Bergersen	00:45	0-0	0-0	0-0	0	0	0	0	0	0	0	0	0	0	0	2	2	
Team					0	1	1	0	0	0	1	0	0	0	0	0	0	
Totals	29:59	10-26	13-13	7	23	30	16	17	81	14	8	5	3	1	16			

Shooting By Period

1st FG% 15-29 51.7%
 3PT% 4-11 36.4%
 FT% 4-4 100%

2nd FG% 14-30 46.7%
 3PT% 6-15 40.0%
 FT% 9-9 100%

GM FG% 29-59 49.2%
 3PT% 10-26 38.5%
 FT% 13-13 100.0%

Dead Ball Rebounds: 2,0

Wyoming - 65

Record: 11-8 (2-4)

NO. Name	Min	FG		3P		FT		Rebounds		Fouls		TP	AS	TO	ST	Blocks		+/-
		M/A	M/A	M/A	M/A	OR	DR	OR	DR	PF	FF					BS	BA	
11 Gavin Gores	22:37	3-5	0-0	2-2	2	2	4	3	1	8	1	3	0	0	1	1	0	-11
35 Simm Saadi	20:47	1-2	1-2	0-0	0	1	1	2	0	3	0	1	1	1	0	0	0	-11
0 Uriyah Rojas	26:19	1-7	0-3	0-0	0	3	3	1	1	2	3	1	0	0	0	0	-23	
3 Khaden Bennett	36:01	1-5	1-4	4-5	4	6	10	3	5	7	2	4	1	0	1	0	-6	
5 Leland Walker	35:26	10-17	2-4	8-8	1	0	1	2	6	30	1	1	0	0	0	-13	-13	
1 Damarion Dennis	21:37	4-8	0-2	0-2	0	4	4	2	1	8	1	0	1	0	1	-4	-4	
8 Kiani Saxon	18:04	0-2	0-1	0-0	2	2	2	1	0	0	0	0	0	0	0	0	-7	
13 Adam Harakow	17:39	3-5	1-3	0-1	0	0	0	1	1	7	0	0	0	0	0	0	-2	
10 Abou Magassa	00:53	0-0	0-0	0-0	0	0	0	1	0	0	0	0	0	0	0	0	0	
14 Garrett Spielman	00:37	0-0	0-0	0-0	0	0	0	0	0	0	0	0	0	0	0	0	0	
Team					0	3	3	0	0	0	1	0	0	0	0	0	0	
Totals	23:51	5-19	14-18	7	21	28	17	16	65	8	11	3	1	3	16			

Shooting By Period

1st FG% 8-26 30.8%
 3PT% 0-9 0.0%
 FT% 2-5 40%

2nd FG% 15-25 60.0%
 3PT% 5-10 50.0%
 FT% 12-13 92.3%

GM FG% 23-51 45.1%
 3PT% 5-19 26.3%
 FT% 14-18 77.8%

Dead Ball Rebounds: 2,0

BSU

WYO

Biggest lead	23 (2 nd 5:20)	5 (1 st 13:06)	Points from		Turnovers		Period by Period Scoring		
			Turnovers	12	6	1st	2nd	TOT	
Best Scoring Run	18 (1 st 2:22)	10 (2 nd 16:41)	Point	36	32	BSU	38	43	81
Lead Changes	5	5	Second Chance	5	8	WYO	18	47	65
Times Tied	1	1	Fast Breaks	15	6				
Time with Lead	28:38	09:13	Bench	18	15				

Major Fouls: NONE

Game 18: Wyoming vs Fresno State



Official Basketball Box Score - Final
Wyoming at Fresno St.
 01/17/26 Save Mart Center, Fresno
 2025-26 Men's Basketball

Game Time: 4:00 PM
 Game Duration: 1:59
 Attendance: 6,539

Officials: Rob Kueneman, Kevin Fisher, Kristy Esparza

Wyoming - 60

Record: 11-7 (2-5)

NO. Name	Min	FG		3P		FT		Rebounds		Fouls		TP	AS	TO	ST	Blocks		+/-
		M/A	M/A	M/A	M/A	OR												

Wyoming Cowboys

Game 21: Wyoming at Utah State



Official Basketball Box Score - Final
Wyoming at Utah St.
 01/29/26 Dee Glen Sells Spectrum, Logan
 2025-26 Men's Basketball

Game Time: 7:00 PM
 Game Duration: 1:53
 Attendance: 10,270

Officials: Michael Irving, Edwin Young, Alfred Smith

Wyoming - 62

NO. Name	Min	FG		3P		FT		Rebounds		Fouls		TP	AS	TO	ST	Blocks		+/-
		M/A	M/A	M/A	M/A	OR	DR	OR	DR	FF	FD					BS	BA	
5 Kiani Saxon	F 21:46	0-1	0-1	0-1	1-1	0-0	1-1	0-0	1-0	0-0	1-0	0-0	1-0	0-0	0-0	0-0	0-0	21
11 Gavin Gores	F 18:13	1-2	0-0	2-2	1-1	3-4	1-1	0-0	2-0	2-0	0-0	0-0	2-0	0-0	0-0	0-0	0-0	-27
2 Nasir Meyer	G 27:26	5-10	2-6	0-0	1-4	5-5	1-0	12-1	3-1	3-1	0-2	2-0	1-0	2-0	0-2	0-18		
3 Khaden Bennett	G 28:37	2-9	1-5	4-5	0-0	3-3	3-4	9-4	1-1	0-0	2-0	0-0	2-0	0-0	0-0	0-0	0-0	-30
5 Leland Walker	G 32:04	8-16	4-6	4-4	2-3	5-5	1-4	24-1	4-0	4-0	0-0	1-1	0-0	0-0	0-0	0-0	0-0	-34
1 Damarion Dennis	10:38	1-4	0-3	1-1	1-0	1-1	0-1	3-1	1-1	0-0	0-0	1-0	0-0	0-0	0-0	0-0	0-0	-11
10 Abou Magassa	18:08	1-2	0-0	0-0	3-2	5-3	1-1	2-0	0-0	0-0	1-0	0-0	1-0	0-0	0-0	0-0	0-0	-11
13 Adam Harakow	13:31	1-4	0-3	0-0	0-0	0-2	3-2	2-0	0-0	1-0	0-0	0-0	1-0	0-0	0-0	0-0	0-0	-5
0 Uriyah Rojas	18:35	1-10	0-6	1-2	1-3	4-0	0-2	3-0	0-0	1-0	0-0	0-0	1-0	0-0	0-0	0-0	0-0	-7
35 Simm Saadi	08:22	1-2	1-2	0-0	1-0	1-0	0-0	3-0	0-0	1-0	0-0	0-0	1-0	0-0	0-0	0-0	0-0	2
14 Garrett Spielman	02:40	0-0	0-0	0-0	1-0	1-0	0-0	0-0	0-0	0-0	0-0	0-0	0-0	0-0	0-0	0-0	0-0	2
Team					4	1	5	0	0	0	0	1						
Totals		21-60	9-32	12-18	16	20	36	16	17	62	8	13	3	2	5	32		

Shooting By Period	
1 st FG%	10-27 37.0%
3PT%	5-16 31.3%
FT%	3-5 60%
2 nd FG%	11-33 33.3%
3PT%	3-16 18.8%
FT%	9-13 69.2%
GM FG%	21-60 35.0%
3PT%	9-32 28.0%
FT%	12-18 66.7%

Dead Ball Rebounds: 2.0

Utah St. - 94

NO. Name	Min	FG		3P		FT		Rebounds		Fouls		TP	AS	TO	ST	Blocks		+/-
		M/A	M/A	M/A	M/A	OR	DR	OR	DR	FF	FD					BS	BA	
32 Zach Keller	F 14:58	1-1	0-0	0-0	0-0	0-0	2-0	2-0	0-0	0-0	0-0	0-0	0-0	0-0	0-0	0-0	0-0	21
35 Adlan Elamin	F 22:52	3-5	1-2	2-2	0-0	5-5	0-0	2-9	5-1	4-0	1-1	2-4	0-0	1-1	0-0	0-0	0-0	24
2 MJ Collins	G 20:42	5-10	2-7	0-0	1-1	0-0	1-0	12-4	4-0	0-0	0-0	0-0	0-0	0-0	0-0	0-0	0-0	37
8 Drake Allen	G 18:35	2-4	0-2	2-2	0-1	1-1	0-0	1-6	6-2	0-0	0-0	0-0	0-0	0-0	0-0	0-0	0-0	26
12 Mason Falslev	G 22:38	4-6	2-3	1-1	0-4	1-1	1-1	5-1	2-0	0-0	0-0	0-0	0-0	0-0	0-0	0-0	0-0	15
11 Garry Clark	15:37	5-6	0-0	3-5	2-3	5-5	0-0	3-5	13-0	0-0	0-0	0-0	0-0	0-0	0-0	0-0	0-0	6
1 Elijah Perryman	16:44	0-2	0-1	0-0	0-4	1-0	0-0	4-1	0-0	0-0	0-0	0-0	0-0	0-0	0-0	0-0	0-0	4
22 Karson Templin	12:42	2-4	1-1	3-6	2-1	3-3	1-3	8-0	0-0	0-0	1-1	1-1	0-0	0-0	0-0	0-0	0-0	15
7 Kolby King	25:09	6-9	4-7	4-5	1-6	7-7	1-4	20-2	0-0	0-0	1-0	0-0	0-0	0-0	0-0	0-0	0-0	21
3 Tucker Anderson	13:51	4-6	3-5	0-0	0-0	0-0	3-0	11-0	0-0	0-0	1-0	0-0	0-0	0-0	0-0	0-0	0-0	-2
5 Jordy Barnes	09:59	0-3	0-3	0-0	0-0	0-0	4-0	2-0	0-0	0-0	0-0	0-0	0-0	0-0	0-0	0-0	0-0	-3
20 Luke Kearney	06:13	1-4	0-3	0-0	0-1	1-0	1-0	2-0	0-0	0-0	0-0	0-0	0-0	0-0	0-0	0-0	0-0	-4
Team					4	1	5	0	0	0	0	0						
Totals		33-60	13-34	15-21	9	27	36	17	16	84	26	5	6	5	2	0	0	32

Shooting By Period	
1 st FG%	17-29 58.6%
3PT%	8-16 50.0%
FT%	9-10 90%
2 nd FG%	16-31 51.6%
3PT%	5-18 27.8%
FT%	7-11 63.6%
GM FG%	33-60 55.0%
3PT%	13-34 38.2%
FT%	15-21 71.4%

Dead Ball Rebounds: 4.0

Major Fouls: NONE

Biggest lead	WYO		Points from Turnovers	WYO	USU	Period by Period Scoring			
	2 (1 st 19:17)	38 (2 nd 10:30)				1st	2nd	TOT	
Best Scoring Run	7 (2 nd 14:35)	13 (1 st 15:48)	Paint	24	38	WYO	28	34	62
Lead Changes	1	1	Second Chance	17	14	USU	50	44	94
Times Tied	1	1	Fast Breaks	2	14				
Time with Lead	00:37	38:16	Bench	13	54				

Game 22: Wyoming vs. Colorado State



Official Basketball Box Score - Final
Colorado St. at Wyoming
 01/31/26 Arena Auditorium, Laramie
 2025-26 Men's Basketball

Game Time: 7:30 PM
 Game Duration: 1:57
 Attendance: 6,584

Officials: Larry Scrotto, Luke Schurmer, Bryan Anstinger

Colorado St. - 57

NO. Name	Min	FG		3P		FT		Rebounds		Fouls		TP	AS	TO	ST	Blocks		+/-
		M/A	M/A	M/A	M/A	OR	DR	OR	DR	FF	FD					BS	BA	
35 Kyle Jorgensen	F 31:05	4-12	2-7	3-4	1-5	6-6	1-4	13-2	2-0	0-0	1-3	0-0	2-0	0-0	0-0	0-0	0-0	1-3
1 Josh Pascarella	G 29:06	0-8	0-6	0-0	1-2	3-1	0-0	1-0	0-0	0-0	0-0	0-0	0-0	0-0	0-0	0-0	0-0	-17
2 Brandon Rechsteiner	G 24:46	1-5	0-3	0-0	1-1	2-2	0-0	2-0	0-0	0-0	0-0	0-0	0-0	0-0	0-0	0-0	0-0	-16
4 Jase Butler	G 26:33	3-5	0-1	1-1	2-2	4-5	1-7	1-3	1-0	1-0	0-0	1-1	0-0	0-0	0-0	0-0	0-0	-14
21 Rashaan Mbemba	G 23:08	3-6	0-0	0-0	1-1	2-4	0-0	6-1	1-1	1-0	0-0	1-1	0-0	0-0	0-0	0-0	0-0	-15
0 Carey Booth	13:21	2-4	0-0	0-0	1-1	2-2	1-2	4-0	0-0	1-1	1-1	0-0	0-0	0-0	0-0	0-0	0-0	-4
8 Jojo McIver	15:23	1-1	1-1	0-0	1-3	4-4	0-3	1-0	0-0	0-0	0-0	0-0	0-0	0-0	0-0	0-0	0-0	5
55 Jevin Muniz	24:32	5-12	1-5	3-4	0-2	2-2	2-5	14-7	0-0	1-0	0-0	1-0	0-0	0-0	0-0	0-0	0-0	8
11 Augustinas Kiudulas	12:08	4-5	0-0	0-1	0-1	0-1	0-0	3-0	0-0	1-0	0-0	0-0	0-0	0-0	0-0	0-0	0-0	1
Team					4	1	5	0	0	0	0	0	1					
Totals		23-58	4-23	7-10	12	19	31	20	15	57	13	9	5	1	5	11		

Shooting By Period	
1 st FG%	11-29 37.9%
3PT%	1-11 9.1%
FT%	0-1 0%
2 nd FG%	12-29 41.4%
3PT%	3-12 25.0%
FT%	7-9 77.8%
GM FG%	23-58 39.7%
3PT%	4-23 17.4%
FT%	7-10 70.0%

Dead Ball Rebounds: 1.0

Major Fouls: McIver (TF) 2nd 5:49

Wyoming - 68

NO. Name	Min	FG		3P		FT		Rebounds		Fouls		TP	AS	TO	ST	Blocks		+/-	
		M/A	M/A	M/A	M/A	OR	DR	OR	DR	FF	FD					BS	BA		
11 Gavin Gores	F 28:03	1-4	0-2	1-2	1-2	3-3	2-1	3-0	2-0	0-0	0-0	0-0	0-0	0-0	0-0	0-0	0-0	0-0	6
2 Nasir Meyer	G 20:31	2-4	1-2	0-0	0-2	2-2	1-3	0-0	2-2	0-0	0-0	0-0	0-0	0-0	0-0	0-0	0-0	0-0	3
3 Khaden Bennett	G 36:26	8-14	6-8	0-0	2-8	10-10	3-2	22-2	2-0	3-1	0-0	3-1	1-0	0-0	0-0	0-0	0-0	0-0	17
5 Leland Walker	G 33:30	2-6	0-2	6-8	0-1	1-1	2-8	10-4	3-1	1-0	0-0	0-0	0-0	0-0	0-0	0-0	0-0	0-0	6
13 Adam Harakow	G 26:36	2-3	2-3	3-4	1-4	5-5	3-9	3-2	0-0	1-0	0-0	0-0	0-0	0-0	0-0	0-0	0-0	0-0	9
0 Uriyah Rojas	06:30	0-1	0-1	0-0	0-1	1-1	0-0	1-0	0-0	0-0	0-0	0-0	0-0	0-0	0-0	0-0	0-0	0-0	5
1 Damarion Dennis	23:03	3-7	2-4	8-8	1-0	1-0	4-4	16-0	1-1	0-0	0-0	0-0	0-0	0-0	0-0	0-0	0-0	2	
8 Kiani Saxon	15:18	1-1	1-1	0-0	1-4	5-5	0-0	3-0	0-0	0-0	0-0	0-0	0-0	0-0	0-0	0-0	0-0	0-0	0
10 Abou Magassa	03:42	0-0	0-0	0-0	0-0	0-0	1-1	0-0	0-0	0-0	0-0	0-0	0-0	0-0	0-0	0-0	0-0	-2	
35 Simm Saadi	06:21	0-3	0-2	0-0	0-1	1-0	0-0	0-0	0-0	0-0	0-0	0-0	0-0	0-0	0-0	0-0	0-0	0-0	0
Team					1														

Wyoming Cowboys

Game 25: Wyoming at Colorado State



Official Basketball Box Score - Final
Wyoming at Colorado St.
 02/14/26 Moby Arena, Fort Collins
 2025-26 Men's Basketball

Game Time: 2:00 PM
 Game Duration: 1:55
 Attendance: 6,528

Officials: Rob Kuennenan, Mason Sier, Jim Burro

Wyoming - 68

Record: 13-12 (4-10)

NO.	Name	Min	FG		3P		FT		Rebounds		Fouls		TP	AS	TO	ST	Blocks		+/-	
			M	A	M	A	O	D	O	R	O	D					O	R		O
35	Simm Saadi	F	12:45	1-3	1-2	0-0	0	1	2	0	3	0	1	0	0	0	0	1	1	-14
1	Damarian Dennis	G	33:35	9-14	1-4	2-2	3	1	4	2	21	1	1	1	1	1	0	1	-2	
2	Nasir Meyer	G	21:55	4-9	2-5	2-2	1	0	1	4	1	12	3	0	0	0	0	1	2	
3	Khaden Bennett	G	38:56	5-14	3-7	0-0	3	6	9	3	3	13	3	0	0	0	0	2	-8	
5	Leland Walker	G	35:32	5-14	0-5	1-2	0	2	2	3	4	11	3	3	1	0	0	2	-23	
8	Kiani Saxon	F	21:11	0-1	0-0	0-0	0	1	1	4	2	0	0	1	0	0	0	0	-1	
13	Adam Harakow	F	17:07	2-8	2-5	0-0	1	0	1	4	0	6	0	0	1	0	1	0	-11	
0	Uriyah Rojas	G	10:32	0-1	0-1	0-0	0	1	1	2	0	0	0	0	0	0	0	0	-3	
10	Abou Magassa	G	08:27	1-2	0-0	0-2	1	2	3	0	2	2	0	0	0	0	0	1	-1	
Team				4		0		4		0		0		0		0				
Totals				27-66	9-29	5-8	13	14	27	26	14	68	11	5	3	0	9	-11		

Shooting By Period

1 st FG%	10-24	41.7%
3PT%	5-12	41.7%
FT%	3-6	50%
2 nd FG%	11-34	32.4%
3PT%	4-17	23.5%
FT%	2-2	100%
GM FG%	27-66	40.9%
3PT%	9-29	31.0%
FT%	5-8	62.5%

Dead Ball Rebounds: 2

Major Fouls: NONE

Colorado St. - 79

Record: 15-10 (6-3)

NO.	Name	Min	FG		3P		FT		Rebounds		Fouls		TP	AS	TO	ST	Blocks		+/-
			M	A	M	A	O	D	O	R	O	D					O	R	
33	Carey Booth	F	24:09	2-4	1-2	1-2	0	4	4	1	2	6	0	0	0	0	0	1	14
35	Kyle Jorgensen	F	25:52	5-7	1-2	0-0	1	1	2	3	11	2	2	0	1	0	1	0	11
1	Josh Pascarella	G	07:32	1-3	1-1	0-0	0	2	2	0	0	3	1	0	0	0	0	0	0
2	Brandon Rechsteiner	G	32:25	4-9	1-6	2-2	0	3	3	0	2	11	0	1	0	1	0	11	
4	Jase Butler	G	29:51	3-4	1-1	1-1	1-2	1	2	3	2	8	1	6	1	3	0	0	25
8	Jopo Molver	G	14:02	0-0	0-0	0-0	0	2	2	4	1	0	0	3	0	0	0	-13	
55	Jevin Muniz	G	36:10	6-8	1-1	2-2	0	5	5	1	1	15	3	0	0	0	0	10	
11	Augustinas Kiudulas	G	12:04	0-1	0-0	1-2	1	0	1	0	3	1	1	1	0	0	0	-12	
21	Rashaan Mbemba	G	17:55	3-3	0-0	8-10	0	8	8	3	8	14	0	3	1	0	0	9	
Team				0		0		0		0		0		0		0			
Totals				24-39	6-13	25-30	3	27	30	14	26	79	13	11	4	9	0	11	

Shooting By Period

1 st FG%	12-22	54.5%
3PT%	5-8	62.5%
FT%	8-8	100%
2 nd FG%	12-17	70.6%
3PT%	1-5	20.0%
FT%	17-22	77.3%
GM FG%	24-39	61.5%
3PT%	6-13	46.2%
FT%	25-30	83.3%

Dead Ball Rebounds: 3

Major Fouls: NONE

WYO

CSU

Biggest lead	WYO		CSU		Points from Turnovers	WYO	CSU	Period by Period Scoring			
	10 (2 nd 15:06)	11 (2 nd 0:18)	10 (2 nd 4:06)	8				1st	2nd	TOT	
Best Scoring Run	8		10 (2 nd 4:06)		Paint	30	30	WYO	40	28	68
Lead Changes	8		8		Second Chance	8	5	WYO	40	28	68
Times Tied	4		4		Fast Breaks	6	6	WYO	42	28	70
Time with Lead	26:29	11:36			Bench	8	30	CSU	37	42	79

Game 26: Wyoming vs. Fresno State



Official Basketball Box Score - Final
Fresno St at Wyoming
 02/17/26 Arena Auditorium, Laramie
 2025-26 Men's Basketball

Game Time: 6:30 PM
 Game Duration: 1:55
 Attendance: 3,755

Officials: D.J. Carstensen, Amy Bonner, Alrod Smith

Fresno St. - 62

Record: 13-14 (6-9)

NO.	Name	Min	FG		3P		FT		Rebounds		Fouls		TP	AS	TO	ST	Blocks		+/-
			M	A	M	A	O	D	O	R	O	D					O	R	
35	DeShawn Gory	F	31:42	6-14	1-3	4-4	0	2	2	2	4	17	2	2	0	0	1	-6	
9	Gasper Kocivar	C	13:15	2-3	1-1	0-1	0	1	1	1	1	5	3	0	0	0	0	0	
16	Wilson Jacques	C	29:20	7-11	0-1	5-9	5	7	12	1	9	19	0	0	0	0	0	-16	
7	Aram Sogut-Urbanov	G	29:46	3-8	1-4	0-0	0	1	1	4	0	7	0	0	0	0	0	-9	
10	Zaon Collins	G	33:54	5-9	1-1	0-0	1	2	3	2	0	11	5	3	5	0	1	-10	
4	Cameron Faas	F	17:24	3-3	3-3	2-2	1	1	2	2	1	11	0	0	0	0	0	1	
6	DJ Slickman	G	03:43	1-2	0-0	1-2	0	0	0	0	1	3	0	0	0	0	0	3	
11	Jac Mani	G	10:24	1-3	0-0	0-0	2	1	3	1	1	2	0	1	0	0	1	-4	
17	Matteo Porto	G	03:29	0-1	0-1	0-0	0	1	1	0	0	0	0	0	0	0	0	1	
21	Bastien Rieber	G	27:03	1-2	0-1	5-6	0	1	1	2	5	7	5	2	1	0	0	-10	
Team				2		1		3		0		0		0		0			
Totals				29-56	7-15	17-24	11	18	29	15	22	62	15	9	6	0	3	-10	

Shooting By Period

1 st FG%	15-28	53.6%
3PT%	3-8	37.5%
FT%	7-12	58.3%
2 nd FG%	14-28	50.0%
3PT%	4-7	57.1%
FT%	10-12	83.3%
GM FG%	29-56	51.8%
3PT%	7-15	46.7%
FT%	17-24	70.8%

Dead Ball Rebounds: 3

Major Fouls: NONE

WYOMING - 92

Record: 14-12 (5-10)

NO.	Name	Min	FG		3P		FT		Rebounds		Fouls		TP	AS	TO	ST	Blocks		+/-
			M	A	M	A	O	D	O	R	O	D					O	R	
8	Kiani Saxon	F	24:15	3-4	1-2	0-0	0	0	0	2	3	2	1	1	1	1	0	0	12
1	Damarian Dennis	G	33:55	7-14	3-5	0-0	1	2	3	1	1	17	3	1	1	0	0	7	
2	Nasir Meyer	G	31:24	8-15	3-8	3-3	2	3	5	2	2	22	4	1	2	0	0	8	
3	Khaden Bennett	G	28:59	5-8	3-5	4-4	4	4	8	4	4	17	5	2	1	1	0	11	
5	Leland Walker	G	23:02	3-9	2-7	2-4	1	0	1	4	6	10	4	3	0	0	0	-1	
13	Adam Harakow	F	17:06	1-2	0-0	0-0	1	4	5	2	1	1	0	0	0	0	0	3	
35	Simm Saadi	G	09:20	0-2	0-2	0-0	1	1	2	0	0	0	0	0	0	0	0	-3	
0	Uriyah Rojas	G	25:34	4-6	3-4	0-0	0	3	3	1	0	11	3	0	0	0	0	14	
10	Abou Magassa	G	06:25	3-3	0-0	0-0	2	1	3	4	0	6	1	0	0	0	0	1	
Team				0		0		0		0		0		0		0			
Totals				34-63	15-33	9-11	12	20	32	22	15	92	21	9	5	3	0	10	

Shooting By Period

1 st FG%	16-35	45.7%
3PT%	8-21	38.1%
FT%	2-2	100%
2 nd FG%	19-28	67.9%
3PT%	7-9	77.8%
GM FG%	34-63	54.0%
3PT%	15-33	45.5%
FT%	9-11	81.8%

Dead Ball Rebounds: 1

Major Fouls: NONE

FS

WYO

Biggest lead	FS		WYO		Points from Turnovers	FS	WYO	Period by Period Scoring			
	8 (1 st 9:55) <th>12 (2nd 4:12) <th>8 (1st 6:44) <th>14 <th>14 <th>TOT</th> </th></th></th></th>	12 (2 nd 4:12) <th>8 (1st 6:44) <th>14 <th>14 <th>TOT</th> </th></th></th>	8 (1 st 6:44) <th>14 <th>14 <th>TOT</th> </th></th>	14 <th>14 <th>TOT</th> </th>				14 <th>TOT</th>	TOT		
Best Scoring Run	8 (1 st 16:36)		8 (1 st 6:44)		Paint	42	38	FS	40	42	82
Lead Changes	2		2		Second Chance	13	18	WYO	42	50	92
Times Tied	3		3		Fast Breaks	6	6	WYO	42	50	92
Time with Lead	15:01	22:12			Bench	23	19	WYO	42	50	92

Game 27: Wyoming at Grand Canyon



Official Basketball Box Score - Final
Wyoming at Grand Canyon
 02/21/26 Global Credit Union Arena, Phoenix
 2025-26 Men's Basketball

Game Time: 6:00 PM

Wyoming Cowboys

Game 29: Wyoming vs Air Force



Official Basketball Box Score - Final
Air Force at Wyoming
 02/26/20 Arena Auditorium, Laramie
 2025-26 Men's Basketball

Game Time: 2:00 PM
 Game Duration: 1:55
 Attendance: 4,422

Officials: Alfred Smith, Janetta Graham, Anthony Burris

Air Force - 62

Record: 3-26 (0-18)

NO.	Name	Min	FG			3P			FT			Rebounds		Fouls		TP	AS	TO	ST	Blocks		+/-	
			M/A	M/A	M/A	M/A	M/A	M/A	M/A	OR	DR	TOT	PP	FB	BS					BA			
24	Lucas Hobbs	F 30:08	2-7	1-5	0-0	0-0	0-0	4-1	1-5	1-0	1-0	0-0	5	1	0	1	0	0	0	0	0	0	-5
30	Eli Robinson	F 32:16	5-7	0-2	2-3	3-3	6-6	2-3	12-3	3	0	1	0	0	0	0	0	0	0	0	0	0	6
51	Wesley Celichowski	C 31:56	3-6	2-3	1-2	1-6	7-4	4-3	9-1	2	0	1	1	4	1	2	0	1	1	1	4	0	0
3	Kam Sanders	G 31:50	4-11	4-5	4-8	0-9	9-9	2-6	16-5	5	1	1	0	0	3	2	0	1	0	0	0	0	
21	Ethan Greenberg	G 29:48	1-3	1-3	0-0	0-4	4-4	2-0	3-2	0	1	0	0	2	0	1	0	0	0	0	0	2	
5	Riley Dering	G 29:49	2-3	0-0	0-0	0-2	2-2	2-0	4-0	0	0	1	1	9	0	0	0	1	1	1	0	0	
10	Caleb Walker	G 19:53	4-6	0-0	0-7	2-3	5-8	3-5	8-0	6	0	0	0	0	0	0	0	0	0	0	0	-10	
32	Koby Giles	G 06:10	0-1	0-0	0-0	0-0	0-0	0-0	0-0	0	0	0	0	0	0	0	0	0	0	0	0	-4	
2	AJ Patterson	G 08:10	2-3	0-0	1-1	1-0	1-1	2-1	5-0	2	0	0	1	7	0	2	0	0	1	1	0	-7	
Team																							
Totals			23-47	8-18	8-21	8	28	36	21	19	62	12	15	4	2	3	4						

Major Fouls: NONE

Wyoming - 66

Record: 15-13 (7-11)

NO.	Name	Min	FG			3P			FT			Rebounds		Fouls		TP	AS	TO	ST	Blocks		+/-	
			M/A	M/A	M/A	M/A	M/A	M/A	M/A	OR	DR	TOT	PP	FB	BS					BA			
8	Kiani Saxon	F 15:24	0-5	0-0	0-0	4-3	7-3	3-4	0-0	0-0	0-0	0-1	0-1	0-1	0-1	0-1	0-1	0-1	0-1	0-1	0-1	0-1	-9
1	Damarion Dennis	G 30:17	4-8	1-3	7-8	1-1	2-1	5-16	3-1	1-1	1-1	0-1	0-1	0-1	0-1	0-1	0-1	0-1	0-1	0-1	0-1	0-1	-1
2	Nasir Meyer	G 33:23	5-11	1-4	3-3	1-7	8-1	4-14	1-2	1-1	1-1	0-1	0-1	0-1	0-1	0-1	0-1	0-1	0-1	0-1	0-1	0-1	0-1
3	Khaden Bennett	G 24:22	1-6	0-3	1-2	0-2	2-4	2-3	2-1	1-1	0-0	0-0	0-0	0-0	0-0	0-0	0-0	0-0	0-0	0-0	0-0	0-0	0-0
5	Leland Walker	G 25:09	2-11	2-6	0-0	1-1	2-1	0-6	2-0	1-1	1-1	0-1	0-1	0-1	0-1	0-1	0-1	0-1	0-1	0-1	0-1	0-1	
0	Uriyah Rojas	G 25:22	1-8	0-5	0-0	1-1	2-0	0-0	2-2	1-1	1-0	0-0	10	0	0	0	0	0	0	0	0	0	
35	Simm Saad	G 13:18	4-9	1-4	0-0	1-2	3-4	1-9	0-0	1-0	0-0	1-4	0	0	0	0	0	0	0	0	0	0	
11	Adam Gores	G 10:42	1-1	0-0	0-0	1-1	2-4	2-2	0-2	0-0	0-0	0-6	0	0	0	0	0	0	0	0	0	0	
13	Adam Harakow	G 22:03	5-6	2-3	2-3	3-2	5-1	3-14	0-0	1-0	0-0	0-8	0	0	0	0	0	0	0	0	0	0	
Team																							
Totals			23-65	7-28	13-16	14	25	39	19	21	66	10	8	6	3	2	4						

Major Fouls: NONE

	AFA	WYO
Biggest lead	8 (1 st 18:31)	10 (1 st 6:04)
Best Scoring Run	9 (2 nd 6:54)	9 (1 st 13:50)
Lead Changes	5	
Times Tied	5	
Time with Lead	05:37	30:39

Points from	AFA		WYO	
	1st	2nd	TOT	TOT
Turnovers	11	22		
Paint	30	30		
Second Chance	8	17		
Fast Breaks	6	4		
Bench	17	27		

Game 30: Wyoming vs. Nevada



Official Basketball Box Score - Final
Nevada at Wyoming
 03/03/26 Arena Auditorium, Laramie
 2025-26 Men's Basketball

Game Time: 8:00 PM
 Game Duration: 2:09
 Attendance: 3,478

Officials: Randy Richardson, Amy Bonner, Kevin Raher

Nevada - 73

Record: 19-11 (11-8)

NO.	Name	Min	FG			3P			FT			Rebounds		Fouls		TP	AS	TO	ST	Blocks		+/-	
			M/A	M/A	M/A	M/A	M/A	M/A	M/A	OR	DR	TOT	PP	FB	BS					BA			
1	Elijah Price	F 25:21	6-8	1-1	7-11	1-2	3-4	7-7	20	0	1	0	0	0	0	0	0	0	0	0	0	0	5
6	Kaleb Lowery	F 15:55	2-5	0-3	0-0	0-1	1-2	0-0	4	0	0	0	0	0	0	0	0	0	0	0	0	-11	
4	Corey Camper Jr.	G 34:41	3-12	2-6	3-4	1-2	3-2	3-11	11	0	1	0	0	-1	0	0	0	0	0	0	0	-1	
7	Vaughn Weems	G 29:15	3-4	0-1	3-6	2-4	6-1	4-9	1	1	3	0	0	-7	0	0	0	0	0	0	0	-7	
12	Tayshawn Comer	G 09:23	0-0	0-0	0-0	0-0	0-0	0-0	0	0	0	0	0	-23	0	0	0	0	0	0	0	-23	
21	Joel Armotrading	G 11:43	1-5	0-0	0-1	1-3	4-3	2-2	2	0	0	0	1	2	0	0	0	0	0	0	0	1	
3	Tyler Rolison	G 23:17	4-6	0-0	6-7	0-3	3-5	4-14	14	1	0	0	1	25	0	0	0	0	0	0	0	25	
17	Peyton White	G 10:23	1-3	0-1	0-0	1-0	1-0	0-0	2	0	0	0	0	-9	0	0	0	0	0	0	0	-9	
5	Amire Robinson	G 10:51	0-1	0-0	0-0	0-0	0-0	0-1	0	0	0	0	0	-6	0	0	0	0	0	0	0	-6	
10	Jeriah Coleman	G 05:31	1-1	0-0	0-0	0-1	1-0	0-0	2	0	0	1	0	-1	0	0	0	0	0	0	0	-1	
2	Myles Walker	G 10:38	2-3	0-0	0-0	0-1	1-1	0-0	4	2	0	0	0	-11	0	0	0	0	0	0	0	-11	
0	Chuck Bailey III	G 13:02	2-6	1-3	0-0	0-1	1-1	3-0	5	0	0	1	0	-3	0	0	0	0	0	0	0	-3	
Team																							
Totals			25-54	4-15	19-29	8	21	29	22	21	73	9	6	5	1	2	10						

Major Fouls: NONE

Wyoming - 83

Record: 17-13 (8-11)

NO.	Name	Min	FG			3P			FT			Rebounds		Fouls		TP	AS	TO	ST	Blocks		+/-	
			M/A	M/A	M/A	M/A	M/A	M/A	M/A	OR	DR	TOT	PP	FB	BS					BA			
8	Kiani Saxon	F 08:31	0-0	0-0	0-0	0-4	0-3	3-2	3-0	1	0	0	0	0	-1	0	0	0	0	0	0	0	-1
1	Damarion Dennis	G 34:53	9-13	0-2	0-1	1-5	6-3	3-18	1	0	0	0	15	0	0	0	0	0	0	0	0	0	15
2	Nasir Meyer	G 30:03	4-6	1-3	0-0	0-2	3-2	2-9	4	4	0	0	7	0	0	0	0	0	0	0	0	0	7
3	Khaden Bennett	G 34:22	8-12	6-8	5-7	0-7	7-3	5-27	5	1	3	0	16	0	0	0	0	0	0	0	0	0	16
5	Leland Walker	G 26:38	3-3	2-2	2-3	0-1	1-3	3-3	10	3	0	0	0	16	0	0	0	0	0	0	0	0	16
11	Gavin Gores	G 19:57	3-3	0-0	5-6	1-2	3-3	3-3	11	1	3	1	1	0	0	0	0	0	0	0	0	0	10
0	Uriyah Rojas	G 18:17	1-3	0-1	3-4	0-1	1-1	2-5	1	0	1	0	0	0	0	0	0	0	0	0	0	0	0
13	Adam Harakow	G 17:00	0-2	0-2	1-2	0-6	6-2	1-1	0	0	2	0	0	-8	0	0	0	0	0	0	0	-8	
35	Simm Saad	G 07:27	0-3	0-0	0-0	0-0	0-0	0-0	0	2	1	0	0	-2	0	0	0	0	0	0	0	-2	
10	Abou Magassa	G 02:52	1-1	0-0	0-0	0-0	0-0	1-0	2	0	0	0	0	0	0	0	0	0	0	0	0	0	
Team																							
Totals			29-46	9-21	16-27	3	28	31	21	22	83	18	11	5	2	1	10						

Major Fouls: NONE

	NEV	WYO
Biggest lead	0 (1 st 20:00)	21 (1 st 2:11)
Best Scoring Run	10 (1 st 12:11)	14 (1 st 8:59)
Lead Changes	0	
Times Tied	0	
Time with Lead	00:00	39:38