

# ELGIN<sup>®</sup>

Subsidiary of Federal Signal Corporation

## Megawind<sup>®</sup>



# MEGAWIND® - COMBINATION LEAF & DEBRIS VACUUM, CATCH BASIN CLEANER & STREET SWEEPER

Whether the task at hand includes picking up leaves, street sweeping, cleaning catch basins and inserts to remove debris before it moves down the storm system; the Megawind is the right fit for your application. Our patented vacuum hose and powerful fan system tackles the removal of broken concrete or pavement pieces with ease. The Megawind combination leaf and debris vacuum, catch basin cleaner with optional street sweeper system delivers versatility, ease of use, power and performance to meet all of your vacuum truck needs.



## APPLICATION SOLUTIONS

*Elgin Sweeper doesn't offer just one sweeping technology — we take an application-based approach to solving our customers' sweeping needs. Our team works with each customer to ensure that you get a machine that fits your specifications, with the right truck, engine configuration, fuel requirements, and options.*

## POWERFUL SUPPORT

*Elgin's sweepers are built for clean, backed for life. Throughout the life of the sweeper, we offer training to your team on proper use and maintenance. We have a world-wide network of experienced dealers with factory trained technicians and a local stock of OEM parts and accessories, to ensure total customer peace of mind.*

## UNMATCHED QUALITY

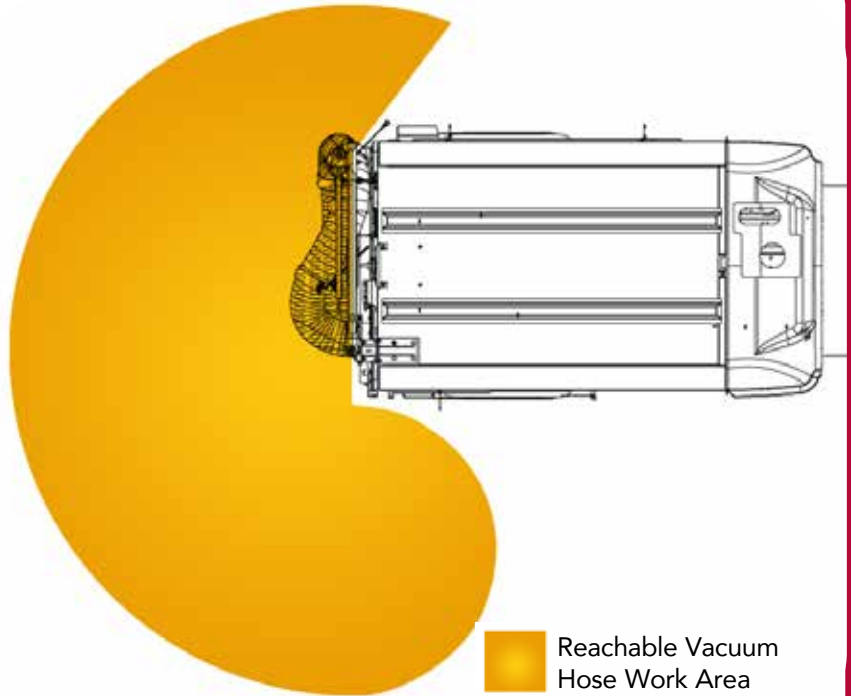
*The Megawind was introduced over 10 years ago and has been continuously improved. Manufactured in an ISO:9001 certified plant, Elgin products are quality inspected and functionally tested prior to shipment. Paint prior to assembly ensures uniform, durable coverage. Megawinds are proudly made in the U.S.A.*

# VERSATILITY, MANEUVERABILITY, AND PERFORMANCE IN ONE PACKAGE

This multi-purpose truck features a 12" vacuum hose with an industry-exclusive articulating power boom that delivers 180-degree hydraulic powered rotation allowing greater hose positioning options; a high-performance vacuum system; and a choice of large-capacity, tilt dumping debris bodies. Ideally suited for municipalities with increased catch basin programs and general maintenance sweeping, this machine brings out the best in truck mounted vacuum cleaning technology.

## ARTICULATING BOOM VACUUM HOSE

At the heart of the Megawind is a patented articulating boom design that controls the vacuum hose. This revolutionary boom allows a full 180 degrees of boom travel and over 200 degrees of hose reach while allowing hose positioning anywhere in a 10 ft. radius. This system provides operators with a wide work area as well as allowing the vacuum hose to fold inward on itself, within the rear profile of the unit, during transport, dumping or while not in use. Controlled with a pendant, the hydraulically articulating boom can be moved in/out, up/down, and left/right. A wireless remote is also available.

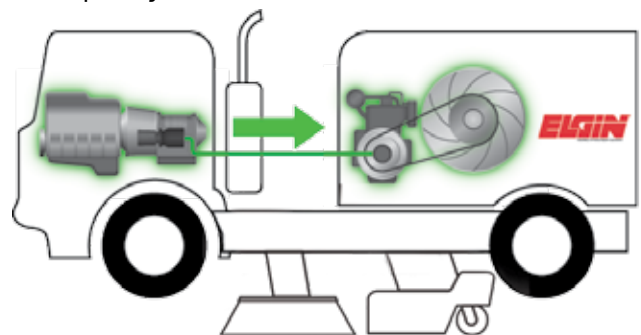


Reachable Vacuum  
Hose Work Area

## ECOINFUSED® SHAREDPOWER™ TECHNOLOGY

The Megawind's patented shared power system is a Tier 4F compliant solution that delivers proven performance, increased fuel efficiency, reduced emissions and lower noise levels at engine-rated speeds.

- The system was developed to share chassis power when using a 74 hp auxiliary engine to maintain outstanding sweep performance and catch basin cleaning while providing a simple emission compliant solution that doesn't involve complex, higher maintenance, and expensive exhaust aftertreatment devices.
- Typically the chassis engine is underutilized while sweeping or during catch basin cleaning. EcoInfused SharedPower technology taps into that unused potential and allows power to be hydraulically transferred to, and shared with, the auxiliary engine.
- Power can also come from regenerative braking. Using a transmission mounted PTO, energy normally lost to vehicle momentum while sweeping on downhill grades or coasting can be reclaimed and immediately applied back into the sweeper system.



\*With sweep gear

To see an animation on how the SharedPower system works, scan the QR code or visit: [elginsweeper.com/Products/AirSweepers/Megawind](http://elginsweeper.com/Products/AirSweepers/Megawind)

# THE ELGIN MEGAWIND

## HIGHLY EFFICIENT AIR CONVEYANCE SYSTEM

The highly efficient Megawind fan system provides the optimum blend of airflow and static vacuum, while consuming less horsepower.

- The Megawind fan has a rating of 30,000 CMF of airflow and can produce up to 44 inches of water column vacuum.
- High airflow assists in carrying the debris from the suction nozzle into the hopper.
- Vacuum assists in overcoming restrictions such as rocks or bulky debris; picking material up off the ground.



## HIGH-PERFORMANCE AUXILIARY ENGINE

The heavy-duty John Deere 4045T diesel engine provides exceptional power and extended service life. Auto shut-down of engine functions comes standard. The latest EPA Tier 4F and CARB emissions compliant packages are now standard.

## DEDICATED PUMP FOR CATCH BASIN CLEANING

A dedicated diaphragm jetter-style pump is separate from the optional dust control system pump. Designed for catch basin work, the pump delivers 290 PSI @ 23 GPM; providing adequate vibration in the catch basin with enough pressure to dislodge debris.



## OPERATOR FRIENDLY CONTROLS

Easy to read gauges provide quick assessment of all operating conditions. Water pump controls and in-cab hopper controls use simple rocker switches located on a centrally-mounted console for easy operation. High/low switch for dust suppression water spray flow rate is standard. The optional sweeper system controls include air regulators to provide positive side broom down pressure. Separate switches control the side broom in/out and up/down function.



## EFFICIENT DUST SUPPRESSION

Two corrosion-resistant tanks supply the jetting and sweeper dust suppression system with 335 gallons (1268 L) of water. The water system features long-life, quick disconnect fittings.

## SWEEPER SYSTEM (Optional)

The optional sweeper system is specifically designed for bulky debris such as leaves and sticks. The components include a unique "open throat" suction nozzle, trailing arm side brooms and an extension broom. The



"open throat" suction nozzle design reduces clogging and plugging associated with leaves, twigs, mud, bricks and broken pavement.

## SIMPLE, EASY, ACCESS MAINTENANCE

The Megawind is designed so that systems are accessible and easy to service. Large access doors allow for quick inspection of the auxiliary engine, electrical, water and hydraulic systems without tilting the hopper. The engine oil and pneumatic pressure can be checked, hydraulic filter changed and the fan bearings greased. The hydraulic system with o-ring seal fittings is designed for long life and leak-free operation. Heavy-duty, waterproof electrical connectors and color-coded wires have stamped identification for quick location during trouble shooting.

# SUPERIOR VACUUM SWEEPER DESIGN

## HIGH PRODUCTIVITY SUCTION NOZZLE(S) (Optional)

Choose single or dual 35 inch (890 mm) abrasion resistant suction nozzles. The 11 inch (279 mm) suction hose accepts large debris. The quick-disconnect feature allows an operator to inspect and clean the hose intake tube without raising the hopper.

## SIDE BROOMS (Optional)

36-inch (914 mm) diameter free-floating trailing arm side brooms can be operated individually or simultaneously for a 12 foot (3658 mm) sweep path. Side brooms have inward motion to prevent damage when sweeping around parked vehicles and other fixed obstacles. Variable speed in-cab control standard, to sweep all debris types.



## EXTENSION BROOM (Optional)

For enhanced sweeping and pick-up performance, the 54 inch (1372 mm) hydraulically-driven extension broom operators at a 24 degree windrow angle, directing and material into the path of the suction nozzle.

## MEMORY SWEEP (If equipped with sweeper gear)

Elgin's Memory Sweep® system allows the operator to resume all previous sweep settings, even broom tilt (if so equipped), with one-touch control to enhance productivity and reduce fatigue. It incorporates a multi-screen display that indicates system diagnostics, engine hours and broom hours.



## QUICK COMPLETE DUMPING

10 and 13 cubic yard (7.65 and 9.94 cubic meter) hoppers are constructed with 10-gauge steel walls and ceiling, a 1/4 inch (6.35 mm) thick floor with drop-down screens for quick cleanup.

A 50-degree tilt angle ensures efficient dumping. Hopper controls are safely accessible on the curb side of the sweeper and in the cab.

# APPLICATION-SPECIFIC CONFIGURATIONS

The Elgin Megawind can be customized with a variety of options to configure your machine for specific applications including:



## PERMEABLE PAVEMENT CLEANING & RESTORATION

The key to success with porous pavement is to keep the pores and joints open. **Maintenance** - routine surface debris removal and **Restoration** - deep cleaning to restore infiltration on plugged surfaces are both necessary throughout the life of the pavement. Cleaning the pavement with just the suction nozzle on the Megawind, a high-powered, pure vacuum sweeper, a minimum of twice a year does the trick. The vacuum pulls out embedded debris that plugs drainage paths.



## MULTI-PURPOSE SWEEPER

The Megawind can be equipped with large dual suction nozzles and side brooms to tackle general street sweeping maintenance with the additional ability to tackle bulky debris such as leaves, sticks and pieces of concrete and asphalt.



## LEAF PICKUP

Every fall, municipalities around the country face the challenge of efficient leaf pickup and disposal. The Megawind's 12" diameter vacuum hose with an exclusive articulating power boom that delivers 180 degree rotation makes easy work of vacuuming leaf piles. The large debris body options maximize the amount of leaves retrieved before having to dump.

## CATCH BASIN CLEANING

Catch basins allow surface water to runoff to enter the storm water conveyance system, while trapping solids and sediments that might otherwise end up polluting the receiving waters. Catch basin cleaning is an efficient and cost-effective method of preventing flooding as well as removing the sediment and pollutants before they can get into the waterways. The Megawind's large vacuum hose and hydraulic boom system make quick work of regularly scheduled catch basin cleaning and improves both aesthetics and local water quality.



## OTHER APPLICATIONS

- Bridge deck work
- Asphalt/concrete demolition
- Industrial plant clean-up.




# OPTIONAL ENHANCEMENTS



## LIGHTING

The Megawind sweeper can be equipped with a variety of optional lighting packages. The lighting packages are designed for flexibility based on customer requirements and can include strobes, beacons, and arrow sticks.



## LIFELINER® HOPPER SYSTEM

The LifeLiner® hopper liner and finish system greatly improves the life, durability, and dumping functionality of a sweeper hopper. It is backed by a lifetime warranty.\*\*



## 6" DOOR DRAIN

Decanting of water aids in optimizing your payload capacity; eliminates unnecessary carrying of water weight.

## ADDITIONAL OPTIONS:

- Front spray bar
- Inspection doors (10 yard)
- Rear flood lights
- Automatic lubrication system
- Hopper deluge system
- High pressure washdown i.l.o. jetter pump
- Auxiliary hydraulic pump
- In-cab side broom tilt
- Auto nozzle shutter
- Additional vacuum hose aluminum extensions; various diameters and reduced flanges
- Precision flow jetter wand

## SPECIFICATIONS:

### NOZZLE

- Suction nozzle only: 35 in (890 mm)
- Suction nozzle and one side broom: 52 in (1320 mm)
- Suction nozzle and extension broom: 78 in (1981 mm)
- Suction nozzle, extension and one side broom: 95 in (2413 mm)
- Dual suction nozzles, side brooms, extension broom: 144 in (3658 mm)

### SWEEP SYSTEM

High performance vacuum sweeper

### AUXILIARY ENGINE

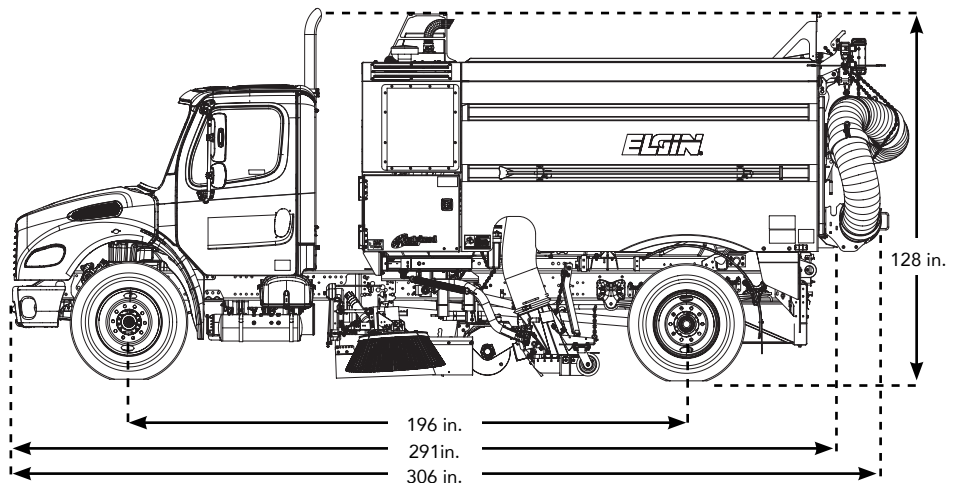
- John Deere 4045T
- Tier 4F low emission diesel

### CHASSIS

Conventional chassis

### TRAVEL SPEED

Highway speeds



\*With 36 (914 mm) in side brooms/10 yd<sup>3</sup> hopper. \*\*Consult factory for warranty details

# ELGIN SWEEPER IS YOUR PARTNER...

## IN THE PLANNING

Instead of one-size-fits-all solutions, we'll work with you to select the sweeping technology that fits your specific needs.



## IN THE STREETS

We're here to help you maintain your Elgin and train your operators to ensure the job is done right.



## INTO THE FUTURE

Our dealers don't just sell you an Elgin; they're available to answer your questions and provide service for the life of the machine.



## WARRANTY

Elgin Sweeper Company backs the Megawind sweeper with a one-year limited warranty. The Megawind is warranted against defects in material or workmanship for a period of 12 months from the date of delivery to the original purchaser. Optional extended warranty packages are available. Consult your Elgin dealer for complete warranty details.

Your Local Elgin Dealer Is:



[elginsweeper.com](http://elginsweeper.com)

1300 W. Bartlett Road • Elgin, IL 60120 U.S.A.

(847) 741-5370 Phone • (847) 742-3035 Fax

Specifications subject to change without notice. Some items shown may be optional. Elgin® Megawind® LifeLiner® and Memory Sweep™ are registered trademarks of Federal Signal Corporation. Federal Signal Corporation is listed on the NYSE by the symbol FSS.

©2017 Elgin Sweeper Company. U.S. Patent #US8,516,649, B2 #9,010,467 B2 Effective 8/17 P/N 0705364-D