

RURAL MUNICIPALITY OF KINGSLEY NO. 124
Financial Statements
December 31, 2020

INDEX

| | |
|---------------|---|
| Pages 1- 2 | Independent Auditors' Report |
| Page 3 | Statement of Financial Position |
| Page 4 | Statement of Operations |
| Page 5 | Statement of Changes in Net Financial Assets |
| Page 6 | Statement of Cash Flows |
| Pages 7 - 14 | Notes to the Financial Statements |
| Page 15 | Schedule of Taxes and Other Unconditional Revenue |
| Pages 16 - 19 | Schedule of Operating and Capital Revenue by Function |
| Pages 20 - 22 | Schedule of Total Expenses by Function |
| Pages 23 - 24 | Schedule of Segment Disclosure by Function |
| Page 25 | Schedule of Tangible Capital Assets by Object |
| Page 26 | Schedule of Tangible Capital Assets by Function |
| Page 27 | Schedule of Accumulated Surplus |
| Page 28 | Schedule of Mill Rates and Assessments |
| Page 29 | Schedule of Council Remuneration |


Management's Responsibility

The municipality's management is responsible for the preparation and presentation of the accompanying financial statements in accordance with Canadian public sector accounting standards (PSAS). The preparation of the statements necessarily includes selecting appropriate accounting policies and methods, and making decisions affecting the measurement of transactions in which objective judgments and estimates by management is required.


In discharging its responsibilities for the integrity and fair presentation of the financial statements, management designs and maintains the necessary accounting, budget and other related internal controls to provide reasonable assurance that transactions are appropriately authorized and accurately recorded, that assets are properly accounted for and safeguarded, and that financial records are properly maintained to provide reliable information for the preparation of financial statements.

The Council is composed of elected officials who are not employees of the municipality. The Council is responsible for overseeing management in the performance of its financial reporting responsibilities. The Council fulfils these responsibilities by reviewing the financial information prepared by management and discussing relevant matters with external auditors. The Council is also responsible for recommending the appointment of the municipality's external auditors.

Dudley & Company LLP, an independent firm of Chartered Professional Accountants, is appointed by the Council to audit the financial statements and report directly to them; their report is attached to the financial statements. The external auditors have full and free access to both the Council and management to communicate their audit findings.

A handwritten signature in black ink, appearing to be 'J. Smith', is written over a horizontal line.

Council

A handwritten signature in black ink, reading 'Holly Heubrich', is written over a horizontal line.

Administration

INDEPENDENT AUDITORS' REPORT

To the Reeve and Councillors
Rural Municipality of Kingsley No. 124

Opinion

We have audited the financial statements of the **RURAL MUNICIPALITY OF KINGSLEY NO. 124**, which comprise the statement of financial position as at December 31, 2020 and the statements of operations, changes in net financial assets and cash flows for the year then ended, and notes to the financial statements, including a summary of significant accounting policies.

In our opinion, the accompanying financial statements present fairly, in all material respects, the financial position of the municipality as at December 31, 2020, and its financial performance and its cash flows for the year then ended in accordance with Canadian public sector accounting standards.

Basis for Opinion

We conducted our audit in accordance with Canadian generally accepted auditing standards. Our responsibilities under those standards are further described in the *Auditors' Responsibilities for the Audit of the Financial Statements* section of our report. We are independent of the municipality in accordance with the ethical requirements that are relevant to our audit of the financial statements in Canada, and we have fulfilled our other ethical responsibilities in accordance with these requirements. We believe that the audit evidence we have obtained is sufficient and appropriate to provide a basis for our opinion.

Responsibilities of Management and Those Charged with Governance for the Financial Statements

Management is responsible for the preparation and fair presentation of the financial statements in accordance with Canadian public sector accounting standards, and for such internal control as management determines is necessary to enable the preparation of financial statements that are free from material misstatement, whether due to fraud or error.

In preparing the financial statements, management is responsible for assessing the municipality's ability to continue as a going concern, disclosing, as applicable, matters related to going concern and using the going concern basis of accounting unless management intends to dissolve the municipality or to cease operations, or has no realistic alternative but to do so.

Those charged with governance are responsible for overseeing the municipality's financial reporting process.

Auditors' Responsibilities for the Audit of the Financial Statements


Our objectives are to obtain reasonable assurance about whether the financial statements as a whole are free from material misstatement, whether due to fraud or error, and to issue an auditors' report that includes our opinion. Reasonable assurance is a high level of assurance, but is not a guarantee that an audit conducted in accordance with Canadian generally accepted auditing standards will always detect material misstatement when it exists. Misstatements can arise from fraud or error and are considered material if, individually or in the aggregate, they could reasonably be expected to influence the economic decisions of users taken on the basis of these financial statements.

Independent Auditors' Report (continued)

As part of an audit in accordance with Canadian generally accepted auditing standards, we exercise professional judgment and maintain professional skepticism throughout the audit. We also:

- Identify and assess the risks of material misstatement of the financial statements, whether due to fraud or error, design and perform audit procedures responsive to those risks, and obtain audit evidence that is sufficient and appropriate to provide a basis for our opinion. The risk of not detecting a material misstatement resulting from fraud is higher than for one resulting from error, as fraud may involve collusion, forgery, intentional omissions, misrepresentations, or the over-ride of internal control.
- Obtain an understanding of internal control relevant to the audit in order to design audit procedures that are appropriate in the circumstances, but not for the purpose of expressing an opinion on the effectiveness of the municipality's internal control.
- Evaluate the appropriateness of accounting policies used and the reasonableness of accounting estimates and related disclosures made by management.
- Conclude on the appropriateness of management's use of the going concern basis of accounting and, based on the audit evidence obtained, whether a material uncertainty exists related to events or conditions that may cast significant doubt on the municipality's ability to continue as a going concern. If we conclude that a material uncertainty exists, we are required to draw attention in our auditors' report to the related disclosures in the financial statements or, if such disclosures are inadequate, to modify our opinion. Our conclusions are based on the audit evidence obtained up to the date of our auditors' report. However, future events or conditions may cause the municipality to cease to continue as a going concern.
- Evaluate the overall presentation, structure and content of the financial statements, including the disclosures, and whether the financial statements represent the underlying transactions and events in a manner that achieves fair presentation.

We communicate with those charged with governance regarding, among other matters, the planned scope and timing of the audit and significant audit findings, including any significant deficiencies in internal control that we identify during our audit.



Dudley & Company LLP
Chartered Professional Accountants

Regina, Saskatchewan
May 23, 2021

RURAL MUNICIPALITY OF KINGSLEY NO. 124

Statement of Financial Position

As at December 31, 2020

Statement 1

| | 2020 | 2019 |
|---|---------------------|---------------------|
| ASSETS | | |
| Financial Assets | | |
| Cash & Temporary Investments (Note 2) | \$ 2,393,505 | \$ 2,268,842 |
| Taxes Receivable - Municipal (Note 3) | 39,530 | 62,653 |
| Other Accounts Receivable (Note 4) | 106,665 | 75,357 |
| Land for Resale | - | - |
| SARM (Note 5) | 82,294 | 76,835 |
| Other - Kingsley C&D loan | - | 8,275 |
| Total Financial Assets | 2,621,994 | 2,491,962 |
| LIABILITIES | | |
| Bank Indebtedness | - | - |
| Accounts Payable (Note 6) | 235,922 | 47,591 |
| Accrued Liabilities Payable | - | - |
| Deposits | - | - |
| Deferred Revenue | - | - |
| Accrued Landfill Costs | - | - |
| Liability for Contaminated Sites | - | - |
| Long-Term Debt (Note 7) | - | - |
| Lease Obligations | - | - |
| Other liabilities | - | 402 |
| Total Liabilities | 235,922 | 47,993 |
| NET FINANCIAL ASSETS | 2,386,072 | 2,443,969 |
| Non-Financial Assets | | |
| Tangible Capital Assets (Schedules 6, 7) | 5,998,808 | 5,452,593 |
| Prepayment and Deferred Charges | 7,221 | 343 |
| Stock and Supplies | 321,047 | 114,223 |
| Other | - | - |
| Total Non-Financial Assets | 6,327,076 | 5,567,159 |
| Accumulated Surplus (Deficit) (Schedule 8) | \$ 8,713,148 | \$ 8,011,128 |

The accompanying notes form an integral part of these financial statements.

RURAL MUNICIPALITY OF KINGSLEY NO. 124Statement of Operations
For the year ended December 31, 2020

Statement 2

| | | 2020 Budget | 2020 | 2019 |
|---|-----------------|---------------------|---------------------|---------------------|
| Revenues | | | | |
| Taxes and Other Unconditional Revenue | (Schedule 1) | \$ 2,120,449 | \$ 2,174,539 | \$ 2,051,106 |
| Fees and Charges | (Schedule 4, 5) | 48,100 | 46,934 | 66,747 |
| Conditional Grants | (Schedule 4, 5) | 47,100 | 112,932 | 46,714 |
| Tangible Capital Assets Sales - Gain | (Schedule 4, 5) | - | (119,597) | (11,524) |
| Land Sales - Gain | (Schedule 4, 5) | - | - | - |
| Investment Income and Commissions | (Schedule 4, 5) | 22,000 | 26,138 | 34,528 |
| Other Revenues | (Schedule 4, 5) | 10,000 | 7,550 | 3,400 |
| Total Revenues | | 2,247,649 | 2,248,496 | 2,190,971 |
| Expenses | | | | |
| General Government Services | (Schedule 3) | 249,872 | 221,422 | 228,312 |
| Protective Services | (Schedule 3) | 67,055 | 66,680 | 59,317 |
| Transportation Services | (Schedule 3) | 1,706,800 | 1,191,481 | 1,362,409 |
| Environmental and Public Health Services | (Schedule 3) | 67,500 | 34,909 | 34,402 |
| Planning and Development Services | (Schedule 3) | 9,000 | 6,582 | 1,023 |
| Recreation and Cultural Services | (Schedule 3) | 60,931 | 64,438 | 63,638 |
| Utility Services | (Schedule 3) | 400 | 258 | 240 |
| Total Expenses | | 2,161,558 | 1,585,770 | 1,749,341 |
| Surplus (Deficit) before Other Capital Contributions | | 86,091 | 662,726 | 441,630 |
| Other Capital Contributions (Schedule 4, 5) | | 26,200 | 39,294 | 53,051 |
| Surplus (Deficit) of Revenues over Expenses | | 112,291 | 702,020 | 494,681 |
| Accumulated Surplus (Deficit), Beginning of Year | | 8,011,128 | 8,011,128 | 7,516,447 |
| Accumulated Surplus (Deficit), End of Year | | \$ 8,123,419 | \$ 8,713,148 | \$ 8,011,128 |

The accompanying notes form an integral part of these financial statements.

RURAL MUNICIPALITY OF KINGSLEY NO. 124**Statement of Changes in Net Financial Assets****For the year ended December 31, 2020**

Statement 3

| | 2020 Budget | 2020 | 2019 |
|--|---------------------|---------------------|---------------------|
| Surplus (Deficit) | \$ 112,291 | \$ 702,020 | \$ 494,681 |
| (Acquisition) of tangible capital assets | (290,000) | (1,023,062) | (230,070) |
| Amortization of tangible capital assets | - | 212,250 | 217,644 |
| Proceeds on disposal of tangible capital assets | - | 145,000 | 11,200 |
| Loss (gain) on disposal of tangible capital assets | - | 119,597 | 11,524 |
| Surplus (Deficit) of capital expenses over expenditures | (290,000) | (546,215) | 10,298 |
| (Acquisition) of supplies inventories | - | (206,824) | - |
| (Acquisition) of prepaid expense | - | (6,878) | - |
| Consumption of supplies inventory | - | - | 284,546 |
| Use of prepaid expense | - | - | 61 |
| Surplus (Deficit) of other non-financial expenses over expenditures | - | (213,702) | 284,607 |
| Increase/Decrease in Net Financial Assets | (177,709) | (57,897) | 789,586 |
| Net Financial Assets - Beginning of Year | 2,443,969 | 2,443,969 | 1,654,383 |
| Net Financial Assets - End of Year | \$ 2,266,260 | \$ 2,386,072 | \$ 2,443,969 |

The accompanying notes form an integral part of these financial statements.

RURAL MUNICIPALITY OF KINGSLEY NO. 124

Statement of Cash Flows For the year ended December 31, 2020

Statement 4

| | 2020 | 2019 |
|---|--------------|--------------|
| Cash provided by (used for) the following activities | | |
| Operating: | | |
| Surplus (Deficit) | \$ 702,020 | \$ 494,681 |
| Amortization | 212,250 | 217,644 |
| Loss (gain) on disposal of tangible capital assets | 119,597 | 11,524 |
| | 1,033,867 | 723,849 |
| Changes in assets / liabilities | | |
| Taxes Receivable - Municipal | 23,123 | (9,325) |
| Other Receivables | (31,308) | 61,374 |
| Land for Resale | - | - |
| Other Financial Assets | 8,275 | - |
| Accounts and Accrued Liabilities Payable | 188,331 | (116,774) |
| Deposits | - | - |
| Deferred Revenue | - | - |
| Accrued Landfill Costs | - | - |
| Other liabilities | (402) | (500) |
| Stock and Supplies for Use | (206,824) | 284,546 |
| Prepayments and Deferred Charges | (6,878) | 61 |
| Other | - | - |
| Net cash from (used for) operations | 1,008,184 | 943,231 |
| Capital: | | |
| Acquisition of Capital Assets | (1,023,062) | (230,070) |
| Proceeds from the Disposal of Capital Assets | 145,000 | 11,200 |
| Other Capital | - | - |
| Net cash from (used for) capital | (878,062) | (218,870) |
| Investing: | | |
| S.A.R.M. | (5,459) | (8,329) |
| Other Investments | - | - |
| Net cash from (used for) investing | (5,459) | (8,329) |
| Financing: | | |
| Long-Term Debt Issued | - | - |
| Long-Term Debt Repaid | - | - |
| Other Financing | - | - |
| Net cash from (used for) financing | - | - |
| Increase (Decrease) in cash resources | 124,663 | 716,032 |
| Cash and Temporary Investments - Beginning of Year | 2,268,842 | 1,552,810 |
| Cash and Temporary Investments - End of Year | \$ 2,393,505 | \$ 2,268,842 |

The accompanying notes form an integral part of these financial statements.

RURAL MUNICIPALITY OF KINGSLEY NO. 124

Notes to the Financial Statements
For the year ended December 31, 2020

1. SUMMARY OF SIGNIFICANT ACCOUNTING POLICIES

The financial statements of the municipality have been prepared by management in accordance with Canadian public sector accounting standards (PSAS) as recommended by the Chartered Professional Accountants of Canada (CPA Canada).

Significant aspects of the accounting policies adopted by the municipality are as follows:

Basis of Accounting:

The financial statements are prepared using the accrual basis of accounting. The accrual basis of accounting requires revenues to be recognized as they become available and measurable and expenses are recognized as they are incurred and measurable as a result of the receipt of goods and services and the creation of a legal obligation to pay.

(a) Reporting Entity:

The financial statements report the assets, liabilities and flow of resources of the municipality. The entity is comprised of all of the organizations that are owned or controlled by the municipality and are, therefore, accountable to the Council for the administration of their financial affairs and resources.

(b) Collection of Funds for Other Authorities:

Collection of funds by the municipality for the school board, municipal hail and conservation and development authorities are collected and remitted in accordance with relevant legislation.

(c) Government Transfers:

Government transfers are the transfer of assets from senior levels of government that are not the result of an exchange transaction, are not expected to be repaid in the future, or the result of a direct financial return. Government transfers are recognized as either expenses or revenues in the period that the events giving rise to the transfer occur, providing:

- a) the transfer is authorized;
- b) eligibility criteria have been met by the recipient; and
- c) a reasonable estimate of the amount can be made.

Unearned government transfer amounts received but not earned will be recorded as deferred revenue.

Earned government transfer amounts not received will be recorded as an amount receivable.

(d) Deferred Revenue:

Fees and charges: Certain user charges and fees are collected for which the related services have yet to be performed. Revenue is recognized in the period when the related expenses are incurred or services performed.

(e) Net Financial Assets:

Net Financial Assets at the end of an accounting period are the net amount of financial assets less liabilities outstanding. Financial assets represent items such as cash and those other assets on hand which could provide resources to discharge existing liabilities or finance future operations. These include realizable assets which are convertible to cash and not intended for consumption in the normal course of operations.

(f) Non-Financial Assets:

Tangible capital and other Non-Financial Assets are accounted for as assets by the government because they can be used to provide government services in future periods. These assets do not normally provide resources to discharge the liabilities of the government unless they are sold.

RURAL MUNICIPALITY OF KINGSLEY NO. 124

Notes to the Financial Statements
For the year ended December 31, 2020

(g) Appropriated Reserves:

Reserves are established at the discretion of Council to designate surplus for future operating and capital transactions. Amounts so designated are described on Schedule 8.

(h) Property Tax Revenue:

Property tax revenue is based on assessments determined in accordance with Saskatchewan legislation and the formulas, principles, and rules in the Saskatchewan Assessment Manual. Tax mill rates are established annually by Council following the guidance of the Government of Saskatchewan. Tax revenues are recognized when the tax has been authorized by bylaw and the taxable event has occurred. Requisitions from other taxing authorities operate as a flow through and are excluded from municipal revenue.

(i) Investments:

Portfolio investments are valued at cost, less any provision for other than temporary impairment. Investments with terms longer than one year have been classified as other long-term investments concurrent with the nature of the investment.

The long term investments in the Saskatchewan Rural Municipalities - Self Insurance Fund are accounted for on the modified equity basis.

(j) Inventories:

Inventories of materials and supplies expected to be used by the municipality are valued at the lower of cost or replacement cost. Inventories of land, materials and supplies held for resale are valued at the lower of cost and net realizable value. Cost is determined by the average cost method. Net realizable value is the estimated selling price in the ordinary course of business.

RURAL MUNICIPALITY OF KINGSLEY NO. 124

Notes to the Financial Statements
For the year ended December 31, 2020

(k) Tangible Capital Assets:

All tangible capital asset acquisitions or betterments made throughout the year are recorded at their acquisition cost. Initial costs for tangible capital assets that were acquired and developed prior to 2009 were obtained via historical cost information or using current fair market values discounted by a relevant deflation factor back to the point of acquisition. Donated tangible capital assets received are recorded at their fair market value at the date of contribution; these, and the tangible capital assets that are recognized at a nominal value, are disclosed on Schedule 6. The cost of tangible capital assets less any estimated residual value are amortized over the asset's estimated useful life using the straight-line method of amortization. The municipality's tangible capital asset useful lives are estimated as follows:

| <u>Assets</u> | <u>Useful Life</u> |
|-------------------------------|--------------------|
| General Assets | |
| Land | Indefinite |
| Land Improvements | 15 years |
| Buildings | 40 years |
| Vehicles and Equipment | |
| Vehicles | 10 years |
| Machinery and Equipment | 10 to 20 years |
| Office Equipment | 5 to 10 years |
| Infrastructure Assets | |
| Infrastructure Assets | 15 to 40 years |
| Water and Sewer | 40 years |
| Road Network Assets | 15 to 40 years |

Government Contributions: Government contributions for the acquisition of capital assets are reported as capital revenue and do not reduce the cost of the related asset.

Works of Art and Other Unrecognized Assets: Assets that have a historical or cultural significance, which include works of art, monuments and other cultural artifacts are not recognized as tangible capital assets because a reasonable estimate of future benefits associated with this property cannot be made.

Capitalization of Interest: The municipality capitalizes interest incurred while a tangible capital asset is under construction.

Leases: All leases are recorded on the financial statements as either a capital or operating lease. Any lease that transfers substantially all of the benefits and risk associated with the leased asset is classified as a capital lease and recorded as a tangible capital asset. At the inception of a capital lease, an asset and a payment obligation are recorded at an amount equal to the lesser of the present value of the minimum lease payments and the asset's fair market value. Assets under capital lease are amortized on a straight line basis, over their estimated useful lives. Any other lease not meeting the before mentioned criteria is classified as an operating lease and rental payments are expensed as incurred.

(l) Landfill Liability:

The municipality of **RURAL MUNICIPALITY OF KINGSLEY NO. 124** does not maintain a waste disposal site.

RURAL MUNICIPALITY OF KINGSLEY NO. 124

Notes to the Financial Statements
For the year ended December 31, 2020

(m) Employee Benefit Plans:

Contributions to the municipality's defined benefit plans are expensed when contributions are due and payable. Under the defined benefit multiemployer plans, the municipality's obligations are limited to their contributions.

(n) Measurement Uncertainty:

The preparation of financial statements in conformity with Canadian public sector accounting standards requires management to make estimates and assumptions that affect the reported amount of assets and liabilities and disclosure of contingent assets and liabilities at the date of the financial statements, and the reported amounts of revenues and expenses during the period. Accounts receivable are stated after evaluation as to their collectability and an appropriate allowance for doubtful accounts is provided where considered necessary.

The measurement of stock and supplies inventories are based on estimates of volume and quality.

The "Opening Assets Costs" of tangible capital assets have been estimated where actual costs were not available.

Amortization is based on the estimated useful lives of tangible capital assets.

These estimates and assumptions are reviewed periodically and, as adjustments become necessary, they are reported in earnings in the periods in which they become known.

(o) Basis of Segmentation / Segment Report:

The municipality follows the Public Sector Accounting Board's recommendations requiring financial information to be provided on a segmented basis. Municipal services have been segmented by grouping activities that have similar service objectives (by function). Revenues that are directly related to the costs of the function have been attributed to each segment. Interest is allocated to functions based on the purpose of specific borrowings.

The segments (functions) are as follows:

General Government: The General Government segment provides for the administration of the municipality.

Protective Services: The Protective Services segment is comprised of expenses for police and fire protection.

Transportation Services: The Transportation Services segment is responsible for the delivery of public works services related to the development and maintenance of roadway systems and street lighting.

Environmental and Public Health: The Environmental segment provides waste disposal and other environmental services. The Public Health segment provides for items relating to public health services in the municipality.

Planning and Development: The Planning and Development segment provides for neighbourhood development and sustainability.

Recreation and Culture: The Recreation and Culture segment provides for community services through the provision of recreation and leisure services.

Utility Services: The Utility Services segment provides for delivery of water, collecting and treating of wastewater and providing collection and disposal of solid waste.

RURAL MUNICIPALITY OF KINGSLEY NO. 124

Notes to the Financial Statements
For the year ended December 31, 2020

(p) Budget Information:

Budget information is presented on a basis consistent with that used for actual results. The budget was approved by Council on April 21, 2020.

(q) New Accounting Standards:

Effective for Fiscal Years Beginning On or After April 1, 2022:

PS 1201 Financial Statement Presentation, replaces PS 1200 with revised general reporting principles and standards of presentation and disclosure in government financial statements. Requires a new statement of re-measurement gains and losses separate from the statement of operations arising from the re-measurement of financial instruments and items denominated in foreign currencies, as well as the government's proportionate share of other comprehensive income that arises when a government includes the results of government business enterprises and partnerships. Effective in the period PS 3450 and PS 2601 are adopted.

PS 2601 Foreign Currency Translation, replaces PS 2600 with revised guidance on the recognition, presentation and disclosure of transactions that are denominated in a foreign currency. Requires that monetary assets and liabilities denominated in a foreign currency and non-monetary items included in the fair value category, denominated in a foreign currency, be adjusted to reflect the exchange rates in effect at the financial statement date. Unrealized gains and losses are to be presented in the statement of re-measurement gains and losses.

PS 3041 Portfolio Investments, replaces PS 3040 with revised guidance on accounting for, and presentation and disclosure of, portfolio investments. Removes the distinction between temporary and portfolio investments. Upon adoption of PS 3450 and PS 3041, PS 3030, Temporary Investments, will no longer apply. Effective in the period PS 3450, PS 2601, and PS 1201 are adopted.

PS 3450 Financial Instruments, a new standard establishing guidance on the recognition, measurement, presentation and disclosure of financial instruments, including derivatives. The standard requires fair value measurement of derivatives and equity instruments that are quoted in an active market; all other financial instruments can be measured at cost/amortized cost or fair value at the election of the government. Unrealized gains and losses are presented in a new statement of re-measurement gains and losses. There is the requirement to disclose the nature and extent of risks from financial instruments and clarification is given for the de-recognition of financial liabilities.

PS 3280 Asset Retirement Obligations, a new standard establishing guidance on the accounting and reporting of legal obligations associated with the retirement of tangible capital assets controlled by a government or government organization. A liability for a retirement obligation can apply to tangible capital assets either in productive use or no longer in productive use. As this standard includes solid waste landfill sites' active and post-closing obligations, upon adoption of this new standard, existing Solid Waste Landfill Closure and Post-Closure Liability section PS 3270 will be withdrawn.

Effective for Fiscal Years Beginning On or After April 1, 2023:

PS 3400, Revenue, a new standard establishing guidance on how to account for and report on revenue. The standard provides a framework for recognizing, measuring, and reporting revenues that arise from transactions that include performance obligations and transactions that do not have performance obligations. Performance obligations are enforceable promises to provide specific goods or services to a specific payer.

The full extent of the impact on adoption of these future standards is not known at this time.

RURAL MUNICIPALITY OF KINGSLEY NO. 124

Notes to the Financial Statements
For the year ended December 31, 2020

| 2. Cash and Temporary Investments | 2020 | 2019 |
|---|---------------------|---------------------|
| Cash | \$ 2,393,505 | \$ 2,268,842 |
| Total Cash and Temporary Investments | \$ 2,393,505 | \$ 2,268,842 |

Cash and temporary investments include balances with banks, redeemable term deposits, and marketable securities and other short-term investments with maturities of three months or less. Cash subject to restrictions that prevent its use for current purposes is included in restricted cash.

| 3. Taxes Receivable | 2020 | 2019 |
|-------------------------------------|-------------|-------------|
| Municipal - Current | \$ 30,879 | \$ 56,250 |
| - Arrears | 10,007 | 7,759 |
| | 40,886 | 64,009 |
| - Less Allowance for Uncollectables | (1,356) | (1,356) |
| Total Municipal Taxes Receivable | 39,530 | 62,653 |

| | | |
|-------------------------------|--------|--------|
| School - Current | 11,484 | 21,333 |
| - Arrears | 4,404 | 2,863 |
| Total School Taxes Receivable | 15,888 | 24,196 |

| | | |
|-------|-------|--------|
| Other | 6,844 | 15,620 |
|-------|-------|--------|

| | | |
|------------------------|--------|---------|
| Total Taxes Receivable | 62,262 | 102,469 |
|------------------------|--------|---------|

| | | |
|---|----------|----------|
| Deduct taxes to be collected on behalf of other organizations | (22,732) | (39,816) |
|---|----------|----------|

| | | |
|---|------------------|------------------|
| Total Taxes Receivable - Municipal | \$ 39,530 | \$ 62,653 |
|---|------------------|------------------|

| 4. Other Accounts Receivable | 2020 | 2019 |
|-------------------------------------|-------------|-------------|
| Trade receivables | \$ 10,944 | \$ 6,405 |
| Provincial government | 43,980 | 43,808 |
| GST receivable | 51,741 | 25,144 |
| Total Other Accounts Receivable | 106,665 | 75,357 |

| | | |
|-----------------------------------|---|---|
| Less Allowance for Uncollectables | - | - |
|-----------------------------------|---|---|

| | | |
|--------------------------------------|-------------------|------------------|
| Net Other Accounts Receivable | \$ 106,665 | \$ 75,357 |
|--------------------------------------|-------------------|------------------|

RURAL MUNICIPALITY OF KINGSLEY NO. 124

Notes to the Financial Statements
For the year ended December 31, 2020

5. SARM and Long-Term Investments

| | 2020 | 2019 |
|---|------------------|------------------|
| SARM Property Self-Insurance Investment | \$ 10,732 | \$ 8,454 |
| SARM Liability Insurance Investment | 71,562 | 68,381 |
| Total Long-Term Investments | \$ 82,294 | \$ 76,835 |

The long term investments in the Saskatchewan Association of Rural Municipalities - Self Insurance Fund are accounted for on the modified equity basis.

6. Accounts Payable

| | 2020 | 2019 |
|--------------------------------|-------------------|------------------|
| Trade payables | \$ 235,776 | \$ 38,609 |
| Town of Kipling | - | 8,982 |
| Prairie Valley School Division | 146 | - |
| Total Accounts Payable | \$ 235,922 | \$ 47,591 |

7. Long-Term Debt

a) The debt limit of the municipality is \$1,891,622. The debt limit for a municipality is the total amount of the municipality's own source revenues for the preceding year (the Municipalities Act Section 161(1)).

8. Contingent Liabilities

The municipality is contingently liable under terms of the Saskatchewan Association of Rural Municipalities Self-Insurance Plan for its proportionate share of claims and future claims in excess of the Plan's reserve fund.

9. Pension Plan

The municipality is an employer member of the Municipal Employee Pension Plan (MEPP), which is a multiemployer defined benefit pension plan. The Commission of MEPP, representing plan member employers, is responsible for overseeing the management of the pension plan, including investment of assets and administration of benefits. The municipality's pension expense in 2020 was \$32,172 (2019 - \$31,780). The benefits accrued to the municipality's employees from MEPP are calculated using the following: pensionable years of service, highest average salary, and the plan accrual rate.

10. Related Parties

The financial statements include transactions with related parties. The municipality is related to key management personnel (council and senior management) and their close family members. Transactions with these related parties are in the normal course of operations and are settled on normal trade terms.

11. Fair Value

The fair value of the financial assets and liabilities approximates their carrying value due to their short term nature.

12. Interest Rate Risk

The rural municipality is not exposed to significant interest rate risk of its monetary current assets and current liabilities due to their short term maturity.

RURAL MUNICIPALITY OF KINGSLEY NO. 124

Notes to the Financial Statements
For the year ended December 31, 2020

13. Credit Risk

The municipality is exposed to credit risk on the accounts receivable. The municipality does not have significant exposure to any individual creditor.

14. COVID-19 Pandemic

The COVID-19 pandemic is complex and continues to evolve. It has caused material disruption to businesses and has resulted in an economic slowdown. The municipality continues to assess and monitor the impact of COVID-19 on its financial condition. The magnitude and duration of COVID-19 is uncertain and, accordingly, it is difficult to reliably measure the potential future impact on the municipality's financial position and operations.

RURAL MUNICIPALITY OF KINGSLEY NO. 124

Schedule of Taxes and Other Unconditional Revenue

For the year ended December 31, 2020

Schedule 1

| | 2020 Budget | 2020 | 2019 |
|--|---------------------|---------------------|---------------------|
| TAXES | | | |
| General municipal tax levy | \$ 1,940,000 | \$ 1,970,472 | \$ 1,939,223 |
| Abatements and adjustments | - | - | - |
| Discount on current year taxes | (88,000) | (91,624) | (88,411) |
| Net Municipal Taxes | 1,852,000 | 1,878,848 | 1,850,812 |
| Potash tax share | - | - | - |
| Trailer license fees | - | - | - |
| Penalties on tax arrears | 3,500 | 4,357 | 4,008 |
| Special tax levy | - | - | - |
| Other - | - | - | - |
| Total Taxes | 1,855,500 | 1,883,205 | 1,854,820 |
| UNCONDITIONAL GRANTS | | | |
| Revenue Sharing | 254,863 | 254,932 | 186,387 |
| Organized Hamlet | - | - | - |
| Other - Safe Restart Program | - | 26,486 | - |
| Total Unconditional Grants | 254,863 | 281,418 | 186,387 |
| GRANTS IN LIEU OF TAXES | | | |
| Federal | - | - | - |
| Provincial | | | |
| S.P.C. Electrical | - | - | - |
| SaskEnergy Gas | - | - | - |
| TransGas | 136 | 136 | 125 |
| Central Services | - | - | - |
| SaskTel | 450 | 453 | 447 |
| Other - | - | - | - |
| Local/Other | | | |
| Housing Authority | - | - | - |
| C.P.R. Mainline | - | - | - |
| Treaty Land Entitlement | 9,500 | 9,327 | 9,327 |
| Other - | - | - | - |
| Other Government Transfers | | | |
| S.P.C. Surcharge | - | - | - |
| SaskEnergy Surcharge | - | - | - |
| Other - | - | - | - |
| Total Grants in Lieu of Taxes | 10,086 | 9,916 | 9,899 |
| TOTAL TAXES AND OTHER UNCONDITIONAL REVENUE | \$ 2,120,449 | \$ 2,174,539 | \$ 2,051,106 |

RURAL MUNICIPALITY OF KINGSLEY NO. 124
Schedule of Operating and Capital Revenue by Function
For the year ended December 31, 2020

Schedule 2-1

| | 2020 Budget | 2020 | 2019 |
|--|------------------|------------------|------------------|
| GENERAL GOVERNMENT SERVICES | | | |
| Operating | | | |
| Other Segmented Revenue | | | |
| Fees and Charges | | | |
| - Custom work | \$ - | \$ - | \$ - |
| - Sales of supplies | 1,600 | 1,140 | 1,042 |
| - Other - Licences and permits | - | - | - |
| Total Fees and Charges | 1,600 | 1,140 | 1,042 |
| - Tangible capital asset sales - gain (loss) | - | - | - |
| - Land sales - gain | - | - | - |
| - Investment income and commissions | 22,000 | 26,138 | 34,528 |
| - Other - Rent | 10,000 | 7,550 | 3,400 |
| Total Other Segmented Revenue | 33,600 | 34,828 | 38,970 |
| Conditional Grants | | | |
| - Student Employment | - | - | - |
| - Other - | - | - | - |
| Total Conditional Grants | - | - | - |
| Total Operating | 33,600 | 34,828 | 38,970 |
| Capital | | | |
| Conditional Grants | | | |
| - Federal Gas Tax | - | - | - |
| - Can/Sask Municipal Rural Infrastructure | - | - | - |
| - Provincial Disaster Assistance | - | - | - |
| - Other - | - | - | - |
| Total Capital | - | - | - |
| Total General Government Services | \$ 33,600 | \$ 34,828 | \$ 38,970 |

PROTECTIVE SERVICES

Operating

| | | | |
|--|----------|----------|----------|
| Other Segmented Revenue | | | |
| Fees and Charges | | | |
| - Other - | \$ - | \$ - | \$ - |
| Total Fees and Charges | - | - | - |
| - Tangible capital asset sales - gain (loss) | - | - | - |
| - Other - | - | - | - |
| Total Other Segmented Revenue | - | - | - |
| Conditional Grants | | | |
| - Student Employment | - | - | - |
| - Local Government | - | - | - |
| - Other - | - | - | - |
| Total Conditional Grants | - | - | - |
| Total Operating | - | - | - |

Capital

| | | | |
|----------------------------------|-------------|-------------|-------------|
| Conditional Grants | | | |
| - Federal Gas Tax | - | - | - |
| - Local Government | - | - | - |
| - Provincial Disaster Assistance | - | - | - |
| - Other - | - | - | - |
| Total Capital | - | - | - |
| Total Protective Services | \$ - | \$ - | \$ - |

RURAL MUNICIPALITY OF KINGSLEY NO. 124
Schedule of Operating and Capital Revenue by Function
For the year ended December 31, 2020

Schedule 2-2

| | 2020 Budget | 2020 | 2019 |
|--|-------------------|------------------|-------------------|
| TRANSPORTATION SERVICES | | | |
| Operating | | | |
| Other Segmented Revenue | | | |
| Fees and Charges | | | |
| - Custom work | \$ 25,000 | \$ 20,584 | \$ 31,049 |
| - Sales of supplies | 2,500 | 1,300 | 417 |
| - Road maintenance & restoration agreements | 15,000 | 19,858 | 32,116 |
| - Frontage | - | - | - |
| - Other - SARM benefit repayment | 2,500 | 811 | 500 |
| Total Fees and Charges | 45,000 | 42,553 | 64,082 |
| - Tangible capital asset sales - gain (loss) | - | (119,597) | (11,524) |
| - Other - | - | - | - |
| Total Other Segmented Revenue | 45,000 | (77,044) | 52,558 |
| Conditional Grants | | | |
| - MREP (CTP) | 43,600 | 43,980 | 43,600 |
| - Student Employment | - | - | - |
| - Other - MEEP Grant | - | 63,815 | - |
| Total Conditional Grants | 43,600 | 107,795 | 43,600 |
| Total Operating | 88,600 | 30,751 | 96,158 |
| Capital | | | |
| Conditional Grants | | | |
| - Federal Gas Tax | 26,200 | 39,294 | 53,051 |
| - MREP (CTP) | - | - | - |
| - MREP (Heavy Haul) | - | - | - |
| - MREP (Municipal Bridges) | - | - | - |
| - Provincial Disaster Assistance | - | - | - |
| - Other - | - | - | - |
| Total Capital | 26,200 | 39,294 | 53,051 |
| Total Transportation Services | \$ 114,800 | \$ 70,045 | \$ 149,209 |

ENVIRONMENTAL AND PUBLIC HEALTH SERVICES

| | | | |
|---|-----------------|-----------------|-----------------|
| Operating | | | |
| Other Segmented Revenue | | | |
| Fees and Charges | | | |
| - Sale of pest control supplies | \$ 500 | \$ 721 | \$ 923 |
| - Other - Donations | 1,000 | 2,520 | 700 |
| Total Fees and Charges | 1,500 | 3,241 | 1,623 |
| - Tangible capital asset sales - gain (loss) | - | - | - |
| - Other - | - | - | - |
| Total Other Segmented Revenue | 1,500 | 3,241 | 1,623 |
| Conditional Grants | | | |
| - Pest Control | 3,000 | 5,137 | 2,674 |
| - Local Government | - | - | - |
| - TAPD | - | - | - |
| - Other - Sask Water Corporation | 500 | - | 440 |
| Total Conditional Grants | 3,500 | 5,137 | 3,114 |
| Total Operating | 5,000 | 8,378 | 4,737 |
| Capital | | | |
| Conditional Grants | | | |
| - Federal Gas Tax | - | - | - |
| - Local Government | - | - | - |
| - TAPD | - | - | - |
| - Provincial Disaster Assistance | - | - | - |
| - Other - | - | - | - |
| Total Capital | - | - | - |
| Total Environmental and Public Health Services | \$ 5,000 | \$ 8,378 | \$ 4,737 |

RURAL MUNICIPALITY OF KINGSLEY NO. 124
Schedule of Operating and Capital Revenue by Function
For the year ended December 31, 2020

Schedule 2-3

| | 2020 Budget | 2020 | 2019 |
|--|-------------|-------------|-------------|
| PLANNING AND DEVELOPMENT SERVICES | | | |
| Operating | | | |
| Other Segmented Revenue | | | |
| Fees and Charges | | | |
| - Maintenance and development charges | \$ - | \$ - | \$ - |
| - Other - | - | - | - |
| Total Fees and Charges | - | - | - |
| - Tangible capital asset sales - gain (loss) | - | - | - |
| - Other - | - | - | - |
| Total Other Segmented Revenue | - | - | - |
| Conditional Grants | | | |
| - Student Employment | - | - | - |
| - Other - | - | - | - |
| Total Conditional Grants | - | - | - |
| Total Operating | - | - | - |
| Capital | | | |
| Conditional Grants | | | |
| - Federal Gas Tax | - | - | - |
| - Provincial Disaster Assistance | - | - | - |
| - Other - | - | - | - |
| Total Capital | - | - | - |
| Total Planning and Development Services | \$ - | \$ - | \$ - |

| | | | |
|---|-------------|-------------|-------------|
| RECREATION AND CULTURAL SERVICES | | | |
| Operating | | | |
| Other Segmented Revenue | | | |
| Fees and Charges | | | |
| - Other - Recreation fees | \$ - | \$ - | \$ - |
| Total Fees and Charges | - | - | - |
| - Tangible capital asset sales - gain (loss) | - | - | - |
| - Other - | - | - | - |
| Total Other Segmented Revenue | - | - | - |
| Conditional Grants | | | |
| - Rink Affordability & Canada Day | - | - | - |
| - Local Government | - | - | - |
| - Donations | - | - | - |
| - Other - | - | - | - |
| Total Conditional Grants | - | - | - |
| Total Operating | - | - | - |
| Capital | | | |
| Conditional Grants | | | |
| - Federal Gas Tax | - | - | - |
| - Local Government | - | - | - |
| - Provincial Disaster Assistance | - | - | - |
| - Other - Community Initiative Fund | - | - | - |
| Total Capital | - | - | - |
| Total Recreation and Cultural Services | \$ - | \$ - | \$ - |

RURAL MUNICIPALITY OF KINGSLEY NO. 124
Schedule of Operating and Capital Revenue by Function
For the year ended December 31, 2020

Schedule 2-4

| | 2020 Budget | 2020 | 2019 |
|--|-------------|------|------|
| UTILITY SERVICES | | | |
| Operating | | | |
| Other Segmented Revenue | | | |
| Fees and Charges | | | |
| - Water | \$ - | \$ - | \$ - |
| - Sewer | - | - | - |
| - Other - | - | - | - |
| Total Fees and Charges | - | - | - |
| - Tangible capital asset sales - gain (loss) | - | - | - |
| - Other - | - | - | - |
| Total Other Segmented Revenue | - | - | - |
| Conditional Grants | | | |
| - Student Employment | - | - | - |
| - Other - | - | - | - |
| Total Conditional Grants | - | - | - |
| Total Operating | - | - | - |
| Capital | | | |
| Conditional Grants | | | |
| - Federal Gas Tax | - | - | - |
| - New Building Canada Fund (SCF, NRP) | - | - | - |
| - Clean Water and Wastewater Fund | - | - | - |
| - Provincial Disaster Assistance | - | - | - |
| - Other - | - | - | - |
| Total Capital | - | - | - |
| Total Utility Services | \$ - | \$ - | \$ - |

| | | | |
|--|-------------------|-------------------|-------------------|
| TOTAL OPERATING AND CAPITAL REVENUE BY FUNCTION | \$ 153,400 | \$ 113,251 | \$ 192,916 |
|--|-------------------|-------------------|-------------------|

SUMMARY

| | | | |
|--|-----------|-------------|-----------|
| Total Other Segmented Revenue | \$ 80,100 | \$ (38,975) | \$ 93,151 |
| Total Conditional Grants | 47,100 | 112,932 | 46,714 |
| Total Capital Grants and Contributions | 26,200 | 39,294 | 53,051 |

| | | | |
|--|-------------------|-------------------|-------------------|
| TOTAL OPERATING AND CAPITAL REVENUE BY FUNCTION | \$ 153,400 | \$ 113,251 | \$ 192,916 |
|--|-------------------|-------------------|-------------------|

RURAL MUNICIPALITY OF KINGSLEY NO. 124

Schedule of Total Expenses by Function
For the year ended December 31, 2020

Schedule 3-1

| | 2020 Budget | 2020 | 2019 |
|--|-------------------|-------------------|-------------------|
| GENERAL GOVERNMENT SERVICES | | | |
| Council remuneration and travel | \$ 64,200 | \$ 44,234 | \$ 53,725 |
| Wages and benefits | 91,000 | 89,231 | 80,231 |
| Professional/Contractual services | 66,372 | 58,343 | 57,623 |
| Utilities | 8,800 | 5,348 | 6,442 |
| Maintenance, materials, and supplies | 15,400 | 12,668 | 23,068 |
| Grants and contributions - operating | 4,000 | 6,144 | 1,750 |
| - capital | - | - | - |
| Amortization | - | 5,454 | 5,454 |
| Interest | 100 | - | 19 |
| Allowance for uncollectables | - | - | - |
| Other - | - | - | - |
| Total General Government Services | \$ 249,872 | \$ 221,422 | \$ 228,312 |

PROTECTIVE SERVICES**Police Protection**

| | | | |
|--------------------------------------|--------|--------|--------|
| Wages and benefits | \$ - | \$ - | \$ - |
| Professional/Contractual services | 21,000 | 21,385 | 20,642 |
| Utilities | - | - | - |
| Maintenance, materials, and supplies | - | - | - |
| Grants and contributions - operating | - | - | - |
| - capital | - | - | - |
| Other - | - | - | - |

Fire Protection

| | | | |
|--------------------------------------|--------|--------|--------|
| Wages and benefits | - | - | - |
| Professional/Contractual services | 585 | 585 | 585 |
| Utilities | - | - | - |
| Maintenance, materials, and supplies | - | - | - |
| Grants and contributions - operating | 44,470 | 44,460 | 17,650 |
| - capital | - | - | 20,000 |
| Amortization | - | - | - |
| Interest | - | - | - |
| Other - EMO | 1,000 | 250 | 440 |

| | | | |
|----------------------------------|------------------|------------------|------------------|
| Total Protective Services | \$ 67,055 | \$ 66,680 | \$ 59,317 |
|----------------------------------|------------------|------------------|------------------|

TRANSPORTATION SERVICES

| | | | |
|--------------------------------------|------------|------------|------------|
| Wages and benefits | \$ 343,500 | \$ 355,795 | \$ 361,168 |
| Council remuneration and travel | 6,000 | 3,298 | 5,651 |
| Professional/Contractual services | 574,800 | 198,424 | 294,568 |
| Utilities | 11,000 | 8,636 | 9,215 |
| Maintenance, materials, and supplies | 416,500 | 239,665 | 181,777 |
| Gravel | 355,000 | 178,867 | 297,840 |
| Grants and contributions - operating | - | - | - |
| - capital | - | - | - |
| Amortization | - | 206,796 | 212,190 |
| Interest | - | - | - |
| Other - | - | - | - |

| | | | |
|--------------------------------------|---------------------|---------------------|---------------------|
| Total Transportation Services | \$ 1,706,800 | \$ 1,191,481 | \$ 1,362,409 |
|--------------------------------------|---------------------|---------------------|---------------------|

RURAL MUNICIPALITY OF KINGSLEY NO. 124

Schedule of Total Expenses by Function
For the year ended December 31, 2020

Schedule 3-2

| | 2020 Budget | 2020 | 2019 |
|---|------------------|------------------|------------------|
| ENVIRONMENTAL AND PUBLIC HEALTH SERVICES | | | |
| Wages and benefits | \$ - | \$ - | \$ - |
| Professional/Contractual services | 17,000 | 8,427 | 13,682 |
| Utilities | - | - | - |
| Maintenance, materials, and supplies | 7,000 | 3,187 | 7,520 |
| Grants and contributions - operating | - | - | - |
| - Waste disposal | 42,500 | 20,775 | 12,500 |
| - Public health | - | - | - |
| - capital | - | - | - |
| - Waste disposal | - | - | - |
| - Public health | - | - | - |
| Amortization | - | - | - |
| Interest | - | - | - |
| Other - Highland Cemetary | 1,000 | 2,520 | 700 |
| Total Environmental and Public Health Services | \$ 67,500 | \$ 34,909 | \$ 34,402 |

| | | | |
|--|-----------------|-----------------|-----------------|
| PLANNING AND DEVELOPMENT SERVICES | | | |
| Wages and benefits | \$ - | \$ - | \$ - |
| Professional/Contractual services | - | - | - |
| Grants and contributions - operating | 9,000 | 6,582 | 1,023 |
| - capital | - | - | - |
| Amortization | - | - | - |
| Interest | - | - | - |
| Other - | - | - | - |
| Total Planning and Development Services | \$ 9,000 | \$ 6,582 | \$ 1,023 |

| | | | |
|---|------------------|------------------|------------------|
| RECREATION AND CULTURAL SERVICES | | | |
| Wages and benefits | \$ - | \$ - | \$ - |
| Professional/Contractual services | 14,663 | 12,457 | 13,985 |
| Utilities | - | - | - |
| Maintenance, materials, and supplies | - | - | - |
| Grants and contributions - operating | 42,268 | 43,610 | 33,492 |
| - capital | - | - | 8,700 |
| Amortization | - | - | - |
| Interest | - | - | - |
| Allowance for uncollectables | - | - | - |
| Other - Community Hall deficit | 4,000 | 8,371 | 7,461 |
| Total Recreation and Cultural Services | \$ 60,931 | \$ 64,438 | \$ 63,638 |

RURAL MUNICIPALITY OF KINGSLEY NO. 124

Schedule of Total Expenses by Function
For the year ended December 31, 2020

Schedule 3-3

| | 2020 Budget | 2020 | 2019 |
|--------------------------------------|---------------------|---------------------|---------------------|
| UTILITY SERVICES | | | |
| Wages and benefits | \$ - | \$ - | \$ - |
| Professional/Contractual services | - | - | - |
| Utilities | 400 | 258 | 240 |
| Maintenance, materials, and supplies | - | - | - |
| Grants and contributions - operating | - | - | - |
| - capital | - | - | - |
| Amortization | - | - | - |
| Interest | - | - | - |
| Allowance for uncollectables | - | - | - |
| Other - | - | - | - |
| Total Utility Services | \$ 400 | \$ 258 | \$ 240 |
| | | | |
| TOTAL EXPENSES BY FUNCTION | \$ 2,161,558 | \$ 1,585,770 | \$ 1,749,341 |

RURAL MUNICIPALITY OF KINGSLEY NO. 124
Schedule of Segment Disclosure by Function
For the year ended December 31, 2020

Schedule 4

| | General Government | Protective Services | Transportation Services | Environmental & Public Health | Planning and Development | Recreation and Culture | Utility Services | Total |
|--------------------------------------|-----------------------|------------------------|----------------------------|----------------------------------|-----------------------------|---------------------------|---------------------|-----------------------|
| Revenues (Schedule 2) | | | | | | | | |
| Fees and Charges | \$ 1,140 | \$ - | \$ 42,553 | \$ 3,241 | \$ - | \$ - | \$ - | \$ 46,934 |
| Tangible Capital Asset Sales - Gain | - | - | (119,597) | - | - | - | - | (119,597) |
| Investment Income and Commissions | 26,138 | - | - | - | - | - | - | 26,138 |
| Other Revenues | 7,550 | - | - | - | - | - | - | 7,550 |
| Grants - Conditional | - | - | 107,795 | 5,137 | - | - | - | 112,932 |
| - Capital | - | - | 39,294 | - | - | - | - | 39,294 |
| Total Revenues | 34,828 | - | 70,045 | 8,378 | - | - | - | 113,251 |
| Expenses (Schedule 3) | | | | | | | | |
| Wages and Benefits | 133,465 | - | 359,093 | - | - | - | - | 492,558 |
| Professional/Contractual Services | 58,343 | 21,970 | 198,424 | 8,427 | - | 12,457 | - | 299,621 |
| Utilities | 5,348 | - | 8,636 | - | - | - | 258 | 14,242 |
| Maintenance, Materials, and Supplies | 12,668 | - | 418,532 | 3,187 | - | - | - | 434,387 |
| Grants and Contributions | 6,144 | 44,460 | - | 20,775 | 6,582 | 43,610 | - | 121,571 |
| Amortization | 5,454 | - | 206,796 | - | - | - | - | 212,250 |
| Other | - | 250 | - | 2,520 | - | 8,371 | - | 11,141 |
| Total Expenses | 221,422 | 66,680 | 1,191,481 | 34,909 | 6,582 | 64,438 | 258 | 1,585,770 |
| Surplus (Deficit) by Function | \$ (186,594) | \$ (66,680) | \$ (1,121,436) | \$ (26,531) | \$ (6,582) | \$ (64,438) | \$ (258) | \$ (1,472,519) |

Taxation and Other Unconditional Revenue (Schedule 1) \$ 2,174,539

Net Surplus (Deficit) **\$ 702,020**

RURAL MUNICIPALITY OF KINGSLEY NO. 124
Schedule of Segment Disclosure by Function
For the year ended December 31, 2019

Schedule 5

| | General Government | Protective Services | Transportation Services | Environmental & Public Health | Planning and Development | Recreation and Culture | Utility Services | Total |
|--------------------------------------|-----------------------|------------------------|----------------------------|----------------------------------|-----------------------------|---------------------------|---------------------|-----------------------|
| Revenues (Schedule 2) | | | | | | | | |
| Fees and Charges | \$ 1,042 | \$ - | \$ 64,082 | \$ 1,623 | \$ - | \$ - | \$ - | \$ 66,747 |
| Tangible Capital Asset Sales - Gain | - | - | (11,524) | - | - | - | - | (11,524) |
| Investment Income and Commissions | 34,528 | - | - | - | - | - | - | 34,528 |
| Other Revenues | 3,400 | - | - | - | - | - | - | 3,400 |
| Grants - Conditional | - | - | 43,600 | 3,114 | - | - | - | 46,714 |
| - Capital | - | - | 53,051 | - | - | - | - | 53,051 |
| Total Revenues | 38,970 | - | 149,209 | 4,737 | - | - | - | 192,916 |
| Expenses (Schedule 3) | | | | | | | | |
| Wages and Benefits | 133,956 | - | 366,819 | - | - | - | - | 500,775 |
| Professional/Contractual Services | 57,623 | 21,227 | 294,568 | 13,682 | - | 13,985 | - | 401,085 |
| Utilities | 6,442 | - | 9,215 | - | - | - | 240 | 15,897 |
| Maintenance, Materials, and Supplies | 23,068 | - | 479,617 | 7,520 | - | - | - | 510,205 |
| Grants and Contributions | 1,750 | 37,650 | - | 12,500 | 1,023 | 42,192 | - | 95,115 |
| Amortization | 5,454 | - | 212,190 | - | - | - | - | 217,644 |
| Interest | 19 | - | - | - | - | - | - | 19 |
| Other | - | 440 | - | 700 | - | 7,461 | - | 8,601 |
| Total Expenses | 228,312 | 59,317 | 1,362,409 | 34,402 | 1,023 | 63,638 | 240 | 1,749,341 |
| Surplus (Deficit) by Function | \$ (189,342) | \$ (59,317) | \$ (1,213,200) | \$ (29,665) | \$ (1,023) | \$ (63,638) | \$ (240) | \$ (1,556,425) |

Taxation and Other Unconditional Revenue (Schedule 1) \$ 2,051,106

Net Surplus (Deficit) **\$ 494,681**

RURAL MUNICIPALITY OF KINGSLEY NO. 124
Schedule of Tangible Capital Assets by Object
For the year ended December 31, 2020

Schedule 6

| | 2020 | | | | | | 2019 | | |
|--|------------------|-------------------|-------------------|------------------|-----------------------|-----------------------|--|----------------------|---------------------|
| | General Assets | | | | | Infrastructure Assets | General / Infrastructure Assets Under Construction | Total | Total |
| | Land | Land Improvements | Buildings | Vehicles | Machinery & Equipment | Linear Assets | | | |
| Asset Cost | | | | | | | | | |
| Opening Asset Costs | \$ 48,585 | \$ 5,600 | \$ 344,266 | \$ 63,366 | \$ 1,723,331 | \$ 7,195,374 | \$ - | \$ 9,380,522 | \$ 9,216,837 |
| Additions during the year | 20,508 | - | - | - | 400,803 | 587,470 | 14,281 | 1,023,062 | 230,070 |
| Disposals and write downs during the year | - | - | - | - | (313,710) | - | - | (313,710) | (66,385) |
| Transfers (from) assets under construction | - | - | - | - | - | - | - | - | - |
| Closing Asset Costs | \$ 69,093 | \$ 5,600 | \$ 344,266 | \$ 63,366 | \$ 1,810,424 | \$ 7,782,844 | \$ 14,281 | \$ 10,089,874 | \$ 9,380,522 |
| Accumulated Amortization | | | | | | | | | |
| Opening Accum. Amort. Cost | \$ - | \$ 5,225 | \$ 109,074 | \$ 27,933 | \$ 241,411 | \$ 3,544,286 | \$ - | \$ 3,927,929 | \$ 3,753,946 |
| Add: Amortization taken | - | 373 | 8,845 | 4,337 | 49,529 | 149,166 | - | 212,250 | 217,644 |
| Less: Accum. Amort. on Disposals | - | - | - | - | (49,113) | - | - | (49,113) | (43,661) |
| Closing Accumulated Amort. | \$ - | \$ 5,598 | \$ 117,919 | \$ 32,270 | \$ 241,827 | \$ 3,693,452 | \$ - | \$ 4,091,066 | \$ 3,927,929 |
| Net Book Value | \$ 69,093 | \$ 2 | \$ 226,347 | \$ 31,096 | \$ 1,568,597 | \$ 4,089,392 | \$ 14,281 | \$ 5,998,808 | \$ 5,452,593 |

1. Total contributed/donated assets received in 2020:

2. List of assets recognized at nominal value in 2020 are:

- Infrastructure assets

- Vehicles

- Machinery and Equipment

3. Amount of interest capitalized in 2020:

\$ -
\$ -
\$ -
\$ -
\$ -
\$ -

RURAL MUNICIPALITY OF KINGSLEY NO. 124
Schedule of Tangible Capital Assets by Function
For the year ended December 31, 2020

Schedule 7

| | 2020 | | | | | | | | 2019 |
|---|--------------------|---------------------|-------------------------|-------------------------------|------------------------|----------------------|---------------|----------------------|---------------------|
| | General Government | Protective Services | Transportation Services | Environmental & Public Health | Planning & Development | Recreation & Culture | Water & Sewer | Total | Total |
| Asset Cost | | | | | | | | | |
| Opening Asset Costs | \$ 215,396 | \$ - | \$ 9,165,126 | \$ - | \$ - | \$ - | \$ - | \$ 9,380,522 | \$ 9,216,837 |
| Additions during the year | - | - | 1,023,062 | - | - | - | - | 1,023,062 | 230,070 |
| Disposals and write-downs during the year | - | - | (313,710) | - | - | - | - | (313,710) | (66,385) |
| Closing Asset Costs | \$ 215,396 | \$ - | \$ 9,874,478 | \$ - | \$ - | \$ - | \$ - | \$ 10,089,874 | \$ 9,380,522 |
| Accumulated Amortization | | | | | | | | | |
| Opening Accum. Amort. Costs | \$ 68,297 | \$ - | \$ 3,859,632 | \$ - | \$ - | \$ - | \$ - | \$ 3,927,929 | \$ 3,753,946 |
| Add: Amortization taken | 5,454 | - | 206,796 | - | - | - | - | 212,250 | 217,644 |
| Less: Accum. Amort. on Disposals | - | - | (49,113) | - | - | - | - | (49,113) | (43,661) |
| Closing Accumulated Amortization | \$ 73,751 | \$ - | \$ 4,017,315 | \$ - | \$ - | \$ - | \$ - | \$ 4,091,066 | \$ 3,927,929 |
| Net Book Value | \$ 141,645 | \$ - | \$ 5,857,163 | \$ - | \$ - | \$ - | \$ - | \$ 5,998,808 | \$ 5,452,593 |

RURAL MUNICIPALITY OF KINGSLEY NO. 124Schedule of Accumulated Surplus
For the year ended December 31, 2020

Schedule 8

| | 2019 | Changes | 2020 |
|--|--------------|------------|--------------|
| UNAPPROPRIATED SURPLUS | \$ 2,558,535 | \$ 155,805 | \$ 2,714,340 |
| APPROPRIATED RESERVES | | | |
| | - | - | - |
| | - | - | - |
| | - | - | - |
| | - | - | - |
| Total Appropriated | - | - | - |
| NET INVESTMENT IN TANGIBLE CAPITAL ASSETS | | | |
| Tangible Capital Assets (Schedule 6, 7) | 5,452,593 | 546,215 | 5,998,808 |
| Less: Related debt | - | - | - |
| Net Investment in Tangible Capital Assets | 5,452,593 | 546,215 | 5,998,808 |
| OTHER | - | - | - |
| Total Accumulated Surplus | \$ 8,011,128 | \$ 702,020 | \$ 8,713,148 |

RURAL MUNICIPALITY OF KINGSLEY NO. 124

Schedule of Mill Rates and Assessments

For the year ended December 31, 2020

Schedule 9

| | PROPERTY CLASS | | | | | | Total |
|---------------------------------|----------------|--------------|-------------------------|----------------------|-------------------------|----------------|----------------|
| | Agriculture | Residential | Residential Condominium | Seasonal Residential | Commercial & Industrial | Potash Mine(s) | |
| Taxable Assessment | \$ 97,956,245 | \$ 7,396,305 | \$ - | \$ - | \$ 135,213,400 | \$ - | \$ 240,565,950 |
| Regional Park Assessment | | | | | | | - |
| Total Assessment | | | | | | | 240,565,950 |
| Mill Rate Factor(s) | 0.730 | 1.100 | - | - | 1.800 | | |
| Total Minimum Tax | - | - | - | - | - | | - |
| Total Municipal Tax Levy | \$ 436,199 | \$ 49,629 | \$ - | \$ - | \$ 1,484,644 | | \$ 1,970,472 |

MILL RATES:

MILLS

| | |
|------------------------------------|-------|
| Average Municipal* | 8.191 |
| Average School* | 6.134 |
| Potash Mill Rate | - |
| Uniform Municipal Mill Rate | 6.100 |

* Average Mill Rates (multiply the total tax levy for each taxing authority by 1,000 and divide by the total assessment for the taxing authority).

RURAL MUNICIPALITY OF KINGSLEY NO. 124

Schedule of Council Remuneration
For the year ended December 31, 2020

Schedule 10

| Name | Remuneration | Reimbursed Costs | Total |
|----------------|---------------------|-----------------------------|------------------|
| Ward Cross | 4,606 | 1,327 | 5,933 |
| Dave Lowenberg | 468 | 28 | 496 |
| Dennis Miller | 3,600 | 1,099 | 4,699 |
| Shayne Adams | 3,440 | 800 | 4,240 |
| Kevin Zepick | 4,510 | 1,332 | 5,842 |
| Greg Pusch | 4,693 | 1,179 | 5,872 |
| Gayle Knutson | 4,657 | 785 | 5,442 |
| Gordon Sproat | 5,665 | 437 | 6,102 |
| Total | \$ 31,639 | \$ 6,987 | \$ 38,626 |