

R. M. OF LAWTONIA NO. 135

FINANCIAL STATEMENTS

DECEMBER 31, 2020



INDEPENDENT AUDITOR'S REPORT

To the Council of R. M. of Lawtonia No. 135:

Qualified Opinion

We have audited the financial statements of R. M. of Lawtonia No. 135, which comprise the statement of financial position as at December 31, 2020, and the statements of operations and net financial assets and changes in cash flow for the year then ended, and notes to the financial statements, including a summary of significant accounting policies.

In our opinion, except for the effects of the matter described in the Basis for Qualified Opinion paragraph, the accompanying financial statements present fairly, in all material respects, the financial position of the organization as at December 31, 2020, and its results of operations and its cash flows for the year then ended in accordance with Canadian public sector accounting standards.

Basis for Qualified Opinion

The quantities of gravel on hand were determined from accounting records of quantity movements, while other items were determined by your administration by actual count. Due to problems of timing, distance, identification and measurement, we did not find it feasible to make a physical count of the various inventory items. We agreed the amount of inventory to the accounting records prepared by management, but as we did not attend the count, we did not do further procedures over quantity or value. Therefore we were unable to obtain sufficient appropriate audit evidence over the R.M.'s inventory and related expenses as at December 31, 2020 and December 31, 2019.

Public Sector Accounting Standards require that controlled entities and government partnerships be proportionately consolidated into the financial statements of the R. M. As explained in Note 1 (a), the R. M. has not proportionately consolidated certain government partnerships in which it is a partner. Known entities are listed in Note 1 (a), but we were unable to obtain sufficient and appropriate audit evidence over the completeness and accuracy of the list. Audited financial statements for these partnerships were unavailable at the time of our audit and, therefore, we were unable to obtain sufficient appropriate audit evidence over the extent of adjustments required to the R. M.'s financial statements regarding these entities as at December 31, 2020 and December 31, 2019.

We conducted our audit in accordance with Canadian generally accepted auditing standards. Our responsibilities under those standards are further described in the "Auditor's Responsibilities for the Audit of the Financial Statements" section of our report. We are independent of the organization in accordance with the ethical requirements that are relevant to our audit of the financial statements in Canada, and we have fulfilled our other ethical responsibilities in accordance with these requirements. We believe that the audit evidence we have obtained is sufficient and appropriate to provide a basis for our qualified opinion.

Other Matter

The additional information listed in Schedules 1 to 11 has been taken from the accounting records of the organization but has not been audited by us other than in the course of our examination of the aforementioned financial statements to the extent necessary to allow us to render an opinion thereon.

Responsibilities of Management and Those Charged with Governance for the Financial Statements

Management is responsible for the preparation and fair presentation of these financial statements in accordance with Canadian public sector accounting standards, and for such internal control as management determines is necessary to enable the preparation of financial statements that are free from material misstatement, whether due to fraud or error.

INDEPENDENT AUDITOR'S REPORT (continued)

In preparing the financial statements, management is responsible for assessing the organization's ability to continue as a going concern, disclosing, as applicable, matters related to going concern and using the going concern basis of accounting unless management either intends to liquidate the organization or to cease operations, or has no realistic alternative but to do so.

Those charged with governance are responsible for overseeing the organization's financial reporting process.

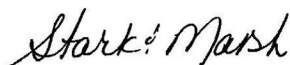
Auditor's Responsibility for the Audit of the Financial Statements

Our objectives are to obtain reasonable assurance about whether the financial statements as a whole are free from material misstatement, whether due to fraud or error, and to issue an auditor's report that includes our opinion. Reasonable assurance is a high level of assurance, but is not a guarantee that an audit conducted in accordance with Canadian generally accepted auditing standards will always detect a material misstatement when it exists. Misstatements can arise from fraud or error and are considered material if, individually or in the aggregate, they could reasonably be expected to influence the economic decisions of users taken on the basis of these financial statements.

As part of an audit in accordance with Canadian generally accepted auditing standards, we exercise professional judgment and maintain professional skepticism throughout the audit. We also:

- Identify and assess the risks of material misstatement of the financial statements, whether due to fraud or error, design and perform audit procedures responsive to those risks, and obtain audit evidence that is sufficient and appropriate to provide a basis for our opinion. The risk of not detecting a material misstatement resulting from fraud is higher than for one resulting from error, as fraud may involve collusion, forgery, intentional omissions, misrepresentations or the override of internal control.
- Obtain an understanding of internal control relevant to the audit in order to design audit procedures that are appropriate in the circumstances, but not for the purpose of expressing an opinion on the effectiveness of the organization's internal control.
- Evaluate the appropriateness of accounting policies used and the reasonableness of accounting estimates and related disclosures made by management.
- Conclude on the appropriateness of management's use of the going concern basis of accounting and, based on the audit evidence obtained, whether a material uncertainty exists related to events or conditions that may cast significant doubt on the organization's ability to continue as a going concern. If we conclude that a material uncertainty exists, we are required to draw attention in our auditor's report to the related disclosures in the financial statements or, if such disclosures are inadequate, to modify our opinion. Our conclusions are based on the audit evidence obtained up to the date of our auditor's report. However, future events or conditions may cause the organization to cease to continue as a going concern.
- Evaluate the overall presentation, structure and content of the financial statements, including the disclosures, and whether the financial statements represent the underlying transactions and events in a manner that achieves fair presentation.

We communicate with those charged with governance regarding, among other matters, the planned scope and timing of the audit and significant audit findings, including any significant deficiencies in internal control that we identify during our audit.



CPA LLP
Chartered Professional Accountants

Swift Current, Saskatchewan
May 19, 2021


Management's Responsibility


The municipality's management is responsible for the preparation and presentation of the accompanying financial statements in accordance with Canadian public sector accounting standards (PSAS). The preparation of the statements necessarily includes selecting appropriate accounting principles and methods, and making decisions affecting the measurement of transactions in which objective judgments and estimates by management is required.

In discharging its responsibilities for the integrity and fair presentation of the financial statements, management designs and maintains the necessary accounting, budget and other related internal controls to provide reasonable assurance that transactions are appropriately authorized and accurately recorded, that assets are properly accounted for and safeguarded, and that financial records are properly maintained to provide reliable information for the preparation of the financial statements.

The Council is composed of elected officials who are not employees of the municipality. The Council is responsible for overseeing management in the performance of its financial reporting responsibilities. The Council fulfils these responsibilities by reviewing the financial information prepared by management and discussing relevant matters with external auditors. The Council is also responsible for recommending the appointment of the municipality's external auditors.

Stark & Marsh CPA LLP, an independent firm of Chartered Professional Accountants, is appointed by the Council to audit the financial statements and report directly to them; their report follows. The external auditors have full and free access to, and meet periodically and separately with, both the Council and management to discuss their audit findings.


Reeve - R. M. of Lawtonia. No. 135


Administrator

May 19, 2021
Date

R. M. of Lawtonia No. 135
Statement of Financial Position
As at December 31, 2020

Statement 1

	2020	2019
FINANCIAL ASSETS		
Cash and Temporary Investments (Note 2)	1,070,965	1,271,735
Taxes Receivable - Municipal (Note 3)	34,144	76,585
Other Accounts Receivable (Note 4)	39,185	14,325
Land for Resale (Note 5)	-	-
Long-Term Investments (Note 6)	168,416	162,920
Debt Charges Recoverable (Note 7)	-	-
Other (Specify)		
Total Financial Assets	1,312,710	1,525,565
LIABILITIES		
Bank Indebtedness (Note 8)		
Accounts Payable	4,459	
Accrued Liabilities Payable		
Deposits		
Deferred Revenue (Note 9)	49,730	-
Accrued Landfill Costs (Note 10)	-	-
Liability for Contaminated Sites (Note 11)		
Other Liabilities		
Long-Term Debt (Note 12)		
Lease Obligations (Note 13)		
Total Liabilities	54,189	-
NET FINANCIAL ASSETS (DEBT)	1,258,521	1,525,565
NON-FINANCIAL ASSETS		
Tangible Capital Assets (Schedule 6, 7)	2,201,977	1,715,557
Prepayments and Deferred Charges	39,266	12,287
Stock and Supplies	70,775	145,324
Other (Note 14)		
Total Non-Financial Assets	2,312,018	1,873,168
ACCUMULATED SURPLUS (DEFICIT) (Schedule 8)	3,570,539	3,398,733

The accompanying notes and schedules are an integral part of these statements.

Statement of Operations

For the fiscal year ended December 31, 2020

Statement 2

	2020 Budget (unaudited)	2020	2019
REVENUES			
Taxes and Other Unconditional Revenue (Schedule 1)	1,006,706	1,025,443	1,013,350
Fees and Charges (Schedule 4, 5)	6,925	15,468	6,322
Conditional Grants (Schedule 4, 5)	4,000	4,508	4,123
Tangible Capital Asset Sales - Gain (Schedule 4, 5)	-	34,253	-
Land Sales - Gain (Schedule 4, 5)	-	-	-
Investment Income and Commissions (Schedule 4, 5)	13,000	16,408	29,087
Restructurings (Schedule 4, 5)	-	-	-
Other Revenues (Schedule 4, 5)	-	-	-
Total Revenues	1,030,631	1,096,080	1,052,882
EXPENSES			
General Government Services (Schedule 3)	157,047	183,034	136,759
Protective Services (Schedule 3)	19,300	25,342	20,509
Transportation Services (Schedule 3)	700,560	723,095	679,331
Environmental and Public Health Services (Schedule 3)	17,877	16,105	34,479
Planning and Development Services (Schedule 3)	900	958	938
Recreation and Cultural Services (Schedule 3)	10,700	6,361	8,409
Utility Services (Schedule 3)	-	-	-
Restructurings (Schedule 3)	-	-	-
Total Expenses	906,384	954,895	880,425
Surplus (Deficit) of Revenues over Expenses before Other Capital Contributions	124,247	141,185	172,457
Provincial/Federal Capital Grants and Contributions (Schedule 4, 5)	27,168	30,621	51,393
Surplus (Deficit) of Revenues over Expenses	151,415	171,806	223,850
Accumulated Surplus (Deficit), Beginning of Year	3,398,733	3,398,733	3,174,883
Accumulated Surplus (Deficit), End of Year	3,550,148	3,570,539	3,398,733

The accompanying notes and schedules are an integral part of these statements.

R. M. of Lawtonia No. 135

Statement of Change in Net Financial Assets

For the fiscal year ended December 31, 2020

Statement 3

	2020 Budget	2020	2019
	(unaudited)		
Surplus (Deficit)	151,415	171,806	223,850
(Acquisition) of tangible capital assets	(308,000)	(665,483)	(192,169)
Amortization of tangible capital assets	135,977	123,316	127,235
Proceeds on disposal of tangible capital assets		90,000	
Loss (gain) on the disposal of tangible capital assets		(34,253)	-
Transfer of assets/liabilities in restructuring transactions		-	-
Surplus (Deficit) of capital expenses over expenditures	(172,023)	(486,420)	(64,934)
(Acquisition) of supplies inventories, net			
(Acquisition) of prepaid expense, net		(26,979)	
Consumption of supplies inventory, net		74,549	26,527
Use of prepaid expense, net			24,410
Surplus (Deficit) of expenses of other non-financial over expenditures	-	47,570	50,937
Increase/Decrease in Net Financial Assets	(20,608)	(267,044)	209,853
Net Financial Assets (Debt) - Beginning of Year	1,525,565	1,525,565	1,315,712
Net Financial Assets (Debt) - End of Year	1,504,957	1,258,521	1,525,565

The accompanying notes and schedules are an integral part of these statements.

R. M. of Lawtonia No. 135
Statement of Cash Flow
For the fiscal year ended December 31, 2020

Statement 4

	2020	2019
Cash provided by (used for) the following activities		
Operating:		
Surplus (Deficit)	171,806	223,850
Amortization	123,316	127,235
Loss (gain) on disposal of tangible capital assets	(34,253)	-
	260,869	351,085
Change in assets/liabilities		
Taxes Receivable - Municipal	42,441	(20,292)
Other Receivables	(24,860)	7,434
Land for Resale	-	
Other Financial Assets	-	
Accounts and Accrued Liabilities Payable	4,459	
Deposits	-	
Deferred Revenue	49,730	
Accrued Landfill Costs	-	
Liability for Contaminated Sites	-	
Other Liabilities	-	
Stock and Supplies	74,549	26,527
Prepayments and Deferred Charges	(26,979)	24,410
Other (Specify)	-	
Cash provided by operating transactions	380,209	389,164
Capital:		
Acquisition of capital assets	(665,483)	(192,169)
Proceeds from the disposal of capital assets	90,000	-
Other capital		
Cash applied to capital transactions	(575,483)	(192,169)
Investing:		
Long-term investments	(5,496)	(7,240)
Other investments		
Cash provided by (applied to) investing transactions	(5,496)	(7,240)
Financing:		
Debt charges recovered		
Long-term debt issued		
Long-term debt repaid		
Other financing		
Cash provided by (applied to) financing transactions	-	-
Change in Cash and Temporary Investments during the year	(200,770)	189,755
Cash and Temporary Investments - Beginning of Year	1,271,735	1,081,980
Cash and Temporary Investments - End of Year	1,070,965	1,271,735

The accompanying notes and schedules are an integral part of these statements.

1. Significant Accounting Policies

The financial statements of the municipality have been prepared by management in accordance with Canadian public sector accounting standards (PSAS) as recommended by the Chartered Professional Accountants of Canada (CPA Canada). Significant aspects of the accounting policies adopted by the municipality are as follows:

Basis of Accounting: The financial statements are prepared using the accrual basis of accounting. The accrual basis of accounting requires revenues to be recognized as they become available and measurable and expenses are recognized as they are incurred and measurable as a result of the receipt of goods and services and the creation of a legal obligation to pay.

- a) **Reporting Entity:** The financial statements represent the assets, liabilities and flow of resources of the municipality. The following organizations are owned or controlled by the municipality and are, therefore, accountable to the Council for the administration of their financial affairs and resources. These organizations have not been consolidated into the entity's financial statements.

Entity

Hodgeville Fire Committee (proportionate share)

Wood River Utility Board (proportionate share)

District 9 ADD Board (proportionate share)

- b) **Collection of funds for other authorities:** Collection of funds by the municipality for school boards, municipal hail and conservation and development authorities are collected and remitted in accordance with relevant legislation.
- c) **Government Transfers:** Government transfers are the transfer of assets from senior levels of government that are not the result of an exchange transaction, are not expected to be repaid in the future, or the result of a direct financial return. Government transfers are recognized as revenue in the period that the events giving rise to the transfer occur, providing:
- a) the transfers are authorized
 - b) any eligibility criteria have been met; and
 - c) reasonable estimates of the amounts can be made.

Unearned government transfer amounts received will be recorded as deferred revenue.

Earned government transfer amounts not received will be recorded as an amount receivable.

- d) **Deferred Revenue - Fees and charges:** Certain user charges and fees are collected for which the related services have yet to be performed. Revenue is recognized in the period when the related expenses are incurred or services performed.
- e) **Local Improvement Charges:** Local improvement projects financed by frontage taxes recognize any prepayment charges as revenue in the period assessed.
- f) **Net Financial Assets:** Net Financial Assets at the end of an accounting period are the net amount of financial assets less liabilities outstanding. Financial assets represent items such as cash and those other assets on hand which could provide resources to discharge existing liabilities or finance future operations. These include realizable assets which are convertible to cash and not intended for consumption in the normal course of operations.
- g) **Non-financial Assets:** Tangible capital and other non-financial assets are accounted for as assets by the government because they can be used to provide government services in future periods. These assets do not normally provide resources to discharge the liabilities of the government unless they are sold.
- h) **Appropriated Reserves:** Reserves are established at the discretion of Council to designate surplus for future operating and capital transactions. Amounts so designated are described on Schedule 8.
- i) **Property Tax Revenue:** Property tax revenue is based on assessments determined in accordance with Saskatchewan Legislation and the formulas, principles, and rules in the Saskatchewan Assessment Manual. Tax mill rates are established annually by council following the guidance of the Government of Saskatchewan. Tax revenues are recognized when the tax has been authorized by bylaw and the taxable event has occurred. Requisitions operate as a flow through and are excluded from municipal revenue.
- j) **Investments:** Portfolio investments are valued at the lower of cost, less any provisions for other than temporary impairment. Investments with terms longer than one year have been classified as other long-term investments concurrent with the nature of the investment. The long term investments in the Saskatchewan Association of Rural Municipalities - Self insurance fund are accounted for on the equity basis.

R. M. of Lawtonia No. 135
Notes to the Financial Statements
For the fiscal year ended December 31, 2020

1. Significant Accounting Policies - continued

- k) **Inventories:** Inventories of materials and supplies expected to be used by the municipality are valued at the lower of cost or replacement cost. Inventories of land, materials and supplies held for resale are valued at the lower of cost or net realizable value. Cost is determined by the average cost method. Net realizable value is the estimated selling price in the ordinary course of business.
- l) **Tangible Capital Assets:** All tangible capital asset acquisitions or betterments made throughout the year are recorded at their acquisition cost. Initial costs for tangible capital assets that were acquired and developed prior to 2009 were obtained via historical cost information or using current fair market values discounted by a relevant deflation factor back to the point of acquisition. Donated tangible capital assets received are recorded at their fair market value at the date of contribution. The cost of these tangible capital assets less any residual value are amortized over the asset's useful life using the straight-line method of amortization. Tangible capital assets that are recognized at a nominal value are disclosed on Schedule 6. The municipality's tangible capital asset useful lives are estimated as follows:

<u>Asset</u>	<u>Useful Life</u>
General Assets	
Land	Indefinite
Land Improvements	5 to 20 Yrs
Buildings	10 to 50 Yrs
Vehicles & Equipment	
Vehicles	5 to 10 Yrs
Machinery and Equipment	5 to 10 Yrs
Infrastructure Assets	
Infrastructure Assets	30 to 75 Yrs
Water & Sewer	
Road Network Assets	

Government Contributions: Government contributions for the acquisition of capital assets are reported as capital revenue and do not reduce the cost of the related asset.

Works of Art and Other Unrecognized Assets: Assets that have a historical or cultural significance, which include works of art, monuments and other cultural artifacts are not recognized as tangible capital assets because a reasonable estimate of future benefits associated with this property cannot be made.

Capitalization of Interest: The municipality does not capitalize interest incurred while a tangible capital asset is under construction.

Leases: All leases are recorded on the financial statements as either a capital or operating lease. Any lease that transfers substantially all of the benefits and risk associated with the leased asset is classified as a capital lease and recorded as tangible capital assets. At the inception of a capital lease, an asset and a payment obligation are recorded at an amount equal to the lesser of the present value of the minimum lease payments and the asset's fair market value. Assets under capital leases are amortized on a straight-line basis, over their estimated useful lives. Any other lease not meeting the before mentioned criteria is classified as an operating lease and rental payments are expensed as incurred.

- m) **Landfill Liability:** The municipality does not maintain a waste disposal site.
- n) **Trust Funds:** Funds held in trust for others, under a trust agreement or statute, are not included in the financial statements as they are not controlled by the municipality. Trust fund activities administered by the municipality are disclosed in Note 18.
- o) **Employee Benefit Plans:** Contributions to the municipality's defined benefit plans are expensed when contributions are made. Under the defined benefit plan, the municipality's obligations are limited to their contributions.
- p) **Liability for Contaminated Sites:** Contaminated sites are a result of contamination being introduced into air, soil, water or sediment of a chemical, organic or radioactive material or live organism that exceeds an environmental standard. The liability is recorded net of any expected recoveries. A liability for remediation of contaminated sites is recognized when all the following criteria are met:
- an environmental standard exists;
 - contamination exceeds the environmental standard;
 - the municipality:
 - is directly responsible; or
 - accepts responsibility;
 - it is expected that future economic benefits will be given up; and
 - a reasonable estimate of the amount can be made.

1. Significant Accounting Policies - continued

- q) **Measurement Uncertainty:** The preparation of financial statements in conformity with Canadian public sector accounting standards requires management to make estimates and assumptions that affect the reported amount of assets and liabilities and disclosure of contingent assets and liabilities at the date of the financial statements, and the reported amounts of revenue and expenditures during the period. Accounts receivable are stated after evaluation as to their collectability and an appropriate allowance for doubtful accounts is provided where considered necessary.

The measurement of materials and supplies are based on estimates of volume and quality.

The 'Opening Asset costs' of tangible capital assets have been estimated where actual costs were not available.

Amortization is based on the estimated useful lives of tangible capital assets.

These estimates and assumptions are reviewed periodically and, as adjustments become necessary they are reported in earnings in the periods in which they become known.

- r) **Basis of Segmentation/Segment Report:** The municipality follows the Public Sector Accounting Board's recommendations requiring financial information to be provided on a segmented basis. Municipal services have been segmented by grouping activities that have similar service objectives (by function). Revenues that are directly related to the costs of the function have been attributed to each segment. Interest is allocated to functions based on the purpose of specific borrowings.

The segments (functions) are as follows:

General Government: Provides for the administration of the municipality.

Protective Services: Comprised of expenses for Police and Fire protection.

Transportation Services: Responsible for the delivery of public works services related to the development and maintenance of roadway systems and street lighting.

Environmental and Public Health: The environmental segment provides waste disposal and other environmental services. The public health segment provides for expenses related to public health services in the municipality.

Planning and Development: Provides for neighbourhood development and sustainability.

Recreation and Culture: Provides for community services through the provision of recreation and leisure services.

Utility Services: Provides for delivery of water, collecting and treating of wastewater and providing collection and disposal of solid waste.

- s) **Budget Information:** Budget information is presented on a basis consistent with that used for actual results. The budget was approved by Council on April 8, 2020.

- t) **New Standards and Amendments to Standards:
Effective for Fiscal Years Beginning On or After April 1, 2022:**

PS 1201 Financial Statement Presentation, replaces PS 1200 with revised general reporting principles and standards of presentation and disclosure in government financial statements. Requires a new statement of re-measurement gains and losses separate from the statement of operations arising from the re-measurement of financial instruments and items denominated in foreign currencies, as well as the government's proportionate share of other comprehensive income that arises when a government includes the results of government business enterprises and partnerships. Effective in the period PS 3450 and PS 2601 are adopted.

PS 2601 Foreign Currency Translation, replaces PS 2600 with revised guidance on the recognition, presentation and disclosure of transactions that are denominated in a foreign currency. Requires that monetary assets and liabilities denominated in a foreign currency and non-monetary items included in the fair value category, denominated in a foreign currency, be adjusted to reflect the exchange rates in effect at the financial statement date. Unrealized gains and losses are to be presented in the statement of re-measurement gains and losses.

PS 3041 Portfolio Investments, replaces PS 3040 with revised guidance on accounting for, and presentation and disclosure of portfolio investments. Removes the distinction between temporary and portfolio investments. Upon adoption of PS 3450 and PS 3041, PS 3030, Temporary Investments, will no longer apply. Effective in the period PS 3450, PS 2601 and PS 1201 are adopted.

PS 3450 Financial Instruments, a new standard establishing guidance on the recognition, measurement, presentation and disclosure of financial instruments, including derivatives. The standard requires fair value measurement of derivatives and equity instrument that are quoted in an active market; all other financial instruments can be measured at cost/amortized cost or fair value at the election of the government. Unrealized gains and losses are presented in a new statement of re-measurement gains and losses. There is the requirement to disclose the nature and extent of risks arising from financial instruments and clarification is given for the de-recognition of financial liabilities.

PS 3280 Asset Retirement Obligations, a new standard establishing guidance on the accounting and reporting of legal obligations associated with the retirement of tangible capital assets controlled by a government or government organization. A liability for a retirement obligation can apply to tangible capital assets either in productive use or no longer in productive use. As this standard includes solid waste landfill sites active and post-closing obligations, upon adoption of this new standard, existing Solid Waste Landfill Closure and Post-Closure Liability section PS 3270 will be withdrawn.

Effective for Fiscal Years Beginning On or After April 1, 2023:

PS 3400, Revenue, a new standard establishing guidance on how to account for and report on revenue. The standard provides a framework for recognizing, measuring and reporting revenues that arise from transactions that include performance obligations and transactions that do not have performance obligations. Performance obligations are enforceable promises to provide specific goods or services to a specific payer.

The extent of the impact on adoption of these future standards is not known at this time.

- u) **Revenue recognition:** Revenue is recognized in the period it is earned.

R. M. of Lawtonia No. 135
Notes to the Financial Statements
For the fiscal year ended December 31, 2020

2. Cash and Temporary Investments

	2020	2019
Cash	1,070,965	1,271,735
Temporary Investments		
Restricted Cash		
Total Cash and Temporary Investments	1,070,965	1,271,735

Cash and temporary investments include balances with banks, term deposits, marketable securities and short-term investments with maturities of three months or less.

3. Taxes Receivable - Municipal

	2020	2019
Municipal - Current	31,561	66,389
- Arrears	3,303	10,916
	34,864	77,305
- Less Allowance for Uncollectible	(720)	(720)
Total municipal taxes receivable	34,144	76,585
School - Current	7,315	13,406
- Arrears	560	1,959
Total school taxes receivable	7,875	15,365
Other	6,202	9,779
Total taxes and grants in lieu receivable	48,221	101,729
Deduct taxes receivable to be collected on behalf of other organizations	(14,077)	(25,144)
Total Taxes Receivable - Municipal	34,144	76,585

4. Other Accounts Receivable

	2020	2019
Federal Government	37,662	14,325
Provincial Government		
Local Government		
Utility		
Trade	1,523	
Other (Specify)		
Total Other Accounts Receivable	39,185	14,325
Less: Allowance for Uncollectible		
Net Other Accounts Receivable	39,185	14,325

5. Land for Resale

	2020	2019
Tax Title Property		
Allowance for market value adjustment		
Net Tax Title Property	-	-
Other Land		
Allowance for market value adjustment		
Net Other Land	-	-
Total Land for Resale	-	-

6. Long-Term Investments

	2020	2019
Sask Assoc. of Rural Municipalities - Self Insurance Fund	69,257	65,421
Term deposits with greater than three months to maturity	99,159	97,499
Total Long-Term Investments	168,416	162,920

The long term investments in the Saskatchewan Association of Rural Municipalities - Self Insurance Fund are accounted for on the equity basis.

The term deposits are stated at their purchase cost.

7. Debt Charges Recoverable

The municipality has no debt charges recoverable.

8. Bank Indebtedness

The municipality does not have access to an arranged line of credit.

9. Deferred Revenue

	2020	2019
Unspent Municipal Economic Enhancement Program grant funding received	49,730	
Total Deferred Revenue	49,730	-

10. Accrued Landfill Costs

The municipality does not maintain a landfill (waste disposal) site and accordingly there is no accrued liability for estimated future closure costs for such a site.

11. Liability for Contaminated Sites

The municipality has no known contaminated sites and accordingly there is no accrued liability for estimated future clean up costs for such a site.

R. M. of Lawtonia No. 135

Notes to the Financial Statements

For the fiscal year ended December 31, 2020

12. Long-Term Debt

The municipality has no long-term debt. The debt limit of the municipality in 2020 was \$820,987. The debt limit for a municipality is the total amount of the municipality's own source revenues for the preceding year (the *Municipalities Act* section 161(1)).

13. Lease Obligations

The municipality has no significant lease obligations.

14. Other Non-financial Assets

The municipality has no "other" non-financial assets.

15. Contingent Liabilities

The municipality is contingently liable under terms of the Saskatchewan Association of Rural Municipalities Self-Insurance Plan for its proportionate share of claims and future claims in excess of the Plan's reserve fund.

16. Pension Plan

The municipality is an employer member of the Municipal Employee Pension Plan (MEPP), which is a multiemployer defined benefit pension plan. The Commission of MEPP, representing plan member employers, is responsible for overseeing the management of the pension plan, including investment of assets and administration of benefits. The municipality's pension expense in 2020 was \$9,068. The benefits accrued to the municipality's employees from MEPP are calculated using the following: Pensionable Years of Service, Highest Average Salary, and the plan accrual rate.

Every three years, an actuarial valuation is performed to assess the financial position of the plan and the adequacy of plan funding. Any actuarially determined deficiency is the responsibility of the participating employers and employees, which could affect future contribution rates and/or benefits. Contributions to MEPP are not segregated in separate accounts or restricted to provide benefits to the employees of a particular employer. As a result, individual employers are not able to identify their share of the underlying assets and liabilities, and the net pension assets or liabilities for this plan are not recognized in these financial statements. Rather, the plan is accounted for as a defined contribution plan whereby the contributions are expensed when made.

Details of MEPP

	2020	2019
Number of active members	4	4
Member contribution rate (percentage of salary)	9.00%	9.00%
Employer contribution rate (percentage of salary)	9.00%	9.00%
Member contributions for the year	9,068	12,300
Employer contributions for the year	9,068	12,300
Plan Assets	**	2,819,222,000
Plan Liabilities	**	2,160,754,000
Plan Surplus	**	658,468,000

** 2020 MEPP financial information is not yet available.

17. Comparative Figures

Some prior year comparative figures may have been restated to conform to the current year's presentation.

18. Trusts Administered by the Municipality

The municipality does not administer any trusts.

19. Related Parties

The municipality has no significant related parties.

20. Contingent Assets

The municipality has no significant contingent assets.

21. Contractual Rights

Contractual rights are rights to economic resources arising from contracts or agreements that will result in an asset and revenue in the future. The municipality has no significant contractual rights.

22. Contractual Obligations and Commitments

The municipality has no significant contractual obligations and commitments.

R. M. of Lawtonia No. 135
Notes to the Financial Statements
For the fiscal year ended December 31, 2020

23. Restructuring Transactions

The municipality did not undertake any restructuring transactions in 2020.

	2020 Budget	2020	2019
TAXES	(unaudited)		
General municipal tax levy	809,737	809,737	810,936
Abatements and adjustments			
Discount on current year taxes	(25,000)	(30,068)	(24,017)
Net Municipal Taxes	784,737	779,669	786,919
Potash tax share			
Trailer license fees			
Penalties on tax arrears	1,500	4,468	3,531
Special tax levy			
Other (Specify)			
Total Taxes	786,237	784,137	790,450

UNCONDITIONAL GRANTS

Revenue Sharing	217,669	217,730	220,008
Safe Restart		20,640	
Total Unconditional Grants	217,669	238,370	220,008

GRANTS IN LIEU OF TAXES

Federal			
Provincial			
S.P.C. Electrical			
SaskEnergy Gas			
TransGas			
Central Services			
SaskTel	800	883	839
Public safety, Wildlife	2,000	2,053	2,053
Local/Other			
Housing Authority			
C.P.R. Mainline			
Treaty Land Entitlement			
Other (Specify)			
Other Government Transfers			
S.P.C. Surcharge			
Sask Energy Surcharge			
Other (Specify)			
Total Grants in Lieu of Taxes	2,800	2,936	2,892

TOTAL TAXES AND OTHER UNCONDITIONAL REVENUE	1,006,706	1,025,443	1,013,350
----------------------------------------------------	------------------	------------------	------------------

R. M. of Lawtonia No. 135
Schedule of Operating and Capital Revenue by Function
For the fiscal year ended December 31, 2020

Schedule 2 - 1

	2020 Budget (unaudited)	2020	2019
GENERAL GOVERNMENT SERVICES			
Operating			
Other Segmented Revenue			
Fees and Charges			
- Custom work			-
- Sales of supplies	700	543	665
- Other tax certificates, permits, sundry)	2,200	3,833	527
Total Fees and Charges	2,900	4,376	1,192
- Tangible capital asset sales - gain (loss)			
- Land sales - gain			
- Investment income and commissions	13,000	16,408	29,087
- Other (Specify)			
Total Other Segmented Revenue	15,900	20,784	30,279
Conditional Grants			
- Student Employment			
- Other (Specify)			
Total Conditional Grants	-	-	-
Total Operating	15,900	20,784	30,279
Capital			
Conditional Grants			
- Federal Gas Tax			
- ICIP			
- Provincial Disaster Assistance			
- Other (Specify)			
Total Capital	-	-	-
Restructuring Revenue (Specify, if any)			
Total General Government Services	15,900	20,784	30,279

PROTECTIVE SERVICES

Operating			
Other Segmented Revenue			
Fees and Charges			
- Other (<i>fire fighting fees</i>)		6,000	
Total Fees and Charges	-	6,000	-
- Tangible capital asset sales - gain (loss)			
- Other (Specify)			
Total Other Segmented Revenue	-	6,000	-
Conditional Grants			
- Student Employment			
- Local government			
- Other (Specify)			
Total Conditional Grants	-	-	-
Total Operating	-	6,000	-
Capital			
Conditional Grants			
- Federal Gas Tax			
- ICIP			
- Provincial Disaster Assistance			
- Local government			
- Other (Specify)			
Total Capital	-	-	-
Restructuring Revenue (Specify, if any)			
Total Protective Services	-	6,000	-

R. M. of Lawtonia No. 135
Schedule of Operating and Capital Revenue by Function
For the fiscal year ended December 31, 2020

Schedule 2 - 2

	2020 Budget (unaudited)	2020	2019
TRANSPORTATION SERVICES			
Operating			
Other Segmented Revenue			
Fees and Charges			
- Custom work	1,000	1,585	1,216
- Sales of supplies		313	407
- Road Maintenance and Restoration Agreements	125	794	125
- Frontage			
- Other (rentals)	2,400	2,400	2,400
Total Fees and Charges	3,525	5,092	4,148
- Tangible capital asset sales - gain (loss)		34,253	
- Other (Specify)			
Total Other Segmented Revenue	3,525	39,345	4,148
Conditional Grants			
- RIRG (CTP)			
- Student Employment			
- Other (Specify)			
Total Conditional Grants	-	-	-
Total Operating	3,525	39,345	4,148
Capital			
Conditional Grants			
- Federal Gas Tax	27,168	30,621	51,393
- ICIP			
- RIRG (Heavy Haul, CTP, Bridge and Large Culvert)			
- Provincial Disaster Assistance			
- Other (Specify)			
Total Capital	27,168	30,621	51,393
Restructuring Revenue (Specify, if any)			
Total Transportation Services	30,693	69,966	55,541

ENVIRONMENTAL AND PUBLIC HEALTH SERVICES

Operating			
Other Segmented Revenue			
Fees and Charges			
- Waste and Disposal Fees			
- Other (sale of pest control products)	500		982
Total Fees and Charges	500	-	982
- Tangible capital asset sales - gain (loss)			
- Other (Specify)			
Total Other Segmented Revenue	500	-	982
Conditional Grants			
- Student Employment			
- TAPD			
- Local government	4,000	4,508	4,123
- Other (Specify)			
Total Conditional Grants	4,000	4,508	4,123
Total Operating	4,500	4,508	5,105
Capital			
Conditional Grants			
- Federal Gas Tax			
- ICIP			
- TAPD			
- Provincial Disaster Assistance			
- Other (Specify)			
Total Capital	-	-	-
Restructuring Revenue (Specify, if any)			
Total Environmental and Public Health Services	4,500	4,508	5,105

R. M. of Lawtonia No. 135
Schedule of Operating and Capital Revenue by Function
For the fiscal year ended December 31, 2020

Schedule 2 - 3

	2020 Budget (unaudited)	2020	2019
PLANNING AND DEVELOPMENT SERVICES			
Operating			
Other Segmented Revenue			
Fees and Charges			
- Maintenance and Development Charges			
- Other (Specify)			
Total Fees and Charges	-	-	-
- Tangible capital asset sales - gain (loss)			
- Other (Specify)			
Total Other Segmented Revenue	-	-	-
Conditional Grants			
- Student Employment			
- Other (Specify)			
Total Conditional Grants	-	-	-
Total Operating	-	-	-
Capital			
Conditional Grants			
- Federal Gas Tax			
- ICIP			
- Provincial Disaster Assistance			
- Other (Specify)			
Total Capital	-	-	-
Restructuring Revenue (Specify, if any)			
Total Planning and Development Services	-	-	-

RECREATION AND CULTURAL SERVICES

Operating			
Other Segmented Revenue			
Fees and Charges			
- Other (Specify)			
Total Fees and Charges	-	-	-
- Tangible capital asset sales - gain (loss)			
- Other (Specify)			
Total Other Segmented Revenue	-	-	-
Conditional Grants			
- Student Employment			
- Local government			
- Other (Specify)			
Total Conditional Grants	-	-	-
Total Operating	-	-	-
Capital			
Conditional Grants			
- Federal Gas Tax			
- ICIP			
- Local government			
- Provincial Disaster Assistance			
- Other (Specify)			
Total Capital	-	-	-
Restructuring Revenue (Specify, if any)			
Total Recreation and Cultural Services	-	-	-

R. M. of Lawtonia No. 135
Schedule of Operating and Capital Revenue by Function
For the fiscal year ended December 31, 2020

Schedule 2 - 4

	2020 Budget	2020	2019
	(unaudited)		
UTILITY SERVICES			
Operating			
Other Segmented Revenue			
Fees and Charges			
- Water			
- Sewer			
- Other (Specify)			
Total Fees and Charges	-	-	-
- Tangible capital asset sales - gain (loss)			
- Other (Specify)			
Total Other Segmented Revenue	-	-	-
Conditional Grants			
- Student Employment			
- Other (Specify)			
Total Conditional Grants	-	-	-
Total Operating	-	-	-
Capital			
Conditional Grants			
- Federal Gas Tax			
- ICIP			
- New Building Canada Fund (SCF, NRP)			
- Clean Water and Wastewater Fund			
- Provincial Disaster Assistance			
- Other (Specify)			
Total Capital	-	-	-
Restructuring Revenue (Specify, if any)			
Total Utility Services	-	-	-
TOTAL OPERATING AND CAPITAL REVENUE BY FUNCTION	51,093	101,258	90,925

SUMMARY

Total Other Segmented Revenue	19,925	66,129	35,409
Total Conditional Grants	4,000	4,508	4,123
Total Capital Grants and Contributions	27,168	30,621	51,393
Restructuring Revenue	-	-	-
TOTAL REVENUE BY FUNCTION	51,093	101,258	90,925

	2020 Budget	2020	2019
GENERAL GOVERNMENT SERVICES	(unaudited)		
Council remuneration and travel	22,000	21,888	18,845
Wages and benefits	70,000	56,233	62,145
Professional/Contractual services	50,347	70,451	41,313
Utilities	5,800	5,704	5,101
Maintenance, materials and supplies	7,250	5,923	6,962
Grants and contributions - operating	800	21,073	895
- capital			
Amortization	800	1,280	1,280
Interest	50	266	64
Allowance for uncollectible			
Other (<i>sundry</i>)		216	154
General Government Services	157,047	183,034	136,759
Restructuring (<i>Specify, if any</i>)			
Total General Government Services	157,047	183,034	136,759

PROTECTIVE SERVICES**Police protection**

Wages and benefits			
Professional/Contractual services	16,500	16,665	16,086
Utilities			
Maintenance, material and supplies			
Grants and contributions - operating	200	200	
- capital			
Other (<i>Specify</i>)			

Fire protection

Wages and benefits			
Professional/Contractual services	800	6,433	887
Utilities			
Maintenance, material and supplies			
Grants and contributions - operating	1,800	2,044	3,536
- capital			
Amortization			
Interest			
Other (<i>Specify</i>)			

Protective Services	19,300	25,342	20,509
Restructuring (<i>Specify, if any</i>)			
Total Protective Services	19,300	25,342	20,509

TRANSPORTATION SERVICES

Wages and benefits	167,700	168,796	163,392
Professional/Contractual Services	40,115	38,185	15,200
Utilities	6,245	6,423	5,521
Maintenance, materials, and supplies	121,500	156,497	111,008
Gravel	230,000	231,335	258,432
Grants and contributions - operating			
- capital			
Amortization	135,000	121,859	125,778
Interest			
Other (<i>Specify</i>)			

Transportation Services	700,560	723,095	679,331
Restructuring (<i>Specify, if any</i>)			
Total Transportation Services	700,560	723,095	679,331

Total Expenses by Function

For the fiscal year ended December 31, 2020

Schedule 3 - 2

	2020 Budget	2020	2019
ENVIRONMENTAL AND PUBLIC HEALTH SERVICES	(unaudited)		
Wages and benefits			
Professional/Contractual services	6,100	5,697	5,558
Utilities	700	841	579
Maintenance, materials and supplies	5,900	4,292	3,068
Grants and contributions - operating			
○ Waste disposal			
○ Public Health	5,000	5,098	5,097
- capital			
○ Waste disposal			
○ Public Health			20,000
Amortization	177	177	177
Interest			
Other (Specify)			
Environmental and Public Health Services	17,877	16,105	34,479
Restructuring (Specify, if any)			
Total Environmental and Public Health Services	17,877	16,105	34,479

PLANNING AND DEVELOPMENT SERVICES

Wages and benefits			
Professional/Contractual Services	900	958	938
Grants and contributions - operating			
- capital			
Amortization			
Interest			
Other (Specify)			
Planning and Development Services	900	958	938
Restructuring (Specify, if any)			
Total Planning and Development Services	900	958	938

RECREATION AND CULTURAL SERVICES

Wages and benefits			
Professional/Contractual services	8,200	6,361	5,909
Utilities			
Maintenance, materials and supplies			
Grants and contributions - operating	2,500		2,500
- capital			
Amortization			
Interest			
Allowance for uncollectible			
Other (Specify)			
Recreation and Cultural Services	10,700	6,361	8,409
Restructuring (Specify, if any)			
Total Recreation and Cultural Services	10,700	6,361	8,409

Total Expenses by Function

For the fiscal year ended December 31, 2020

Schedule 3 - 3

	2020 Budget	2020	2019
UTILITY SERVICES	(unaudited)		
Wages and benefits			
Professional/Contractual services			
Utilities			
Maintenance, materials and supplies			
Grants and contributions - operating			
- capital			
Amortization			
Interest			
Allowance for Uncollectible			
Other (Specify)			
Utility Services	-	-	-
Restructuring (Specify, if any)			
Total Utility Services	-	-	-
TOTAL EXPENSES BY FUNCTION	906,384	954,895	880,425

R. M. of Lawtonia No. 135
Schedule of Segment Disclosure by Function
For the fiscal year ended December 31, 2020

Schedule 4

	General Government	Protective Services	Transportation Services	Environmental & Public Health	Planning and Development	Recreation and Culture	Utility Services	Total
Revenues (Schedule 2)								
Fees and Charges	4,376	6,000	5,092	-	-	-	-	15,468
Tangible Capital Asset Sales - Gain	-	-	34,253	-	-	-	-	34,253
Land Sales - Gain	-							-
Investment Income and Commissions	16,408							16,408
Other Revenues	-	-	-	-	-	-	-	-
Grants - Conditional	-	-	-	4,508	-	-	-	4,508
- Capital	-	-	30,621	-	-	-	-	30,621
Restructurings	-	-	-	-	-	-	-	-
Total Revenues	20,784	6,000	69,966	4,508	-	-	-	101,258
Expenses (Schedule 3)								
Wages & Benefits	78,121	-	168,796	-	-	-	-	246,917
Professional/ Contractual Services	70,451	23,098	38,185	5,697	958	6,361	-	144,750
Utilities	5,704	-	6,423	841		-	-	12,968
Maintenance Materials and Supplies	5,923	-	387,832	4,292		-	-	398,047
Grants and Contributions	21,073	2,244	-	5,098	-	-	-	28,415
Amortization	1,280	-	121,859	177	-	-	-	123,316
Interest	266	-	-	-	-	-	-	266
Allowance for Uncollectible	-					-	-	-
Restructurings	-	-	-	-	-	-	-	-
Other	216	-	-	-	-	-	-	216
Total Expenses	183,034	25,342	723,095	16,105	958	6,361	-	954,895
Surplus (Deficit) by Function	(162,250)	(19,342)	(653,129)	(11,597)	(958)	(6,361)	-	(853,637)

Taxes and other unconditional revenue (Schedule 1)

1,025,443

Net Surplus (Deficit)

171,806

R. M. of Lawtonia No. 135
Schedule of Segment Disclosure by Function
For the fiscal year ended December 31, 2019

Schedule 5

	General Government	Protective Services	Transportation Services	Environmental & Public Health	Planning and Development	Recreation and Culture	Utility Services	Total
Revenues (Schedule 2)								
Fees and Charges	1,192	-	4,148	982	-	-	-	6,322
Tangible Capital Asset Sales - Gain	-	-	-	-	-	-	-	-
Land Sales - Gain	-	-	-	-	-	-	-	-
Investment Income and Commissions	29,087	-	-	-	-	-	-	29,087
Other Revenues	-	-	-	-	-	-	-	-
Grants - Conditional	-	-	-	4,123	-	-	-	4,123
- Capital	-	-	51,393	-	-	-	-	51,393
Restructurings	-	-	-	-	-	-	-	-
Total Revenues	30,279	-	55,541	5,105	-	-	-	90,925
Expenses (Schedule 3)								
Wages & Benefits	80,990	-	163,392	-	-	-	-	244,382
Professional/ Contractual Services	41,313	16,973	15,200	5,558	938	5,909	-	85,891
Utilities	5,101	-	5,521	579	-	-	-	11,201
Maintenance Materials and Supplies	6,962	-	369,440	3,068	-	-	-	379,470
Grants and Contributions	895	3,536	-	25,097	-	2,500	-	32,028
Amortization	1,280	-	125,778	177	-	-	-	127,235
Interest	64	-	-	-	-	-	-	64
Allowance for Uncollectible	-	-	-	-	-	-	-	-
Restructurings	-	-	-	-	-	-	-	-
Other	154	-	-	-	-	-	-	154
Total Expenses	136,759	20,509	679,331	34,479	938	8,409	-	880,425
Surplus (Deficit) by Function	(106,480)	(20,509)	(623,790)	(29,374)	(938)	(8,409)	-	(789,500)

Taxes and other unconditional revenue (Schedule 1)	1,013,350
Net Surplus (Deficit)	223,850

R. M. of Lawtonia No. 135
Schedule of Tangible Capital Assets by Object
As at December 31, 2020

Schedule 6

		2020						2019	
	General Assets					Infrastructure Assets	General/ Infrastructure Assets Under Construction	Total	Total
	Land	Land Improvements	Buildings	Vehicles	Machinery & Equipment	Linear assets			
Assets	Asset cost								
	Opening Asset costs	10,288		70,511	64,165	1,145,670	3,460,194	4,750,828	4,558,659
	Additions during the year					333,877	331,606	665,483	192,169
	Disposals and write-downs during the year					(268,485)	(27,338)	(295,823)	
	Transfers (from) assets under construction							-	
	Transfer of Capital Assets related to restructuring (Schedule 11)							-	
Closing Asset Costs	10,288	-	70,511	64,165	1,211,062	3,764,462	-	5,120,488	4,750,828
Amortization	Accumulated Amortization Cost								
	Opening Accumulated Amortization Costs			47,590	47,825	597,854	2,342,002	3,035,271	2,908,036
	Add: Amortization taken			1,410	1,484	59,611	60,811	123,316	127,235
	Less: Accumulated amortization on disposals					(214,788)	(25,288)	(240,076)	
	Transfer of Capital Assets related to restructuring (Schedule 11)							-	
	Closing Accumulated Amortization Costs	-	-	49,000	49,309	442,677	2,377,525	-	2,918,511
Net Book Value	10,288	-	21,511	14,856	768,385	1,386,937	-	2,201,977	1,715,557

1. Total contributed/donated assets received in 2020

\$ -

2. List of assets recognized at nominal value in 2020 are:

- Infrastructure Assets

\$ -

- Vehicles

\$ -

- Machinery and Equipment

\$ -

3. Amount of interest capitalized in Schedule 6

\$ -

R. M. of Lawtonia No. 135
Schedule of Tangible Capital Assets by Function
As at December 31, 2020

Schedule 7

	2020							2019	
	General Government	Protective Services	Transportation Services	Environmental & Public	Planning & Development	Recreation & Culture	Water & Sewer	Total	Total
<i>Assets</i>	Asset cost								
	Opening Asset costs	39,281	47,825	4,656,651	7,071			4,750,828	4,558,659
	Additions during the year			665,483				665,483	192,169
	Disposals and write-downs during the year			(295,823)				(295,823)	
	Transfer of Capital Assets related to restructuring (Schedule 11)							-	
	Closing Asset Costs	39,281	47,825	5,026,311	7,071	-	-	5,120,488	4,750,828
<i>Amortization</i>	Accumulated								
	Opening Accumulated Amortization Costs	34,889	47,825	2,947,074	5,483			3,035,271	2,908,036
	Add: Amortization taken	1,280		121,859	177			123,316	127,235
	Less: Accumulated amortization on disposals			(240,076)				(240,076)	
	Transfer of Capital Assets related to restructuring (Schedule 11)							-	
	Closing Accumulated Amortization Costs	36,169	47,825	2,828,857	5,660	-	-	2,918,511	3,035,271
	Net Book Value	3,112	-	2,197,454	1,411	-	-	2,201,977	1,715,557

R. M. of Lawtonia No. 135
Schedule of Accumulated Surplus
As at December 31, 2020

Schedule 8

	2019	Changes	2020
UNAPPROPRIATED SURPLUS	1,484,561	(277,114)	1,207,447

APPROPRIATED RESERVES

Machinery and Equipment	7,500	12,500	20,000
Public Reserve			-
Capital Trust			-
Utility			-
Road Construction	191,115	(50,000)	141,115
Total Appropriated	198,615	(37,500)	161,115

ORGANIZED HAMLETS (add lines if required)

Organized Hamlet of (Name)			-
Organized Hamlet of (Name)			-
Organized Hamlet of (Name)			-
Organized Hamlet of (Name)			-
Organized Hamlet of (Name)			-
Organized Hamlet of (Name)			-
Total Organized Hamlets	-	-	-

NET INVESTMENT IN TANGIBLE CAPITAL ASSETS

Tangible capital assets (Schedule 6, 7)	1,715,557	486,420	2,201,977
Less: Related debt			-
Net Investment in Tangible Capital Assets	1,715,557	486,420	2,201,977

Total Accumulated Surplus	3,398,733	171,806	3,570,539
----------------------------------	------------------	----------------	------------------

R. M. of Lawtonia No. 135

Schedule of Mill Rates and Assessments

For the fiscal year ended December 31, 2020

Schedule 9

	PROPERTY CLASS						Total
	Agriculture	Residential	Residential Condominium	Seasonal Residential	Commercial & Industrial	Potash Mine(s)	
Taxable Assessment	99,373,420	1,795,250			48,500		101,217,170
Regional Park Assessment							
Total Assessment							101,217,170
Mill Rate Factor(s)							
Total Base/Minimum Tax (generated for each property class)							-
Total Municipal Tax Levy (include base and/or minimum tax and special levies)	794,987	14,362			388		809,737

MILL RATES:

MILLS

Average Municipal*	8.00
Average School*	1.48
Potash Mill Rate	
Uniform Municipal Mill Rate	8.00

* Average Mill Rates (multiply the total tax levy for each taxing authority by 1000 and divide by the total assessment for the taxing authority).

R. M. of Lawtonia No. 135
Schedule of Council Remuneration (unaudited)
As at December 31, 2020

Schedule 10

Position	Name	Remuneration	Reimbursed Costs	Total
Reeve	Andrew Hanson	13,200	3,464	16,664
Councillor	Sterling Dayne	5,250	910	6,160
Councillor	Howard Gehl	5,325	895	6,220
Councillor	Darren Schwartz	5,550	1,127	6,677
Councillor	Michael Bocek	225	8	233
Councillor	David Fischer	6,375	1,484	7,859
Councillor	Scott Henry	5,400	1,047	6,447
				-
				-
				-
				-
				-
				-
				-
Total		41,325	8,935	50,260

R. M. of Lawtonia No. 135
Schedule of Restructuring
For the fiscal year ended December 31, 2020

Schedule 11

	2020
Carrying Amount of Assets and Liabilities Transferred/Received at Restructuring Date:	
Cash and Temporary Investments	-
Taxes Receivable - Municipal	-
Other Accounts Receivable	-
Land for Resale	-
Long-Term Investments	-
Debt Charges Recoverable	-
Bank Indebtedness	-
Accounts Payable	-
Accrued Liabilities Payable	-
Deposits	-
Deferred Revenue	-
Accrued Landfill Costs	-
Liability for Contaminated Sites	-
Other Liabilities	-
Long-Term Debt	-
Lease Obligations	-
Tangible Capital Assets	-
Prepayments and Deferred Charges	-
Stock and Supplies	-
Other	-
Total Net Carrying Amount Received (Transferred)	-