

R. M. OF RENO NO. 51
FINANCIAL STATEMENTS
DECEMBER 31, 2021

INDEPENDENT AUDITOR'S REPORT

To Council of R. M. of Reno No. 51:

Qualified Opinion

We have audited the financial statements of R. M. of Reno No. 51, which comprise the statement of financial position as at December 31, 2021, and the statements of operations and net financial assets and changes in cash flow for the year then ended, and notes to the financial statements, including a summary of significant accounting policies.

In our opinion, except for the effects of the matter described in the Basis for Qualified Opinion paragraph, the accompanying financial statements present fairly, in all material respects, the financial position of the organization as at December 31, 2021, and its results of operations and its cash flows for the year then ended in accordance with Canadian public sector accounting standards.

Basis for Qualified Opinion

The quantities of gravel on hand were determined from accounting records of quantity movements, while other items were determined by your administration by actual count. Due to problems of timing, distance, identification and measurement, we did not find it feasible to make a physical count of the various inventory items. We agreed the amount of gravel inventory to the accounting records prepared by management, but as we did not attend the count, we did not do further procedures over quantity or value. Therefore, we were unable to obtain sufficient appropriate audit evidence over the R. M. of Reno's inventory and related expenses as at December 31, 2021 and December 31, 2020.

Public Sector Accounting Standards require that jointly controlled entities be proportionately consolidated into the financial statements of the R. M., as they make up part of the R. M.'s government reporting entity. As explained in Note 1 (a), the R. M. has not consolidated certain entities that it jointly controls. Known entities are listed in Note 1 (a), but we were unable to obtain sufficient and appropriate audit evidence over the completeness and accuracy of the list. Financial statements for these entities were unavailable at the time of our audit and, therefore, we were unable to obtain sufficient and appropriate audit evidence over the extent of adjustments required to the R. M.'s financial statements as at December 31, 2021 and December 31, 2020.

We conducted our audit in accordance with Canadian generally accepted auditing standards. Our responsibilities under those standards are further described in the "Auditor's Responsibilities for the Audit of the Financial Statements" section of our report. We are independent of the organization in accordance with the ethical requirements that are relevant to our audit of the financial statements in Canada, and we have fulfilled our other ethical responsibilities in accordance with these requirements. We believe that the audit evidence we have obtained is sufficient and appropriate to provide a basis for our qualified opinion.

Other Matter

The additional information listed in Schedules 1 to 11 has been taken from the accounting records of the organization but has not been audited by us other than in the course of our examination of the aforementioned financial statements to the extent necessary to allow us to render an opinion thereon.

Responsibilities of Management and Those Charged with Governance for the Financial Statements

Management is responsible for the preparation and fair presentation of these financial statements in accordance with Canadian public sector accounting standards, and for such internal control as management determines is necessary to enable the preparation of financial statements that are free from material misstatement, whether due to fraud or error.

INDEPENDENT AUDITOR'S REPORT (continued)

In preparing the financial statements, management is responsible for assessing the organization's ability to continue as a going concern, disclosing, as applicable, matters related to going concern and using the going concern basis of accounting unless management either intends to liquidate the organization or to cease operations, or has no realistic alternative but to do so.

Those charged with governance are responsible for overseeing the organization's financial reporting process.

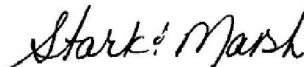
Auditor's Responsibility for the Audit of the Financial Statements

Our objectives are to obtain reasonable assurance about whether the financial statements as a whole are free from material misstatement, whether due to fraud or error, and to issue an auditor's report that includes our opinion. Reasonable assurance is a high level of assurance, but is not a guarantee that an audit conducted in accordance with Canadian generally accepted auditing standards will always detect a material misstatement when it exists. Misstatements can arise from fraud or error and are considered material if, individually or in the aggregate, they could reasonably be expected to influence the economic decisions of users taken on the basis of these financial statements.

As part of an audit in accordance with Canadian generally accepted auditing standards, we exercise professional judgment and maintain professional skepticism throughout the audit. We also:

- Identify and assess the risks of material misstatement of the financial statements, whether due to fraud or error, design and perform audit procedures responsive to those risks, and obtain audit evidence that is sufficient and appropriate to provide a basis for our opinion. The risk of not detecting a material misstatement resulting from fraud is higher than for one resulting from error, as fraud may involve collusion, forgery, intentional omissions, misrepresentations or the override of internal control.
- Obtain an understanding of internal control relevant to the audit in order to design audit procedures that are appropriate in the circumstances, but not for the purpose of expressing an opinion on the effectiveness of the organization's internal control.
- Evaluate the appropriateness of accounting policies used and the reasonableness of accounting estimates and related disclosures made by management.
- Conclude on the appropriateness of management's use of the going concern basis of accounting and, based on the audit evidence obtained, whether a material uncertainty exists related to events or conditions that may cast significant doubt on the organization's ability to continue as a going concern. If we conclude that a material uncertainty exists, we are required to draw attention in our auditor's report to the related disclosures in the financial statements or, if such disclosures are inadequate, to modify our opinion. Our conclusions are based on the audit evidence obtained up to the date of our auditor's report. However, future events or conditions may cause the organization to cease to continue as a going concern.
- Evaluate the overall presentation, structure and content of the financial statements, including the disclosures, and whether the financial statements represent the underlying transactions and events in a manner that achieves fair presentation.

We communicate with those charged with governance regarding, among other matters, the planned scope and timing of the audit and significant audit findings, including any significant deficiencies in internal control that we identify during our audit.



————— CPA LLP —————
Chartered Professional Accountants

Swift Current, Saskatchewan
May 11, 2022


Management's Responsibility

The municipality's management is responsible for the preparation and presentation of the accompanying financial statements in accordance with Canadian public sector accounting standards (PSAS). The preparation of the statements necessarily includes selecting appropriate accounting principles and methods, and making decisions affecting the measurement of transactions in which objective judgments and estimates by management is required.


In discharging its responsibilities for the integrity and fair presentation of the financial statements, management designs and maintains the necessary accounting, budget and other related internal controls to provide reasonable assurance that transactions are appropriately authorized and accurately recorded, that assets are properly accounted for and safeguarded, and that financial records are properly maintained to provide reliable information for the preparation of the financial statements.

The Council is composed of elected officials who are not employees of the municipality. The Council is responsible for overseeing management in the performance of its financial reporting responsibilities. The Council fulfils these responsibilities by reviewing the financial information prepared by management and discussing relevant matters with external auditors. The Council is also responsible for recommending the appointment of the municipality's external auditors.

Stark & Marsh CPA LLP, an independent firm of Chartered Professional Accountants, is appointed by the Council to audit the financial statements and report directly to them; their report follows. The external auditors have full and free access to, and meet periodically and separately with, both the Council and management to discuss their audit findings.


Reeve - R. M. of Reno No. 51


Administrator


Date

R. M. of Reno No. 51
Statement of Financial Position
As at December 31, 2021

Statement 1

	2021	2020
FINANCIAL ASSETS		
Cash and Temporary Investments (Note 2)	2,937,327	3,282,878
Taxes Receivable - Municipal (Note 3)	42,771	9,698
Other Accounts Receivable (Note 4)	99,142	30,222
Land for Resale (Note 5)	-	-
Long-Term Investments (Note 6)	9,351	9,351
Debt Charges Recoverable (Note 7)	-	-
Other (Specify)	-	-
Total Financial Assets	3,088,591	3,332,149

LIABILITIES		
Bank Indebtedness (Note 8)	-	-
Accounts Payable	83,143	81,442
Accrued Liabilities Payable	-	-
Deposits	-	-
Deferred Revenue (Note 9)	600	62,603
Accrued Landfill Costs (Note 10)	-	-
Liability for Contaminated Sites (Note 11)	-	-
Other Liabilities	-	-
Long-Term Debt (Note 12)	-	-
Lease Obligations (Note 13)	-	-
Total Liabilities	83,743	144,045

NET FINANCIAL ASSETS (DEBT)	3,004,848	3,188,104
------------------------------------	------------------	------------------

NON-FINANCIAL ASSETS		
Tangible Capital Assets (Schedule 6, 7)	2,540,082	2,000,654
Prepayments and Deferred Charges	-	-
Stock and Supplies	261,849	171,208
Other (Note 14)	-	-
Total Non-Financial Assets	2,801,931	2,171,862

ACCUMULATED SURPLUS (DEFICIT) (Schedule 8)	5,806,779	5,359,966
---	------------------	------------------

Unrecognized Assets (Note 1 I))
Contingent Assets (Note 20)
Contractual Rights (Note 21)
Contingent Liabilities (Note 15)
Contractual Obligations and Commitments (Note 22)

The accompanying notes and schedules are an integral part of these statements.

R. M. of Reno No. 51

Statement of Operations

For the fiscal year ended December 31, 2021

Statement 2

	2021 Budget	2021	2020
REVENUES	(unaudited)		
Taxes and Other Unconditional Revenue (Schedule 1)	1,628,540	1,621,714	1,264,615
Fees and Charges (Schedule 4, 5)	51,480	72,194	55,082
Conditional Grants (Schedule 4, 5)	62,800	54,473	55,203
Tangible Capital Asset Sales - Gain (Schedule 4, 5)	-	(83,546)	-
Land Sales - Gain (Schedule 4, 5)	-	-	-
Investment Income and Commissions (Schedule 4, 5)	49,890	33,793	49,888
Restructurings (Schedule 4,5)	-	-	-
Other Revenues (Schedule 4, 5)	-	-	-
Total Revenues	1,792,710	1,698,628	1,424,788
EXPENSES			
General Government Services (Schedule 3)	304,250	270,553	290,480
Protective Services (Schedule 3)	49,820	39,406	36,810
Transportation Services (Schedule 3)	1,367,260	1,014,017	999,038
Environmental and Public Health Services (Schedule 3)	42,790	49,598	89,632
Planning and Development Services (Schedule 3)	-	-	-
Recreation and Cultural Services (Schedule 3)	23,090	21,840	26,089
Utility Services (Schedule 3)	840	761	742
Restructurings (Schedule 3)	-	-	-
Total Expenses	1,788,050	1,396,175	1,442,791
Surplus (Deficit) of Revenues over Expenses before Other Capital Contributions	4,660	302,453	(18,003)
Provincial/Federal Capital Grants and Contributions (Schedule 4, 5)	46,180	144,360	33,541
Surplus (Deficit) of Revenues over Expenses	50,840	446,813	15,538
Accumulated Surplus (Deficit), Beginning of Year	5,359,966	5,359,966	5,344,428
Accumulated Surplus (Deficit), End of Year	5,410,806	5,806,779	5,359,966

The accompanying notes and schedules are an integral part of these statements.

R. M. of Reno No. 51

Statement of Change in Net Financial Assets

For the fiscal year ended December 31, 2021

Statement 3

	2021 Budget (unaudited)	2021	2020
Surplus (Deficit)	50,840	446,813	15,538
(Acquisition) of tangible capital assets	(612,470)	(849,453)	(5,968)
Amortization of tangible capital assets	172,290	152,379	171,796
Proceeds on disposal of tangible capital assets	-	74,100	-
Loss (gain) on the disposal of tangible capital assets	-	83,546	-
Transfer of assets/liabilities in restructuring transactions	-	-	-
Surplus (Deficit) of capital expenses over expenditures	(440,180)	(539,428)	165,828
(Acquisition) of supplies inventories, net	-	(90,641)	-
(Acquisition) of prepaid expense, net	-	-	-
Consumption of supplies inventory, net	-	-	156,484
Use of prepaid expense, net	-	-	-
Surplus (Deficit) of expenses of other non-financial over expenditures	-	(90,641)	156,484
Increase/Decrease in Net Financial Assets	(389,340)	(183,256)	337,850
Net Financial Assets (Debt) - Beginning of Year	3,188,104	3,188,104	2,850,254
Net Financial Assets (Debt) - End of Year	2,798,764	3,004,848	3,188,104

The accompanying notes and schedules are an integral part of these statements.

R. M. of Reno No. 51
Statement of Cash Flow
For the fiscal year ended December 31, 2021

Statement 4

	2021	2020
Cash provided by (used for) the following activities		
Operating:		
Surplus (Deficit)	446,813	15,538
Amortization	152,380	171,796
Loss (gain) on disposal of tangible capital assets	83,546	-
	<u>682,739</u>	<u>187,334</u>
Change in assets/liabilities		
Taxes Receivable - Municipal	(33,074)	10,110
Other Receivables	(68,920)	(877)
Land for Resale	-	-
Other Financial Assets	-	-
Accounts and Accrued Liabilities Payable	1,701	45,771
Deposits	-	-
Deferred Revenue	(62,003)	62,603
Accrued Landfill Costs	-	-
Liability for Contaminated Sites	-	-
Other Liabilities	-	-
Stock and Supplies	(90,641)	156,484
Prepayments and Deferred Charges	-	-
Other (Specify)	-	-
Cash provided by operating transactions	429,802	461,425
Capital:		
Acquisition of capital assets	(849,453)	(5,968)
Proceeds from the disposal of capital assets	74,100	-
Other capital	-	-
Cash applied to capital transactions	(775,353)	(5,968)
Investing:		
Long-term investments	-	-
Other investments	-	-
Cash provided by (applied to) investing transactions	-	-
Financing:		
Debt charges recovered	-	-
Long-term debt issued	-	-
Long-term debt repaid	-	-
Other financing	-	-
Cash provided by (applied to) financing transactions	-	-
Change in Cash and Temporary Investments during the year	(345,551)	455,457
Cash and Temporary Investments - Beginning of Year	<u>3,282,878</u>	<u>2,827,421</u>
Cash and Temporary Investments - End of Year	2,937,327	3,282,878

The accompanying notes and schedules are an integral part of these statements.

R. M. of Reno No. 51

Notes to the Financial Statements

For the fiscal year ended December 31, 2021

1. Significant Accounting Policies

The financial statements of the municipality have been prepared by management in accordance with Canadian public sector accounting standards (PSAS) as recommended by the Chartered Professional Accountants of Canada (CPA Canada). Significant aspects of the accounting policies adopted by the municipality are as follows:

Basis of Accounting: The financial statements are prepared using the accrual basis of accounting. The accrual basis of accounting requires revenues to be recognized as they become available and measurable and expenses are recognized as they are incurred and measurable as a result of the receipt of goods and services and the creation of a legal obligation to pay.

- a) **Reporting Entity:** The financial statements represent the assets, liabilities and flow of resources of the municipality. The entity is comprised of all of the organizations that are owned or controlled by the municipality and are, therefore, accountable to the Council for the administration of their financial affairs and resources. The following organizations have not been consolidated into the Municipality's financial statements:

Entity

District Board of Revision (proportionate)

- b) **Collection of funds for other authorities:** Collection of funds by the municipality for school boards, municipal hail and conservation and development authorities are collected and remitted in accordance with relevant legislation.
- c) **Government Transfers:** Government transfers are the transfer of assets from senior levels of government that are not the result of an exchange transaction, are not expected to be repaid in the future, or the result of a direct financial return. Government transfers are recognized as revenue in the period that the events giving rise to the transfer occur, providing:
- a) the transfers are authorized
 - b) any eligibility criteria have been met; and
 - c) reasonable estimates of the amounts can be made.

Unearned government transfer amounts received will be recorded as deferred revenue.

Earned government transfer amounts not received will be recorded as an amount receivable.

- d) **Deferred Revenue - Fees and charges:** Certain user charges and fees are collected for which the related services have yet to be performed. Revenue is recognized in the period when the related expenses are incurred or services performed.
- e) **Local Improvement Charges:** Local improvement projects financed by frontage taxes recognize any prepayment charges as revenue in the period assessed.
- f) **Net Financial Assets:** Net Financial Assets at the end of an accounting period are the net amount of financial assets less liabilities outstanding. Financial assets represent items such as cash and those other assets on hand which could provide resources to discharge existing liabilities or finance future operations. These include realizable assets which are convertible to cash and not intended for consumption in the normal course of operations.
- g) **Non-financial Assets:** Tangible capital and other non-financial assets are accounted for as assets by the government because they can be used to provide government services in future periods. These assets do not normally provide resources to discharge the liabilities of the government unless they are sold.
- h) **Appropriated Reserves:** Reserves are established at the discretion of Council to designate surplus for future operating and capital transactions. Amounts so designated are described on Schedule 8.
- i) **Property Tax Revenue:** Property tax revenue is based on assessments determined in accordance with Saskatchewan Legislation and the formulas, principles, and rules in the Saskatchewan Assessment Manual. Tax mill rates are established annually by council following the guidance of the Government of Saskatchewan. Tax revenues are recognized when the tax has been authorized by bylaw and the taxable event has occurred. Requisitions operate as a flow through and are excluded from municipal revenue.
- j) **Investments:** Portfolio investments are valued at the lower of cost, less any provisions for other than temporary impairment. Investments with terms longer than one year have been classified as other long-term investments concurrent with the nature of the investment.

R. M. of Reno No. 51
Notes to the Financial Statements
For the fiscal year ended December 31, 2021

1. Significant Accounting Policies - continued

- k) **Inventories:** Inventories of materials and supplies expected to be used by the municipality are valued at the lower of cost or replacement cost. Inventories of land, materials and supplies held for resale are valued at the lower of cost or net realizable value. Cost is determined by the average cost method. Net realizable value is the estimated selling price in the ordinary course of business.
- l) **Tangible Capital Assets:** All tangible capital asset acquisitions or betterments made throughout the year are recorded at their acquisition cost. Initial costs for tangible capital assets that were acquired and developed prior to 2009 were obtained via historical cost information or using current fair market values discounted by a relevant deflation factor back to the point of acquisition. Donated tangible capital assets received are recorded at their fair market value at the date of contribution. The cost of these tangible capital assets less any residual value are amortized over the asset's useful life using the straight-line method of amortization. Tangible capital assets that are recognized at a nominal value are disclosed on Schedule 6. The municipality's tangible capital asset useful lives are estimated as follows:

<u>Asset</u>	<u>Useful Life</u>
<i>General Assets</i>	
Land	Indefinite
Land Improvements	5 to 20 Yrs
Buildings	10 to 50 Yrs
Vehicles & Equipment	
Vehicles	5 to 10 Yrs
Machinery and Equipment	5 to 10 Yrs
<i>Infrastructure Assets</i>	
Infrastructure Assets	30 to 75 Yrs
Water & Sewer	
Road Network Assets	

Government Contributions: Government contributions for the acquisition of capital assets are reported as capital revenue and do not reduce the cost of the related asset.

Works of Art and Other Unrecognized Assets: Assets that have a historical or cultural significance, which include works of art, monuments and other cultural artifacts are not recognized as tangible capital assets because a reasonable estimate of future benefits associated with this property cannot be made.

Capitalization of Interest: The municipality does not capitalize interest incurred while a tangible capital asset is under construction.

Leases: All leases are recorded on the financial statements as either a capital or operating lease. Any lease that transfers substantially all of the benefits and risk associated with the leased asset is classified as a capital leases and recorded as tangible capital assets. At the inception of a capital lease, an asset and a payment obligation are recorded at an amount equal to the lesser of the present value of the minimum lease payments and the asset's fair market value. Assets under capital leases are amortized on a straight-line basis, over their estimated useful lives. Any other lease not meeting the before mentioned criteria is classified as an operating lease and rental payments are expensed as incurred.

- m) **Landfill Liability:** The municipality does not maintain a waste disposal site.
- n) **Trust Funds:** Funds held in trust for others, under a trust agreement or statute, are not included in the financial statements as they are not controlled by the municipality. Trust fund activities administered by the municipality are disclosed in Note 18.
- o) **Employee Benefit Plans:** Contributions to the municipality's defined benefit plans are expensed when contributions are made. Under the defined benefit plan, the municipality's obligations are limited to their contributions.
- p) **Liability for Contaminated Sites:** Contaminated sites are a result of contamination being introduced into air, soil, water or sediment of a chemical, organic or radioactive material or live organism that exceeds an environmental standard. The liability is recorded net of any expected recoveries. A liability for remediation of contaminated sites is recognized when all the following criteria are met:
- a) an environmental standard exists;
 - b) contamination exceeds the environmental standard;
 - c) the municipality:
 - i. is directly responsible; or
 - ii. accepts responsibility;
 - d) it is expected that future economic benefits will be given up; and
 - e) a reasonable estimate of the amount can be made.

R. M. of Reno No. 51

Notes to the Financial Statements

For the fiscal year ended December 31, 2021

1. Significant Accounting Policies - continued

- q) **Measurement Uncertainty:** The preparation of financial statements in conformity with Canadian public sector accounting standards requires management to make estimates and assumptions that affect the reported amount of assets and liabilities and disclosure of contingent assets and liabilities at the date of the financial statements, and the reported amounts of revenue and expenditures during the period. Accounts receivable are stated after evaluation as to their collectability and an appropriate allowance for doubtful accounts is provided where considered necessary.

The measurement of materials and supplies are based on estimates of volume and quality.

The 'Opening Asset costs' of tangible capital assets have been estimated where actual costs were not available.

Amortization is based on the estimated useful lives of tangible capital assets.

These estimates and assumptions are reviewed periodically and, as adjustments become necessary they are reported in earnings in the periods in which they become known.

- r) **Basis of Segmentation/Segment Report:** The municipality follows the Public Sector Accounting Board's recommendations requiring financial information to be provided on a segmented basis. Municipal services have been segmented by grouping activities that have similar service objectives (by function). Revenues that are directly related to the costs of the function have been attributed to each segment. Interest is allocated to functions based on the purpose of specific borrowings.

The segments (functions) are as follows:

General Government: Provides for the administration of the municipality.

Protective Services: Comprised of expenses for Police and Fire protection.

Transportation Services: Responsible for the delivery of public works services related to the development and maintenance of roadway systems and street lighting.

Environmental and Public Health: The environmental segment provides waste disposal and other environmental services. The public health segment provides for expenses related to public health services in the municipality.

Planning and Development: Provides for neighbourhood development and sustainability.

Recreation and Culture: Provides for community services through the provision of recreation and leisure services.

Utility Services: Provides for delivery of water, collecting and treating of wastewater and providing collection and disposal of solid waste.

- s) **Budget Information:** Budget information is presented on a basis consistent with that used for actual results. The budget was approved by Council on May 4, 2021.

New Standards and Amendments to Standards:

- t) **Effective for Fiscal Years Beginning On or After April 1, 2022:**

PS 1201 Financial Statement Presentation, replaces PS 1200 with revised general reporting principles and standards of presentation and disclosure in government financial statements. Requires a new statement of re-measurement gains and losses separate from the statement of operations arising from the re-measurement of financial instruments and items denominated in foreign currencies, as well as the government's proportionate share of other comprehensive income that arises when a government includes the results of government business enterprises and partnerships. Effective in the period PS 3450 and PS 2601 are adopted.

PS 2601 Foreign Currency Translation, replaces PS 2600 with revised guidance on the recognition, presentation and disclosure of transactions that are denominated in a foreign currency. Requires that monetary assets and liabilities denominated in a foreign currency and non-monetary items included in the fair value category, denominated in a foreign currency, be adjusted to reflect the exchange rates in effect at the financial statement date. Unrealized gains and losses are to be presented in the statement of re-measurement gains and losses.

PS 3041 Portfolio Investments, replaces PS 3040 with revised guidance on accounting for, and presentation and disclosure of portfolio investments. Removes the distinction between temporary and portfolio investments. Upon adoption of PS 3450 and PS 3041, PS 3030, Temporary Investments, will no longer apply. Effective in the period PS 3450, PS 2601 and PS 1201 are adopted.

PS 3450 Financial Instruments, a new standard establishing guidance on the recognition, measurement, presentation and disclosure of financial instruments, including derivatives. The standard requires fair value measurement of derivatives and equity instrument that are quoted in an active market; all other financial instruments can be measured at cost/amortized cost or fair value at the election of the government. Unrealized gains and losses are presented in a new statement of re-measurement gains and losses. There is the requirement to disclose the nature and extent of risks arising from financial instruments and clarification is given for the de-recognition of financial liabilities.

PS 3280 Asset Retirement Obligations, a new standard establishing guidance on the accounting and reporting of legal obligations associated with the retirement of tangible capital assets controlled by a government or government organization. A liability for a retirement obligation can apply to tangible capital assets either in productive use or no longer in productive use. As this standard includes solid waste landfill sites active and post-closing obligations, upon adoption of this new standard, existing Solid Waste Landfill Closure and Post-Closure Liability section PS 3270 will be withdrawn.

Effective for Fiscal Years Beginning On or After April 1, 2023:

PS 3400, Revenue, a new standard establishing guidance on how to account for and report on revenue. The standard provides a framework for recognizing, measuring and reporting revenues that arise from transactions that include performance obligations and transactions that do not have performance obligations. Performance obligations are enforceable promises to provide specific goods or services to a specific payer.

The extent of the impact on adoption of these future standards is not known at this time.

- u) **Revenue recognition:** Revenue is recognized in the period it is earned.

R. M. of Reno No. 51

Notes to the Financial Statements

For the fiscal year ended December 31, 2021

2. Cash and Temporary Investments

	2021	2020
Cash	2,937,327	3,282,878
Temporary Investments		
Restricted Cash		
Total Cash and Temporary Investments	2,937,327	3,282,878

Cash and temporary investments include balances with banks, term deposits, marketable securities and short-term investments with maturities of three months or less. Cash subject to restrictions that prevent its use for current purposes is included in restricted cash.

3. Taxes Receivable - Municipal

	2021	2020
Municipal - Current	44,261	11,773
- Arrears	88,377	81,162
	132,638	92,935
- Less Allowance for Uncollectible	(89,867)	(83,237)
Total municipal taxes receivable	42,771	9,698
School - Current	12,483	4,252
- Arrears	34,027	167,320
Total school taxes receivable	46,510	171,572
Other		
Total taxes and grants in lieu receivable	89,281	181,270
Deduct taxes receivable to be collected on behalf of other organizations	(46,510)	(171,572)
Total Taxes Receivable - Municipal	42,771	9,698

R. M. of Reno No. 51

Notes to the Financial Statements

For the fiscal year ended December 31, 2021

4. Other Accounts Receivable

	2021	2020
Federal Government	57,170	22,787
Provincial Government		
Local Government	567	1,188
Utility		
Trade	42,026	6,868
Other (Specify)		
Total Other Accounts Receivable	99,763	30,843
Less: Allowance for Uncollectible	(621)	(621)
Net Other Accounts Receivable	99,142	30,222

5. Land for Resale

	2021	2020
Tax Title Property	760	760
Allowance for market value adjustment	(760)	(760)
Net Tax Title Property	-	-
Other Land		
Allowance for market value adjustment		
Net Other Land	-	-
Total Land for Resale	-	-

6. Long-Term Investments

	2021	2020
Equity balances	9,351	9,351
Other		
Total Long-Term Investments	9,351	9,351

The equity balances are stated at their historical value.

7. Debt Charges Recoverable

The municipality has no debt charges recoverable.

R. M. of Reno No. 51

Notes to the Financial Statements

For the fiscal year ended December 31, 2021

8. Bank Indebtedness

The municipality does not have access to an arranged line of credit.

9. Deferred Revenue

	2021	2020
Unspent Municipal Economic Enhancement Program funding		54,473
Unspent Environment and Climate Change Canada funding	600	8,130
Total Deferred Revenue	600	62,603

10. Accrued Landfill Costs

The municipality does not maintain a landfill (waste disposal) site and accordingly there is no accrued liability for estimated future closure and post-closure care costs for such a site.

11. Liability for Contaminated Sites

The municipality has no known contaminated sites and accordingly there is no accrued liability for estimated future clean up costs for such a site.

R. M. of Reno No. 51

Notes to the Financial Statements

For the fiscal year ended December 31, 2021

12. Long-Term Debt

The municipality has no long-term debt. The debt limit of the municipality in 2021 was \$962,377. The debt limit for a municipality is the total amount of the municipality's own source revenues for the preceding year (the *Municipalities Act* section 161(1)).

13. Lease Obligations

The municipality has no significant long-term lease obligations.

R. M. of Reno No. 51

Notes to the Financial Statements

For the fiscal year ended December 31, 2021

14. Other Non-financial Assets

The municipality has no significant other non-financial assets.

15. Contingent Liabilities

The municipality has no significant contingent liabilities.

16. Pension Plan

The municipality is an employer member of the Municipal Employee Pension Plan (MEPP), which is a multiemployer defined benefit pension plan. The Commission of MEPP, representing plan member employers, is responsible for overseeing the management of the pension plan, including investment of assets and administration of benefits. The municipality's pension expense in 2021 was \$26,038. The benefits accrued to the municipality's employees from MEPP are calculated using the following: Pensionable Years of Service, Highest Average Salary, and the plan accrual rate.

Every three years, an actuarial valuation is performed to assess the financial position of the plan and the adequacy of plan funding. Any actuarially determined deficiency is the responsibility of the participating employers and employees, which could affect future contribution rates and/or benefits. Contributions to MEPP are not segregated in separate accounts or restricted to provide benefits to the employees of a particular employer. As a result, individual employers are not able to identify their share of the underlying assets and liabilities, and the net pension assets or liabilities for this plan are not recognized in these financial statements. Rather, the plan is accounted for as a defined contribution plan whereby the contributions are expensed when made.

Details of MEPP

	2021	2020
Number of active members	7	6
Member contribution rate (percentage of salary)	9.00%	9.00%
Employer contribution rate (percentage of salary)	9.00%	9.00%
Member contributions for the year	26,038	22,576
Employer contributions for the year	26,038	22,576
Plan Assets	**	3,221,426,000
Plan Liabilities	**	2,382,526,000
Plan Surplus	**	838,900,000

** 2021 MEPP financial information is not yet available.

17. Comparative Figures

Some prior year comparative figures may have been restated to conform to the current year's presentation.

18. Trusts Administered by the Municipality

The municipality does not maintain any significant trusts.

R. M. of Reno No. 51

Notes to the Financial Statements

For the fiscal year ended December 31, 2021

19. Related Parties

The municipality has no significant related parties.

20. Contingent Assets

The municipality has no significant contingent assets.

21. Contractual Rights

Contractual rights are rights to economic resources arising from contracts or agreements that will result in an asset and revenue in the future. The municipality has no significant contractual rights.

22. Contractual Obligations and Commitments

The municipality has no significant contractual obligations and commitments.

R. M. of Reno No. 51
Notes to the Financial Statements
For the fiscal year ended December 31, 2021

23. Restructuring Transactions

The municipality did not undertake any restructuring transactions during the year 2021.

R. M. of Reno No. 51

Schedule of Taxes and Other Unconditional Revenue

For the fiscal year ended December 31, 2021

Schedule 1

	2021 Budget	2021	2020
TAXES	(unaudited)		
General municipal tax levy	1,263,220	1,263,224	908,668
Abatements and adjustments	(260)	-	(264)
Discount on current year taxes	(50,000)	(52,440)	(38,035)
Net Municipal Taxes	1,212,960	1,210,784	870,369
Potash tax share	-	-	-
Trailer license fees	-	-	-
Penalties on tax arrears	9,450	5,122	8,447
Special tax levy	-	-	-
Other (TLE)	-	-	-
Total Taxes	1,222,410	1,215,906	878,816
UNCONDITIONAL GRANTS			
Revenue Sharing (Organized Hamlet)	268,070	268,068	270,748
Safe Restart	-	-	22,609
Other (Specify)	-	-	-
Total Unconditional Grants	268,070	268,068	293,357
GRANTS IN LIEU OF TAXES			
Federal	130,500	130,496	86,691
Provincial			
S.P.C. Electrical	-	-	-
SaskEnergy Gas	-	-	-
TransGas	-	-	-
Central Services	-	-	-
SaskTel	7,480	7,110	5,670
Other (Specify)	-	-	-
Local/Other			
Housing Authority	-	-	-
C.P.R. Mainline	-	-	-
Treaty Land Entitlement	80	134	81
Other (Specify)	-	-	-
Other Government Transfers			
S.P.C. Surcharge	-	-	-
Sask Energy Surcharge	-	-	-
Other (Specify)	-	-	-
Total Grants in Lieu of Taxes	138,060	137,740	92,442
TOTAL TAXES AND OTHER UNCONDITIONAL REVENUE	1,628,540	1,621,714	1,264,615

R. M. of Reno No. 51
Schedule of Operating and Capital Revenue by Function
For the fiscal year ended December 31, 2021

Schedule 2 - 1

	2021 Budget	2021	2020
	(unaudited)		
GENERAL GOVERNMENT SERVICES			
Operating			
Other Segmented Revenue			
Fees and Charges			
- Custom work	-	-	-
- Sales of supplies	2,650	8,212	6,256
- Other (<i>Licenses & permits</i>)	11,700	9,850	11,700
Total Fees and Charges	14,350	18,062	17,956
- Tangible capital asset sales - gain (loss)	-	-	-
- Land sales - gain	-	-	-
- Investment income and commissions	49,890	33,793	49,888
- Other (<i>SARM benefits</i>)	-	-	-
Total Other Segmented Revenue	64,240	51,855	67,844
Conditional Grants			
- Student Employment	-	-	-
- MEEP	54,470	54,473	-
- Other (<i>MAIP</i>)	8,330	-	8,333
Total Conditional Grants	62,800	54,473	8,333
Total Operating	127,040	106,328	76,177
Capital			
Conditional Grants			
- Federal Gas Tax	-	-	-
- Canada Community-Building Fund (CCBF)	-	-	-
- ICIP	-	-	-
- Provincial Disaster Assistance	-	-	-
- MEEP	-	-	-
- Other (<i>Specify</i>)	-	-	-
Total Capital	-	-	-
Restructuring Revenue (<i>Specify, if any</i>)	-	-	-
Total General Government Services	127,040	106,328	76,177

PROTECTIVE SERVICES

Operating			
Other Segmented Revenue			
Fees and Charges			
- Other (<i>Fire fighting fees & donations</i>)	5,300	3,209	5,302
Total Fees and Charges	5,300	3,209	5,302
- Tangible capital asset sales - gain (loss)	-	-	-
- Other (<i>Specify</i>)	-	-	-
Total Other Segmented Revenue	5,300	3,209	5,302
Conditional Grants			
- Student Employment	-	-	-
- Local government	-	-	-
- MEEP	-	-	-
- Other (<i>Specify</i>)	-	-	-
Total Conditional Grants	-	-	-
Total Operating	5,300	3,209	5,302
Capital			
Conditional Grants			
- Federal Gas Tax	-	-	-
- Canada Community-Building Fund (CCBF)	-	-	-
- ICIP	-	-	-
- Provincial Disaster Assistance	-	-	-
- Local government	-	-	-
- MEEP	-	-	-
- Other (<i>Specify</i>)	-	-	-
Total Capital	-	-	-
Restructuring Revenue (<i>Specify, if any</i>)	-	-	-
Total Protective Services	5,300	3,209	5,302

R. M. of Reno No. 51
Schedule of Operating and Capital Revenue by Function
For the fiscal year ended December 31, 2021

Schedule 2 - 2

	2021 Budget (unaudited)	2021	2020
TRANSPORTATION SERVICES			
Operating			
Other Segmented Revenue			
Fees and Charges			
- Custom work	1,700	1,500	1,700
- Sales of supplies	-	-	-
- Road Maintenance and Restoration Agreements	11,270	26,077	11,262
- Frontage	-	-	-
- Other (Specify)	-	-	-
Total Fees and Charges	12,970	27,577	12,962
- Tangible capital asset sales - gain (loss)	-	(83,546)	-
- Other (Specify)	-	-	-
Total Other Segmented Revenue	12,970	(55,969)	12,962
Conditional Grants			
- RIRG (CTP)	-	-	-
- Student Employment	-	-	-
- MEEP	-	-	-
- Other (Specify)	-	-	-
Total Conditional Grants	-	-	-
Total Operating	12,970	(55,969)	12,962
Capital			
Conditional Grants			
- Federal Gas Tax	-	-	33,541
- Canada Community-Building Fund (CCBF)	46,180	46,181	-
- ICIP	-	-	-
- RIRG (CTP, Bridge and Large Culvert, Road Const.)	-	-	-
- Provincial Disaster Assistance	-	-	-
- MEEP	-	-	-
- Other (local contributions to road projects)	-	98,179	-
Total Capital	46,180	144,360	33,541
Restructuring Revenue (Specify, if any)	-	-	-
Total Transportation Services	59,150	88,391	46,503

ENVIRONMENTAL AND PUBLIC HEALTH SERVICES

Operating			
Other Segmented Revenue			
Fees and Charges			
- Waste and Disposal Fees	-	-	-
- Other (Sale of pest control products)	18,860	23,346	18,862
Total Fees and Charges	18,860	23,346	18,862
- Tangible capital asset sales - gain (loss)	-	-	-
- Other (Specify)	-	-	-
Total Other Segmented Revenue	18,860	23,346	18,862
Conditional Grants			
- Student Employment	-	-	-
- TAPD	-	-	-
- Local government	-	-	-
- MEEP	-	-	-
- Other (ECCC)	-	-	46,870
Total Conditional Grants	-	-	46,870
Total Operating	18,860	23,346	65,732
Capital			
Conditional Grants			
- Federal Gas Tax	-	-	-
- Canada Community-Building Fund (CCBF)	-	-	-
- ICIP	-	-	-
- TAPD	-	-	-
- Provincial Disaster Assistance	-	-	-
- MEEP	-	-	-
- Other (Specify)	-	-	-
Total Capital	-	-	-
Restructuring Revenue (Specify, if any)	-	-	-
Total Environmental and Public Health Services	18,860	23,346	65,732

R. M. of Reno No. 51
Schedule of Operating and Capital Revenue by Function
For the fiscal year ended December 31, 2021

Schedule 2 - 3

	2021 Budget	2021	2020
PLANNING AND DEVELOPMENT SERVICES			
(unaudited)			
Operating			
Other Segmented Revenue			
Fees and Charges			
- Maintenance and Development Charges	-	-	-
- Other (Specify)	-	-	-
Total Fees and Charges	-	-	-
- Tangible capital asset sales - gain (loss)	-	-	-
- Other (Specify)	-	-	-
Total Other Segmented Revenue	-	-	-
Conditional Grants			
- Student Employment	-	-	-
- MEEP	-	-	-
- Other (Specify)	-	-	-
Total Conditional Grants	-	-	-
Total Operating	-	-	-
Capital			
Conditional Grants			
- Federal Gas Tax	-	-	-
- Canada Community-Building Fund (CCBF)	-	-	-
- ICIP	-	-	-
- Provincial Disaster Assistance	-	-	-
- MEEP	-	-	-
- Other (Specify)	-	-	-
Total Capital	-	-	-
Restructuring Revenue (Specify, if any)	-	-	-
Total Planning and Development Services	-	-	-

RECREATION AND CULTURAL SERVICES

Operating			
Other Segmented Revenue			
Fees and Charges			
- Other (Specify)	-	-	-
Total Fees and Charges	-	-	-
- Tangible capital asset sales - gain (loss)	-	-	-
- Other (Specify)	-	-	-
Total Other Segmented Revenue	-	-	-
Conditional Grants			
- Student Employment	-	-	-
- Local government	-	-	-
- MEEP	-	-	-
- Other (Specify)	-	-	-
Total Conditional Grants	-	-	-
Total Operating	-	-	-
Capital			
Conditional Grants			
- Federal Gas Tax	-	-	-
- Canada Community-Building Fund (CCBF)	-	-	-
- ICIP	-	-	-
- Local government	-	-	-
- Provincial Disaster Assistance	-	-	-
- MEEP	-	-	-
- Other (Specify)	-	-	-
Total Capital	-	-	-
Restructuring Revenue (Specify, if any)	-	-	-
Total Recreation and Cultural Services	-	-	-

R. M. of Reno No. 51
Schedule of Operating and Capital Revenue by Function
For the fiscal year ended December 31, 2021

Schedule 2 - 4

	2021 Budget	2021	2020
	(unaudited)		
UTILITY SERVICES			
Operating			
Other Segmented Revenue			
Fees and Charges			
- Water	-	-	-
- Sewer	-	-	-
- Other (Specify)	-	-	-
Total Fees and Charges	-	-	-
- Tangible capital asset sales - gain (loss)	-	-	-
- Other (Specify)	-	-	-
Total Other Segmented Revenue	-	-	-
Conditional Grants			
- Student Employment	-	-	-
- MEEP	-	-	-
- Other (Specify)	-	-	-
Total Conditional Grants	-	-	-
Total Operating	-	-	-
Capital			
Conditional Grants			
- Federal Gas Tax	-	-	-
- Canada Community-Building Fund (CCBF)	-	-	-
- ICIP	-	-	-
- New Building Canada Fund (SCF, NRP)	-	-	-
- Clean Water and Wastewater Fund	-	-	-
- Provincial Disaster Assistance	-	-	-
- MEEP	-	-	-
- Other (Specify)	-	-	-
Total Capital	-	-	-
Restructuring Revenue (Specify, if any)	-	-	-
Total Utility Services	-	-	-
TOTAL OPERATING AND CAPITAL REVENUE BY FUNCTION	210,350	221,274	193,714

SUMMARY

Total Other Segmented Revenue	101,370	22,441	104,970
Total Conditional Grants	62,800	54,473	55,203
Total Capital Grants and Contributions	46,180	144,360	33,541
Restructuring Revenue	-	-	-
TOTAL REVENUE BY FUNCTION	210,350	221,274	193,714

R. M. of Reno No. 51

Total Expenses by Function

For the fiscal year ended December 31, 2021

Schedule 3 - 1

	2021 Budget	2021	2020
GENERAL GOVERNMENT SERVICES			
	(unaudited)		
Council remuneration and travel	25,670	21,433	25,621
Wages and benefits	152,450	144,545	144,678
Professional/Contractual services	65,000	58,399	76,598
Utilities	9,220	8,405	9,035
Maintenance, materials and supplies	23,730	24,696	28,142
Grants and contributions - operating	17,700	5,075	4,300
- capital	-	-	-
Amortization	480	1,492	-
Interest	-	-	-
Allowance for uncollectible	10,000	6,508	2,106
Other	-	-	-
General Government Services	304,250	270,553	290,480
Restructuring (Specify, if any)	-	-	-
Total General Government Services	304,250	270,553	290,480

PROTECTIVE SERVICES

Police protection

Wages and benefits	-	-	-
Professional/Contractual services	18,300	18,744	18,254
Utilities	-	-	-
Maintenance, material and supplies	-	-	-
Grants and contributions - operating	-	-	-
- capital	-	-	-
Other (Specify)	-	-	-

Fire protection

Wages and benefits	5,110	864	2,010
Professional/Contractual services	4,100	4,000	497
Utilities	5,530	5,273	5,465
Maintenance, material and supplies	5,690	949	1,008
Grants and contributions - operating	1,500	-	-
- capital	-	-	-
Amortization	9,590	9,576	9,576
Interest	-	-	-
Other	-	-	-

Protective Services	49,820	39,406	36,810
Restructuring (Specify, if any)	-	-	-
Total Protective Services	49,820	39,406	36,810

TRANSPORTATION SERVICES

Wages and benefits	370,140	338,152	296,268
Professional/Contractual Services	16,450	19,243	15,926
Utilities	9,430	8,531	9,600
Maintenance, materials, and supplies	272,420	239,392	223,469
Gravel	536,600	267,387	291,555
Grants and contributions - operating	-	-	-
- capital	-	-	-
Amortization	162,220	141,312	162,220
Interest	-	-	-
Other	-	-	-

Transportation Services	1,367,260	1,014,017	999,038
Restructuring (Specify, if any)	-	-	-
Total Transportation Services	1,367,260	1,014,017	999,038

R. M. of Reno No. 51

Total Expenses by Function

For the fiscal year ended December 31, 2021

Schedule 3 - 2

	2021 Budget	2021	2020
ENVIRONMENTAL AND PUBLIC HEALTH SERVICES			
	(unaudited)		
Wages and benefits	-	-	-
Professional/Contractual services	20,290	23,287	66,303
Utilities	-	-	-
Maintenance, materials and supplies	18,000	23,311	18,829
Grants and contributions - operating	-	-	-
o Waste disposal	-	-	-
o Public Health	-	-	-
- capital	-	-	-
o Waste disposal	-	-	-
o Public Health	4,500	3,000	4,500
Amortization	-	-	-
Interest	-	-	-
Other	-	-	-
Environmental and Public Health Services	42,790	49,598	89,632
Restructuring (Specify, if any)	-	-	-
Total Environmental and Public Health Services	42,790	49,598	89,632

PLANNING AND DEVELOPMENT SERVICES

Wages and benefits	-	-	-
Professional/Contractual Services	-	-	-
Utilities	-	-	-
Maintenance, materials, and supplies	-	-	-
Grants and contributions - operating	-	-	-
- capital	-	-	-
Amortization	-	-	-
Interest	-	-	-
Allowance for uncollectible	-	-	-
Other	-	-	-
Planning and Development Services	-	-	-
Restructuring (Specify, if any)	-	-	-
Total Planning and Development Services	-	-	-

RECREATION AND CULTURAL SERVICES

Wages and benefits	-	-	-
Professional/Contractual services	11,090	9,840	11,089
Utilities	-	-	-
Maintenance, materials and supplies	-	-	-
Grants and contributions - operating	12,000	12,000	15,000
- capital	-	-	-
Amortization	-	-	-
Interest	-	-	-
Allowance for uncollectible	-	-	-
Other	-	-	-
Recreation and Cultural Services	23,090	21,840	26,089
Restructuring (Specify, if any)	-	-	-
Total Recreation and Cultural Services	23,090	21,840	26,089

R. M. of Reno No. 51

Total Expenses by Function

For the fiscal year ended December 31, 2021

Schedule 3 - 3

	2021 Budget	2021	2020
UTILITY SERVICES	(unaudited)		
Wages and benefits	-	-	-
Professional/Contractual services	-	-	-
Utilities	740	670	742
Maintenance, materials and supplies	100	91	-
Grants and contributions - operating	-	-	-
- capital	-	-	-
Amortization	-	-	-
Interest	-	-	-
Allowance for Uncollectible	-	-	-
Other	-	-	-
Utility Services	840	761	742
Restructuring (Specify, if any)	-	-	-
Total Utility Services	840	761	742
TOTAL EXPENSES BY FUNCTION	1,788,050	1,396,175	1,442,791

R. M. of Reno No. 51
Schedule of Segment Disclosure by Function
For the fiscal year ended December 31, 2021

Schedule 4

	General Government	Protective Services	Transportation Services	Environmental & Public Health	Planning and Development	Recreation and Culture	Utility Services	Total
Revenues (Schedule 2)								
Fees and Charges	18,062	3,209	27,577	23,346	-	-	-	72,194
Tangible Capital Asset Sales - Gain	-	-	(83,546)	-	-	-	-	(83,546)
Land Sales - Gain	-	-	-	-	-	-	-	-
Investment Income and Commissions	33,793	-	-	-	-	-	-	33,793
Other Revenues	-	-	-	-	-	-	-	-
Grants - Conditional	54,473	-	-	-	-	-	-	54,473
- Capital	-	-	144,360	-	-	-	-	144,360
Restructurings	-	-	-	-	-	-	-	-
Total Revenues	106,328	3,209	88,391	23,346	-	-	-	221,274
Expenses (Schedule 3)								
Wages & Benefits	165,978	864	338,152	-	-	-	-	504,994
Professional/ Contractual Services	58,399	22,744	19,243	23,287	-	9,840	-	133,513
Utilities	8,405	5,273	8,531	-	-	-	670	22,879
Maintenance Materials and Supplies	24,696	949	506,779	23,311	-	-	91	555,826
Grants and Contributions	5,075	-	-	3,000	-	12,000	-	20,075
Amortization	1,492	9,576	141,312	-	-	-	-	152,380
Interest	-	-	-	-	-	-	-	-
Allowance for Uncollectible	6,508	-	-	-	-	-	-	6,508
Restructurings	-	-	-	-	-	-	-	-
Other	-	-	-	-	-	-	-	-
Total Expenses	270,553	39,406	1,014,017	49,598	-	21,840	761	1,396,175
Surplus (Deficit) by Function	(164,225)	(36,197)	(925,626)	(26,252)	-	(21,840)	(761)	(1,174,901)

Taxes and other unconditional revenue (Schedule 1)

1,621,714

Net Surplus (Deficit)

446,813

R. M. of Reno No. 51
Schedule of Segment Disclosure by Function
For the fiscal year ended December 31, 2020

Schedule 5

	General Government	Protective Services	Transportation Services	Environmental & Public Health	Planning and Development	Recreation and Culture	Utility Services	Total
Revenues (Schedule 2)								
Fees and Charges	17,956	5,302	12,962	18,862	-	-	-	55,082
Tangible Capital Asset Sales - Gain	-	-	-	-	-	-	-	-
Land Sales - Gain	-	-	-	-	-	-	-	-
Investment Income and Commissions	49,888	-	-	-	-	-	-	49,888
Other Revenues	-	-	-	-	-	-	-	-
Grants - Conditional	8,333	-	-	46,870	-	-	-	55,203
- Capital	-	-	33,541	-	-	-	-	33,541
Restructurings	-	-	-	-	-	-	-	-
Total Revenues	76,177	5,302	46,503	65,732	-	-	-	193,714
Expenses (Schedule 3)								
Wages & Benefits	170,299	2,010	296,268	-	-	-	-	468,577
Professional/ Contractual Services	76,598	18,751	15,926	66,303	-	11,089	-	188,667
Utilities	9,035	5,465	9,600	-	-	-	742	24,842
Maintenance Materials and Supplies	28,142	1,008	515,024	18,829	-	-	-	563,003
Grants and Contributions	4,300	-	-	4,500	-	15,000	-	23,800
Amortization	-	9,576	162,220	-	-	-	-	171,796
Interest	-	-	-	-	-	-	-	-
Allowance for Uncollectible	2,106	-	-	-	-	-	-	2,106
Restructurings	-	-	-	-	-	-	-	-
Other	-	-	-	-	-	-	-	-
Total Expenses	290,480	36,810	999,038	89,632	-	26,089	742	1,442,791
Surplus (Deficit) by Function	(214,303)	(31,508)	(952,535)	(23,900)	-	(26,089)	(742)	(1,249,077)

Taxes and other unconditional revenue (Schedule 1)

1,264,615

Net Surplus (Deficit)

15,538

R. M. of Reno No. 51
Schedule of Tangible Capital Assets by Object
As at December 31, 2021

Schedule 6

		2021						2020	
		General Assets				Infrastructure Assets	General/Infrastructure		
		Land	Land Improvements	Buildings	Vehicles	Machinery & Equipment	Linear assets	Assets Under Construction	Total
Assets	Asset cost								
	Opening Asset costs	1,006	-	202,617	51,222	2,115,120	3,280,908	-	5,650,873
	Additions during the year	-	-	-	-	485,009	364,444	-	849,453
	Disposals and write-downs during the year	-	-	-	-	(347,696)	-	-	(347,696)
	Transfers (from) assets under construction	-	-	-	-	-	-	-	-
	Transfer of Capital Assets related to restructuring (Schedule 11)	-	-	-	-	-	-	-	-
	Closing Asset Costs	1,006	-	202,617	51,222	2,252,433	3,645,352	-	6,152,630
Amortization	Accumulated Amortization Cost								
	Opening Accumulated Amortization Costs	-	-	81,418	13,844	1,042,194	2,512,763	-	3,650,219
	Add: Amortization taken	-	-	3,776	3,584	76,589	68,431	-	152,380
	Less: Accumulated amortization on disposals	-	-	-	-	(190,050)	-	-	(190,050)
	Transfer of Capital Assets related to restructuring (Schedule 11)	-	-	-	-	-	-	-	-
		Closing Accumulated Amortization Costs	-	-	85,194	17,428	928,733	2,581,194	-
	Net Book Value	1,006	-	117,423	33,794	1,323,700	1,064,158	-	2,540,081
									2,000,654

1. Total contributed/donated assets received in 2021 \$ -
2. List of assets recognized at nominal value in 2021 are:
 - Infrastructure Assets \$ -
 - Vehicles \$ -
 - Machinery and Equipment \$ -
3. Amount of interest capitalized in Schedule 6 \$ -

R. M. of Reno No. 51
Schedule of Tangible Capital Assets by Function
As at December 31, 2021

Schedule 7

		2021							2020	
		General Government	Protective Services	Transportation Services	Environmental & Public Health	Planning & Development	Recreation & Culture	Water & Sewer	Total	Total
Assets	Asset cost									
	Opening Asset costs	68,643	299,234	5,282,996	-	-	-	-	5,650,873	5,645,403
	Additions during the year	-	-	849,453	-	-	-	-	849,453	5,968
	Disposals and write-downs during the year	-	-	(347,696)	-	-	-	-	(347,696)	(498)
	Transfer of Capital Assets related to restructuring (Schedule 11)	-	-	-	-	-	-	-	-	-
	Closing Asset Costs	68,643	299,234	5,784,753	-	-	-	-	6,152,630	5,650,873
Amortization	Amortization Cost									
	Opening Accumulated Amortization Costs	47,845	134,739	3,467,635	-	-	-	-	3,650,219	3,478,921
	Add: Amortization taken	1,492	9,576	141,312	-	-	-	-	152,380	171,796
	Less: Accumulated amortization on disposals	-	-	(190,050)	-	-	-	-	(190,050)	(498)
	Transfer of Capital Assets related to restructuring (Schedule 11)	-	-	-	-	-	-	-	-	-
	Closing Accumulated Amortization Costs	49,337	144,315	3,418,897	-	-	-	-	3,612,549	3,650,219
	Net Book Value	19,306	154,919	2,365,856	-	-	-	-	2,540,081	2,000,654

R. M. of Reno No. 51
 Schedule of Accumulated Surplus
 As at December 31, 2021

Schedule 8

	2020	Changes	2021
UNAPPROPRIATED SURPLUS	2,165,338	(187,614)	1,977,724
APPROPRIATED RESERVES			
Machinery and Equipment	429,938	50,000	479,938
Public Reserve	17,709	(5,000)	12,709
Capital Trust	737,162	50,000	787,162
Utility	-	-	-
Other (General Purpose)	9,165	-	9,165
Total Appropriated	1,193,974	95,000	1,288,974
ORGANIZED HAMLETS (add lines if required)			
Organized Hamlet of (Name)	-	-	-
Organized Hamlet of (Name)	-	-	-
Organized Hamlet of (Name)	-	-	-
Organized Hamlet of (Name)	-	-	-
Organized Hamlet of (Name)	-	-	-
Organized Hamlet of (Name)	-	-	-
Total Organized Hamlets	-	-	-
NET INVESTMENT IN TANGIBLE CAPITAL ASSETS			
Tangible capital assets (Schedule 6, 7)	2,000,654	539,427	2,540,081
Less: Related debt	-	-	-
Net Investment in Tangible Capital Assets	2,000,654	539,427	2,540,081
Total Accumulated Surplus	5,359,966	446,813	5,806,779

R. M. of Reno No. 51

Schedule of Mill Rates and Assessments

For the fiscal year ended December 31, 2021

Schedule 9

	PROPERTY CLASS						Total
	Agriculture	Residential	Residential Condominium	Seasonal Residential	Commercial & Industrial	Potash Mine(s)	
Taxable Assessment	191,349,660	1,105,860			8,208,960		200,664,480
Regional Park Assessment							
Total Assessment							200,664,480
Mill Rate Factor(s)	0.4300	0.4300			3.3000		
Total Base/Minimum Tax (generated for each property class)							-
Total Municipal Tax Levy (include base and/or minimum tax and special levies)	946,225	5,469			311,530		1,263,224

MILL RATES:

MILLS

Average Municipal*	6.30
Average School*	1.70
Potash Mill Rate	
Uniform Municipal Mill Rate	11.50

* Average Mill Rates (multiply the total tax levy for each taxing authority by 1000 and divide by the total assessment for the taxing authority).

R. M. of Reno No. 51
Schedule of Council Remuneration (unaudited)
As at December 31, 2021

Schedule 10

Position	Name	Remuneration	Reimbursed Costs	Total
Reeve	Brian McMillan	2,641	704	3,345
Councillor	Lorne Warberg	1,625	312	1,937
Councillor	Maureen Hodgins	1,625	130	1,755
Councillor	Gary Zentner	3,024	1,776	4,800
Councillor	Elmer Palmer	1,633	283	1,916
Councillor	Wayne Kisell	1,688	232	1,920
Councillor	Tim Amundson	1,734	463	2,197
Councillor	Paul Heglund	1,788	269	2,057
Councillor	Linda Brown	1,844	23	1,867
Councillor	Dan Black	1,438	156	1,594
Councillor	Dave Reynolds	1,469	282	1,751
		-	-	-
				-
				-
Total		20,509	4,630	25,139

R. M. of Reno No. 51
Schedule of Restructuring
For the fiscal year ended December 31, 2021

Schedule 11

2021

Carrying Amount of Assets and Liabilities Transferred/Received at Restructuring Date:	
Cash and Temporary Investments	-
Taxes Receivable - Municipal	-
Other Accounts Receivable	-
Land for Resale	-
Long-Term Investments	-
Debt Charges Recoverable	-
Bank Indebtedness	-
Accounts Payable	-
Accrued Liabilities Payable	-
Deposits	-
Deferred Revenue	-
Accrued Landfill Costs	-
Liability for Contaminated Sites	-
Other Liabilities	-
Long-Term Debt	-
Lease Obligations	-
Tangible Capital Assets	-
Prepayments and Deferred Charges	-
Stock and Supplies	-
Other	-
Total Net Carrying Amount Received (Transferred)	-